

# Transition into Adulthood Supplement

2023

The Panel Study of Income Dynamics  
The Institute for Social Research  
426 Thompson Street  
Ann Arbor, MI 48106

Last updated: 4/23/2024

## Table of Contents

Coverscreen .....	1
Interview Start .....	4
Section A: Community Engagement and Technology Use .....	5
Section B: Family Relationships, Personality, and Mental Health .....	12
Section C: Interpersonal Relationships .....	32
Section D: Employment, Military Service, and Time Use .....	63
Section E: Past Year Income and Financial Help .....	117
Section F: Wealth .....	149
Section G: Education .....	171
Section H: Health .....	191
Section K: Discrimination and Peer Influence .....	256
Section L: Religious and Spiritual Beliefs; Race and Ethnicity .....	269
Section New Immigrant: Background, Languages Spoken, English Proficiency, Naturalization ... <b>Error! Bookmark not defined.</b>	
Interview Close .....	274
Debriefing Section .....	275
Address Updates and Respondent Payment .....	276
Interview End .....	320



## Coverscreen

SecIntro\_Start. Whether section started flag.

1. Yes

SecIntroDone. After a mode switch, flags whether section completed.

1. Yes

SecIntroLock. After a mode switch, flags whether section locked.

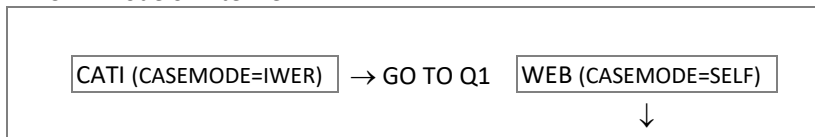
1. Yes

SecIntroMode. Whether interview completed in WEB or CATI flag.

1. SELF/WEB 2. IWER/CATI

## SECTION\_INTRO

WELCOME RULE. Mode of Interview



CONFIRM1. (WEB ONLY) Could you please confirm who you are:

1. Parent of [PRELOAD.FIRSTNAME_1 - PRELOAD.LASTNAME_1]	GO TO STOP CONFIRM2 → GO TO LANG_W Your response is required.
2. Other adult in [PRELOAD.FIRSTNAME_1 - PRELOAD.LASTNAME_1]'s household	
3. Brother or sister of [PRELOAD.FIRSTNAME_1 - PRELOAD.LASTNAME_1]	
4. [PRELOAD.FIRSTNAME_1 - PRELOAD.LASTNAME_1]	
NA	

CONFIRM2. (WEB ONLY) Thank you for your interest in the Family Economics Study (FES) Transition into Adulthood Study (TAS). This interview is only to be completed by [PRELOAD.FIRSTNAME\_1 - PRELOAD.LASTNAME\_1] on [his/her] own.

If you have any questions about the survey or would like more information before [PRELOAD.FIRSTNAME\_1 - PRELOAD.LASTNAME\_1] can proceed, please visit the FES-TAS website at <https://fes.isr.umich.edu/TAS.aspx> or contact us at [umichsurvey@umich.edu](mailto:umichsurvey@umich.edu) or (866) 796-5166.

Please click Finish to exit.

1. Finish	→ EXIT INTERVIEW : If you have any questions about the survey or would like more information, please visit the FES-TAS website at <a href="https://fes.isr.umich.edu/TAS.aspx">https://fes.isr.umich.edu/TAS.aspx</a> or contact us at <a href="mailto:uofmstudy@umich.edu">uofmstudy@umich.edu</a> or 1-866-796-5166.
-----------	------------------------------------------------------------------------------------------------------------------------------------------------------------------------------------------------------------------------------------------------------------------------------------------------------------------------

PSID LANG\_W modified

LANG\_W. (WEB ONLY) This interview is in English. If you prefer to do your interview in a language other than English, an interviewer will contact you as soon as possible. Please indicate which language you prefer for this interview.

1. English	2. Spanish	7. Other - Please specify: (LANGWSPEC (String 100))	NA
GO TO WELCOME		↓	Your response is required.

Lang\_WQuit. Thank you. An interviewer will be in contact with you soon. If you have any questions, please contact us at [uofmstudy@umich.edu](mailto:uofmstudy@umich.edu) or 1-866-796-5166.  
Please click Finish to exit this interview.

→ EXIT INTERVIEW (*MSMS flags for SRO to contact Respondent*)

PSID WELCOME, modified

WELCOME. (*WEB ONLY*) Welcome to the 2023 Family Economics Study (FES) Transition into Adulthood Study (TAS). Your participation will contribute to a study about life for young adults in the U.S. and how it is changing. For best results, use the 'Next' and 'Previous' buttons instead of 'Enter' and 'Tab' which may work differently with some browsers.

If you decide at any point that you'd rather speak with an interviewer please contact us at [uofmstudy@umich.edu](mailto:uofmstudy@umich.edu) or 1-866-796-5166.

Please click Next to continue.

Q1. (*CATI*) Respondent: [PRELOAD.FIRSTNAME\_1 -- PRELOAD.LASTNAME\_1]

- Verify that you are speaking to the correct TAS Respondent before proceeding:

Before I get started, I would like to make sure I am speaking with the right person. You are [PRELOAD.FIRSTNAME\_1 - PRELOAD.LASTNAME\_1]? **If No, ASK:** Do you ever go by that name?

- If R never goes by the preloaded name, suspend the interview and seek out the correct Respondent
- Minor name corrections can be made in the contact information update screens at the end of the interview

(*WEB*) We would like to make sure that this interview has reached the right person. Is your name [PRELOAD.FIRSTNAME\_1 - PRELOAD.LASTNAME\_1], or do you ever go by that name?

*If you need to make a change to your name, there will be a chance at the end of the interview.*

→ GO TO ELIGCKPT

↓

Q2. (*CATI*) Respondent: [PRELOAD.FIRSTNAME\_1 -- PRELOAD.LASTNAME\_1]

Preloaded Birthdate: [PRELOAD.MOBRN/DAYBRN/YRBRN]

Could you please tell me your date of birth?

- ENTER MM/DD/YYYY, with slashes

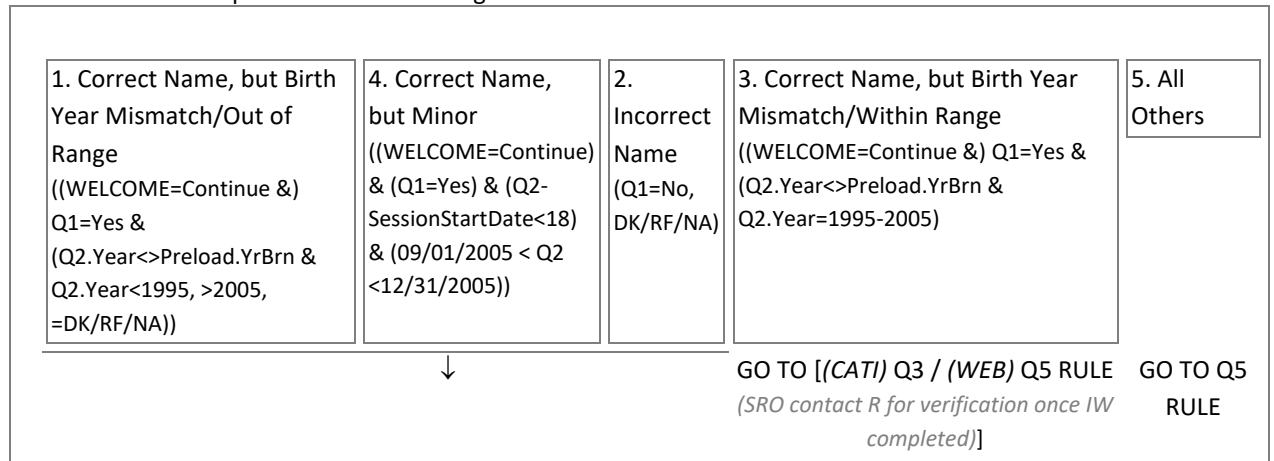
*SIGNAL: Year of birth entered must match the year of the preloaded date. Suspend and speak with a supervisor. Press "Suppress" only under the instruction of a supervisor.*

(*WEB*) What is your date of birth?

*Please enter your date of birth as MM/DD/YYYY.*

*SIGNAL (2<sup>nd</sup> fail, GO TO ELIGCKPT): The birth date you entered differs from our records. To be sure, please reenter your date of birth.*

## ELIGCKPT. CAI Checkpoint: Whether R is Eligible for TAS



Q3. (CATI) TA Respondent: [PRELOAD.FIRSTNAME\_1 -- PRELOAD.LASTNAME\_1]

TA Preloaded Birthdate: [PRELOAD.MOBRN/DAYBRN/YRBRN]

R's Reported Birthdate: [[Q2]/Don't Know/Refused]

Unfortunately, [*ELIGCKPT=1 & Q2.YEAR>2005*: this study requires participants to be 18 years old or older, so we will not be able to interview you this year / *ELIGCKPT=4*: this study requires participants to be 18 years old or older, we will contact you again after you turn 18 years old / *ALL OTHERS*: the information you have provided differs from what we have in our records. I will have to speak to a supervisor and call you back]. Thank you very much for your time.

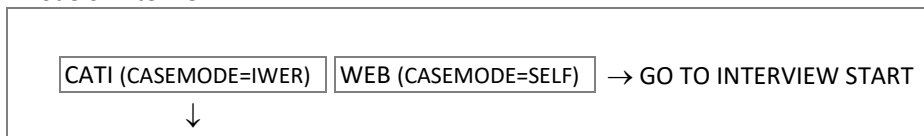
1. Suspend → [Suspend interview and contact your TL](#)

(WEB) Thank you. There appears to be an error in our records regarding your [*ELIGCKPT=1, 4*: birth date / *ELIGCKPT=2*: name]. We will contact you soon to verify our records. Or feel free to contact us at [uofmstudy@umich.edu](mailto:uofmstudy@umich.edu) or 1-866-796-5166.

Please click Finish to exit this interview.

1. Finish → EXIT INTERVIEW (*MSMS auto-email R and SRO contact R for verification*)

Q5 RULE. Mode of Interview



Q5. (CATI ONLY) VERIFY that R has the Response Booklet with (him/her) for the interview.

Do you have your Response Booklet with you (that we mailed to you with the letter asking for your participation)? We will be using this booklet throughout the interview. On certain questions, I will ask you to refer to a page in the booklet for help in answering the question. (Would you like to go find it?)

- IF R doesn't have the Response Booklet with (him/her) or cannot find it, PROBE: If you're able to connect to the internet you could view the booklet online. The website is <http://fes.isr.umich.edu/TA2023-RB/index.html>
- RECORD whether R has the Response Booklet, is viewing it online, or the interview is being done without the booklet.

1. R has Response Booklet with (him/her)

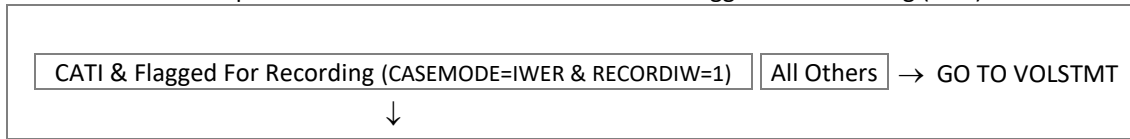
2. R viewing Response Booklet online

3. Interview will be done without Response Booklet

END SECTION\_INTRO

## Interview Start

RECORDEDIWKPT. CAI Checkpoint: Whether CATI Interview Has Been Flagged for Recording (10%)



*PSID RECORDIW\_CONSENT, modified*

RECORDEDIWKPT. We sometimes record interviews to help us maintain quality. Your interview may be recorded for quality control purposes. Do you agree for this interview to be recorded? You can still participate if you do not want your interview to be recorded.

*PSID VOLSTMT, modified*

VOLSTMT. (CATI) **VOLUNTARY STATEMENT: READ to Respondent before the interview begins.**

Before I begin, I want you to know that this interview is completely voluntary and confidential. In addition, if we come to any question which you don't want to answer, just let me know and we will go on to the next question. The answers that you give will be kept confidential as described in the Information Sheet.

- If resuming a suspended interview, RE-READ the voluntary statement and ENTER [1] to continue.
- ENTER [1] to continue

→ GO TO SECTION A

(WEB) This interview is completely voluntary and confidential. The information you provide online is secure. You are issued with a unique log-in for the survey. The information you give us is downloaded on to secure servers and fully protected and kept confidential.

This interview takes about [R=RP/SP: 50 / R=OFUM: 70] minutes to complete and you will receive [PAYMENTLOAD] once you complete it.

Your responses are extremely important. We rely on you to read each question and answer thoughtfully.

- I agree to read each question and think about my answer before giving it.

Next→ ASSIGN VOLSTMT=1;  
Commitment Stmt & Next→ ASSIGN  
VOLSTMT=2; THEN GO TO SECTION A

SecVolDone. Whether Volstmt completed.

SecVolMode. Whether Volstmt completed in WEB or CATI flag.

RecordIW. Whether interview recorded flag.

## Section A: Community Engagement and Technology Use TOC

SecA\_Start. Whether section started flag.

SecADone. After a mode switch, flags whether section completed.

SecALock. After a mode switch, flags whether section locked.

SecAMode. Whether interview completed in WEB or CATI flag.


### SECTION\_A

A1CKPT. CAI Checkpoint: Whether Respondent is PSID Respondent and Reference Person or Spouse/Partner

<input type="text" value="1. RP/SP and PSID R (PRELOAD.HWQW=1, 2, 3 and PRELOAD.RSTATUS=1)"/>	→ GO TO A2	<input type="text" value="5. All Others"/>
		↓

### Life Satisfaction

*PSID A3 modified*

A1. (CATI)  [Page 1](#)

We'd like to start by asking you about life in general. Please think about your life as a whole. How satisfied are you with it? Are you completely satisfied, very satisfied, somewhat satisfied, not very satisfied, or not at all satisfied?

(WEB) Please think about your life as a whole. How satisfied are you with it?

### Art, Music, Theater

A2. (CATI) I would like to ask you about things you like to do in your free time. In the last 12 months, have you participated in any organized activities related to art, music, or the theater?

- If R attended an activity but did not participate, ENTER [5]

(WEB) In the LAST 12 MONTHS, have you PARTICIPATED in any ORGANIZED activities related to art, music, or the theater?


*If you attended an activity but did not participate, please select "No".*

→ GO TO A5



A3. (CATI/WEB) What activities are those?



A4. (CATI)  Page 2

During the last 12 months, about how often did you participate in any organized activity related to art, music, or the theater?

Would you say less than once a month, at least once a month, once a week, several times a week, almost every day, or every day?

- If R attended an activity but did not participate, ENTER [1]

(WEB) During the last 12 months, about how often did you PARTICIPATE in any ORGANIZED activity related to art, music, or the theater?

If you attended an activity but did not participate, please select "Less than once a month".


1. Less than once a month	2. At least once a month	3. Once a week
4. Several times a week	5. Almost every day	6. Every day

Athletic or Sports Teams

A5. (CATI/WEB) Were you a member of any athletic or sports teams in the last 12 months?

1. Yes	5. No	→ GO TO A7
--------	-------	------------

↓

A6. (CATI)  Page 2

During the last 12 months, how often did you spend time on athletic or sports teams?

Would you say less than once a month, at least once a month, once a week, several times a week, almost every day, or every day while the program lasted?

(WEB) During the last 12 months, how often did you spend time on athletic or sports teams?

1. Less than once a month	2. At least once a month	3. Once a week
4. Several times a week	5. Almost every day	6. Every day

School Clubs, Student Gov't

A7. (CATI) In the last 12 months, were you involved with any high school clubs, college clubs, student government, or were you not in school?

1. Yes	5. No	6. Not in school in the last 12 months	DK/RF
--------	-------	----------------------------------------	-------

↓ A8


GO TO A9CKPT

(WEB) In the last 12 months, were you involved with any high school clubs, college clubs, student government, or were you not in school?

1. Yes	5. No	6. I have not attended school in the last 12 months	NA
--------	-------	-----------------------------------------------------	----

↓

GO TO A9CKPT

A8. (CATI)  Page 2

(During the last 12 months,) about how often were you involved (in high school or college clubs or student government)?

Would you say less than once a month, at least once a month, once a week, several times a week, almost every day, or every day?

(WEB) During the last 12 months, about how often were you involved in high school or college clubs or student government?

1. Less than once a month	2. At least once a month	3. Once a week
4. Several times a week	5. Almost every day	6. Every day

Political Involvement

A9CKPT. CAI Checkpoint: Whether Respondent Eligible to Vote in PYEAR Elections

1. 18+ by 2022 Election (Q2<11/08/2004)	5. All Others	→ GO TO A10
↓		

A9. (CATI/WEB) Did you vote in the national elections in November [PYEAR] that were held to elect U.S. Senators and members of the House of Representatives?

1. Yes	5. No
--------	-------

A10. (CATI/WEB) During the last 12 months, were you involved in any political groups, solidarity or ethnic-support groups, or social-action groups?

1. Yes	5. No	→ GO TO A13
--------	-------	-------------

↓

A11. (CATI/WEB) Which groups?

String 500
------------

A12. (CATI) [Page 2](#)

During the last 12 months, about how often were you involved in these groups (political, solidarity, ethnic-support, or social-action groups)?

(Would you say less than once a month, at least once a month, once a week, several times a week, almost every day, or every day?)

(WEB) During the last 12 months, about how often were you involved in these political, solidarity, ethnic-support, or social-action groups?

1. Less than once a month	2. At least once a month	3. Once a week
4. Several times a week	5. Almost every day	6. Every day

Volunteering, Community Service


A13. (CATI) (During the last 12 months,) did you do any unpaid volunteer or community service work?  
(WEB) During the last 12 months, did you do any unpaid volunteer or community service work?

1. Yes	5. No	→ GO TO A16A
--------	-------	--------------

↓

A14 RULE. Mode of Interview

CATI (CASEMODE=IWER)	WEB (CASEMODE=SELF)	→ GO TO A14_W
↓		

A14. (CATI)  Page 3

Which types of organizations have you been involved with (in your volunteer or community service work in the last 12 months)?


- ENTER all that apply
- PROBE: Anything else?

1. Organizations that help children and youth
2. Organizations that help senior citizens
3. Religious groups, including your place of worship
4. Environmental, recycling, or conservation groups
5. Organizations that help families in need of basic necessities
6. Hospitals and other organizations that promote health, care for the sick, or fight specific diseases
7. Organizations to bring about social change
9. Organizations that help animals, animal shelters, or animal rescues
97. Other-specify (A14SPEC. What other type of organization is that? (String 500))

GO TO A15

A14\_W. (WEB) Which types of organizations have you been involved with in your volunteer or community service work in the last 12 months?

A14_W1.	Organizations that help children and youth	1. Yes	5. No
A14_W2.	Organizations that help senior citizens	1. Yes	5. No
A14_W3.	Your place of worship	1. Yes	5. No
A14_W4.	Environmental, recycling, or conservation groups	1. Yes	5. No
A14_W5.	Organizations that help people in need of basic necessities	1. Yes	5. No
A14_W6.	Organizations that help people in poor health	1. Yes	5. No
A14_W7.	Organizations to bring about social change	1. Yes	5. No
A14_W9.	Organizations that help animals, animal shelters, or animal rescues	1. Yes	5. No
A14_W97.	Other type of organization– Please specify: (A14_WSPEC (String 500))	1. Yes	5. No

A15. (CATI)  Page 4

(During the last 12 months,) about how often did you participate (in volunteer or community service work)?

(Would you say less than once a month, at least once a month, once a week, several times a week, almost every day, or every day?)

(WEB) During the last 12 months, about how often did you participate in volunteer or community service work?

1. Less than once a month	2. At least once a month	3. Once a week
4. Several times a week	5. Almost every day	6. Every day

TV, Newspaper, Magazine, Other Reading

A16A, A16B, A16C

(CATI) A16A. [Page 5](#)

During the last 12 months, about how often did you watch news on TV or the internet, or read a newspaper or news magazine?

Would you say every day, a few times a week, once a week, less than once a week, or never?

A16B. [Page 5](#)

(During the last 12 months, about how often did you...)

Do other reading for pleasure?

(Would you say every day, a few times a week, once a week, less than once a week, or never?)

A16C. [Page 5](#)

(During the last 12 months, about how often did you...)

Watch shows on TV or the internet, other than the news?

(Would you say every day, a few times a week, once a week, less than once a week, or never?)

(WEB) During the last 12 months, about how often did you do any of the following?

A16A. Watch news on TV or the internet, or read a newspaper or news magazine

Every day	A few times a week	Once a week	Less than once a week	Never
<input type="text" value="1"/>	<input type="text" value="2"/>	<input type="text" value="3"/>	<input type="text" value="4"/>	<input type="text" value="5"/>

A16B. Do other reading for pleasure

<input type="text" value="1"/>	<input type="text" value="2"/>	<input type="text" value="3"/>	<input type="text" value="4"/>	<input type="text" value="5"/>
--------------------------------	--------------------------------	--------------------------------	--------------------------------	--------------------------------

A16C. Watch shows on TV or the internet, other than the news

<input type="text" value="1"/>	<input type="text" value="2"/>	<input type="text" value="3"/>	<input type="text" value="4"/>	<input type="text" value="5"/>
--------------------------------	--------------------------------	--------------------------------	--------------------------------	--------------------------------

Electronic Devices Owned*PSID A57J, modified*

A17. (CATI/WEB) Do you have a cell phone?

→ GO TO A20

↓

Electronic Device Use*PSID A57E, modified*

A18. (CATI) Is that a smartphone like an iPhone or an Android?

(WEB) Is that a smartphone like an iPhone or an Android?

A20. (CATI) Do you have a tablet computer (like an Apple iPad, Amazon Fire, or Samsung Galaxy Tab)?

(WEB) Do you have a tablet computer like an Apple iPad, Amazon Fire, or Samsung Galaxy Tab?

A19. (CATI/WEB) Do you have a desktop or laptop computer at home?

The Technology Use Scale ([SCALE: TECHNOLOGY USE](#))

A23A, A23B, A23C, A23D, A23E

A23A is a component of the [Technology Use Scale](#)  
(CATI) A23A. [Page 5](#)

In the past 30 days, how often have you used a computer or other electronic device (such as a tablet, smartphone or gaming console) to play games?

Would you say every day, a few times a week, once a week, less than once a week or never?

- |              |                       |                |                          |          |
|--------------|-----------------------|----------------|--------------------------|----------|
| 1. Every day | 2. A few times a week | 3. Once a week | 4. Less than once a week | 5. Never |
|--------------|-----------------------|----------------|--------------------------|----------|

A23B is a component of the [Technology Use Scale](#)

A23B. [Page 5](#)

In the past 30 days how often have you...

Sent or received email?

(Would you say every day, a few times a week, once a week, less than once a week or never?)

- |              |                       |                |                          |          |
|--------------|-----------------------|----------------|--------------------------|----------|
| 1. Every day | 2. A few times a week | 3. Once a week | 4. Less than once a week | 5. Never |
|--------------|-----------------------|----------------|--------------------------|----------|

A23C is a component of the [Technology Use Scale](#)

A23C. [Page 5](#)

(In the past 30 days how often have you...)

Sent or received text messages?

(Would you say every day, a few times a week, once a week, less than once a week or never?)

- |              |                       |                |                          |          |
|--------------|-----------------------|----------------|--------------------------|----------|
| 1. Every day | 2. A few times a week | 3. Once a week | 4. Less than once a week | 5. Never |
|--------------|-----------------------|----------------|--------------------------|----------|

A23D is a component of the [Technology Use Scale](#)

A23D. [Page 5](#)

(In the past 30 days how often have you...)

Interacted with friends or family on a social media site (like YouTube, TikTok, Instagram, or Snapchat)?

(Would you say every day, a few times a week, once a week, less than once a week or never?)

- |              |                       |                |                          |          |
|--------------|-----------------------|----------------|--------------------------|----------|
| 1. Every day | 2. A few times a week | 3. Once a week | 4. Less than once a week | 5. Never |
|--------------|-----------------------|----------------|--------------------------|----------|

A23E is a component of the [Technology Use Scale](#)

A23E. [Page 5](#)

(In the past 30 days, how often have you...)

Followed topics or people, other than friends or family, on websites, blogs, or social media sites (like YouTube, TikTok, Instagram, or Snapchat)?


(Would you say every day, a few times a week, once a week, less than once a week or never?)

- |              |                       |                |                          |          |
|--------------|-----------------------|----------------|--------------------------|----------|
| 1. Every day | 2. A few times a week | 3. Once a week | 4. Less than once a week | 5. Never |
|--------------|-----------------------|----------------|--------------------------|----------|

A23A-A23E are components of the [Technology Use Scale](#)

(WEB) In the PAST 30 DAYS, how often have you done any of the following?	Every day	A few times a week	Once a week	Less than once a week	Never
A23A. Used a computer or other electronic device such as a tablet, smartphone or gaming console to play games	1	2	3	4	5
A23B. Sent or received email	1	2	3	4	5
A23C. Sent or received text messages	1	2	3	4	5
A23D. Interacted with friends or family on a social media site (like YouTube, TikTok, Instagram, or Snapchat)	1	2	3	4	5
A23E. Followed topics or people, other than friends or family, on websites, blogs, or social media sites	1	2	3	4	5

A23F is a component of the [Technology Use Scale](#)

A23F. (CATI)  Page 6

In the past 30 days, how often have you...

Used the internet for research for school work done at school or at home?


Would you say every day, a few times a week, once a week, less than once a week, never, or did you not attend school in the past 30 days?

1. Every day   2. A few times a week   3. Once a week   4. Less than once a week   5. Never  
6. Not in school in past 30 days

(WEB) In the past 30 days, how often have you used the internet for research for school work done at school or at home?

1. Every day   2. A few times a week   3. Once a week   4. Less than once a week   5. Never  
6. I did not attend school in the past 30 days

A23G is a component of the [Technology Use Scale](#)

A23G. (CATI)  Page 7

In the past 30 days, how often have you...

Used the internet for job-related activities and duties? Would you say every day, a few times a week, once a week, less than once a week, never, or did you not work in the past 30 days?

1. Every day   2. A few times a week   3. Once a week   4. Less than once a week   5. Never  
6. Not working in past 30 days

(WEB) In the past 30 days, how often have you used the internet for job-related activities and duties?

1. Every day   2. A few times a week   3. Once a week   4. Less than once a week   5. Never  
6. I did not work in the past 30 days

**END SECTION\_A**

**Section B: Family Relationships, Personality, and Mental Health**  
[TOC](#)

SecB\_Start. Whether section started flag.

1. Yes

SecBDone. After a mode switch, flags whether section completed.

1. Yes

SecBLock. After a mode switch, flags whether section locked.

1. Yes

SecBMode. Whether interview completed in WEB or CATI flag.

1. SELF/WEB 2. IWER/CATI

**SECTION\_B**

Living Situation

B15, B16

(CATI) B15.  [Page 8](#)

During September [PYEAR] through April [CYEAR], where did you live most of the time?

- Home includes house, condominium, apartment, mobile home, etc.
- Read list if needed or R is not using the Response booklet replacing “R” with “you”, pausing after each option to allow R to respond

- |                                                                        |
|------------------------------------------------------------------------|
| 1. Home owned by R and/or R’s spouse/partner                           |
| 2. Home or room rented by R and/or R’s spouse/partner                  |
| 10. Home or room owned or rented by some other relative or friend      |
| 3. With R’s parents in parents’ home                                   |
| 4. With R’s spouse/partner’s parents in parents’ home                  |
| 5. Home owned or rented by R’s parents or R’s spouse/partner’s parents |
| 6. College dorm or residence hall                                      |
| 8. College fraternity or sorority                                      |
| 9. Military base or other work related housing                         |
| 97. Other-specify (B15SPEC. Specify (String 500))                      |

(WEB) During September [PYEAR] through April [CYEAR], where did you live MOST of the time?

*“Home” includes house, condominium, apartment, mobile home, etc.*

- |                                                                               |
|-------------------------------------------------------------------------------|
| 1. In a home owned by you and/or your spouse/partner                          |
| 2. In a home or room rented by you and/or your spouse/partner                 |
| 10. In a home or room owned or rented by some other relative or friend        |
| 3. With your parents in their home                                            |
| 4. With your spouse/partner’s parents in their home                           |
| 5. In a home owned or rented by your parents or your spouse/partner’s parents |
| 6. In a college dorm or residence hall                                        |
| 8. In a college fraternity or sorority                                        |
| 9. At a military base or other work related housing                           |
| 97. Other - Please specify: (B15SPEC (String 500))                            |

B16.  Page 8

Sept [PYEAR] - April [CYEAR]: [B15]

During May through August [CYEAR], where did you live most of the time?

- Home includes house, condominium, apartment, mobile home, etc.
- Read list if needed or R is not using the Response booklet replacing “R” with “you”, pausing after each option to allow R to respond

1. Home owned by R and/or R’s spouse/partner
2. Home or room rented by R and/or R’s spouse/partner
10. Home or room owned or rented by some other relative or friend
3. With R’s parents in parents’ home
4. With R’s spouse/partner’s parents in parents’ home
5. Home owned or rented by R’s parents or R’s spouse/partner’s parents
6. College dorm or residence hall
8. College fraternity or sorority
9. Military base or other work related housing
97. Other-specify (B16SPEC. Specify (String 500))

(WEB) During May through August [CYEAR], where did you live MOST of the time?

*“Home” includes house, condominium, apartment, mobile home, etc.*

1. In a home owned by you and/or your spouse/partner
2. In a home or room rented by you and/or your spouse/partner
10. Home or room owned or rented by some other relative or friend
3. With your parents in their home
4. With your spouse/partner’s parents in their home
5. In a home owned or rented by your parents or your spouse/partner’s parents
6. In a college dorm or residence hall
8. In a college fraternity or sorority
9. At a military base or other work related housing
97. Other - Please specify: (B16SPEC (String 500))

Responsibility

B17ACKPT. CAI Checkpoint: Respondent Age

1. 18-24 Years Old (RAGE (Q2) =18-24)	5. All Others	→ GO TO B18A
↓		



The Financial Responsibilities Scale ([SCALE: FINANCIAL RESPONS \(FINRESP\)](#))

B17A, B17B, B17C, B17D

B17A is a component of the [Financial Responsibilities Scale](#)

(CATI) B17A. [Page 9](#)

How much responsibility do you currently take for earning your own living?

Would you say someone else is completely responsible for this, responsibility is shared between you and someone else, or you are completely responsible for this?

- [Whatever it means to you IS allowed](#)

1. Someone else is completely responsible for this
2. Responsibility is shared between me and someone else
3. I am completely responsible for this

B17B is a component of the [Financial Responsibilities Scale](#)

B17B. [Page 9](#)

(How much responsibility do you currently take for...)

Paying your (share of the) rent or mortgage?

(Would you say someone else is completely responsible for this, responsibility is shared between you and someone else, or you are completely responsible for this?)

- [Whatever it means to you IS allowed](#)

1. Someone else is completely responsible for this
2. Responsibility is shared between me and someone else
3. I am completely responsible for this

B17C is a component of the [Financial Responsibilities Scale](#)

B17C. [Page 9](#)

(How much responsibility do you currently take for...)

Paying your (share of the) bills?

(Would you say someone else is completely responsible for this, responsibility is shared between you and someone else, or you are completely responsible for this?)

- [Whatever it means to you IS allowed](#)

1. Someone else is completely responsible for this
2. Responsibility is shared between me and someone else
3. I am completely responsible for this

B17D is a component of the [Financial Responsibilities Scale](#)

B17D. [Page 9](#)

(How much responsibility do you currently take for...)

Managing your money?

(Would you say someone else is completely responsible for this, responsibility is shared between you and someone else, or you are completely responsible for this?)

- [Whatever it means to you IS allowed](#)

1. Someone else is completely responsible for this
2. Responsibility is shared between me and someone else
3. I am completely responsible for this

B17A-B17D are components of the [Financial Responsibilities Scale](#)

(WEB) How much responsibility do you currently take for the following?	Someone else is completely responsible for this	Responsibility is shared between me and someone else	I am completely responsible for this
B17A. Earning your own living	1	2	3
B17B. Paying your (share of the) rent or mortgage	1	2	3
B17C. Paying your (share of the) bills	1	2	3
B17D. Managing your money	1	2	3

### MIDUS Languishing and Flourishing

The Languishing and Flourishing Scale ([SCALE: LANGUISHING/FLOURISHING \(CONTFL\)](#), [SCALE SCORE: LANGUISHING/FLOURISHING](#))

B18A, B18B, B18C, B18D, B18E, B18F, B18G

B18A-B18C: The Emotional Well-Being Subscale ([SUBSCALE: LANG/FLOUR EMOTION WELLBEING \(EWB\)](#))

B18A is a component of the [Languishing and Flourishing Scale](#) and the [Emotional Well-Being Subscale \(CATI\)](#) B18A. [Page 10](#)

These next questions are about how you have been feeling in the last month. In the last month, how often did you feel happy?

Would you say never, once or twice, about once a week, 2 or 3 times a week, almost every day, or every day?

- **Whatever it means to you IS allowed**

1. Never	2. Once or twice	3. About once a week
4. 2 or 3 times a week	5. Almost every day	6. Every day

B18B is a component of the [Languishing and Flourishing Scale](#) and the [Emotional Well-Being Subscale](#)

B18B. [Page 10](#)

(In the last month, how often did you feel...)

Interested in life?

(Would you say never, once or twice, about once a week, 2 or 3 times a week, almost every day, or every day?)

- **Whatever it means to you IS allowed**

1. Never	2. Once or twice	3. About once a week
4. 2 or 3 times a week	5. Almost every day	6. Every day

B18C is a component of the [Languishing and Flourishing Scale](#) and the [Emotional Well-Being Subscale](#)

B18C. [Page 10](#)

(In the last month, how often did you feel...)

Satisfied?

(Would you say never, once or twice, about once a week, 2 or 3 times a week, almost every day, or every day?)

- **Whatever it means to you IS allowed**

1. Never	2. Once or twice	3. About once a week
4. 2 or 3 times a week	5. Almost every day	6. Every day

B18D-B18H: The Social Well-Being Subscale ([SUBSCALE: LANG/FLOUR SOCIAL WELLBEING \(SWB\)](#))

B18D is a component of the [Languishing and Flourishing Scale](#) and the [Social Well-Being Subscale](#)

B18D. [Page 10](#)

(In the last month, how often did you feel...)

That you had something important to contribute to society?

(Would you say never, once or twice, about once a week, 2 or 3 times a week, almost every day, or every day?)

- **Whatever it means to you IS allowed**

1. Never	2. Once or twice	3. About once a week
4. 2 or 3 times a week	5. Almost every day	6. Every day

B18E is a component of the [Languishing and Flourishing Scale](#) and the [Social Well-Being Subscale](#)

B18E. [Page 10](#)

(In the last month, how often did you feel...)

That you belonged to a community like a social group, your school, or your neighborhood?

(Would you say never, once or twice, about once a week, 2 or 3 times a week, almost every day, or every day?)

- **Whatever it means to you IS allowed**

1. Never	2. Once or twice	3. About once a week
4. 2 or 3 times a week	5. Almost every day	6. Every day

B18F is a component of the [Languishing and Flourishing Scale](#) and the [Social Well-Being Subscale](#)

B18F. [Page 10](#)

(In the last month, how often did you feel...)

That our society is becoming a better place?

(Would you say never, once or twice, about once a week, 2 or 3 times a week, almost every day, or every day?)

- **Whatever it means to you IS allowed**

1. Never	2. Once or twice	3. About once a week
4. 2 or 3 times a week	5. Almost every day	6. Every day

B18G is a component of the [Languishing and Flourishing Scale](#) and the [Social Well-Being Subscale](#)

B18G. [Page 10](#)

(In the last month, how often did you feel...)

That people are basically good?

(Would you say never, once or twice, about once a week, 2 or 3 times a week, almost every day, or every day?)

- **Whatever it means to you IS allowed**

1. Never	2. Once or twice	3. About once a week
4. 2 or 3 times a week	5. Almost every day	6. Every day

B18A-B18G are components of [The Languishing and Flourishing Scale](#)  
 B18A-B18C are components of [The Emotional Well-Being Subscale](#)  
 B18D-B18G are components of [The Social Well-Being Subscale](#)

(WEB) In the LAST MONTH how often did you feel each of the following?	Never	Once or twice	About once a week	2 or 3 times a week	Almost every day	Every day
B18A. Happy	1	2	3	4	5	6
B18B. Interested in life	1	2	3	4	5	6
B18C. Satisfied	1	2	3	4	5	6
B18D. You had something important to contribute to society	1	2	3	4	5	6
B18E. You belonged to a community like a social group, your school, or your neighborhood	1	2	3	4	5	6
B18F. Our society is becoming a better place	1	2	3	4	5	6
B18G. People are basically good	1	2	3	4	5	6

B18H, B18J, B18K, B18L, B18M, B18N, B18O  
 B18H is a component of the [Languishing and Flourishing Scale](#) and the [Social Well-Being Subscale](#)

(CATI) B18H. [Page 10](#)

(In the last month, how often did you feel...)

That the way our society works made sense?

(Would you say never, once or twice, about once a week, 2 or 3 times a week, almost every day, or every day?)

- [Whatever it means to you IS allowed](#)

1. Never	2. Once or twice	3. About once a week
4. 2 or 3 times a week	5. Almost every day	6. Every day

B18J-B18O: The Psychological Well-Being Subscale ([SUBSCALE: LANG/FLOUR PSYCH WELLBEING \(PWB\)](#))

B18J is a component of the [Languishing and Flourishing Scale](#) and the [Psychological Well-Being Subscale](#)

B18J. [Page 10](#)

(In the last month, how often did you feel...)

Good at managing the responsibilities of your daily life?

(Would you say never, once or twice, about once a week, 2 or 3 times a week, almost every day, or every day?)

- [Whatever it means to you IS allowed](#)

1. Never	2. Once or twice	3. About once a week
4. 2 or 3 times a week	5. Almost every day	6. Every day

B18K is a component of the [Languishing and Flourishing Scale](#) and the [Psychological Well-Being Subscale](#)

B18K. [Page 10](#)

(In the last month, how often did you feel...)

That you have warm and trusting relationships with other people?

(Would you say never, once or twice, about once a week, 2 or 3 times a week, almost every day, or every day?)

- [Whatever it means to you IS allowed](#)

1. Never	2. Once or twice	3. About once a week
4. 2 or 3 times a week	5. Almost every day	6. Every day

B18L is a component of the [Languishing and Flourishing Scale](#) and the [Psychological Well-Being Subscale](#)

B18L. [Page 10](#)

(In the last month, how often did you feel...)

That you have experiences that challenged you to grow or become a better person?

(Would you say never, once or twice, about once a week, 2 or 3 times a week, almost every day, or every day?)

- **Whatever it means to you IS allowed**

1. Never	2. Once or twice	3. About once a week
4. 2 or 3 times a week	5. Almost every day	6. Every day

B18M is a component of the [Languishing and Flourishing Scale](#) and the [Psychological Well-Being Subscale](#)

B18M. [Page 10](#)

(In the last month, how often did you feel...)

Confident to think or express your own ideas and opinions?

(Would you say never, once or twice, about once a week, 2 or 3 times a week, almost every day, or every day?)

- **Whatever it means to you IS allowed**

1. Never	2. Once or twice	3. About once a week
4. 2 or 3 times a week	5. Almost every day	6. Every day

B18N is a component of the [Languishing and Flourishing Scale](#) and the [Psychological Well-Being Subscale](#)

B18N. [Page 10](#)

(In the last month, how often did you feel...)

That you liked your personality?

(Would you say never, once or twice, about once a week, 2 or 3 times a week, almost every day, or every day?)

- **Whatever it means to you IS allowed**

1. Never	2. Once or twice	3. About once a week
4. 2 or 3 times a week	5. Almost every day	6. Every day

B18O is a component of the [Languishing and Flourishing Scale](#) and the [Psychological Well-Being Subscale](#)

B18O. [Page 10](#)

(In the last month, how often did you feel...)

That your life had a direction or purpose?

(Would you say never, once or twice, about once a week, 2 or 3 times a week, almost every day, or every day?)

- **Whatever it means to you IS allowed**

1. Never	2. Once or twice	3. About once a week
4. 2 or 3 times a week	5. Almost every day	6. Every day

B18H-B18O are components of [The Languishing and Flourishing Scale](#)

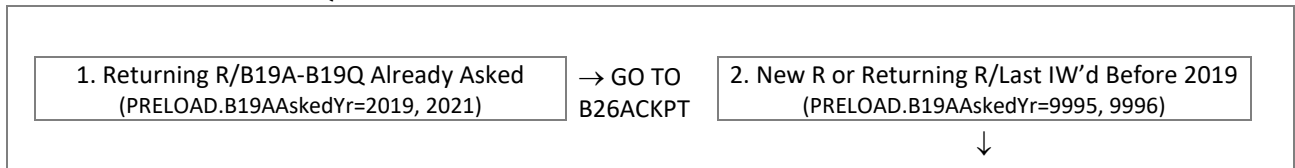
B18H is a component of [The Social Well-Being Subscale](#)

B18J-B18O are components of [The Psychological Well-Being Subscale](#)

(WEB) In the LAST MONTH how often did you feel each of the following?

	Never	Once or twice	About once a week	2 or 3 times a week	Almost every day	Every day
B18H. The way our society works made sense	1	2	3	4	5	6
B18J. Good at managing the responsibilities of your daily life	1	2	3	4	5	6
B18K. You have warm and trusting relationships with other people	1	2	3	4	5	6
B18L. You have experiences that challenged you to grow or become a better person	1	2	3	4	5	6
B18M. Confident to think or express your own ideas and opinions	1	2	3	4	5	6
B18N. You liked your personality	1	2	3	4	5	6
B18O. Your life had a direction or purpose	1	2	3	4	5	6

B19CKPT2. Whether B19A-B19Q Asked in Previous Wave



**Big 5 Personality GSOEP**

INTRO\_B19. Next I'm going to read different qualities that a person can have.

On a scale from 1 to 7, where 1 means "does not describe me at all", and 7 means "describes me perfectly", please tell me how much each of the following statements describes you.

- ENTER [1] to continue

1. Continue

B19A, B19B, B19C, B19D, B19E, B19F, B19G

The Personality Big 5 Conscientiousness Scale (SCALE: BIG 5-CONSCIENTIOUSNESS)

The Personality Big 5 Agreeableness Scale (SCALE: BIG 5-AGREEABLENESS)

The Personality Big 5 Neuroticism Scale (SCALE: BIG 5-NEUROTICISM)

The Personality Big 5 Extraversion Scale (SCALE: BIG 5-EXTRAVERSION)

The Personality Big 5 Openness Scale (SCALE: BIG 5-OPENNESS)

B19A is a component of the [Personality Big 5 Conscientiousness Scale](#)

(CATI) B19A. [Page 11](#)

First, "I am a thorough worker"

On a scale from 1 to 7, where 1 means "does not describe me at all", and 7 means "describes me perfectly" how much does this describe you?

- [Whatever it means to you IS allowed](#)

1. Does not describe me at all  2  3  4  5  6  7. Describes me perfectly

B19B is a component of the [Personality Big 5 Extraversion Scale](#)

B19B. [Page 11](#)

(Next,) "I am communicative, talkative"

(On a scale from 1 to 7, where 1 means "does not describe me at all", and 7 means "describes me perfectly".)

- [Whatever it means to you IS allowed](#)

1. Does not describe me at all  2  3  4  5  6  7. Describes me perfectly

B19C is a component of the [Personality Big 5 Agreeableness Scale](#)

B19C. [Page 11](#)

(Next,) "I am sometimes a bit rude to others"

(On a scale from 1 to 7, where 1 means "does not describe me at all", and 7 means "describes me perfectly".)

- [Whatever it means to you IS allowed](#)

1. Does not describe me at all  2  3  4  5  6  7. Describes me perfectly

B19D is a component of the [Personality Big 5 Openness Scale](#)

B19D. [Page 11](#)

(Next,) "I am original, someone who comes up with new ideas"

(On a scale from 1 to 7, where 1 means "does not describe me at all", and 7 means "describes me perfectly".)

- [Whatever it means to you IS allowed](#)

1. Does not describe me at all  2  3  4  5  6  7. Describes me perfectly

B19E is a component of the [Personality Big 5 Neuroticism Scale](#)

B19E. [Page 11](#)

(Next,) "I am a worrier"

(On a scale from 1 to 7, where 1 means "does not describe me at all", and 7 means "describes me perfectly".)

- [Whatever it means to you IS allowed](#)

1. Does not describe me at all  2  3  4  5  6  7. Describes me perfectly

B19F is a component of the [Personality Big 5 Agreeableness Scale](#)

B19F. [Page 11](#)

(Next,) "I am forgiving"

(On a scale from 1 to 7, where 1 means "does not describe me at all", and 7 means "describes me perfectly".)

- [Whatever it means to you IS allowed](#)

1. Does not describe me at all  2  3  4  5  6  7. Describes me perfectly

B19G is a component of the [Personality Big 5 Conscientiousness Scale](#)

B19G. [Page 11](#)

(Next,) "I am somewhat lazy"

(On a scale from 1 to 7, where 1 means "does not describe me at all", and 7 means "describes me perfectly".)

- [Whatever it means to you IS allowed](#)

1. Does not describe me at all  2  3  4  5  6  7. Describes me perfectly

B19A and B19G are components of the [Personality Big 5 Conscientiousness Scale](#)

B19B is a component of the [Personality Big 5 Extraversion Scale](#)

B19C and B19F are components of the [Personality Big 5 Agreeableness Scale](#)

B19D is a component of the [Personality Big 5 Openness Scale](#)

B19E is a component of the [Personality Big 5 Neuroticism Scale](#)

(WEB) Next, we'll present qualities a person can have. Overall, how much does each of the following statements describe you?

	1	2	3	4	5	6	7
	Does not describe me at all						Describes me perfectly
B19A. I am a thorough worker	1	2	3	4	5	6	7
B19B. I am communicative, talkative	1	2	3	4	5	6	7
B19C. I am sometimes a bit rude to others	1	2	3	4	5	6	7
B19D. I am original, someone who comes up with new ideas	1	2	3	4	5	6	7
B19E. I am a worrier	1	2	3	4	5	6	7
B19F. I am forgiving	1	2	3	4	5	6	7
B19G. I am somewhat lazy	1	2	3	4	5	6	7

B19H, B19J, B19K, B19L, B19M, B19N, B19O, B19P, B19Q

B19H is a component of the [Personality Big 5 Extraversion Scale](#)

(CATI) B19H. [Page 11](#)

(Next,) "I am outgoing, sociable"

(On a scale from 1 to 7, where 1 means "does not describe me at all", and 7 means "describes me perfectly".)

- [Whatever it means to you IS allowed](#)

1. Does not describe me at all      7. Describes me perfectly

B19J is a component of the [Personality Big 5 Openness Scale](#)

B19J. [Page 11](#)

(Next,) "I am someone who values artistic, aesthetic experiences"

(On a scale from 1 to 7, where 1 means "does not describe me at all", and 7 means "describes me perfectly".)

- [Whatever it means to you IS allowed](#)

1. Does not describe me at all      7. Describes me perfectly

B19K is a component of the [Personality Big 5 Neuroticism Scale](#)

B19K. [Page 11](#)

(Next,) "I am nervous"

(On a scale from 1 to 7, where 1 means "does not describe me at all", and 7 means "describes me perfectly".)

- [Whatever it means to you IS allowed](#)

1. Does not describe me at all      7. Describes me perfectly

B19L is a component of the [Personality Big 5 Conscientiousness Scale](#)

B19L. [Page 11](#)

(Next,) "I am effective and efficient in completing tasks"

(On a scale from 1 to 7, where 1 means "does not describe me at all", and 7 means "describes me perfectly".)

- [Whatever it means to you IS allowed](#)

1. Does not describe me at all      7. Describes me perfectly



B19M is a component of the [Personality Big 5 Extraversion Scale](#)

B19M. [Page 11](#)

(Next,) "I am reserved"

(On a scale from 1 to 7, where 1 means "does not describe me at all", and 7 means "describes me perfectly".)

- [Whatever it means to you IS allowed](#)

1. Does not describe me at all  2  3  4  5  6  7. Describes me perfectly

B19N is a component of the [Personality Big 5 Agreeableness Scale](#)

B19N. [Page 11](#)

(Next,) "I am considerate and kind to others"

(On a scale from 1 to 7, where 1 means "does not describe me at all", and 7 means "describes me perfectly".)

- [Whatever it means to you IS allowed](#)

1. Does not describe me at all  2  3  4  5  6  7. Describes me perfectly

B19O is a component of the [Personality Big 5 Openness Scale](#)

B19O. [Page 11](#)

(Next,) "I am imaginative"

(On a scale from 1 to 7, where 1 means "does not describe me at all", and 7 means "describes me perfectly".)

- [Whatever it means to you IS allowed](#)

1. Does not describe me at all  2  3  4  5  6  7. Describes me perfectly

B19P is a component of the [Personality Big 5 Neuroticism Scale](#)

B19P. [Page 11](#)

(Next,) "I am relaxed, able to deal with stress"

(On a scale from 1 to 7, where 1 means "does not describe me at all", and 7 means "describes me perfectly".)

- [Whatever it means to you IS allowed](#)

1. Does not describe me at all  2  3  4  5  6  7. Describes me perfectly

B19Q is a component of the [Personality Big 5 Openness Scale](#)

B19Q. [Page 11](#)

(Finally,) "I am eager for knowledge"

(On a scale from 1 to 7, where 1 means "does not describe me at all", and 7 means "describes me perfectly".)

- [Whatever it means to you IS allowed](#)

1. Does not describe me at all  2  3  4  5  6  7. Describes me perfectly

B19H and B19M are components of the [Personality Big 5 Extraversion Scale](#)

B19J, B19O and B19Q are components of the [Personality Big 5 Openness Scale](#)

B19K and B19P are components of the [Personality Big 5 Neuroticism Scale](#)

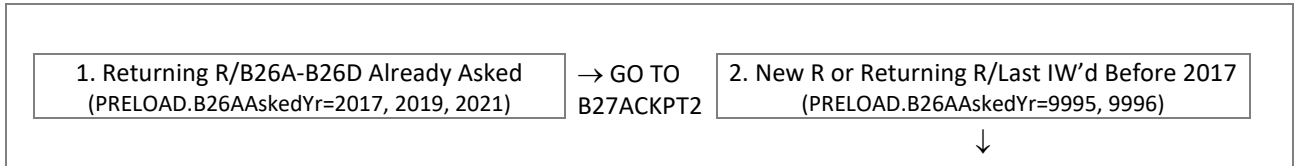
B19L is a component of the [Personality Big 5 Conscientiousness Scale](#)

B19N is a component of the [Personality Big 5 Agreeableness Scale](#)

(WEB) Next, we'll present qualities a person can have. Overall, how much does each of the following statements describe you?

	1	2	3	4	5	6	7
	Does not describe me at all						Describes me perfectly
B19H. I am outgoing, sociable	1	2	3	4	5	6	7
B19J. I am someone who values artistic, aesthetic experiences	1	2	3	4	5	6	7
B19K. I am nervous	1	2	3	4	5	6	7
B19L. I am effective and efficient in completing tasks	1	2	3	4	5	6	7
B19M. I am reserved	1	2	3	4	5	6	7
B19N. I am considerate and kind to others	1	2	3	4	5	6	7
B19O. I am imaginative	1	2	3	4	5	6	7
B19P. I am relaxed, able to deal with stress	1	2	3	4	5	6	7
B19Q. I am eager for knowledge	1	2	3	4	5	6	7

B26ACKPT. Whether B26A-B26D Asked in Previous Wave



Public Skills

The Social Anxiety Scale (SCALE: SOCIAL ANXIETY (SOCANX))

B26A, B26B, B26C, B26D

B26A is a component of the [Social Anxiety Scale](#)

(CATI) B26A. [Page 12](#)

These next questions are about how you have been feeling. How often do you feel nervous when meeting new people?

Would you say never, rarely, sometimes, often, almost always or always?

- [Whatever it means to you IS allowed](#)

1. Never	2. Rarely	3. Sometimes	4. Often	5. Almost always or always
----------	-----------	--------------	----------	----------------------------

B26B is a component of the [Social Anxiety Scale](#)

B26B. [Page 12](#)

(How often do you...)

Feel shy?

(Would you say never, rarely, sometimes, often, almost always or always?)

- [Whatever it means to you IS allowed](#)

1. Never	2. Rarely	3. Sometimes	4. Often	5. Almost always or always
----------	-----------	--------------	----------	----------------------------

B26C is a component of the [Social Anxiety Scale](#)

B26C. [Page 12](#)

(How often do you...)

Feel self-conscious when you're around people?

(Would you say never, rarely, sometimes, often, almost always or always?)

- [Whatever it means to you IS allowed](#)

1. Never	2. Rarely	3. Sometimes	4. Often	5. Almost always or always
----------	-----------	--------------	----------	----------------------------

B26D is a component of the [Social Anxiety Scale](#)

B26D. [Page 12](#)

(How often do you...)

Feel nervous about performing in front of others or making a presentation?

(Would you say never, rarely, sometimes, often, almost always or always?)

- [Whatever it means to you IS allowed](#)

1. Never	2. Rarely	3. Sometimes	4. Often	5. Almost always or always
----------	-----------	--------------	----------	----------------------------

B26A-B26D are components of the [Social Anxiety Scale](#)

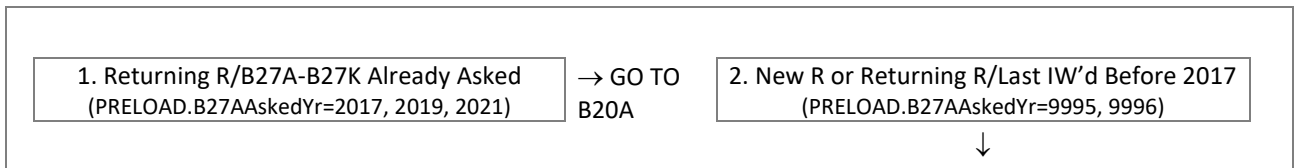
(WEB) How often do you feel each of the following?

	Never	Rarely	Sometimes	Often	Almost always or always
B26A. Nervous when meeting new people	1	2	3	4	5
B26B. Shy	1	2	3	4	5
B26C. Self-conscious when you're around people	1	2	3	4	5
B26D. Nervous about performing in front of others or making a presentation	1	2	3	4	5

Rosenberg Self-Esteem Scale

The Rosenberg Self-Esteem Scale ([SCALE: ROSENBERG SELF-ESTEEM \(ROSENB\)](#), [SCALE SCORE: ROSENBERG SELF-ESTEEM](#))

B27ACKPT2. Whether B27A-B27K Asked in Previous Wave



B27A, B27B, B27C, B27D, B27E

B27A is a component of the [Rosenberg Self-Esteem Scale](#)

(CATI) B27A. [Page 13](#)

Next, please tell me your level of agreement with each of the following statements.

I feel that I'm a person of worth, at least on an equal basis with others.

Would you say you strongly disagree, disagree, agree, or strongly agree?

- [Whatever it means to you IS allowed](#)

1. Strongly disagree	2. Disagree	3. Agree	4. Strongly agree
----------------------	-------------	----------	-------------------

B27B is a component of the [Rosenberg Self-Esteem Scale](#)

B27B. [Page 13](#)

(Please tell me your level of agreement with each of the following statements.)

I feel that I have a number of good qualities.

(Would you say you strongly disagree, disagree, agree, or strongly agree?)

- **Whatever it means to you IS allowed**

1. Strongly disagree	2. Disagree	3. Agree	4. Strongly agree
----------------------	-------------	----------	-------------------

B27C is a component of the [Rosenberg Self-Esteem Scale](#)

B27C. [Page 13](#)

(Please tell me your level of agreement with each of the following statements.)

All in all, I am inclined to feel that I am a failure.

(Would you say you strongly disagree, disagree, agree, or strongly agree?)

- **Whatever it means to you IS allowed**

1. Strongly disagree	2. Disagree	3. Agree	4. Strongly agree
----------------------	-------------	----------	-------------------

B27D is a component of the [Rosenberg Self-Esteem Scale](#)

B27D. [Page 13](#)

(Please tell me your level of agreement with each of the following statements.)

I am able to do things as well as most other people.

(Would you say you strongly disagree, disagree, agree, or strongly agree?)

- **Whatever it means to you IS allowed**

1. Strongly disagree	2. Disagree	3. Agree	4. Strongly agree
----------------------	-------------	----------	-------------------

B27E is a component of the [Rosenberg Self-Esteem Scale](#)

B27E. [Page 13](#)

(Please tell me your level of agreement with each of the following statements.)

I feel I do not have much to be proud of.

(Would you say you strongly disagree, disagree, agree, or strongly agree?)

- **Whatever it means to you IS allowed**

1. Strongly disagree	2. Disagree	3. Agree	4. Strongly agree
----------------------	-------------	----------	-------------------

B27A-B27E are components of the [Rosenberg Self-Esteem Scale](#)

(WEB) Please select your level of agreement with each of the following statements.

B27A. I feel that I'm a person of worth, at least on an equal basis with others

B27B. I feel that I have a number of good qualities

B27C. All in all, I am inclined to feel that I am a failure

B27D. I am able to do things as well as most other people

B27E. I feel I do not have much to be proud of

Strongly disagree	Disagree	Agree	Strongly agree
1	2	3	4
1	2	3	4
1	2	3	4
1	2	3	4
1	2	3	4

B27F, B27G, B27H, B27J, B27K

B27F is a component of the [Rosenberg Self-Esteem Scale](#)

(CATI) B27F [Page 13](#)

(Please tell me your level of agreement with each of the following statements.)

I take a positive attitude toward myself.

(Would you say you strongly disagree, disagree, agree, or strongly agree?)

- **Whatever it means to you IS allowed**

1. Strongly disagree	2. Disagree	3. Agree	4. Strongly agree
----------------------	-------------	----------	-------------------

B27G is a component of the [Rosenberg Self-Esteem Scale](#)

B27G. [Page 13](#)

(Please tell me your level of agreement with each of the following statements.)

On the whole, I am satisfied with myself.

(Would you say you strongly disagree, disagree, agree, or strongly agree?)

- [Whatever it means to you IS allowed](#)

1. Strongly disagree	2. Disagree	3. Agree	4. Strongly agree
----------------------	-------------	----------	-------------------

B27H is a component of the [Rosenberg Self-Esteem Scale](#)

B27H. [Page 13](#)

(Please tell me your level of agreement with each of the following statements.)

I wish I could have more respect for myself.

(Would you say you strongly disagree, disagree, agree, or strongly agree?)

- [Whatever it means to you IS allowed](#)

1. Strongly disagree	2. Disagree	3. Agree	4. Strongly agree
----------------------	-------------	----------	-------------------

B27J is a component of the [Rosenberg Self-Esteem Scale](#)

B27J. [Page 13](#)

(Please tell me your level of agreement with each of the following statements.)

I certainly feel useless at times.

(Would you say you strongly disagree, disagree, agree, or strongly agree?)

- [Whatever it means to you IS allowed](#)

1. Strongly disagree	2. Disagree	3. Agree	4. Strongly agree
----------------------	-------------	----------	-------------------

B27K is a component of the [Rosenberg Self-Esteem Scale](#)

B27K. [Page 13](#)

(Please tell me your level of agreement with each of the following statements.)

At times I think I am no good at all.

(Would you say you strongly disagree, disagree, agree, or strongly agree?)

- [Whatever it means to you IS allowed](#)

1. Strongly disagree	2. Disagree	3. Agree	4. Strongly agree
----------------------	-------------	----------	-------------------

B27F-B27K are components of the [Rosenberg Self-Esteem Scale](#)

(WEB) Please select your level of agreement with each of the following statements.

B27F. I take a positive attitude toward myself

B27G. On the whole, I am satisfied with myself

B27H. I wish I could have more respect for myself

B27J. I certainly feel useless at times

B27K. At times I think I am no good at all

Strongly disagree	Disagree	Agree	Strongly agree
1	2	3	4
1	2	3	4
1	2	3	4
1	2	3	4
1	2	3	4

PHQ-9 Depression Screener

The PHQ-9 Depression Screener Scale ([SCALE: PHQ-9 DEPRESS SCREEN, SCALE SCORE: PHQ-9 DEPRESS SCREEN](#))

B20A, B20B, B20C, B20D, B20E

B20A is a component of the [PHQ-9 Depression Screener Scale](#)

(CATI) B20A. [Page 14](#)

The next questions are about ways you may have been feeling or may have behaved. Over the last two weeks, how often have you been bothered by each of the following problems?

Little interest or pleasure in doing things?

Would you say not at all, several days, more than half the days, or nearly every day?

- [Whatever it means to you IS allowed](#)

1. Not at all   2. Several days   3. More than half the days   4. Nearly every day

B20B is a component of the [PHQ-9 Depression Screener Scale](#)

B20B. [Page 14](#)

Over the last two weeks, how often have you been bothered by...

Feeling down, depressed, or hopeless?

(Would you say not at all, several days, more than half the days, or nearly every day?)

- [Whatever it means to you IS allowed](#)

1. Not at all   2. Several days   3. More than half the days   4. Nearly every day

B20C is a component of the [PHQ-9 Depression Screener Scale](#)

B20C. [Page Page 14](#)

(Over the last two weeks, how often have you been bothered by...)

Trouble falling or staying asleep, or sleeping too much?

(Would you say not at all, several days, more than half the days, or nearly every day?)

- [Whatever it means to you IS allowed](#)

1. Not at all   2. Several days   3. More than half the days   4. Nearly every day

B20D is a component of the [PHQ-9 Depression Screener Scale](#)

B20D. [Page 14](#)

(Over the last two weeks, how often have you been bothered by...)

Feeling tired or having little energy?

(Would you say not at all, several days, more than half the days, or nearly every day?)

- [Whatever it means to you IS allowed](#)

1. Not at all   2. Several days   3. More than half the days   4. Nearly every day

B20E is a component of the [PHQ-9 Depression Screener Scale](#)

B20E. [Page 14](#)

(Over the last two weeks, how often have you been bothered by...)

Poor appetite or overeating?

(Would you say not at all, several days, more than half the days, or nearly every day?)

- [Whatever it means to you IS allowed](#)

1. Not at all   2. Several days   3. More than half the days   4. Nearly every day

B20A-B20E are components of the [PHQ-9 Depression Screener Scale](#)

(WEB) Over the last TWO WEEKS, how often have you been bothered by each of the following problems?

	Not at all	Several days	More than half the days	Nearly every day
B20A. Little interest or pleasure in doing things	1	2	3	4
B20B. Feeling down, depressed, or hopeless	1	2	3	4
B20C. Trouble falling or staying asleep, or sleeping too much	1	2	3	4
B20D. Feeling tired or having little energy	1	2	3	4
B20E. Poor appetite or overeating	1	2	3	4

B20F, B20G, B20H, B20J

B20F is a component of the [PHQ-9 Depression Screener Scale](#)

(CAT) B20F. [Page 14](#)

(Over the last two weeks, how often have you been bothered by...)

Feeling bad about yourself or that you are a failure or have let yourself or your family down?

(Would you say not at all, several days, more than half the days, or nearly every day?)

- **Whatever it means to you IS allowed**

1. Not at all   2. Several days   3. More than half the days   4. Nearly every day

B20G is a component of the [PHQ-9 Depression Screener Scale](#)

B20G. [Page 14](#)

(Over the last two weeks, how often have you been bothered by...)

Trouble concentrating on things, such as reading the newspaper or watching television?

(Would you say not at all, several days, more than half the days, or nearly every day?)

- **Whatever it means to you IS allowed**

1. Not at all   2. Several days   3. More than half the days   4. Nearly every day

B20H is a component of the [PHQ-9 Depression Screener Scale](#)

B20H. [Page 14](#)

(Over the last two weeks, how often have you been bothered by...)

Moving or speaking so slowly that other people could have noticed, or the opposite, being so fidgety or restless that you have been moving around a lot more than usual?

(Would you say not at all, several days, more than half the days, or nearly every day?)

- **Whatever it means to you IS allowed**

1. Not at all   2. Several days   3. More than half the days   4. Nearly every day

B20J is a component of the [PHQ-9 Depression Screener Scale](#)

B20J. [Page 14](#)

Over the last two weeks, how often have you been bothered by...

Thoughts that you would be better off dead or hurting yourself in some way?

(Would you say not at all, several days, more than half the days, or nearly every day?)

- **Whatever it means to you IS allowed**

1. Not at all   2. Several days   3. More than half the days   4. Nearly every day

B20F-B20J are components of the [PHQ-9 Depression Screener Scale](#)

<i>(WEB)</i> Over the last TWO WEEKS, how often have you been bothered by each of the following problems?	Not at all	Several days	More than half the days	Nearly every day
B20F. Feeling bad about yourself or that you are a failure or have let yourself or your family down	<input type="text" value="1"/>	<input type="text" value="2"/>	<input type="text" value="3"/>	<input type="text" value="4"/>
B20G. Trouble concentrating on things, such as reading the newspaper or watching television	<input type="text" value="1"/>	<input type="text" value="2"/>	<input type="text" value="3"/>	<input type="text" value="4"/>
B20H. Moving or speaking so slowly that other people could have noticed, or the opposite, being so fidgety or restless that you have been moving around a lot more than usual	<input type="text" value="1"/>	<input type="text" value="2"/>	<input type="text" value="3"/>	<input type="text" value="4"/>
B20J. Thoughts that you would be better off dead or hurting yourself in some way	<input type="text" value="1"/>	<input type="text" value="2"/>	<input type="text" value="3"/>	<input type="text" value="4"/>

B21CKPT. CAI Checkpoint: Whether Any Depression Symptoms Reported

<div style="display: flex; justify-content: space-between; align-items: center;"> <div style="border: 1px solid black; padding: 2px 5px;">1. Symptoms (Any Item B20A-B20J=2, 3, 4)</div> <div style="border: 1px solid black; padding: 2px 5px;">5. No Symptoms (All Items B20A-B20J=1, DK/RF)</div> <div style="font-size: 24px;">→</div> <div style="border: 1px solid black; padding: 2px 5px;">GO TO B23A</div> </div> <div style="text-align: center; margin-top: 10px;">↓</div>
---------------------------------------------------------------------------------------------------------------------------------------------------------------------------------------------------------------------------------------------------------------------------------------------------------------------------------------------------------------------------------------------------------------------------------------------------------------------------------------

B22 is a component of the [PHQ-9 Depression Screener Scale](#)

B22. (CATI) [Page 15](#)

You've mentioned some problems or feelings you experienced over the last 2 weeks. How difficult have these problems made it for you to do your work, take care of things at home, or get along with other people? Would you say not difficult at all, somewhat difficult, very difficult, or extremely difficult?

- **Whatever it means to you IS allowed**

*(WEB)* How difficult have these problems made it for you to do your work, take care of things at home, or get along with other people?

1. Not difficult at all	2. Somewhat difficult	3. Very difficult	4. Extremely difficult
-------------------------	-----------------------	-------------------	------------------------

General Anxiety Disorder Screener

The General Anxiety Disorder Screener Scale ([SCALE: GEN ANXIETY DIS \(GAD7\)](#), [SCALE SCORE: GEN ANXIETY DIS \(GAD7\)](#))

B23A, B23B, B23C, B23D, B23E, B23F, B23G.

B23A is a component of the [General Anxiety Disorder Screener Scale](#)

(CATI) B23A. [Page 16](#)

Over the last 2 weeks, how often have you been bothered by the following problems? Feeling nervous, anxious or on edge.

Would you say not at all, several days, more than half the days, or nearly every day?

- **Whatever it means to you IS allowed**

1. Not at all	2. Several days	3. More than half the days	4. Nearly every day
---------------	-----------------	----------------------------	---------------------



B23B is a component of the [General Anxiety Disorder Screener Scale](#)

B23B.  Page 16

(Over the last 2 weeks, how often have you been bothered by...)

Not being able to stop or control worrying.

(Would you say not at all, several days, more than half the days, or nearly every day?)

- [Whatever it means to you IS allowed](#)

1. Not at all | 2. Several days | 3. More than half the days | 4. Nearly every day

B23C is a component of the [General Anxiety Disorder Screener Scale](#)

B23C.  Page 16

(Over the last 2 weeks, how often have you been bothered by ...)

Worrying too much about different things.

(Would you say not at all, several days, more than half the days, or nearly every day?)

- [Whatever it means to you IS allowed](#)

1. Not at all | 2. Several days | 3. More than half the days | 4. Nearly every day

B23D is a component of the [General Anxiety Disorder Screener Scale](#)

B23D.  Page 16

(Over the last 2 weeks, how often have you been bothered by ...)

Trouble relaxing.

(Would you say not at all, several days, more than half the days, or nearly every day?)

- [Whatever it means to you IS allowed](#)

1. Not at all | 2. Several days | 3. More than half the days | 4. Nearly every day

B23E is a component of the [General Anxiety Disorder Screener Scale](#)

B23E.  Page 16

Over the last 2 weeks, how often have you been bothered by...

Being so restless that it is hard to sit still.

(Would you say not at all, several days, more than half the days, or nearly every day?)

- [Whatever it means to you IS allowed](#)

1. Not at all | 2. Several days | 3. More than half the days | 4. Nearly every day

B23F is a component of the [General Anxiety Disorder Screener Scale](#)

B23F.  Page 16

(Over the last 2 weeks, how often have you been bothered by...)

Becoming easily annoyed or irritable.

(Would you say not at all, several days, more than half the days, or nearly every day?)

- [Whatever it means to you IS allowed](#)

1. Not at all | 2. Several days | 3. More than half the days | 4. Nearly every day

B23G is a component of the [General Anxiety Disorder Screener Scale](#)

B23G.  Page 16

(Over the last 2 weeks, how often have you been bothered by...)

Feeling afraid as if something awful might happen.

(Would you say not at all, several days, more than half the days, or nearly every day?)

- [Whatever it means to you IS allowed](#)

1. Not at all | 2. Several days | 3. More than half the days | 4. Nearly every day

B23A-B23G are components of the [General Anxiety Disorder Screener Scale](#)

(WEB) Over the last TWO WEEKS, how often have you been bothered by the following problems?

	Not at all	Several days	More than half the days	Nearly every day
B23A. Feeling nervous, anxious or on edge	1	2	3	4
B23B. Not being able to stop or control worrying	1	2	3	4
B23C. Worrying too much about different things	1	2	3	4
B23D. Trouble relaxing	1	2	3	4
B23E. Being so restless that it is hard to sit still	1	2	3	4
B23F. Becoming easily annoyed or irritable	1	2	3	4
B23G. Feeling afraid as if something awful might happen	1	2	3	4

B24CKPT. CAI CHECKPOINT: Whether Any GAD Symptoms Reported

1. Symptoms (Any Item B23A-B23G=2, 3, 4)	5. No Symptoms (All Items B23A-B23G=1, DK/RF) → GO TO SECTION C
↓	

B25 is a component of the [General Anxiety Disorder Screener Scale](#)

B25. (CATI) [Page 17](#)

How difficult have these problems made it for you to do your work, take care of things at home, or get along with other people?

Would you say not difficult at all, somewhat difficult, very difficult, or extremely difficult?

- [Whatever it means to you IS allowed](#)

[Problems Endorsed](#)

- [\[Feeling nervous, anxious, or on edge](#)
- [Not being able to stop or control worrying](#)
- [Worrying too much about different things](#)
- [Trouble relaxing](#)
- [Being so restless that it is hard to sit still](#)
- [Becoming easily annoyed or irritable](#)
- [Feeling afraid as if something awful might happen\]](#)

(WEB) How difficult have these problems made it for you to do your work, take care of things at home, or get along with other people?

- [\[Feeling nervous, anxious, or on edge](#)
- [Not being able to stop or control worrying](#)
- [Worrying too much about different things](#)
- [Trouble relaxing](#)
- [Being so restless that it is hard to sit still](#)
- [Becoming easily annoyed or irritable](#)
- [Feeling afraid as if something awful might happen\]](#)

1. Not difficult at all	2. Somewhat difficult	3. Very difficult	4. Extremely difficult
-------------------------	-----------------------	-------------------	------------------------

**END SECTION\_B**

**Section C: Interpersonal Relationships**  
[TOC](#)

SecC\_Start. Whether section started flag.

1. Yes

SecCDone. After a mode switch, flags whether section completed.

1. Yes

SecCLock. After a mode switch, flags whether section locked.

1. Yes

SecCMode. Whether interview completed in WEB or CATI flag.

1. SELF/WEB    2. IWER/CATI

**SECTION\_C**

Marriage and Cohabitation History

Marital/Cohabitation Status

C1 is a component of [Marital/Cohabitation Status](#)

C1. (CATI) What is your current marital status? Are you married, widowed, divorced, separated or have you never been married?

- If R says Single, PROBE: Does that mean you are widowed, divorced, separated, or have you never been married?

(WEB) What is your current marital status?

1. Married	2. Never Married	3. Widowed	4. Divorced	5. Separated	DK/RF; NA
↓	GO TO C9CKPT	↓ GO TO C2M	GO TO C3M	GO TO C4M	GO TO C9CKPT

MarrMatchCKPT. CAI Checkpoint: Whether Returning R With A Marital Status Match on Marriage

<p>1. Returning Respondent &amp; Current Marital Status Matches Last Wave Marital Status &amp; Have Spouse Name &amp; Year of Last Wave Current Marriage                  PRELOAD.TATYPE=2021 &amp;                  (PRELOAD.PrevMarrStatus=1 &amp;                  (PRELOAD.MarrYr=response &amp;                  PRELOAD.C5Name=response)</p>	<p>5. All Others-New Respondent OR R was Non Response Last Wave OR R Last Wave AND (Not Married Last Wave or No Valid Year of Last Wave Current Marriage or No Valid Spouse Name Preload)                  (PRELOAD.TATYPE=9995) OR                  (PRELOAD.TATYPE=2005-2019) OR                  PRELOAD.TATYPE=2021 &amp;                  (PRELOAD.PrevMarrStatus&lt;&gt;1 or                  PRELOAD.MarrYr=empty or                  PRELOAD.C5NAME=empty)</p>
GO TO MARRCONFIRM	GO TO C4M

MarrConfirm. (CATI) When we last spoke with you in [LASTIWMO] [LASTIWYR], you told us you were married to [Preload.C5Name] in [Preload.MarrYr]. Are you still married to [Preload.C5Name]?

- If R says "No", PROBE: Are you no longer married to ^Preload.C5Name, or have you never been married before?

1. Yes	GO TO C13
2. No, R is not married to [Preload.C5Name] anymore	GO TO C4A
3. No, R was never married before	GO TO C9CKPT
DK/RF	GO TO C4M

(WEB) When we last spoke with you in [LASTIWMO] [LASTIWYR], you told us you were married to [Preload.C5Name] in [Preload.MarrYr]. Are you still married to [Preload.C5Name]?

1. Yes	GO TO C13
2. No, I am not married to [Preload.C5Name] anymore	GO TO C4A
3. No, I was never married before	GO TO C9CKPT
NA	GO TO C4M

PSID J17

C4A. (CATI) Did that marriage end in widowhood, divorce, or what?

3. Widowhood	4. Divorce, marriage annulled	7. Other-specify (C4ASPEC. Specify (String 100))	DK/RF
GO TO C4BM	GO TO C4CM	GO TO C4EM	

(WEB) Did that marriage end in ...?

3. Widowhood	4. Divorce or annulment	7. Other - Please specify: (C4ASPEC)	NA
GO TO C4BM	GO TO C4CM	GO TO C4EM	

PSID J18MO, J18YR modified

C4BM, C4BY.

(CATI) C4BM. In what month and year were you widowed?

- ENTER Month or Season (Enter Year at next screen)
- PROBE DK month: Do you know what season it was?
- IF NEEDED: I understand that it may be difficult for you to answer these questions, but please do your best.

Select ▾	1. January	5. May	9. September	21. Winter (Dec-Feb)
	2. February	6. June	10. October	22. Spring (Mar-May)
	3. March	7. July	11. November	23. Summer (Jun-Aug)
	4. April	8. August	12. December	24. Fall (Sep-Nov)

C4BY. (In what month and year were you widowed?)

- [C4BM], \_ \_ \_ \_
- ENTER Year
- If necessary: What would be your best estimate?  
Enter 9996 [P2YEAR]-[CURRENTYEAR], DK which year  
Enter 9997 Before [P2YEAR], DK exact year

[YRBRN+10 (2003)] – [CYEAR]	<input type="radio"/> 9996. [P2YEAR]-[CYEAR] but don't know which year (SP_0B)
	<input type="radio"/> 9997. Before [P2YEAR] but don't know exact year (SP_0A)

GO TO C4EM

(WEB) In what month and year were you widowed?

If you do not know the month, please select the season.

Select ▾	Month or	1. January	5. May	9. September	21. Winter (Dec-Feb)
	Season	2. February	6. June	10. October	22. Spring (Mar-May)
		3. March	7. July	11. November	23. Summer (Jun-Aug)
		4. April	8. August	12. December	24. Fall (Sep-Nov)

[YRBRN+10 (2003)] – [CYEAR]	Year
o 9996. [P2YEAR]-[CYEAR] but don't know which year (SP_0B)	
o 9997. Before [P2YEAR] but don't know exact year (SP_0A)	

GO TO C4EM

CHECK: Please enter a date in or before ^MONTH (CURRENTDATE) ^YEAR (CURRENTDATE).

CHECK: Please enter a year after ^YEAR (PRELOAD.MARRYR).

PSID J19MO, J19YR modified

C4CM, C4CY.

(CATI) C4CM. In what month and year did your (divorce / annulment) become final?

- ENTER Month or Season (Enter Year at next screen)
- PROBE DK month: Do you know what season it was?
- IF NEEDED: I understand that it may be difficult for you to answer these questions, but please do your best.

Select ▾	1. January	5. May	9. September	21. Winter (Dec-Feb)
	2. February	6. June	10. October	22. Spring (Mar-May)
	3. March	7. July	11. November	23. Summer (Jun-Aug)
	4. April	8. August	12. December	24. Fall (Sep-Nov)

C4CY. (In what month and year did your (divorce / annulment) become final?)

[C4CM], \_ \_ \_ \_

- ENTER Year
- If necessary: What would be your best estimate?  
 Enter 9996 [P2YEAR]-[CURRENTYEAR], DK which year  
 Enter 9997 Before [P2YEAR], DK exact year

[YRBRN+10 (2003)] – [CYEAR]	o 9996. [P2YEAR]-[CYEAR] but don't know which year (SP_0B)
	o 9997. Before [P2YEAR] but don't know exact year (SP_0A)

(WEB) In what month and year did your divorce or annulment become final?

If you do not know the month, please select the season.

Select ▾	Month or	1. January	5. May	9. September	21. Winter (Dec-Feb)
	Season	2. February	6. June	10. October	22. Spring (Mar-May)
		3. March	7. July	11. November	23. Summer (Jun-Aug)
		4. April	8. August	12. December	24. Fall (Sep-Nov)

[YRBRN+10 (2003)] – [CYEAR]	Year
o 9996. [P2YEAR]-[CYEAR] but don't know which year (SP_0B)	
o 9997. Before [P2YEAR] but don't know exact year (SP_0A)	

CHECK: Please enter a date in or before ^MONTH (CURRENTDATE) ^YEAR (CURRENTDATE).

CHECK: Please enter a year after ^YEAR (PRELOAD.MARRYR).

PSID J20MO, J20YR modified  
C4DM, C4DY.

(CATI) C4DM. In what month and year did you stop living together?

- ENTER Month or Season (Enter Year at next screen)
- PROBE DK month: Do you know what season it was?
- IF NEEDED: I understand that it may be difficult for you to answer these questions, but please do your best.

Select ▾	1. January	5. May	9. September	21. Winter (Dec-Feb)
	2. February	6. June	10. October	22. Spring (Mar-May)
	3. March	7. July	11. November	23. Summer (Jun-Aug)
	4. April	8. August	12. December	24. Fall (Sep-Nov)

C4DY. (In what month and year did you stop living together?)

[C4DM], \_ \_ \_ \_

- ENTER Year
- If necessary: What would be your best estimate?  
Enter 9996 [P2YEAR]-[CURRENTYEAR], DK which year  
Enter 9997 Before [P2YEAR], DK exact year

[YRBRN+10 (2003)] – [CYEAR]	<input type="radio"/> 9996. [P2YEAR]-[CYEAR] but don't know which year (SP_0B)
	<input type="radio"/> 9997. Before [P2YEAR] but don't know exact year (SP_0A)

(WEB) In what month and year did you stop living together?

If you do not know the month, please select the season.

Select ▾	Month or	1. January	5. May	9. September	21. Winter (Dec-Feb)
	Season	2. February	6. June	10. October	22. Spring (Mar-May)
		3. March	7. July	11. November	23. Summer (Jun-Aug)
		4. April	8. August	12. December	24. Fall (Sep-Nov)

[YRBRN+10 (2003)] – [CYEAR]	Year
<input type="radio"/> 9996. [P2YEAR]-[CYEAR] but don't know which year (SP_0B)	
<input type="radio"/> 9997. Before [P2YEAR] but don't know exact year (SP_0A)	

CHECK: Please enter a date in or before ^MONTH (CURRENTDATE) ^YEAR (CURRENTDATE).

CHECK: Please enter a year after ^YEAR (PRELOAD.MARRYR).

PSID J21MO, J21YR modified  
C4EM, C4EY.

(CATI) C4EMO. In what month and year did you last get married?

- ENTER Month or Season (Enter Year at next screen)
- PROBE DK month: Do you know what season it was?

Select ▾	1. January	5. May	9. September	21. Winter (Dec-Feb)
	2. February	6. June	10. October	22. Spring (Mar-May)
	3. March	7. July	11. November	23. Summer (Jun-Aug)
	4. April	8. August	12. December	24. Fall (Sep-Nov)

C4EYR. (In what month and year did you last get married?)

[C4EM], \_ \_ \_ \_

- ENTER Year
- If necessary: What would be your best estimate?  
 Enter 9996 [P2YEAR]-[CURRENTYEAR], DK which year  
 Enter 9997 Before [P2YEAR], DK exact year

[YRBRN+10 (2003)] – [CYEAR]	<input type="radio"/> 9996. [P2YEAR]-[CYEAR] but don't know which year (SP_0B)
	<input type="radio"/> 9997. Before [P2YEAR] but don't know exact year (SP_0A)

(WEB) In what month and year did you last get married?

If you do not know the month, please select the season.

Select ▾	Month or	1. January	5. May	9. September	21. Winter (Dec-Feb)
	Season	2. February	6. June	10. October	22. Spring (Mar-May)
		3. March	7. July	11. November	23. Summer (Jun-Aug)
		4. April	8. August	12. December	24. Fall (Sep-Nov)

[YRBRN+10 (2003)] – [CYEAR]	Year
<input type="radio"/> 9996. [P2YEAR]-[CYEAR] but don't know which year (SP_0B)	
<input type="radio"/> 9997. Before [P2YEAR] but don't know exact year (SP_0A)	

CHECK: Please enter a date in or before ^MONTH (CURRENTDATE) ^YEAR (CURRENTDATE).  
 CHECK: Please enter a year after ^YEAR (PRELOAD.MARRYR).

PSID J22

C4F. (CATI) What is your current spouse's name?

- ACCEPT any name-do not probe

String 25

(WEB) What is your current spouse's name?

If you prefer not to enter this person's name, please enter a nickname or anything that will identify this person to you.

Name

GO TO C13

PSID J10MO & J10YR modified

C2M, C2Y

(CATI) C2M. I'm very sorry for your loss, would you mind telling me in what month and year you were widowed?

- ENTER Month or Season (Enter Year at next screen)
- PROBE DK month: Do you know what season it was?
- IF NEEDED: I understand that it may be difficult for you to answer these questions, but please do your best.

1. January	2. February	3. March	4. April	5. May	6. June
7. July	8. August	9. September	10. October	11. November	12. December
21. Winter (Dec-Feb)	22. Spring (Mar-May)	23. Summer (Jun-Aug)	24. Fall (Sep-Nov)		

C2Y. (I'm very sorry for your loss, would you mind telling me in what month and year you were widowed?)

[C2M], \_\_\_\_

- ENTER Year
- If necessary: What would be your best estimate?

Enter 9996 [P2YEAR]-[CURRENTYEAR], DK which year

Enter 9997 Before [P2YEAR], DK exact year

[YRBRN+10 (2003)] -[CURRENTYEAR]	9996. [P2YEAR]- [CURRENTYEAR], DK Which Year	9997. Before [P2YEAR], DK Exact Year
-------------------------------------	----------------------------------------------------	--------------------------------------------

CHECK: Please enter a date in or before ^MONTH (CURRENTDATE) ^YEAR (CURRENTDATE).

GO TO C4M

(WEB) C2M, C2Y. In what month and year were you widowed?

Select ▾ Month or Season    Select ▾ Year

CHECK: Please enter a date in or before ^MONTH (CURRENTDATE) ^YEAR (CURRENTDATE).

GO TO C4M

PSID J11MO & J11YR modified

C3M, C3Y

(CATI) C3M. In what month and year did your divorce become final?

- ENTER Month or Season (Enter Year at next screen)
- PROBE DK month: Do you know what season it was?
- IF NEEDED: I understand that it may be difficult for you to answer these questions, but please do your best.

1. January	2. February	3. March	4. April	5. May	6. June
7. July	8. August	9. September	10. October	11. November	12. December
21. Winter (Dec-Feb)	22. Spring (Mar-May)	23. Summer (Jun-Aug)	24. Fall (Sep-Nov)		

C3Y. (In what month and year did your divorce become final?)

[C3M], \_\_\_\_

- ENTER Year
- If necessary: What would be your best estimate?
- IF NEEDED: I understand that it may be difficult for you to answer these questions, but please do your best.

Enter 9996 [P2YEAR]-[CURRENTYEAR], DK which year

Enter 9997 Before [P2YEAR], DK exact year

[YRBRN+10 (2003)] -[CURRENTYEAR]	9996. [P2YEAR]- [CURRENTYEAR], DK Which Year	9997. Before [P2YEAR], DK Exact Year
-------------------------------------	----------------------------------------------------	--------------------------------------------

CHECK: Please enter a date in or before ^MONTH (CURRENTDATE) ^YEAR (CURRENTDATE).

↓ C4M

(WEB) C3M, C3Y. In what month and year did your divorce become final?

Select ▾ Month or Season    Select ▾ Year

CHECK: Please enter a date in or before ^MONTH (CURRENTDATE) ^YEAR (CURRENTDATE).

C4M, C4Y

(CATI) C4M. [C1=WIDOWED: Widowed: [C2M C2Y] / [C1=DIVORCED: Divorced: [C3M C3Y]]

(And) In what month and year were you married ([C1=WIDOWED: before you were widowed / C1=DIVORCED: before you were divorced])?)

- ENTER Month or Season (Enter Year at next screen)
- PROBE DK month: Do you know what season it was?
- IF NEEDED: I understand that it may be difficult for you to answer these questions, but please do your best.

1. January	2. February	3. March	4. April	5. May	6. June
7. July	8. August	9. September	10. October	11. November	12. December
21. Winter (Dec-Feb)	22. Spring (Mar-May)	23. Summer (Jun-Aug)	24. Fall (Sep-Nov)		



C4Y. [C1=WIDOWED: Widowed: [C2M C2Y] / [C1=DIVORCED: Divorced: [C3M C3Y]]

((And) In what month and year were you married ([C1=WIDOWED: before you were widowed / C1=DIVORCED: before you were divorced])?)

[C4M], \_\_\_\_

- ENTER Year
- If necessary: What would be your best estimate?
- IF NEEDED: I understand that it may be difficult for you to answer these questions, but please do your best.

Enter 9996 [P2YEAR]-[CURRENTYEAR], DK which year

Enter 9997 Before [P2YEAR], DK exact year

[YRBRN+10 (2003)] -[CURRENTYEAR]	9996. [P2YEAR]- [CURRENTYEAR], DK Which Year	9997. Before [P2YEAR], DK Exact Year	CHECK: Please enter a date in or before ^MONTH (CURRENTDATE) ^YEAR (CURRENTDATE). SIGNAL: Please enter a date earlier than the date R was [widowed / divorced].
-------------------------------------	----------------------------------------------------	--------------------------------------------	--------------------------------------------------------------------------------------------------------------------------------------------------------------------------

↓ C5

(WEB) C4M, C4Y. [C1=WIDOWED: Widowed: [C2M C2Y] / [C1=DIVORCED: Divorced: [C3M C3Y]]

In what month and year were you married [C1=WIDOWED: before you were widowed/ C1=DIVORCED: before you were divorced]?

Month or Season  Year

CHECK: Please enter a date in or before ^MONTH  
(CURRENTDATE) ^YEAR (CURRENTDATE).

CHECK: Please enter a date earlier than the date [you were  
widowed / your divorce became final].

C5. (CATI) Married: [C4M C4Y]

[C1=WIDOWED: Widowed: [C2M C2Y] / C1=DIVORCED: Divorced: [C3M C3Y]]

Did you and your spouse live together before you got married (in [C4M C4Y])?

- Do not count dating or sleeping over as living together

(WEB) Married: [C4M C4Y]

[C1=WIDOWED: Widowed: [C2M C2Y] / C1=DIVORCED: Divorced: [C3M C3Y]]

Did you and your spouse live together before you got married in [C4M C4Y]?

Please do not count dating or sleeping over as living together.

→ GO TO C5NAMECKPT

↓

C5M, C5Y

(CATI) C5M. Married: [C4M C4Y]

[C1=WIDOWED: Widowed: [C2M C2Y] / C1=DIVORCED: Divorced: [C3M C3Y]]

In what month and year did you (and your spouse) start living together (before you were married)?

- ENTER Month or Season (Enter Year at next screen)
- PROBE DK month: Do you know what season it was?
- Do not count dating or sleeping over as living together
- If R says they lived together multiple times before marriage, PROBE: In what month and year did you (and your spouse) first start living together?
- IF NEEDED: I understand that it may be difficult for you to answer these questions, but please do your best.

1. January	2. February	3. March	4. April	5. May	6. June
7. July	8. August	9. September	10. October	11. November	12. December
21. Winter (Dec-Feb)	22. Spring (Mar-May)	23. Summer (Jun-Aug)	24. Fall (Sep-Nov)		

C5Y. Married: [C4M C4Y]

[C1=WIDOWED: Widowed: [C2M C2Y] / C1=DIVORCED: Divorced: [C3M C3Y]]

(In what month and year did you (and your spouse) start living together (before you were married)? [C5M], \_\_\_\_)

- ENTER Year
- If necessary: What would be your best estimate?
- IF NEEDED: I understand that it may be difficult for you to answer these questions, but please do your best.
- If R says they lived together multiple times before marriage, PROBE: In what month and year did you (and your spouse) first start living together?

Enter 9996 [P2YEAR]-[CURRENTYEAR], DK which year

Enter 9997 Before [P2YEAR], DK exact year

[YRBRN+10 (2003)] -[CURRENTYEAR]	9996. [P2YEAR]- [CURRENTYEAR], DK Which Year	9997. Before [P2YEAR], DK Exact Year
-------------------------------------	----------------------------------------------------	--------------------------------------------

CHECK: Please enter a date in or before ^MONTH (CURRENTDATE) ^YEAR (CURRENTDATE).  
SIGNAL: Please enter a date earlier than the date of R's marriage.

↓ C6

(WEB) C5M, C5Y. Married: [C4M C4Y]

[C1=WIDOWED: Widowed: [C2M C2Y] / C1=DIVORCED: Divorced: [C3M C3Y]]

In what month and year did you and your spouse start living together before you were married?

Please do not count dating or sleeping over as living together.

If you and your spouse lived together multiple times before you were married, please tell us about the FIRST time you lived together.

Month or Season  Year

CHECK: Please enter a date in or before ^MONTH (CURRENTDATE) ^YEAR (CURRENTDATE).

CHECK: Please enter a date earlier than the date of your marriage.

C5NAMECKPT. CAI Checkpoint: Whether Currently Married or Separated

1. Currently Married (C1=1)	5. All Others (C1=2, 3, 4, 5, DK, RF, NA)	→ GO TO C6
--------------------------------	----------------------------------------------	------------

↓

PSID J8 modified

C5NAME. (CATI) What is your spouse's name?

- ACCEPT any name-do not probe.

(WEB) What is your spouse's name?

If you prefer not to enter this person's name, please enter a nickname or anything that will identify this person to you.

Name

C6. (CATI) [C1=MARRIED, SEPARATED: Including your present marriage, how/ ALL OTHERS: How] many times altogether have you been married?

1; DK/RF → GO TO C9CKPT      2 – 97      SIGNAL C6>10: IWER: You entered that R has been married [C6] times. If this is correct, select SUPPRESS to continue. If this is not correct, select CLOSE and correct C6.

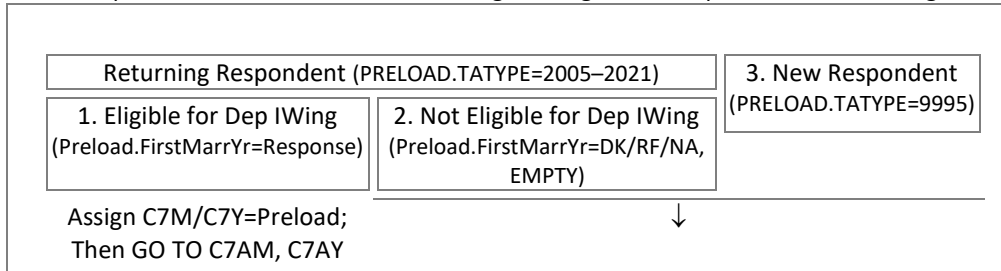
↓ C7M

(WEB) [C1=MARRIED, SEPARATED: Including your present marriage, how/ ALL OTHERS: How] many times altogether have you been married?

1; NA → GO TO C9CKPT      2 – 97      Number of Marriages

↓

C7CKPT. CAI Checkpoint: Whether New R, or Returning R & Eligible for Dependent Interviewing



PSID J15MO & J15YR modified

C7M, C7Y

(CATI) C7M. Most recent marriage: [C4M C4Y]

[C5=YES: Started living together before most recent marriage: [C5M C5Y]]

In what month and year were you first married?

- ENTER Month or Season (Enter Year at next screen)
- PROBE DK month: Do you know what season it was?
- IF NEEDED: I understand that it may be difficult for you to answer these questions, but please do your best.

1. January	2. February	3. March	4. April	5. May	6. June
7. July	8. August	9. September	10. October	11. November	12. December
21. Winter (Dec-Feb)	22. Spring (Mar-May)	23. Summer (Jun-Aug)	24. Fall (Sep-Nov)		

C7Y. Most recent marriage: [C4M C4Y]

[C5=YES: Started living together before most recent marriage: [C5M C5Y]]

(In what month and year were you first married?)

[C7M], \_ \_ \_ \_

- ENTER Year
- If necessary: What would be your best estimate?
- IF NEEDED: I understand that it may be difficult for you to answer these questions, but please do your best.

Enter 9996      [P2YEAR]-[CURRENTYEAR], DK which year

Enter 9997      Before [P2YEAR], DK exact year

[YRBRN+10 (2003)]-[CURRENTYEAR]	9996. [P2YEAR]-[CURRENTYEAR], DK Which Year	9997. Before [P2YEAR], DK Exact Year
---------------------------------	---------------------------------------------	--------------------------------------

↓ C7AM

CHECK: Please enter a date in or before ^MONTH (CURRENTDATE) ^YEAR (CURRENTDATE).  
 SIGNAL: Please enter a date earlier than the date [of R's most recent marriage / R started living with most recent spouse].

(WEB) C7M, C7Y. Most recent marriage: [C4M C4Y]  
 [C5=YES: Started living together before most recent marriage: [C5M C5Y]]  
 In what month and year were you FIRST married?

Month or Season
  Year
 CHECK: Please enter a date in or before ^MONTH (CURRENTDATE) ^YEAR (CURRENTDATE).  
 CHECK: Please enter a date earlier than the date [of your most recent marriage / you started living with your most recent spouse].

C7AM, C7AY

(CATI) C7AM. First marriage: [C7M C7Y]

[C7CKPT=1: Last time we talked you told us you were first married in [Preload.FirstMarrMo] [Preload.FirstMarrYr], in / All Others: In] what month and year did your first marriage end?

- ENTER Month or Season (Enter Year at next screen)
- PROBE DK month: Do you know what season it was?
- If R says date of first marriage is incorrect, PROBE: I'm sorry, we can fix that after I enter the end date of your first marriage
- If R says never married before, ENTER [97]
- IF NEEDED: I understand that it may be difficult for you to answer these questions, but please do your best.

1. January	2. February	3. March	4. April	5. May	6. June	GO TO C7AY
7. July	8. August	9. September	10. October	11. November	12. December	
21. Winter (Dec-Feb)	22. Spring (Mar-May)	23. Summer (Jun-Aug)	24. Fall (Sep-Nov)			
97 (SP_0A). I was never married before						GO TO C7A

C7AY. First marriage: [C7M C7Y]

[C7CKPT=1: Last time we talked you told us you were first married in [Preload.FirstMarrMo] [Preload.FirstMarrYr], in / All Others: In] what month and year did your first marriage end? [C7AM], \_ \_ \_ \_

- ENTER Year
- If necessary: What would be your best estimate?
- IF NEEDED: I understand that it may be difficult for you to answer these questions, but please do your best.

Enter 9996 [P2YEAR]-[CURRENTYEAR], DK which year  
 Enter 9997 Before [P2YEAR], DK exact year

[YRBRN+10 (2003)] -[CURRENTYEAR]	9996. [P2YEAR]- [CURRENTYEAR], DK Which Year	9997. Before [P2YEAR], DK Exact Year	CHECK: Please enter a date in or before ^MONTH (CURRENTDATE) ^YEAR (CURRENTDATE). SIGNAL: Please enter a date later than the date of R's first marriage.
-------------------------------------	----------------------------------------------------	--------------------------------------------	-------------------------------------------------------------------------------------------------------------------------------------------------------------

↓ C8CKPT

(WEB) C7AM, C7AY. First marriage: [C7M C7Y]

[C7CKPT=1: Last time we talked you told us you were FIRST married in [Preload.FirstMarrMo] [Preload.FirstMarrYr], in / All Others: In] what month and year did your FIRST marriage end?  
 If the date of your first marriage is incorrect, please enter the date your first marriage ended and then click Next -- you will be able to give us the correct starting date of your first marriage later.

Month or Season
  Year
 CHECK: Please enter a date in or before ^MONTH (CURRENTDATE) ^YEAR (CURRENTDATE).  
 CHECK: Please enter a date later than the date of your first marriage.

C7B. (CATI) IWER: Did R say that the start date of their first marriage is incorrect?

(WEB) Do you need to correct the start date of your first marriage?

1. Yes  5. No → GO TO C8CKPT

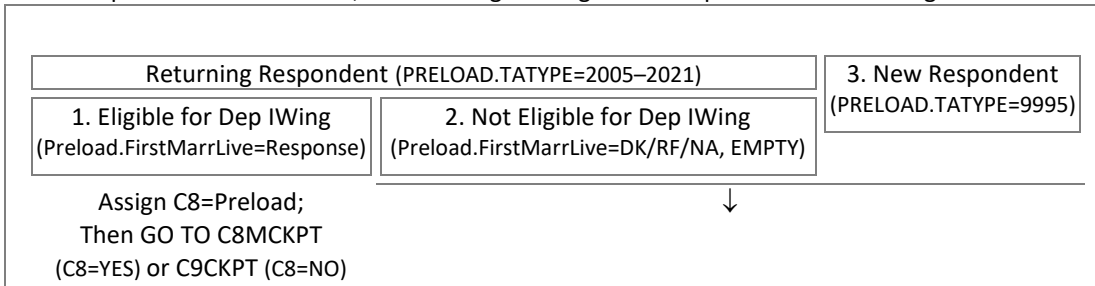


C7C. (CATI) IWER: What is the correct start date of R's first marriage?

(WEB) In what month and year were you FIRST married?

Date of First Marriage

C8CKPT. CAI Checkpoint: Whether New R, or Returning R & Eligible for Dependent Interviewing



C8. (CATI) First marriage: [C4M C4Y]

Did you and your spouse from your first marriage live together before you got married?

- Do not count dating or sleeping over as living together

(WEB) First marriage: [C4M C4Y]

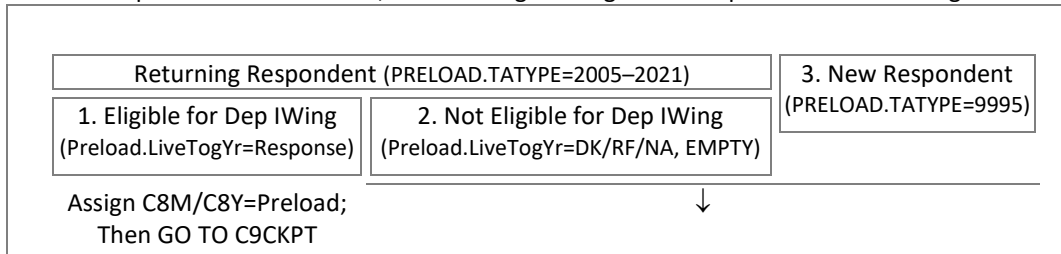
Did you and your spouse from your first marriage live together before you got married?

*Please do not count dating or sleeping over as living together.*

1. Yes  5. No → GO TO C9CKPT



C8MCKPT. CAI Checkpoint: Whether New R, or Returning R & Eligible for Dependent Interviewing



C8M, C8Y

(CATI) C8M. First marriage: [C7M C7Y]

In what month and year did you (and your spouse from your first marriage) start living together (before you were married)?

- ENTER Month or Season (Enter Year at next screen)
- PROBE DK month: Do you know what season it was?
- IF NEEDED: I understand that it may be difficult for you to answer these questions, but please do your best.
- Do not count dating or sleeping over as living together
- If R says they lived together multiple times before marriage, PROBE: In what month and year did you (and your spouse from your first marriage) first start living together?

1. January	2. February	3. March	4. April	5. May	6. June
7. July	8. August	9. September	10. October	11. November	12. December
21. Winter (Dec-Feb)	22. Spring (Mar-May)	23. Summer (Jun-Aug)	24. Fall (Sep-Nov)		

C8Y. First marriage: [C7M C7Y]

(In what month and year did you (and your spouse from your first marriage) start living together (before you were married)?)

[C8M], \_ \_ \_ \_

- ENTER Year
- If necessary: What would be your best estimate?
- IF NEEDED: I understand that it may be difficult for you to answer these questions, but please do your best.
- If R says they lived together multiple times before marriage, PROBE: In what month and year did you (and your spouse from your first marriage) first start living together?

Enter 9996 [P2YEAR]-[CURRENTYEAR], DK which year

Enter 9997 Before [P2YEAR], DK exact year

[YRBRN+10 (2003)] -[CURRENTYEAR]	9996. [P2YEAR]- [CURRENTYEAR], DK Which Year	9997. Before [P2YEAR], DK Exact Year
-------------------------------------	----------------------------------------------------	--------------------------------------------

CHECK: Please enter a date in or before ^MONTH (CURRENTDATE) ^YEAR (CURRENTDATE).  
SIGNAL: Please enter a date earlier than the date [of R's most recent marriage / R started living with most recent spouse / of R's first marriage].

↓ C9CKPT

(WEB) C8M, C8Y. First marriage: [C7M C7Y]

In what month and year did you and your spouse from your first marriage start living together before you were married?

Please do not count dating or sleeping over as living together.

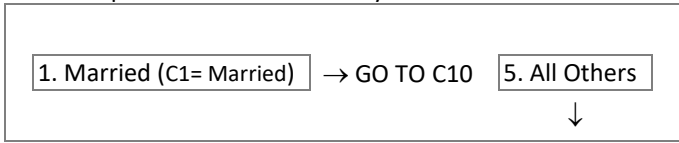
If you and your spouse from your first marriage lived together multiple times before you were married, please tell us about the FIRST time you lived together.

Select ▾ Month or Season    Select ▾ Year

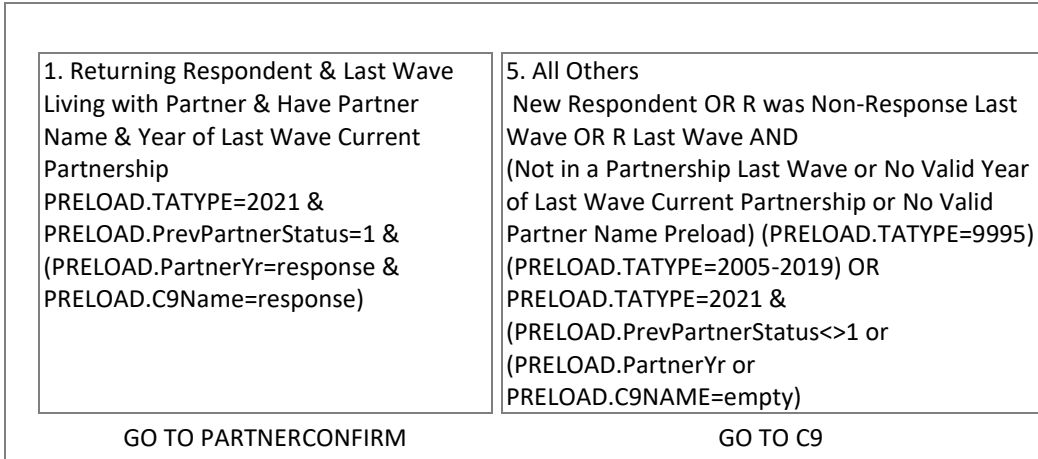
CHECK: Please enter a date in or before ^MONTH (CURRENTDATE) ^YEAR (CURRENTDATE).

CHECK: Please enter a date earlier than the date [of your most recent marriage / you started living with your most recent spouse / of your first marriage].

C9CKPT. CAI Checkpoint: Whether Currently Married

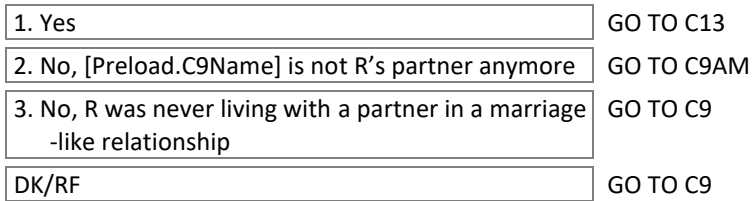


PartnerMatchCKPT. CAI Checkpoint: Whether Returning R With A Previous Wave Partnership

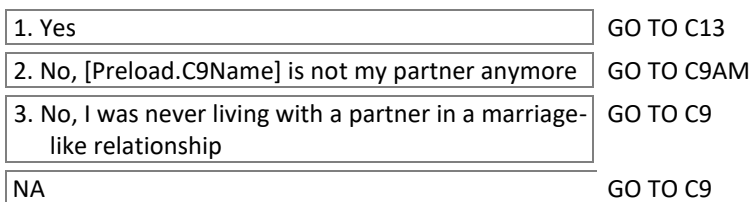


PartnerConfirm. (CATI) When we last spoke with you in [LASTIWMO] [LASTIWYR], you told us you started living with [Preload.C9Name] in [ Preload.PartnerYr]. Are you still living with [Preload.C9Name]?

- If R says "No", PROBE: Are you no longer living with ^Preload.C9Name, or have you never lived with a partner in a marriage-like relationship before?



(WEB) When we last spoke with you in [LASTIWMO] [LASTIWYR], you told us you started living with [Preload.C9Name] in [Preload.PartnerYr]. Are you still living with [Preload.C9Name]?



TAS C11AM, C11AY modified

(CATI) C9AM. In what month and year did you stop living with [Preload.C9Name] (in a marriage-like relationship)?

- ENTER Month or Season (Enter Year at next screen)
- PROBE DK month: Do you know what season it was?
- IF NEEDED: I understand that it may be difficult for you to answer these questions, but please do your best.

1. January	2. February	3. March	4. April	5. May	6. June
7. July	8. August	9. September	10. October	11. November	12. December
21. Winter (Dec-Feb)	22. Spring (Mar-May)	23. Summer (Jun-Aug)	24. Fall (Sep-Nov)		

GO TO C9AY

C9AY. (In what month and year did you stop living with [Preload.C9Name] (in a marriage-like relationship?))

[C9AM], \_ \_ \_ \_

- ENTER Year
- If necessary: What would be your best estimate?
- IF NEEDED: I understand that it may be difficult for you to answer these questions, but please do your best.

Enter 9996 [P2YEAR]-[CURRENTYEAR], DK which year

Enter 9997 Before [P2YEAR], DK exact year

[YRBRN+10 (2003)] -[CURRENTYEAR]	9996. [P2YEAR]- [CURRENTYEAR], DK Which Year	9997. Before [P2YEAR], DK Exact Year
-------------------------------------	----------------------------------------------------	--------------------------------------------

CHECK: Please enter a date in or before ^MONTH (CURRENTDATE) ^YEAR (CURRENTDATE).  
CHECK: Please enter a year later than ^YEAR (PRELOAD.PartnerYr), when R first started living with this partner.

↓ C9

(WEB) C9AM, C9AY. In what month and year did you stop living with [Preload.C9Name] in a marriage-like relationship?

If you do not know the month, please select the season.

Select ▾	Month or	1. January	5. May	9. September	21. Winter (Dec-Feb)
	Season	2. February	6. June	10. October	22. Spring (Mar-May)
		3. March	7. July	11. November	23. Summer (Jun-Aug)
		4. April	8. August	12. December	24. Fall (Sep-Nov)

[YRBRN+10 (2003)] - [CYEAR] Year

9996. [P2YEAR]-[CYEAR] but don't know which year (SP\_0B)

9997. Before [P2YEAR] but don't know exact year (SP\_0A)

CHECK: Please enter a date in or before ^MONTH (CURRENTDATE) ^YEAR (CURRENTDATE).

CHECK: Please enter a year later than ^YEAR (PRELOAD.PartnerYr), when you first started living with this partner.

C9 is a component of [Marital/Cohabitation Status](#)

C9. (CATI) Are you currently living with a partner in a marriage-like relationship?

- ENTER [5] If R says he/she is still living with the spouse from whom he/she is separated or divorced

(WEB) Are you CURRENTLY living with a partner in a marriage-like relationship?

Please do not count living with a spouse from whom you are separated or divorced.

1. Yes  5. No → GO TO C10

↓



C9M, C9Y

(CATI) C9M. Most recent marriage: [C4M C4Y]

In what month and year did you (and your current partner) start living together?

- ENTER Month or Season (Enter Year at next screen)
- PROBE DK month: Do you know what season it was?
- IF NEEDED: I understand that it may be difficult for you to answer these questions, but please do your best.

1. January	2. February	3. March	4. April	5. May	6. June
7. July	8. August	9. September	10. October	11. November	12. December
21. Winter (Dec-Feb)	22. Spring (Mar-May)	23. Summer (Jun-Aug)	24. Fall (Sep-Nov)		

C9Y. Most recent marriage: [C4M C4Y]

(In what month and year did you (and your current partner) start living together?)

[C9M], \_ \_ \_ \_

- ENTER Year
- If necessary: What would be your best estimate?
- IF NEEDED: I understand that it may be difficult for you to answer these questions, but please do your best.

Enter 9996 [P2YEAR]-[CURRENTYEAR], DK which year

Enter 9997 Before [P2YEAR], DK exact year

[YRBRN+10 (2003)] -[CURRENTYEAR]	9996. [P2YEAR]- [CURRENTYEAR], DK Which Year	9997. Before [P2YEAR], DK Exact Year
-------------------------------------	----------------------------------------------------	--------------------------------------------

CHECK: Please enter a date in or before ^MONTH (CURRENTDATE) ^YEAR (CURRENTDATE).  
SIGNAL: Please enter a date later than the date of R's most recent marriage.

↓ C10

(WEB) C9M, C9Y. Most recent marriage: [C4M C4Y]

In what month and year did you and your current partner start living together?

Month or Season  Year

CHECK: Please enter a date in or before ^MONTH (CURRENTDATE) ^YEAR (CURRENTDATE).

CHECK: Please enter a date later than the date of your most recent marriage.

PSID J8 modified

C9NAME. (CATI) What is your current partner's name?

- ACCEPT any name-do not probe.

(WEB) What is your current partner's name?

If you prefer not to enter this person's name, please enter a nickname or anything that will identify this person to you.

Name

C10. (CATI) [(C5,C8=YES) & C9=YES Including your current partner and any other partners you lived with (before getting married) who we already talked about, how / (C5=YES OR C8=YES) & C9<>YES: Including partners you lived with (before getting married) who we already talked about, how / C5<>YES & C8<>YES & C9=YES: Including your current partner, how / ALL OTHERS: How] many partners altogether have you ever lived with in a marriage-like relationship?

- [C1=1 & C5,C8=1 & C9<>1]: IF NEEDED: Please do not count currently living with a spouse]

SIGNAL C10>10: IWER: You entered that R has lived with [C10] partners. If this is correct, select SUPPRESS to continue. If this is not correct, select CLOSE and correct C10.

(WEB) [(C5, C8=YES) & C9=YES Including your current partner and any other partners you lived with before getting married, how / (C5=YES OR C8=YES) & C9<>YES: Including partners you lived with before getting married, how / C5<>YES & C8<>YES & C9=YES: Including your current partner, how / ALL OTHERS: How] many partners altogether have you EVER lived with in a marriage-like relationship?

[C1=1 & C5,C8=1 & C9<>1]: Please do not count currently living with a spouse.]

[C5,C8,C9=YES: 1 / ALL OTHERS: 0] - 97
----------------------------------------

Number of Partners CHECK: Based on your previous response, "0" is not allowed.

C11CKPT. CAI Checkpoint: Whether Lived with Most Recent Spouse, First Spouse, or Living Together Now

1. Never Lived Together (C10=0, DK/RF)	2. Lived Together Once (C10=1 and (C5=Yes or C8=Yes or C9=Yes))	3. Lived Together Twice C10=2 & ((C5=Yes & C8=Yes) or (C5=Yes & C9=Yes) or (C8=Yes & C9=Yes))	5. All Others ↓
GO TO C12CKPT			

C11MCKPT. CAI Checkpoint: Whether New R, or Returning R & Eligible for Dependent Interviewing

Returning Respondent (PRELOAD.TATYPE=2005-2021)		3. New Respondent (PRELOAD.TATYPE=9995)
1. Eligible for Dep IWing (Preload.FirstPartYr=Response)	2. Not Eligible for Dep IWing (Preload.FirstPartYr=DK/RF/NA, EMPTY)	
Assign C11M/C11Y=Preload; Then GO TO C11AM, C11AY		↓

C11M, C11Y

(CATI) C11M. In what month and year did you start living with your first partner (in a marriage-like relationship)?

- ENTER Month or Season (Enter Year at next screen)
- PROBE DK month: Do you know what season it was?
- IF NEEDED: I understand that it may be difficult for you to answer these questions, but please do your best.

1. January	2. February	3. March	4. April	5. May	6. June
7. July	8. August	9. September	10. October	11. November	12. December
21. Winter (Dec-Feb)	22. Spring (Mar-May)	23. Summer (Jun-Aug)	24. Fall (Sep-Nov)		

C11Y. (In what month and year did you start living with your first partner (in a marriage-like relationship)?)

[C11M], \_\_\_\_

- ENTER Year
- If necessary: What would be your best estimate?
- IF NEEDED: I understand that it may be difficult for you to answer these questions, but please do your best.

Enter 9996 [P2YEAR]-[CURRENTYEAR], DK which year

Enter 9997 Before [P2YEAR], DK exact year

[YRBRN+15 (2008)] - [CURRENTYEAR]	9996. [P2YEAR]- [CURRENTYEAR], DK Which Year	9997. Before [P2YEAR], DK Exact Year
--------------------------------------	----------------------------------------------------	--------------------------------------------

CHECK: Please enter a date in or before ^MONTH (CURRENTDATE) ^YEAR (CURRENTDATE).

↓ C12CKPT

(WEB) C11M, C11Y. In what month and year did you start living with your FIRST partner in a marriage-like relationship?

Month or Season
  Year
 CHECK: Please enter a date in or before ^MONTH (CURRENTDATE) ^YEAR (CURRENTDATE).

C11AM, C11AY

(CATI) C11AM. First marriage: [C11M C11Y]

[C11MCKPT=1: Last time we talked you told us you first started living with your first partner in [Preload.FirstPartMo] [Preload. FirstPartYr], in / All Others: In] what month and year did you stop living with your first partner (in a marriage-like relationship)?

- ENTER Month or Season (Enter Year at next screen)
- PROBE DK month: Do you know what season it was?
- If R says date started living with first partner is incorrect, PROBE: I'm sorry, we can fix that after I enter the date you stopped living with your first partner
- If R says never lived with a partner before, ENTER [97]
- IF NEEDED: I understand that it may be difficult for you to answer these questions, but please do your best.

1. January	2. February	3. March	4. April	5. May	6. June
7. July	8. August	9. September	10. October	11. November	12. December
21. Winter (Dec-Feb)	22. Spring (Mar-May)	23. Summer (Jun-Aug)	24. Fall (Sep-Nov)		
97 (SP_0A). I have never lived with a partner before					

GO TO C11AY

GO TO C12CKPT

C11AY. First marriage: [C11M C11Y]

[(C11MCKPT=1: Last time we talked you told us you first started living with your first partner in [Preload.FirstPartMo] [Preload.FirstPartYr], in / All Others: In] what month and year did you stop living with your first partner (in a marriage-like relationship?)

[C11MA], \_ \_ \_ \_

- ENTER Year
- If necessary: What would be your best estimate?
- IF NEEDED: I understand that it may be difficult for you to answer these questions, but please do your best.

Enter 9996 [P2YEAR]-[CURRENTYEAR], DK which year  
 Enter 9997 Before [P2YEAR], DK exact year

[YRBRN+10 (2003)] -[CURRENTYEAR]	9996. [P2YEAR]- [CURRENTYEAR], DK Which Year	9997. Before [P2YEAR], DK Exact Year
-------------------------------------	----------------------------------------------------	--------------------------------------------

CHECK: Please enter a date in or before ^MONTH (CURRENTDATE) ^YEAR (CURRENTDATE).  
 SIGNAL: Please enter a date later than the date of R's first cohabitation with first partner.

↓ C8CKPT

(WEB) C11MA, C11MY. First marriage: [C11M C11Y]

[C11MCKPT=1: Last time we talked you told us you first started living with your FIRST partner in [Preload.FirstPartMo] [Preload. FirstPartYr], in / All Others: In] what month and year did you stop living with your FIRST partner in a marriage-like relationship?

If the date you first started living with a partner is incorrect, please enter the date you stopped living with your first partner and then click Next -- you will be able to give us the correct start date later.

Month or Season
  Year
 CHECK: Please enter a date in or before ^MONTH (CURRENTDATE) ^YEAR (CURRENTDATE).  
 CHECK: Please enter a date later than the date of when you first started living with your first partner.

97. (SP\_0a) I have never lived with a partner before

C11B. (CATI) IWER: Did R say that the date they started living with their [first](#) partner was incorrect?

(WEB) Do you need to correct the date you started living with your FIRST partner?

If you prefer not to enter this person's name, please enter a nickname or anything that will identify this person to you.

→ GO TO C12CKPT



C11C. (CATI) IWER: What is the correct date the R started living with their [first](#) partner (in a marriage like relationship)?

(WEB) In what month and year did you start living with your FIRST partner?

Date Started Living with First Partner

C12CKPT. CAI Checkpoint: Marital Status, Whether Living Together

<input type="text" value="1. Married (C1=Married)"/>	<input type="text" value="3. In Marriage-Like Relationship (C9=Yes)"/>	<input type="text" value="5. All Others"/>
GO TO C13		↓


C12. (CATI/WEB) Are you currently involved in a romantic relationship?

→ GO TO C14



Relationship Satisfaction Status


C13 is a component of [Relationship Satisfaction Status](#)

C13. (CATI)  [Page 18](#)

How satisfied are you with your (current) relationship in general?

Would you say completely satisfied, very satisfied, somewhat satisfied, not very satisfied, or not at all satisfied?

(WEB) How satisfied are you with your current relationship in general?

C14. (CATI)  [Page 19](#)

Which of the following best represents how you think of yourself? Would you say gay or lesbian, straight, that is, not gay or lesbian, bisexual, or do you use a different term?

(WEB) Which of the following best represents how you think of yourself?

CDS J21C

C15A. (CATI/WEB) What sex were you assigned at birth, on your original birth certificate?

CDS J21D modified

C15B. (CATI) What is your current gender?

- If needed, PROBE: Please select only one.

(WEB) What is your current gender?

Please select only one.

C17CKPT. CAI Checkpoint: Whether R Reported Sex Last Wave

<input type="text" value="1. Reported Sex Last Wave (PRELOAD.EVERSEX=YES &amp; (PRELOAD.FIRSTSEXYR=Response or PRELOAD.FIRSTSEXAGE=Response))"/>	<input type="text" value="5. All Others"/>
Assign C18 & C18M/C18Y/C18_AGE = PRELOAD; Then GO TO C20CKPT	

Sexual History

C18. (CATI) The next questions are about your sexual experiences. Have you ever had sexual intercourse? (Remember that all of your responses are kept confidential.)

(WEB) The next questions are about your sexual experiences. Have you ever had sexual intercourse?

→ GO TO C29CKPT



C18Y, C18M, C18\_AGE

(CATI) C18M. In what month and year, or at what age, did you have intercourse for the first time? (Remember that all of your responses are kept confidential.)

- SELECT Month (ENTER Year at next screen)
- Or PRESS [Enter] to record Age
- Whatever it means to you IS allowed
- PROBE DK month: Do you know what season it was?

	<input type="text" value="[Enter]"/>	<input type="text" value="1. January"/>	<input type="text" value="2. February"/>	<input type="text" value="3. March"/>	<input type="text" value="4. April"/>	<input type="text" value="5. May"/>	<input type="text" value="6. June"/>
GO TO	<input type="text" value="7. July"/>	<input type="text" value="8. August"/>	<input type="text" value="9. September"/>	<input type="text" value="10. October"/>	<input type="text" value="11. November"/>	<input type="text" value="12. December"/>	
C18_AGE	<input type="text" value="21. Winter (Dec-Feb)"/>	<input type="text" value="22. Spring (Mar-May)"/>	<input type="text" value="23. Summer (Jun-Aug)"/>	<input type="text" value="24. Fall (Sep-Nov)"/>	<input type="text" value="DK/RF"/>		



C18Y. (In what year did you have sexual intercourse for the first time? Remember that all of your responses are kept confidential.)

[C18M], \_ \_ \_ \_

- ENTER Year
- If R reports an age, GO BACK to C18M and PRESS [Delete] - then PRESS [Enter] to record Age
- Whatever it means to you IS allowed

YRBRN+10 (2003) - [CURRENTYEAR]	9996. [P2YEAR]- [CURRENTYEAR], DK Which Year	9997. Before [P2YEAR], DK Exact Year	DK/RF	CHECK: Please enter a date in or before ^MONTH (CURRENTDATE) ^YEAR (CURRENTDATE).
------------------------------------	----------------------------------------------------	--------------------------------------------	-------	-----------------------------------------------------------------------------------------

GO TO C20



C18\_AGE. ([C18Y=DK/RF: Could you tell me how old you were / ALL OTHERS: How old were you] when you had sexual intercourse for the first time? Remember that all of your responses are kept confidential)

- ENTER Age at which R had sexual intercourse for the first time
- Whatever it means to you IS allowed

CHECK: Please enter an age from 10 to [RAGE-CURRENT AGE].  
 SIGNAL C18\_AGE= 5-9: IWER: You entered that R first had sexual intercourse at age [C18\_AGE]. If this is correct, select SUPPRESS to continue. If this is not correct, select CLOSE and correct C18\_AGE.

↓ C20

(WEB) C18Y, C18M, C18\_AGE. When did you have sexual intercourse for the first time?

default version

Month or Season  Year

CHECK: Please enter a date in or before ^MONTH (CURRENTDATE) ^YEAR (CURRENTDATE).

alternate version

Age

CHECK: Please enter an age from 10 to [RAGE-CURRENT AGE].

C20CKPT. CAI Checkpoint: Whether New R, or Returning R & Eligible for Dependent Interviewing

Returning Respondent (PRELOAD.TATYPE=2005-2021)		3. New Respondent (PRELOAD.TATYPE=9995)
1. Eligible for Dep IWing (Preload.FirstSexPrev=Response)	2. Not Eligible for Dep IWing (Preload.FirstSexPrev=DK/RF/NA, EMPTY)	
Assign C20=Preload; Then GO TO C21CKPT (C20=YES) or C22 (C20=NO)		

↓

C20. (CATI)

[C17CKPT =1: The next questions are about your sexual experiences. Think back to the very first time you had sexual intercourse]. Did you or your partner use any methods to prevent pregnancy or sexually transmitted disease (the first time)? (Please look at page 20 of your booklet for some examples of methods, before answering "yes" or "no.")

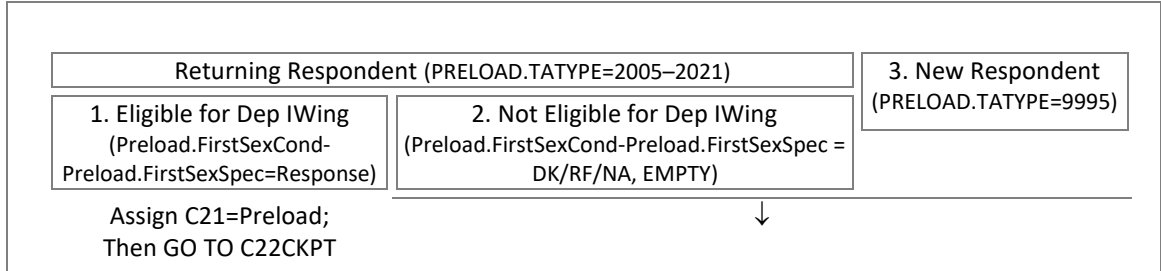
- If needed: Remember that all of your responses are kept confidential

(WEB) [C17CKPT =1: The next questions are about your sexual experiences. Please remember that all of your responses are confidential. Think back to the VERY FIRST TIME you had sexual intercourse]. Did you or your partner use any methods to prevent pregnancy or sexually transmitted disease the first time?

→ GO TO C22



C21CKPT. CAI Checkpoint: Whether New R or Returning R Eligible for Dependent Iwing



PSID OS58A modified

C21. (CATI) Page 20

(For this next question, look at page 20 of your booklet and just tell me the letters that correspond to your responses.) That first time, what methods did you and your partner use to prevent pregnancy or sexually transmitted disease? [*R=FEMALE*: Remember to include methods that men use, such as condoms, vasectomy, and withdrawal.]

- ENTER all that apply
- Verify R’s answers (e.g. “B as in Boy”)
- PROBE: Any others?
- READ list if needed or R is not using the Response Booklet, pausing after each option to allow R to respond

97 (SP_0a) None	
1. Condom or female condom (A)	2. Withdrawal (pulling out) (B)
3. Fertility awareness based methods (Rhythm) (C)	4. Spermicide (foam, gel, jelly, cream, sponge or suppositories) (D)
5. Diaphragm (with or without gel) (E)	6. IUD (intrauterine device) (F)
7. Emergency contraception (Morning after pill, Plan B) (G)	8. Birth control pills (H)
9. Depo-Provera or injectables (J)	10. Norplant or implant (K)
11. Patch (Ortho Evra) or ring (Nuvaring) (L)	12. Cap (Femcap) or shield (Lea's shield) (M)
13. Vasectomy or tubal ligation (N)	14. Other-specify (P) (C21SPEC. Specify (String 100))

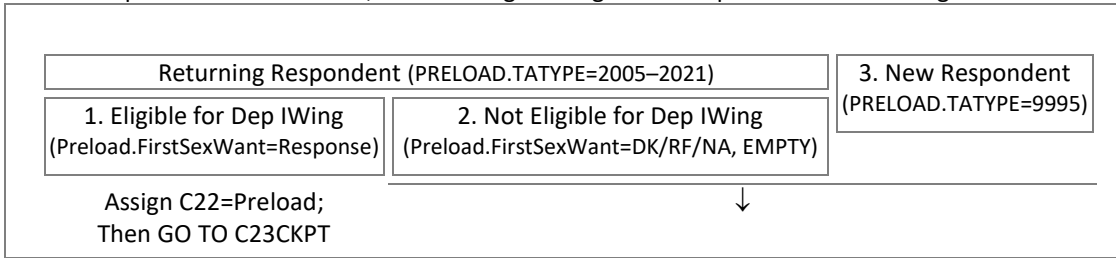
(WEB) That first time, what methods did you and your partner use to prevent pregnancy or sexually transmitted disease?

[*R=FEMALE*: Remember to include methods that men use, such as condoms, vasectomy, and withdrawal.]

Please select all that apply.

97. (SP_0a) None	
1. Condom or female condom	2. Withdrawal (pulling out)
3. Fertility awareness based methods (Rhythm)	4. Spermicide (foam, gel, jelly, cream, sponge or suppositories)
5. Diaphragm (with or without gel)	6. IUD (intrauterine device)
7. Emergency contraception (Morning after pill, Plan B)	8. Birth control pills
9. Depo-Provera or injectables	10. Norplant or implant
11. Patch (Ortho Evra) or ring (Nuvaring)	12. Cap (Femcap) or shield (Lea's shield)
13. Vasectomy or tubal ligation	14. Other – Please specify: (C21SPEC (String 100))

C22CKPT. CAI Checkpoint: Whether New R, or Returning R & Eligible for Dependent Interviewing



C22. (CATI) Page 21

(For this question, look at page 21 of your booklet and just tell me the letter that corresponds to your response.)

Which would you say comes closest to describing how much you wanted that first sexual intercourse to happen?

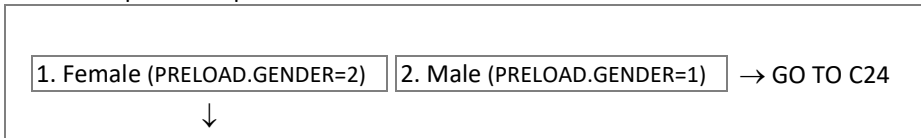
- READ list if needed or R is not using the Response Booklet, pausing after each option to allow R to respond
- Verify R’s answers (e.g. “B as in Boy”)

1. I really didn't want it to happen at the time (A)
2. I had mixed feelings - part of me wanted it to happen at the time and part of me didn't (B)
3. I really wanted it to happen at the time (C)

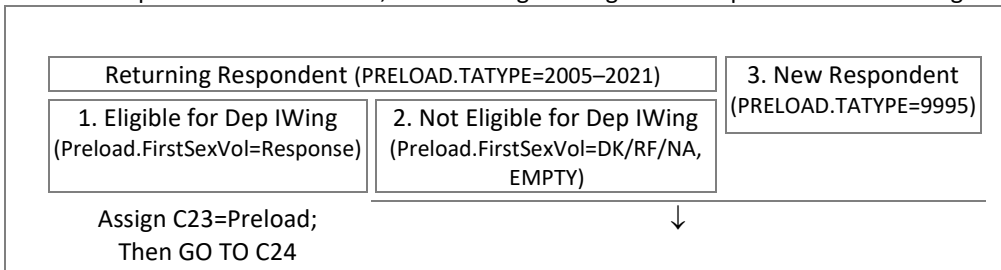
(WEB) Which would you say comes closest to describing how much you wanted that first sexual intercourse to happen?

1. I really didn't want it to happen at the time
2. I had mixed feelings - part of me wanted it to happen at the time and part of me didn't
3. I really wanted it to happen at the time

C23CKPT. CAI Checkpoint: Respondent Gender



C23CKPT2. CAI Checkpoint: Whether New R, or Returning R & Eligible for Dependent Interviewing



C23. (CATI/WEB) Would you say then that this first sexual intercourse was voluntary or not voluntary, that is, did you choose to have sex of your own free will or not?

1. Voluntary	5. Not voluntary
--------------	------------------

C24. (CATI/WEB) Have you had sexual intercourse more than once?

1. Yes	5. No	7. Never had sexual intercourse
↓ GO TO C27CKPT		



C25. (CATI) How many partners have you EVER had sexual intercourse with? This includes any person you had sexual intercourse with, even if it was only once, or if you did not know him or her well.

1 – 997

(WEB) How many partners have you EVER had intercourse with?

*This includes any person you had intercourse with, even if it was only once, or if you did not know him or her well.*

1 – 997 Number of Partners CHECK: *Based on your previous response, "0" is not allowed.*

C26. (CATI) About how many times have you had sexual intercourse in the past four weeks?

1 – 996 997. (SP\_0a) None in the past 4 weeks CHECK: *"0" not allowed.*

(WEB) About how many times have you had sexual intercourse in the past four weeks?


1 – 996 Times CHECK: *"0" is not allowed.*

997. (SP\_0a) None in the past 4 weeks

C27CKPT. CAI Checkpoint: Whether R Reported Sex in Past 4 Weeks

1. Sex in Past 4 Weeks (C24=1 & C26=1-996, DK/RF/NA)	5. All Others → GO TO C29CKPT
↓	

PSID OS70B modified

C28. (CATI)  Page 22

The next questions are about using birth control to prevent pregnancy or sexually transmitted disease in the past 4 weeks. (For this next question, look at page 22 of your booklet and just tell me the letters that correspond to your responses.) Have you or your sexual partner used one of these methods of birth control in the past 4 weeks? Please tell me about all methods that were used. [*R=FEMALE*: Remember to include methods that men use, such as condoms, vasectomy, and withdrawal.]

- ENTER all that apply
- Verify R's answers (e.g. "B as in Boy")
- PROBE: Any others?
- READ list if needed or R is not using the Response Booklet, pausing after each option to allow R to respond

97. (SP\_0a) None

1. Condom or female condom (A)	2. Withdrawal (pulling out) (B)
3. Fertility awareness based methods (Rhythm) (C)	4. Spermicide (foam, gel, jelly, cream, sponge or suppositories) (D)
5. Diaphragm (with or without gel) (E)	6. IUD (intrauterine device) (F)
7. Emergency contraception (Morning after pill, Plan B) (G)	8. Birth control pills (H)
9. Depo-Provera or injectables (J)	10. Norplant or implant (K)
11. Patch (Ortho Evra) or ring (Nuvaring) (L)	12. Cap (Femcap) or shield (Lea's shield) (M)
13. Vasectomy or tubal ligation (N)	14. Other-specify (P) (C28SPEC. Specify (String 100))

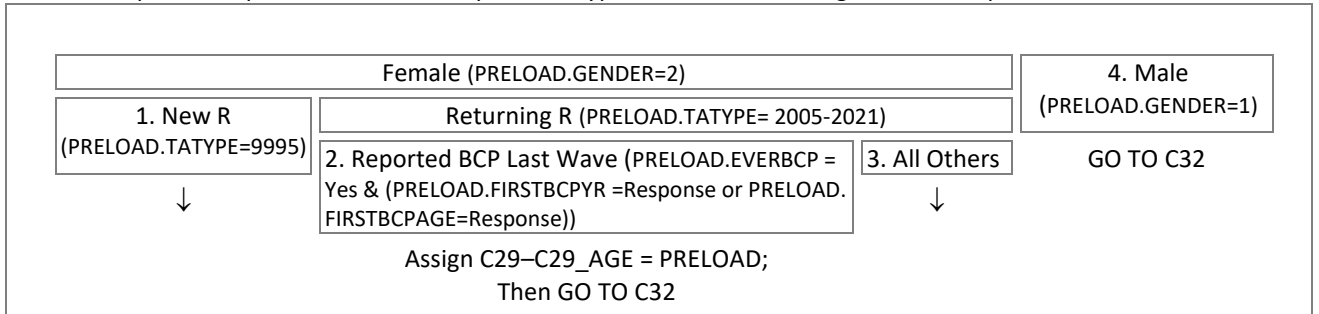
(WEB) Have you or your sexual partner used one of these methods of birth control to prevent pregnancy or sexually transmitted disease in the past 4 weeks? Please tell me about all methods that were used.

[R=FEMALE: Remember to include methods that men use, such as condoms, vasectomy, and withdrawal.]

Please select all that apply.

97. (SP_0a) None	
1. Condom or female condom	2. Withdrawal (pulling out)
3. Fertility awareness based methods (Rhythm)	4. Spermicide (foam, gel, jelly, cream, sponge or suppositories)
5. Diaphragm (with or without gel)	6. IUD (intrauterine device)
7. Emergency contraception (Morning after pill, Plan B)	8. Birth control pills
9. Depo-Provera or injectables	10. Norplant or implant
11. Patch (Ortho Evra) or ring (Nuvaring)	12. Cap (Femcap) or shield (Lea's shield)
13. Vasectomy or tubal ligation	14. Other – Please specify: (C28SPEC (String 100))

C29CKPT. CAI Checkpoint: Respondent Gender; Respondent Type; Whether Returning Female R Reported BCP Last Wave



C29. (CATI) Have you ever taken birth control pills regularly for at least one monthly cycle?

(WEB) Have you ever taken birth control pills REGULARLY for at least one monthly cycle?

1. Yes 5. No → GO TO C32



C29Y, C29M, C29\_AGE

(CATI) C29M. In what month and year, or at what age, did you first take birth control pills regularly for the first time (for at least one monthly cycle)?

- SELECT Month
- Or PRESS [Enter] to record Age
- Whatever it means to you IS allowed
- PROBE DK month: Do you know what season it was?

[Enter]	1. January	2. February	3. March	4. April	5. May	6. June
GO TO	7. July	8. August	9. September	10. October	11. November	12. December
C29_AGE	21. Winter (Dec-Feb)	22. Spring (Mar-May)	23. Summer (Jun-Aug)	24. Fall (Sep-Nov)	DK/RF	



C29Y. (In what year did you start taking birth control pills for the first time (for at least one monthly cycle)?)

[C29M], \_\_\_\_

- ENTER Year
- If R reports an age, GO BACK to C29M and PRESS [Delete] - then PRESS [Enter] to record Age
- Whatever it means to you IS allowed

[YRBRN+10 (2003)] – [CURRENTYEAR]	9996. [P2YEAR]- [CURRENTYEAR], DK Which Year	9997. Before [P2YEAR], DK Exact Year	DK/RF	<i>CHECK: Please enter a date in or before ^MONTH (CURRENTDATE) ^YEAR (CURRENTDATE).</i>
-----------------------------------------	----------------------------------------------------	--------------------------------------------	-------	------------------------------------------------------------------------------------------

GO TO C32



C29\_AGE. ([C29Y=DK/RF: Could you tell me how old you were /ALL OTHERS: How old were you] when you started taking birth control pills regularly (for at least one monthly cycle) for the first time?)

- ENTER Age at which R started taking birth control pills for the first time (for at least one monthly cycle)

*CHECK: Please enter an age from 10 to [RAGE-CURRENT AGE].*  
*SIGNAL C29\_AGE= 10 -9: IWER: You entered that R first regularly took birth control pills at age [C29\_AGE]. If this is correct, select SUPPRESS to continue. If this is not correct, select CLOSE and correct C29\_AGE.*

↓ C32

(WEB) C29Y, C29M, C29\_AGE. When did you start taking birth control pills, for at least one monthly cycle, for the FIRST time?

*default version*

Month or Season  Year

*CHECK: Please enter a date in or before ^MONTH (CURRENTDATE) ^YEAR (CURRENTDATE).*

*alternate version*

Age

*CHECK: Please enter an age from 10 to [RAGE-CURRENT AGE].*

C32. (CATI) [Returning R (TATYPE=2005 -2021): Since we last spoke with you (in [LASTIWMO] [LASTIWYR]), have you / ALL OTHERS: Have you ever] been forced to have any type of sex against your will?

- If needed: Remember that all of your responses are kept confidential
- Whatever it means to you IS allowed

(WEB) [Returning R (TATYPE=2005 -2021): Since we last spoke with you in [LASTIWMO] [LASTIWYR], have you /ALL OTHERS: Have you ever] been forced to have any type of sex against your will?

All responses are confidential.

→ GO TO C37



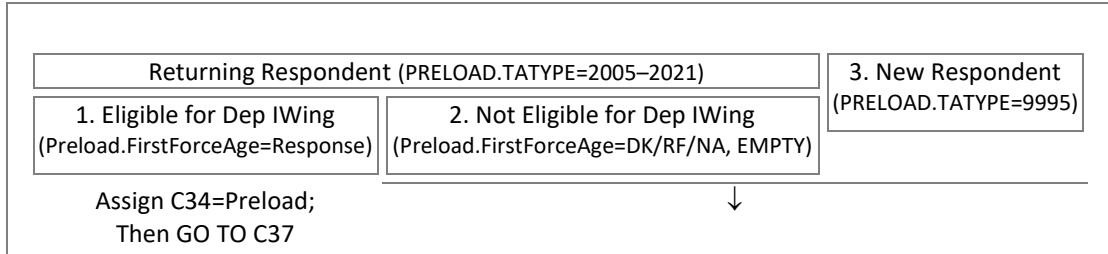
C33. (CATI) How many times [Returning R (TATYPE=2005 -2021): since [LASTIWMO] [LASTIWYR], (have you been forced to have any type of sex against your will)?

- If needed: Remember that all of your responses are kept confidential
- Whatever it means to you IS allowed

(WEB) How many times [Returning R (TATYPE=2005–2021): since [LASTIWMO] [LASTIWYR], have you been forced to have any type of sex against your will?

Number of Times CHECK: *Based on your previous response, “0” is not allowed.*

C34CKPT. CAI Checkpoint: Whether New R, or Returning R & Eligible for Dependent Interviewing




C34. (CATI) How old were you the first time (you were forced to have any type of sex against your will)?

- **If needed:** Remember that all of your responses are kept confidential
- **Whatever it means to you IS allowed**

CHECK: *Please enter an age from 1 to [RAGE-CURRENT AGE].*

(WEB) How old were you the first time you were forced to have any type of sex against your will?


Age CHECK: *Please enter an age from 1 to [RAGE-CURRENT AGE].*

C37. (CATI)  Page 23

(For these next questions, look at page 23 of your booklet and just tell me the letter that corresponds to your response.) Have you ever gone to see a doctor or nurse because you thought you might have a sexually transmitted disease or HIV?

- **READ list if needed or R is not using the Response Booklet, pausing after each option to allow R to respond**
- **Verify R’s answers (e.g. “B as in Boy”)**

(WEB) Have you ever GONE TO SEE a doctor or nurse because you thought you might have a sexually transmitted disease or HIV?


C38. (CATI)  Page 23

(Look at page 23 of your booklet and just tell me the letter that corresponds to your response.)

Have you ever been tested for any sexually transmitted diseases or HIV?

- **READ list if needed or R is not using the Response Booklet, pausing after each option to allow R to respond**
- **Verify R’s answers (e.g. “B as in Boy”)**

(WEB) Have you ever BEEN TESTED for any sexually transmitted diseases or HIV?

C39. (CATI)  Page 23

(Look at page 23 of your booklet and just tell me the letter that corresponds to your response.)

Have you ever been told by a doctor or nurse that you had a sexually transmitted disease or HIV?

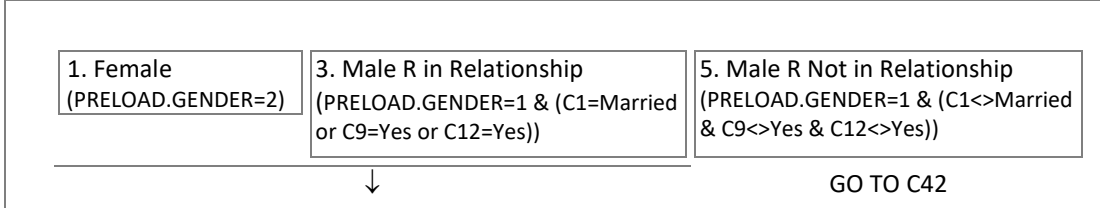
- **READ list if needed or R is not using the Response Booklet, pausing after each option to allow R to respond**
- **Verify R’s answers (e.g. “B as in Boy”)**

(WEB) Have you ever BEEN TOLD by a doctor or nurse that you had a sexually transmitted disease or HIV?

1. Yes, a sexually transmitted disease	2. Yes, HIV	3. Yes, both	5. No, neither
----------------------------------------	-------------	--------------	----------------

Pregnancy and Birth History

C40CKPT. CAI Checkpoint: Whether R is Female, or Male R is Currently Married, Living with a Partner or in a Relationship



C40. (CATI/WEB) The next section is about your experience with childbearing and pregnancy. [R=MALE: Is your current [C1 =MARRIED: spouse / C9, C12=YES: partner] pregnant at this time / R=FEMALE: Are you currently pregnant?]

1. Yes	5. No	→ GO TO C42
--------	-------	-------------



C41. (CATI) Page 24

What [R=MALE: does your [C1 =MARRIED: spouse / C9, C12=YES: partner] / R=FEMALE: do you] plan to do about the pregnancy? (Look at page 24 of your booklet and just tell me the letter that corresponds to your response.)

- Verify R’s answers (e.g. “B as in Boy”)

1. Keep the baby (A)	2. Put the baby up for adoption (B)
3. Give the baby to a relative to raise (C)	4. Have an abortion (D)

(WEB) What [R=MALE: does your [C1 =MARRIED: spouse / C9, C12=YES: partner] / R=FEMALE: do you] plan to do about the pregnancy?

1. Keep the baby	2. Put the baby up for adoption
3. Give the baby to a relative to raise	4. Have an abortion

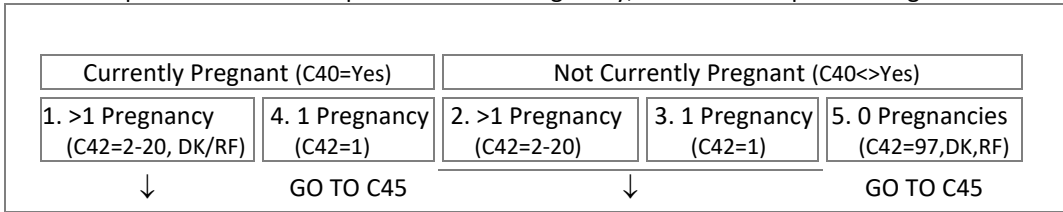
C42. (CATI) [R=MALE & C40=YES: Including this current pregnancy, how / R=FEMALE & C40=YES: Including your current pregnancy, how] / ALL OTHERS: How] many times have you [R=MALE: gotten anyone pregnant / R=FEMALE: been pregnant] [Returning R (TATYPE=2005 –2021): since we last spoke with you (in [LASTIWMO] [LASTIWYR]) / New R (TATYPE=9995): in your life]?

1 – 96	SIGNAL C42>20: IWER: You entered that R has [R=MALE: gotten someone pregnant / R=FEMALE: been pregnant] [C42] times. If this is correct, select SUPPRESS to continue. If this is not correct, select CLOSE and correct C42.
97. (SP_0a) Never	CHECK: “0” not allowed

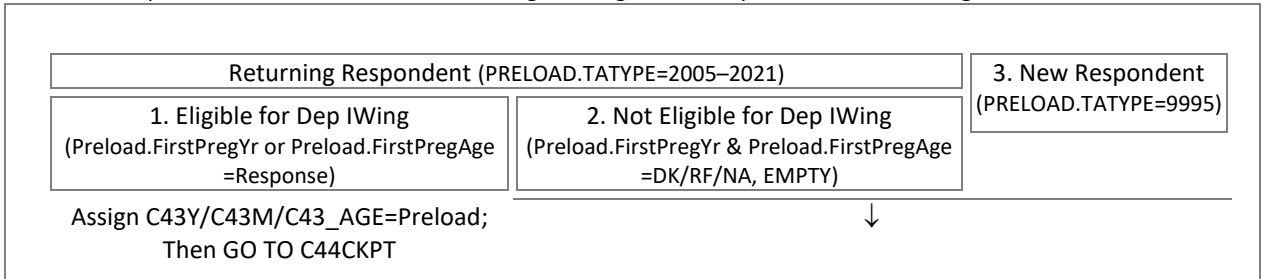
(WEB) [R=MALE & C40=YES: INCLUDING this current pregnancy, how / R=FEMALE & C40=YES: INCLUDING your current pregnancy, how] / ALL OTHERS: How] many times have you [R=MALE: gotten anyone pregnant / R=FEMALE: been pregnant] [Returning R (TATYPE=2005 –2021): since we last spoke with you in [LASTIWMO] [LASTIWYR]/ New R (TATYPE=9995): in your life]?

1 – 96	Number of Times CHECK: “0” is not allowed
97. (SP_0a) Never	

C43CKPT: CAI Checkpoint: Whether R Reported Current Pregnancy; Number of Reported Pregnancies



C43MCKPT. CAI Checkpoint: Whether New R, or Returning R & Eligible for Dependent Interviewing



C43Y, C43M, C43\_AGE

(CATI) C43M. Now I'd like to ask some questions specifically about [R=MALE: >1 PREG: the first time you got someone pregnant / 1 PREG: that pregnancy] / R=FEMALE: your [>1 PREG: first] pregnancy]. In what month and year, or at what age, did [R=MALE: that / R=FEMALE: your] [>1 PREG: first] pregnancy end?

- SELECT Month
- Or PRESS [Enter] to record Age
- Whatever it means to you IS allowed
- PROBE DK month: Do you know what season it was?

[Enter]	1. January	2. February	3. March	4. April	5. May	6. June
GO TO	7. July	8. August	9. September	10. October	11. November	12. December
C43_AGE	21. Winter (Dec-Feb)	22. Spring (Mar-May)	23. Summer (Jun-Aug)	24. Fall (Sep-Nov)	DK/RF	



C43Y. (In what month and year, or at what age, did [R=MALE: that / R=FEMALE: your] [>1 PREG: first] pregnancy end?)

- ENTER Year
- If R reports an age, GO BACK to C43M and PRESS [Delete] - then PRESS [Enter] to record Age
- Whatever it means to you IS allowed

[YRBRN+10 (2003)] – [CURRENTYEAR]	9996. [P2YEAR]- [CURRENTYEAR], DK Which Year	9997. Before [P2YEAR], DK Exact Year	DK/RF	CHECK: Please enter a date in or before ^MONTH (CURRENTDATE) ^YEAR (CURRENTDATE).
-----------------------------------------	----------------------------------------------------	--------------------------------------------------	-------	-----------------------------------------------------------------------------------------

GO TO C44CKPT



C43\_AGE. ([C43Y=DK/RF: Could you tell me how old you were / ALL OTHERS: How old were you when] [R=MALE: that / R=FEMALE: your] [>1 PREG: first] pregnancy ended?)

- ENTER Age at which first pregnancy ended

10 – 30	CHECK: Please enter an age from 10 to [RAGE-CURRENT AGE]. SIGNAL C43_AGE= 5–9: IWER: You entered that R was age [C43_AGE] when the pregnancy ended. If this is correct, select SUPPRESS to continue. If this is not correct, select CLOSE and correct C43_AGE.
---------	-------------------------------------------------------------------------------------------------------------------------------------------------------------------------------------------------------------------------------------------------------------------

↓ C44

(WEB) C43Y, C43M, C43\_AGE. When did [R=MALE: that / R=FEMALE: your] [>1 PREG: FIRST] pregnancy end?  
 All responses are confidential.

default version

Select ▾ Month or Season    Select ▾ Year    To enter your age instead, click here.

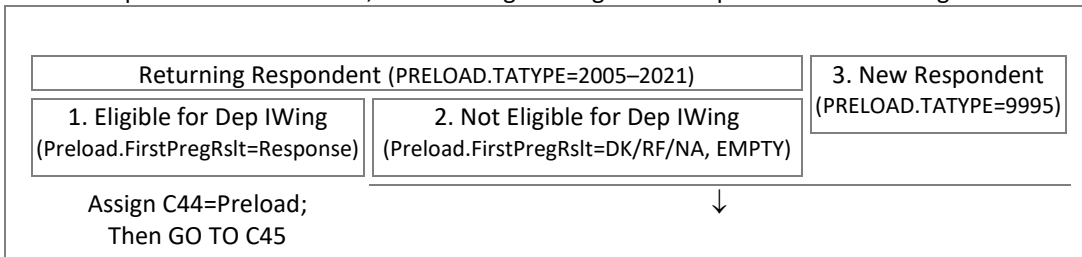
CHECK: Please enter a date in or before ^MONTH (CURRENTDATE) ^YEAR (CURRENTDATE).

alternate version

10-30 Age    To enter month and year instead, click here.

CHECK: Please enter an age from 10 to [RAGE-CURRENT AGE].

C44CKPT. CAI Checkpoint: Whether New R, or Returning R & Eligible for Dependent Interviewing



C44. (CATI) Page 25

What was the outcome of [R=MALE: that [>1 PREG: first] / R=FEMALE: your [>1 PREG: first]] pregnancy? (Look at page 25 of your booklet and just tell me the letter that corresponds to your response.)

- IF more than one pregnancy, ask about the first pregnancy
- Verify R's answers (e.g. "B as in Boy")

1. Kept the baby (A)

2. Put the baby up for adoption (B)

3. Gave the baby to a relative to raise (C)

4. Had an abortion (D)

5. Had a miscarriage (E)

(WEB) What was the outcome of [R=MALE: that [>1 PREG: FIRST] / R=FEMALE: your [>1 PREG: FIRST]] pregnancy?

1. Kept the baby

2. Put the baby up for adoption

3. Gave the baby to a relative to raise

4. Had an abortion

5. Had a miscarriage

C45. (CATI) How many biological, adopted or step-children do you have?

- ENTER [0] for "None"

0; DK/RF → GO TO C47    1-97    SIGNAL C45>12: IWER: You entered that R has [C45] children. If this is correct, select SUPPRESS to continue. If this is not correct, select CLOSE and correct C45.

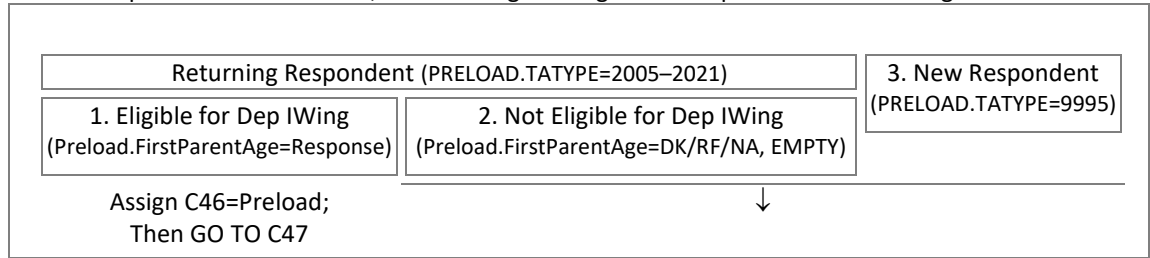
↓

(WEB) How many biological, adopted or step-children do you have?

0; NA → GO TO C47    1-97    Number of Children

↓

## C46CKPT. CAI Checkpoint: Whether New R, or Returning R &amp; Eligible for Dependent Interviewing



C46. (CATI) How old were you when you first became a parent or step-parent?

- Do not include caring for younger siblings

CHECK: Please enter an age from 10 to [RAGE-CURRENT AGE].

(WEB) How old were you when you first became a parent or step-parent?

Please do not include caring for younger siblings.

Age CHECK: Please enter an age from 10 to [RAGE-CURRENT AGE].

PSID OS64

C47. (CATI) Looking to the future, do you yourself want [C45=0: a / ALL OTHERS: another] [R=FEMALE: baby / R=MALE: child] at some time or are you unable to have [C45=0: null / ALL OTHERS: more] children?

<input type="text" value="1. Yes"/>	<input type="text" value="5. No"/>	<input type="text" value="7. Unable to have C45=0: null / ALL OTHERS: more] children"/>	<input type="text" value="DK/RF"/>
-------------------------------------	------------------------------------	-----------------------------------------------------------------------------------------	------------------------------------

GO TO C49

↓ C48

(WEB) Looking to the future, do you yourself want [C45=0: a / ALL OTHERS: another] [R=FEMALE: baby / R=MALE: child] at some time or are you unable to have [C45=0: null / ALL OTHERS: more] children?

<input type="text" value="1. Yes"/>	<input type="text" value="5. No"/>	<input type="text" value="7. I am unable to have C45=0: null / ALL OTHERS: more] children"/>	<input type="text" value="NA"/>
-------------------------------------	------------------------------------	----------------------------------------------------------------------------------------------	---------------------------------

GO TO C49

↓

PSID OS65

C48. (CATI) Do you think you probably want or probably do not want to have [C45=0: a / C45 <>0: another] [R=FEMALE: baby / R=MALE: child] at some time in the future?

- If R insists: Don't know/not sure

(WEB) Do you think you probably want or probably do not want to have [C45=0: a / C45 <>0: another] [R=FEMALE: baby / R=MALE: child] at some time in the future?

C49. (CATI) If you could have just the number you want, what number of children would you have when your family is completed?

- ENTER [0] for "None"

→ GO TO SECTION D

↓ C50

(WEB) If you could have just the number you want, what number of children would you have when your family is completed?

→ GO TO SECTION D  Child(ren)

↓



C50. (CATI) If you could not have exactly [C49], would you rather have [C49 - 1] or [C49 + 1] children?

0; DK/RF → GO TO SECTION D  [C49-1]; [C49+1] CHECK: ENTER [C49 - 1] or [C49 + 1].

↓ C51

(WEB) If you could not have exactly [C49], would you rather have [C49 - 1] or [C49 + 1] children?

0; NA → GO TO SECTION D  [C49-1]; [C49+1] Child(ren) CHECK: Please enter [C49 - 1] or [C49 + 1].

↓

C51. (CATI) And if you could not have exactly [C50], would you rather have [C50 - [C50=C49 - 1: 1 / C50=C49 + 1: 2]] or [C50 + [C50=C49 - 1: 2 / C50=C49 + 1: 1]] children?

0; C50-[1/2]; C50 +[2/1]; DK/RF CHECK: ENTER [C50 - 1/2] or [C50 + 2/1].

(WEB) And if you could not have exactly [C50], would you rather have [C50 - [C50=C49 - 1: 1 / C50=C49 + 1: 2]] or [C50 + [C50=C49 - 1: 2 / C50=C49 + 1: 1]] children?

0; [C50 - 1/2]; [C50 + 2/1]; NA Child(ren) CHECK: Please enter [C50 - 1/2] or [C50 + 2/1].

END SECTION\_C

Section D: Employment, Military Service, and Time Use  
[TOC](#)

SecD\_Start. Whether section started flag.

1. Yes

SecDDone. After a mode switch, flags whether section completed.

1. Yes

SecDLock. After a mode switch, flags whether section locked.

1. Yes

SecDMode. Whether interview completed in WEB or CATI flag.

1. SELF/WEB 2. IWER/CATI

**SECTION\_D**

Employment Status

PSID BCDE1

D1. (CATI ONLY) Now we have some questions about employment. We would like to know about what you do – are you working now, looking for work, keeping house, a student, or what?

- ENTER all that apply
- PROBE: Any others?
- If R is currently in the military, ENTER [1]
- If R says “Unemployed/Not working”, PROBE: Are you looking for work?
  - If unemployed/not working and looking for work, ENTER [3]
  - If unemployed/not working and not looking for work, ENTER [6]

1. Working now, including serving in the military	2. Only temporarily laid off or on sick or maternity leave	3. Looking for work, unemployed	4. Retired
GO TO D4CKPT1		5. Permanently or temporarily disabled	
CHECK: You cannot select "Working now" OR "Only temporarily laid off" in combination with "Looking for work, unemployed"		6. Keeping house	7. A student
		8. Other-specify (D1SPEC. Specify (String 100))	
GO TO D2			

D1\_. (WEB ONLY) Now some questions about what you do. Are you:

*Please select all that apply.*

*If you are employed and currently working, please select “Working now, including serving in the military”.*

*If you are employed but currently on maternity or sick leave, or laid off for any reason, please select “Employed, but temporarily laid off or furloughed, or on sick or maternity leave”.*

*If you are unemployed, please tell us whether you are looking for work or not looking for work.*

1. (SP_0a) Working now, including serving in the military	3. (SP_0c) Unemployed and looking for work
2. (SP_0b) Employed, but temporarily laid off or on sick or maternity leave	9. (SP_0d) Unemployed and not looking for work
GO TO D4CKPT1	
4. Retired	5. Permanently or temporarily disabled
6. Keeping house	7. A student
8. Other – Please specify: (D1SPECW. String 100)	
GO TO D2	

NOTE: Codes 9 and 6 combined into code 6 post-processing

PSID BCDE3

D2. (CATI/WEB) Are you doing any work for money now?

1. Yes → GO TO D4CKPT1    5. No



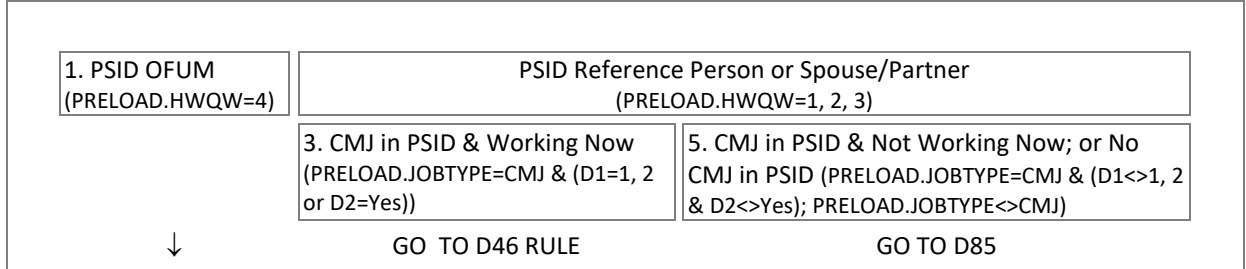
PSID BCDE3A

D3. (CATI/WEB) Have you done any work for money since January 1, [P2YEAR]? Please include any type of work, no matter how small.

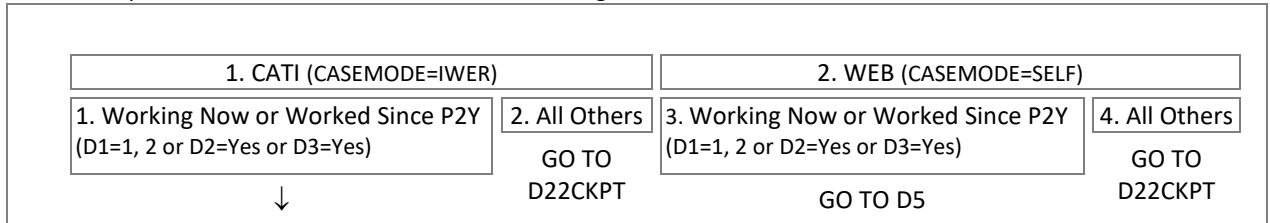
1. Yes    5. No



D4CKPT1. CAI Checkpoint: Whether R is PSID OFUM, or PSID Reference Person or Spouse/Partner & Reported CMJ in PSID



D4CKPT2. CAI Checkpoint: Mode of Interview; Whether Working Now or Worked Since 1/1/P2YEAR



**SECTION\_D.D5\_D6B[1-10] [1-10]=Which employer**

PSID EMPLOYER modified

D5. (CATI) [EMPLOYMENT TIMELINE]

Employment [P2YEAR] – [CYEAR]		
Employer Name	Start Date	End Date
[EMPNAME]	p2y-cy: [mmm-YYYY]	Present
	p2y-cy: [season-YYYY]	p2y-cy: [mmm-YYYY]
	p2y-cy: [DK-YYYY]	p2y-cy: [season-YYYY]
	p2y-cydk: [DK(P2Y-CY)]	p2y-cy: [DK-YYYY]
	<p2y: [YYYY]	p2y-cydk: [DK(P2Y-CY)]
	<p2ydk: DK(Before YYYY)	

These next questions are about all of the work for money that you have done since January 1, [P2YEAR]. Please include self-employment and any other kind of work that you have done for pay. What is the name of [D5\_d6b[1] & WORKING NOW: your CURRENT / EMPLOYMENT[1] & WORKED SINCE P2YEAR: your MOST RECENT / EMPLOYMENT[ 3..10]: that] employer?

- **If necessary:** This information will help us to process employment information you gave us. The name itself will never be released as part of the data from the study.
- **If R has more than one employer, PROBE:** You will be able to give us information about each employer as we go on
- **If no employer name is given, ASK for job title or anything that can help identify the job.**
- **Ctrl-D and Ctrl-R not allowed; For DK/RF type [DK] or [RF]**

(WEB) [EMPLOYMENT TIMELINE]

Employment [P2YEAR] – [CYEAR]		
Employer Name	Start Date	End Date
[EMPNAME]	p2y-cy: [mmm-YYYY]	Present
	p2y-cy: [season-YYYY]	p2y-cy: [mmm-YYYY]
	p2y-cy: [DK-YYYY]	p2y-cy: [season-YYYY]
	p2y-cydk: [DK(P2Y-CY)]	p2y-cy: [DK-YYYY]
	<p2y: [YYYY]	p2y-cydk: [DK(P2Y-CY)]
	<p2ydk: DK(Before YYYY)	

[EMPLOYMENT[1]: The calendar at the top of the screen will highlight each employer reported and the dates of employment. The purpose of the calendar is to help you remember what you have reported and may not accurately reflect the exact time period actually worked for each employer. The calendar will appear on several of the following screens.]

These next questions are about all of the work for money that you have done since January 1, [P2YEAR]. Please include self-employment and any other kind of work that you have done for pay.

What is the name of [D5\_D6b[1] & WORKING NOW: your CURRENT / EMPLOYMENT[1] & WORKED SINCE P2YEAR: your MOST RECENT / EMPLOYMENT[2..10]: that] employer?

If you prefer not to enter the employer's name, please enter a nickname or anything that will identify this employer to you.

If you have more than one employer, you will be able to report each one separately

String 500

PSID EMPLOYSECTION[.SMONTHSEASON, EMPLOYSECTION[.SYEAR  
D6M, D6D, D6Y

(CATI) D6Y. [EMPLOYMENT TIMELINE]

When did you start working for this employer?

- ENTER Year
- If necessary: What would be your best estimate?  
Enter 9996 [P2YEAR]-[CURRENTYEAR], DK which year  
Enter 9997 Before [P2YEAR], DK exact year

[P2YEAR- CYEAR]	[YRBRN+7(2000)] -[ P3YEAR]	9996. [P2YEAR]- [CURRENTYEAR], DK Which Year	9997. Before [P2YEAR], DK Exact Year
--------------------	-------------------------------	----------------------------------------------------	--------------------------------------------------

CHECK: Please enter a date in or before  
^MONTH (CURRENTDATE) ^YEAR (CURRENTDATE).

↓ GO TO D7

D6M. [EMPLOYMENT TIMELINE]

When did you start working for this employer?

- [JOB 2-10: IF R has worked for employer more than once: Please give me the start date previous to the one we just talked about.]
- ENTER Month or Season (Enter Year at next screen)
- PROBE DK month: Do you know what season it was?

Select ▾	1. January	5. May	9. September	21. Winter (Dec-Feb)	DK/RF
	2. February	6. June	10. October	22. Spring (Mar-May)	
	3. March	7. July	11. November	23. Summer (Jun-Aug)	
	4. April	8. August	12. December	24. Fall (Sep-Nov)	

↓ GO TO D7

D6D. [EMPLOYMENT TIMELINE]

(When did you start working for this employer?)

- ENTER Day or 3<sup>rd</sup> of the Month (Enter Year at next screen)
- PROBE DK day: Was it the beginning of the month, the middle, or the end (of the month)?

Select ▾	1 – 31
	41. Beginning of the month
	42. Middle of the month
	43. End of the month

(WEB) D6M, D6Y. [EMPLOYMENT TIMELINE]

When did you start working for this employer?

If you do not know the month, please select the season.

If you do not know the day, please select the part of the month.

[YRBRN+15 (2008)]	Year
– [CYEAR]	

9996. [P2YEAR]-[CYEAR] but don't know which year (SP\_0B)

9997. Before [P2YEAR] but don't know exact year (SP\_0A)

Select ▾	Month or Season	For D6Y= P2YR-CYR only	1. January	5. May	9. September	21. Winter (Dec-Feb)
			2. February	6. June	10. October	22. Spring (Mar-May)
			3. March	7. July	11. November	23. Summer (Jun-Aug)
			4. April	8. August	12. December	24. Fall (Sep-Nov)

Select ▾	Day or Part of the Month	For D6Y= P2YR-CYR & D6M=1-12 only	1 – 31	41. Beginning of the month
				42. Middle of the month
				43. End of the month

CHECK: Please enter a date in or before ^MONTH (CURRENTDATE) ^YEAR (CURRENTDATE).

SIGNAL for SYEAR=NA: Please enter a YEAR so that you are asked the correct follow up questions. If you can't remember the exact year, please select "[P2YEAR]-[CYEAR] but don't know which year" or "Before [P2YEAR] but don't know exact year".

PSID EMPLOYSECTION[.].ISCURRENT

D7. (CATI) [EMPLOYMENT TIMELINE]

Is this a current job?

- If this job is seasonal - R intends to return but is not currently working at this job - ENTER [5].

<input type="checkbox"/> 1. Yes	→ GO TO D9	<input type="checkbox"/> 5. No	<input type="checkbox"/> DK/RF	CHECK: R is reporting a current job, but earlier at D2 R reported not working now for money. VERIFY current working status. GO BACK to edit D2 if needed.
				↓ D8M

(WEB) [EMPLOYMENT TIMELINE]

Is this a current job?

If this is a seasonal job but you are not CURRENTLY working at this job, please select No.

<input type="checkbox"/> 1. Yes	→ GO TO D9	<input type="checkbox"/> 5. No	<input type="checkbox"/> NA	
				↓

PSID EMPLOYSECTION[.].EMONTHSEASON, EMPLOYSECTION[.].EYEAR, EMONTH, EDAY  
 (CATI) D8Y. [EMPLOYMENT TIMELINE]

(When did you stop working for this employer?)

- ENTER Year
- If necessary: What would be your best estimate?

Enter 9996 [P2YEAR]-[CURRENTYEAR], DK which year

[P2YEAR] – [CURRENTYEAR]	9996. [P2YEAR]- [CURRENTYEAR], DK Which Year	DK/RF
-----------------------------	----------------------------------------------------	-------

CHECK: Please enter a date in or before ^MONTH (CURRENTDATE) ^YEAR (CURRENTDATE).

CHECK: Job year end cannot be earlier than job start date

↓ GO TO D9

D8M. [EMPLOYMENT TIMELINE]

(When did you stop working for this employer?)

- ENTER Month or Season (ENTER Year at next screen)
- PROBE DK month: Do you know what season it was?

Select ▾	1. January	5. May	9. September	21. Winter (Dec-Feb)	DK/RF
	2. February	6. June	10. October	22. Spring (Mar-May)	
	3. March	7. July	11. November	23. Summer (Jun-Aug)	
	4. April	8. August	12. December	24. Fall (Sep-Nov)	

↓ GO TO D9

D8D. [EMPLOYMENT TIMELINE]

(When did you stop working for this employer?)

- ENTER Day or 3<sup>rd</sup> of the Month (Enter Year at next screen)
- PROBE DK day: Was it the beginning of the month, the middle, or the end (of the month)?

Select ▾	1 – 31
	41. Beginning of the month
	42. Middle of the month
	43. End of the month

(WEB) D8M, D8Y. [EMPLOYMENT TIMELINE]

(When did you stop working for this employer?)

If you do not know the month, please select the season.

If you do not know the day, please select the part of the month.

Select ▾	Year	[P2YEAR] – [CYEAR]	9996. [P2YEAR]-[CYEAR] but don't know which year																
Select ▾	Month or Season	For D8Y=P2YR-CYR only	<table border="0"> <tr> <td>1. January</td> <td>5. May</td> <td>9. September</td> <td>21. Winter (Dec-Feb)</td> </tr> <tr> <td>2. February</td> <td>6. June</td> <td>10. October</td> <td>22. Spring (Mar-May)</td> </tr> <tr> <td>3. March</td> <td>7. July</td> <td>11. November</td> <td>23. Summer (Jun-Aug)</td> </tr> <tr> <td>4. April</td> <td>8. August</td> <td>12. December</td> <td>24. Fall (Sep-Nov)</td> </tr> </table>	1. January	5. May	9. September	21. Winter (Dec-Feb)	2. February	6. June	10. October	22. Spring (Mar-May)	3. March	7. July	11. November	23. Summer (Jun-Aug)	4. April	8. August	12. December	24. Fall (Sep-Nov)
1. January	5. May	9. September	21. Winter (Dec-Feb)																
2. February	6. June	10. October	22. Spring (Mar-May)																
3. March	7. July	11. November	23. Summer (Jun-Aug)																
4. April	8. August	12. December	24. Fall (Sep-Nov)																
Select ▾	Day or Part of the Month	For D8Y=P2YR-CYR & D8M=1-12 only	<table border="0"> <tr> <td>1 – 31</td> <td>41. Beginning of the month</td> </tr> <tr> <td></td> <td>42. Middle of the month</td> </tr> <tr> <td></td> <td>43. End of the month</td> </tr> </table>	1 – 31	41. Beginning of the month		42. Middle of the month		43. End of the month										
1 – 31	41. Beginning of the month																		
	42. Middle of the month																		
	43. End of the month																		

CHECK: Please enter a date in or before ^MONTH (CURRENTDATE) ^YEAR (CURRENTDATE). CHECK should not trigger if DAY=41-43

SIGNAL for EYEAR=NA: Please select a YEAR so that you are asked the correct follow up questions. If you can't remember the exact year, please select "[P2YEAR]-[CYEAR] but don't know which year".

WEB ASSIGNMENT Rule. Assignment of Missing Data (WEB)

D6Y =NA & D7<>Yes & D8Y=NA	Assign D6Y=9996 & assign D8Y=9996
D6Y =NA & D7<>Yes & D8Y =Response	Assign D6Y=D8Y
D6Y =NA & D7=Yes	Assign SYEAR=CYEAR & assign D8Y /D8M/D8D=Current date
D6Y =9996, 9997, <CYEAR & D7<>Yes & D8Y =NA	Assign D8Y =9996
D6Y =CYEAR & D7<>Yes & D8Y =NA	Assign D8Y =CYEAR
D6Y =Response & D7=Yes	Assign D8Y /D8M/D8D= Current date

PSID EMPLOYSECTION[.EMONTHSEASON, EMPLOYSECTION[.MOREEMP

D9. (CATI) [EMPLOYMENT TIMELINE]

Is there any other work for money that you have done for the past two years, from January 1, [P2YEAR] through the present? Please include self-employment and any other kind of work that you have done for pay.

(WEB) [EMPLOYMENT TIMELINE]

Is there any other work for money that you have done for the past two years, from January 1, [P2YEAR] through the present?

Please include self-employment and any other kind of work that you have done for pay.

1. Yes → Repeat D5-D9; MAX=10;  5. No

Then GO TO D9ACKPT



SYEAR (DK/RF not allowed)	CURREMP	EYEAR (DK/RF not allowed)	P2YEAR Job?	PYEAR Job?	CYEAR Job?	Current Job?
<P2YEAR, 9997	Yes	not asked (assign CYEAR)	Y	Y	Y	Y
9996	Yes	not asked (assign CYEAR)	Y	Y	Y	Y
P2YEAR	Yes	not asked (assign CYEAR)	Y	Y	Y	Y
PYEAR	Yes	not asked (assign CYEAR)	N	Y	Y	Y
CYEAR	Yes	not asked (assign CYEAR)	N	N	Y	Y
NA (assign CYEAR)	Yes	not asked (assign CYEAR)	N	N	Y	Y WEB ONLY
<P2YEAR, 9997	No, NA	NA (assign 9996)	Y	Y	Y	N WEB ONLY
9996	No, NA	NA (assign 9996)	Y	Y	Y	N WEB ONLY
P2YEAR	No, NA	NA (assign 9996)	Y	Y	Y	N WEB ONLY
PYEAR	No, NA	NA (assign 9996)	N	Y	Y	N WEB ONLY
CYEAR	No, NA	NA (assign CYEAR)	N	N	Y	N WEB ONLY
NA (assign 9996)	No, NA	NA (assign 9996)	Y	Y	Y	N WEB ONLY
<P2YEAR, 9997	No, DK/RF, NA	9996	Y	Y	Y	N
9996	No, DK/RF, NA	9996	Y	Y	Y	N
P2YEAR	No, DK/RF, NA	9996	Y	Y	Y	N
PYEAR	No, DK/RF, NA	9996	N	Y	Y	N
CYEAR	No, DK/RF, NA	9996	N	N	Y	N
NA (assign EYEAR)	No, NA	9996	Y	Y	Y	N WEB ONLY
<P2YEAR, 9997	No, DK/RF, NA	CYEAR	Y	Y	Y	N
9996	No, DK/RF, NA	CYEAR	Y	Y	Y	N
P2YEAR	No, DK/RF, NA	CYEAR	Y	Y	Y	N
PYEAR	No, DK/RF, NA	CYEAR	N	Y	Y	N
CYEAR	No, DK/RF, NA	CYEAR	N	N	Y	N
NA (assign EYEAR)	No, NA	CYEAR	N	N	Y	N WEB ONLY
<P2YEAR, 9997	No, DK/RF, NA	PYEAR	Y	Y	N	N
9996	No, DK/RF, NA	PYEAR	Y	Y	N	N
P2YEAR	No, DK/RF, NA	PYEAR	Y	Y	N	N
PYEAR	No, DK/RF, NA	PYEAR	N	Y	N	N

NA (assign EYEAR)	No, NA	PYEAR	N	Y	N	N WEB ONLY
<P2YEAR, 9997	No, DK/RF, NA	P2YEAR	Y	N	N	N
9996	No, DK/RF, NA	P2YEAR	Y	N	N	N
P2YEAR	No, DK/RF, NA	P2YEAR	Y	N	N	N
NA (assign EYEAR)	No, NA	P2YEAR	Y	N	N	N WEB ONLY

Field	Value	Employment Timeline Text Fill	Equivalence for TOTWKSJOB, TOTWKSJOB2
EMPLOYER	Response	[EMPLOYER]	
EMPLOYER	Non response	Employer [1 – 10]	
SYEAR, EYEAR	1901 – PYEAR	1901 – [PYEAR]	XSYEAR, XEYEAR = 1901 – [PYEAR]
SYEAR, EYEAR	CYEAR (& CURREMP=Yes)	Present	XSYEAR, XEYEAR = [CYEAR]
SYEAR, EYEAR	CYEAR (& CURREMP<>Yes)	[CYEAR]	XSYEAR, XEYEAR = [CYEAR]
SYEAR, EYEAR	9996. [P2YEAR]-[CYEAR] DK which	[P2YEAR]-[CYEAR]	XSYEAR, XEYEAR = [P2YEAR]
SYEAR, EYEAR	9997. Before [P2YEAR] DK year	Before [P2YEAR]	XSYEAR, XEYEAR = [P3YEAR]
SMONTH, EMONTH	1. January – 12. December	[Jan – Dec]/	XSMONTH, XEMONTH = 1 – 12
SMONTH, EMONTH	21. Winter (Dec-Feb)	Win/	XSMONTH, XEMONTH = 1 (Jan)
SMONTH, EMONTH	22. Spring (Mar-May)	Spr/	XSMONTH, XEMONTH = 4 (Apr)
SMONTH, EMONTH	23. Summer (Jun-Aug)	Sum/	XSMONTH, XEMONTH = 7 (Jul)
SMONTH, EMONTH	24. Fall (Sep-Nov)	Fal/	XSMONTH, XEMONTH = 10 (Oct)
SMONTH, EMONTH	DK, RF, NA	n/a not displayed	XSMONTH, XEMONTH = 99
SDAY, EDAY	1 – 31	not displayed	XSDAY, XEDAY = 1 – 31
SDAY, EDAY	41. Beginning of the month	not displayed	XSDAY, XEDAY = 5
SDAY, EDAY	42. Middle of the month	not displayed	XSDAY, XEDAY = 15
SDAY, EDAY	43. End of the month	not displayed	XSDAY, XEDAY = 25
SDAY, EDAY	DK, RF, NA	not displayed	XSDAY, XEDAY = 1

Section\_D.PYTOTWKS (0 – 52, 99)  
 Section\_D.P2YTOTWKS (0 – 52, 99)

CALCULATIONS	P2YTOTWKS	PYTOTWKS
XSMONTH, XEMONTH =99	99	99
XSMONTH & XEMONTH = RESPONSE and...		
XSYEAR< P2YEAR & XEYEAR= CYEAR	52	52
XSYEAR< P2YEAR & XEYEAR= PYEAR	52	#WKS 1/1/PYR – XEM/XED/PYR
XSYEAR< P2YEAR & XEYEAR= P2YEAR	#WKS 1/1/P2YR – XEM/XED/P2YR	0
XSYEAR= P2YEAR & XEYEAR= CYEAR	#WKS XSM/XSD/P2YR – 12/31/P2YR	52
XSYEAR= P2YEAR & XEYEAR= PYEAR	#WKS XSM/XSD/P2YR – 12/31/P2YR	#WKS 1/1/PYR – XEM/XED/PYR
XSYEAR= P2YEAR & XEYEAR= P2YEAR	#WKS XSM/XSD/P2YR – XEM/XED/P2YR	0
XSYEAR= PYEAR & XEYEAR= CYEAR	0	52
XSYEAR= PYEAR & XEYEAR= PYEAR	0	#WKS XSM/XSD/PYR – XEM/XED/PYR
XSYEAR= CYEAR & XEYEAR= CYEAR	0	0

Section\_D.PYTOTWKS (0 – 52, 99)

- Establish which weeks 1-52 were worked by each job in PYEAR
- Count the number of weeks worked by more than one job in PYEAR (concurrent)
- Count the number of weeks worked by just one job in PYEAR (unique)
- Add #concurrent weeks + #unique weeks in PYEAR = PYTOTWKS

Section\_D.P2YTOTWKS (0 – 52, 99)

- Establish which weeks 1-52 were worked by each job in P2YEAR
- Count the number of weeks worked by more than one job in P2YEAR (concurrent)
- Count the number of weeks worked by just one job in P2YEAR (unique)
- Add #concurrent weeks + #unique weeks worked in P2YEAR = P2YTOTWKS

**END D5\_D6B**

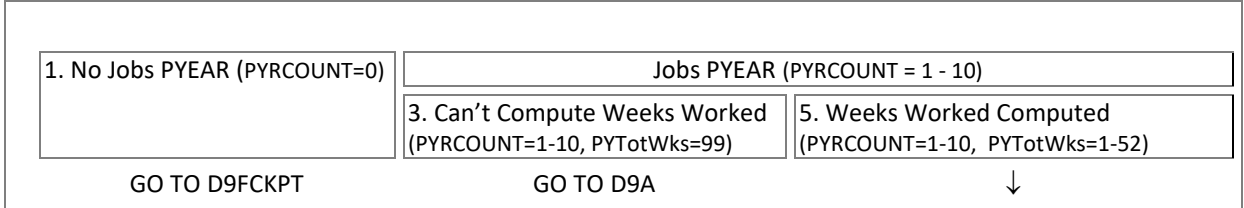


PYear Weeks Worked & Hours per Week Worked

DKJOBSPY. Whether the number of weeks worked in PYEAR can be computed based on start and end dates of jobs.  
 DKJOBSPY=1 if PYEAR number of weeks worked cannot be computed.  
 If DKJOBSPY=1 then D9ACKPt=3/Can't Compute Weeks.

PSID BCDE14ACKPT

D9ACKPT. CAI Checkpoint: Whether Jobs in PYEAR



PSID BCDE14A

D9AA. (CATI/WEB) [EMPLOYMENT TIMELINE]

From the information you have given me on [2 JOBS: both of / >2 JOBS: all of] your [1 JOB: job / 2+ JOBS: jobs], you were employed approximately [PYTotWks] out of 52 weeks in [PYEAR]. Does this sound correct?

1. Yes	→ ASSIGN PYTotWks to D9A; Then GO TO D9B	5. No
↓		

PSID BCDE14B or Rounded

D9A. (CATI) [EMPLOYMENT TIMELINE]

Thinking about your work in [PYEAR], how many weeks did you actually work on [PYRCOUNT>1: all of] your [PYRCOUNT=1: job / ALL OTHERS: jobs] in [PYEAR], not counting time off for vacations, sick time, unemployment, etc.?

- There are 52 weeks in a year
- A full time job is typically 40 hours a week.

0

→ GO TO D9E

1 - 52	DK/RF
--------	-------

↓ D9B

(WEB) [EMPLOYMENT TIMELINE]

Not counting time off for vacations, sick time, and unemployment, think about your work in [PYEAR], how many weeks did you actually work on [PYRCOUNT>1: all of] your [PYRCOUNT=1: job / ALL OTHERS: jobs] in [PYEAR]?  
 There are 52 weeks in a year.

0

→ GO TO D9E

1 - 52	NA
--------	----

Weeks

↓

PSID BCDE14BB

D9B. (CATI) [EMPLOYMENT TIMELINE]

On average, how many hours a week did you work on [PYRCOUNT>1: all of] your [PYRCOUNT=1: job / ALL OTHERS: jobs] during [PYEAR]?

- There are 52 weeks in a year
- A full time job is typically 40 hours a week
- ROUND DOWN for fractions less than ½ (0.5)
- ROUND UP for fractions ½ (0.5) or more

1-168

DK/RF

→ GO TO D9FCKPT

↓ D9C

SIGNAL D9B>112: IWER: You entered that R worked [D9B] hours a week. If this is correct, select SUPPRESS to continue. If this is not correct, select CLOSE and correct D9B.

(WEB) [EMPLOYMENT TIMELINE]

On average, how many hours a week did you work on [PYRCOUNT>1: all of] your [PYRCOUNT=1: job /ALL OTHERS: jobs] during [PYEAR]?

There are 52 weeks in a year.

A full time job is typically 40 hours a week.

Hours  → GO TO D9FCKPT



PSID BCDE14B3

D9C. (CATI) [EMPLOYMENT TIMELINE]

Did you work any overtime which isn't included in that (earlier report of hours per week)?

(WEB) [EMPLOYMENT TIMELINE]

Did you work any overtime which you did not include in your earlier report of hours per week?

→ GO TO D9FCKPT



PSID BCDE14B4, BCDE14B4PER

D9D, D9DPER

(CATI) D9D. [EMPLOYMENT TIMELINE]

How many hours did that overtime amount to (on [PYRCOUNT>1: all of] your [PYRCOUNT=1: job /ALL OTHERS: jobs] in [PYEAR])?

- ENTER amount here, then ENTER unit of time on next screen (Week, Two weeks, Month, Year)
- ROUND DOWN for fractions less than ½ (0.5)
- ROUND UP for fractions ½ (0.5) or more

→ GO TO D9FCKPT



D9DPER. The amount entered is: [D9D] per \_\_\_\_\_

- ENTER unit of time

SIGNAL D9D>1000: IWER: You entered that R worked [D9D] hours of overtime. If this is correct, select SUPPRESS to continue. If this is not correct, select CLOSE and correct D9D.

GO TO D9FCKPT

(WEB) D9D, D9DPER. [EMPLOYMENT TIMELINE]

How many hours did that overtime amount to on [PYRCOUNT>1: all of] your [PYRCOUNT=1: job /ALL OTHERS: jobs] in [PYEAR]?

Hours per

SIGNAL: Please select a unit of time.

GO TO D9FCKPT

PSID BCDE14C

D9E. (CATI) IWER: R reported a job in [PYEAR], but reported '00' for total weeks worked in [PYEAR]. Please explain why.

[EMPLOYMENT TIMELINE]

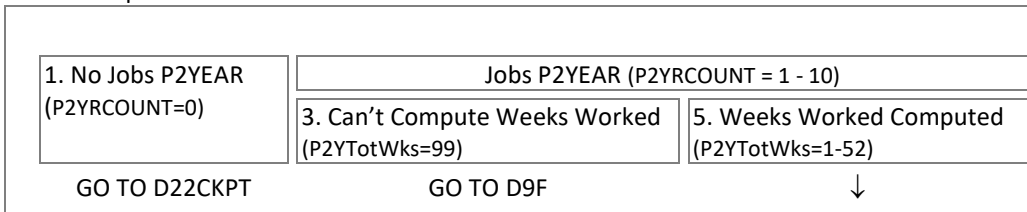
(WEB) [EMPLOYMENT TIMELINE]

Earlier you reported working at a job in [PYEAR], but entered 0 weeks worked in [PYEAR]. Could you please tell us more about that?

P2YEAR Weeks Worked & Hours per Week Worked

PSID BCDE14DCKPT

D9FCKPT. CAI Checkpoint: Whether Jobs in P2YEAR



PSID BCDE14D

D9FF. (CATI/WEB) [EMPLOYMENT TIMELINE]

For the year before last, [P2YEAR], from the information you have given me on [both of / all of] your [job / jobs], you were employed approximately [P2YTotWks] out of 52 weeks in [P2YEAR]. Does this sound correct?

1. Yes → ASSIGN P2YTotWks to D9F; Then GO TO D9G
  5. No

↓

PSID BCDE14E or Rounded2

D9F. (CATI) [EMPLOYMENT TIMELINE]

Thinking about your work in [P2YEAR], how many weeks did you actually work on [P2YRCOUNT>1: all of] your [P2YRCOUNT=1: job /ALL OTHERS: jobs] in [P2YEAR], not counting time off for vacations, sick time, unemployment, etc.?

- There are 52 weeks in a year
- A full time job is typically 40 hours a week.

0 → GO TO D9H

↓ D9G

(WEB) [EMPLOYMENT TIMELINE]

Thinking about your work in [P2YEAR], how many weeks did you actually work on [P2YRCOUNT>1: all of] your [P2YRCOUNT=1: job /ALL OTHERS: jobs] in [P2YEAR], not counting time off for vacations, sick time, unemployment, etc.?

There are 52 weeks in a year.

0 → GO TO D9H   Weeks

↓

PSID BCDE14EE

D9G. (CATI) [EMPLOYMENT TIMELINE]

On average, how many hours a week did you work on [P2YRCOUNT>1: all of] your [P2YRCOUNT=1: job /ALL OTHERS: jobs] during [P2YEAR]?

- There are 52 weeks in a year
- A full time job is typically 40 hours a week
- ROUND DOWN for fractions less than ½ (0.5)
- ROUND UP for fractions ½ (0.5) or more

→ GO TO D22CKPT
 SIGNAL D9G>112: IWER: You entered that R worked [D9G] hours a week. If this is correct, select SUPPRESS to continue. If this is not correct, select CLOSE and correct D9G.

(WEB) [EMPLOYMENT TIMELINE]

On average, how many hours a week did you work on [P2YRCOUNT>1: all of] your [P2YRCOUNT=1: job /ALL OTHERS: jobs] during [P2YEAR]?

*There are 52 weeks in a year.*

*A full time job is typically 40 hours a week.*

Hours

GO TO D22CKPT

PSID BCDE14F

D9H. (CATI) [EMPLOYMENT TIMELINE]

IWER: R reported a job in [P2YEAR], but reported '00' for total weeks worked in [P2YEAR]. Please explain why.

(WEB) [EMPLOYMENT TIMELINE]

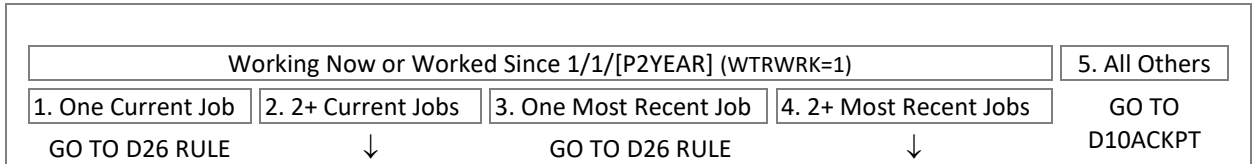
Earlier you reported working at a job in [P2YEAR], but entered 0 weeks worked in [P2YEAR]. Could you please tell us more about that?

Section_D		
WTRWRK	0, 1	1=Working now or worked since 1/1/P2YEAR
DKJobsP1Year	0, 1	1=PYEAR Weeks worked is unknown
DKJobsP2Year	0, 1	1=P2YEAR Weeks worked is unknown
DKHours	0, 1	
JobCount	0-10	Total jobs since 1/1/P2YEAR
CurrCount	0-10	Total current jobs
MostRecCount	0-10	Total recent jobs
Section_D		
PYTOTWKS	0-52, 99	PYEAR Total weeks worked across all jobs
P2YTOTWKS	0-52, 99	P2YEAR Total weeks worked across all jobs
MostRecCount	0-10	Total recent jobs
CurrCount	0-10	Total current jobs
JobCount	0-10	Total jobs since 1/1/P2YEAR
PYrCount	0-10	PYEAR Total jobs
P2YrCount	0-10	P2YEAR Total jobs
DKJOBSP2YEAR	0, 1	1=P2YEAR Weeks worked cannot be computed using job start/end dates
DKJOBSP1YEAR	0, 1	1=PYEAR Weeks worked cannot be computed using job start/end dates
DKWKSPPY	0, 1	1=P2YEAR Weeks worked not reported (D9F=0, DK, RF, NA)
DKHoursPPY	0, 1	1=P2YEAR Hours per week worked not reported (D9F=0, or D9G=DK, RF, NA)
DKWKSPLY	0, 1	1=PYEAR Weeks worked not reported (D9A=0, DK, RF, NA)
DKHoursPY	0, 1	1=PYEAR Hours per week worked not reported (D9A=0, or D9B=DK, RF, NA)
DKOTPY	0, 1	1=PYEAR OT hours not reported (D9A=0, or D9B, D9C or D9D=DK, RF, NA)
Section_D.JobInfo		
JobNum	1-10	Which job
TOTWKSJOB	0-52, 99	PYEAR Weeks this job worked
TOTWKSJOB2	0-52, 99	P2YEAR Weeks this job worked
WTRCYEAR	0, 1	1=Worked this job in CYEAR
WTRPYEAR	0, 1	1=Worked this job in PYEAR
WTRPPYEAR	0, 1	1=Worked this job in P2YEAR
Curr	0, 1	1=Job is current
MostRec	0, 1	1=Job is most recent
Section_D.D24a[1...10]		
JobNum	1-10	Which job
EmpName		Employer name
JobType	1, 2, 3	1=CMJ, 2=MJM, 3=Other Job
Section_D.DJobInfo[1...10]		
JobNum	1-10	Which job
WtrPPYear	0, 1	1=Worked this job in P2YEAR
WtrPYear	0, 1	1=Worked this job in PYEAR
WtrCYear	0, 1	1=Worked this job in CYEAR
Curr	0, 1	1=Job is current
MostRec	0, 1	1=Job is most recent

Select CMJ or MRMJ

PSID BC15CKPT

D22CKPT. CAI Checkpoint: Whether TAS R Has Worked Since 1/1/ [P2YEAR]



*PSID BC16*  
D23. (CATI) You have just told me that you are working now for more than one employer. Which one of these jobs do you consider to be your main job?  

- READ list of employers/jobs if needed

  
(WEB) Which one of these jobs do you consider to be your main job?  
  
ASSIGN SELECTED EMPLOYER: JOBTYP=CMJ

*PSID BC17*  
D24. (CATI) You mentioned more than one job that ended at the same time. Which one of these jobs do you consider to have been your main job?  

- READ list of employers/jobs if needed

  
(WEB) Which one of these jobs do you consider to have been your main job?  
  
ASSIGN SELECTED EMPLOYER: JOBTYP=MRMJ

PER JOB INDICATORS  
**SECTION\_D.D24A[1-10] [1-10]=Which job**  
JOBNUM 1 – 10  
EMPNAME [D5]  
JOBTYP CMJ=current main job; MRMJ=most recent main job; OTHER=all other jobs  
**END D24A**

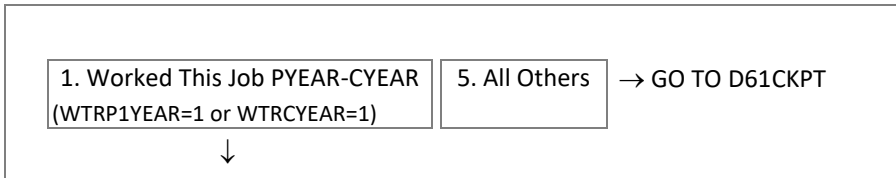
PSID asks OCC & IND only for jobs worked PYR-CYR (BC19CKPT); all others go to D61CKPT (wks & hrs in P2YEAR)

Individual Job Information

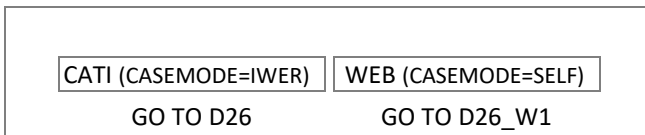
**SECTION\_D.D25\_D69[1-10] [1-10]=Which job**

PSID BC19CKPT

D26CKPT. CAI Checkpoint: Whether Worked This Job in PYEAR–CYEAR



D26 RULE. Mode of Interview



*PSID BC20 modified*

D26. (CATI) [EMPLOYMENT TIMELINE]

Now I have a few questions about [*ONE JOB*: the job / >*ONE JOB*: each of the jobs] you have told me about.

In your work for [D5], what [*CMJ*: is / *MRMJ*: was] your occupation? What sort of work [*CMJ*: do / *MRMJ*: did] you do? What [*CMJ*: are / *MRMJ*: were] your most important activities or duties?

- [*JOBTYPE=CMJ*, *MRMJ*: PROBE up to 3 times if needed]
- [*JOBTYPE=OTHER*: DO NOT PROBE]
- For Don't Know, PRESS [Ctrl D]
- For Refusal, PRESS [Ctrl R]

Open End → GO TO D27

D26\_W1. [EMPLOYMENT TIMELINE]

In your work for [D5], what [*CMJ*: is / *MRMJ*: was] your occupation?

Open End

*PSID BC20A modified*

D26\_W2. [EMPLOYMENT TIMELINE]

In your work for [D5], what sort of work [*CMJ*: do / *MRMJ*: did] you do?

Open End

*PSID BC20B modified*

D26\_W3. [EMPLOYMENT TIMELINE]

In your work for [D5], what [*CMJ*: are / *MRMJ*: were] your most important activities or duties?

Open End

*PSID BC21*

D27. (CATI) [EMPLOYMENT TIMELINE]

What kind of business or industry [*CMJ*: is / *MRMJ*: was] that in?

- For Don't Know, PRESS [Ctrl D]
- For Refusal, PRESS [Ctrl R]

(WEB) [EMPLOYMENT TIMELINE]

What kind of business or industry [*CMJ*: is / *MRMJ*: was] that in at [D5]?

Open End

*PSID does not have a similar checkpoint; all CMJ & MRMJ worked PYR-CYR are asked job title.*

D28CKPT. CAI Checkpoint: Whether This Job is CMJ

1. CMJ (JOBTYPE=CMJ)	5. All Others	→ GO TO D29CKPT
↓		

*PSID BC21A*

D28. (CATI) [EMPLOYMENT TIMELINE]

What is the official title of your job? (The title that your employer uses.)

(WEB) [EMPLOYMENT TIMELINE]

What is the official title of your job at [D5], that is, the title that your employer uses.

String 200

PSID BC21BCKPT (Note: Differs from TAS – only CMJ & MRMJ worked PYR-CYR continue)

D29CKPT. CAI Checkpoint: Whether This Job is CMJ or MRMJ

1. CMJ or MRMJ (JOBTYPE=CMJ, MRMJ)	5. All Others	→ GO TO D30CKPT
↓		

PSID BC21B1

D29A1. (CATI) [Page 26](#)

[EMPLOYMENT TIMELINE]

[CMJ: Do / MRMJ: Did] you commute to work, [CMJ: do / MRMJ: did] you work from home, or both?

1. Commute to work only	2. Work from home only	3. Both commute and work from home	DK/RF
-------------------------	------------------------	------------------------------------	-------

GO TO D29A2

GO TO D30CKPT

GO TO D29A2

(WEB) For your job at [[EMPLOYER] / Employer [1-10]], [CMJ: do / MRMJ: did] you...?

1. Commute to work only	2. Work from home only	3. Both commute and work from home	NA
-------------------------	------------------------	------------------------------------	----

GO TO D29A2

GO TO D30CKPT

GO TO D29A2

PSID BC21B2

Remote Work

D29A2 is a component of [Remote Work](#)

D29A2. (CATI) [Page 27](#)

[EMPLOYMENT TIMELINE]

In a typical week, about how much of your work time [CMJ: is / MRMJ: was] spent working from home? Would you say more than half, about half, or less than half?

1. More than half	2. About half	3. Less than half
-------------------	---------------	-------------------

(WEB) In a typical week, about how much of your work time [CMJ: is / MRMJ: was] spent working from home?

1. More than half	2. About half	3. Less than half
-------------------	---------------	-------------------

PSID BC21B

D29. (CATI) [EMPLOYMENT TIMELINE]

On a typical day, [D29A1=BOTH: when you [CMJ: commute / MRMJ: commuted] to work,] how many minutes [CMJ: is / MRMJ: was] your round trip commute to and from work?

1 - 900	996. Do not work at same location every day	995. Uses temporary lodging near work
---------	---------------------------------------------	---------------------------------------

(WEB) [EMPLOYMENT TIMELINE]

On a typical day, [D29A1=BOTH: when you [CMJ: commute / MRMJ: commuted] to work,] how many minutes [CMJ: is / MRMJ: was] your round trip commute to and from work at [D5]?

1 - 900	Minutes	CHECK: "0" is not allowed.
---------	---------	----------------------------

996. (SP_0b) I do not work at same location every day
-------------------------------------------------------

995. (SP_0c) I use temporary lodging near work
------------------------------------------------



PSID BC22

D29B1. (CATI) [EMPLOYMENT TIMELINE]

[Are / Were] you self-employed, [are / were] employed by someone else, or what?

1. Someone else only   2. Both someone else and self   3. Self-employed only   DK/RF → GO TO D30CKPT

GO TO D29BCKPT

GO TO D29B2

(WEB) At [[EMPLOYER] / Employer [1-10]], [are / were] you...?

1. Employed only by someone else   2. Employed both by someone else and yourself (self-employed)   3. Self-employed only   NA

GO TO D29BCKPT

GO TO D29B2

GO TO D30CKPT

PSID BC23

D29B2. (CATI) [EMPLOYMENT TIMELINE]

[Is / Was] that an unincorporated business or a corporation?

1. Unincorporated   2. Corporation

GO TO D30CKPT

(WEB) Is [[EMPLOYER] / Employer [1-10]] an unincorporated business or a corporation?

1. Unincorporated   2. Corporation

GO TO D30CKPT

D29BCKPT. CAI Checkpoint: Whether Worked This Job in PYEAR–CYEAR

1. Worked This Job PYEAR-CYEAR (WTRPYEAR=1 or WTRCYEAR=1)	5. All Others → GO TO D61CKPT
↓	

PSID BC24

D29B3. (CATI) Page 28

[EMPLOYMENT TIMELINE]

[CMJ: Do / MRMJ: Did] you work for the government or a private company?

- IF R says government PROBE: Is that the federal, state, or local government?

1. Federal government   2. State government   3. Local government   4. Private non-government

7. Other-specify (D29B3SPEC. Specify. (String 100))

(WEB) At [[EMPLOYER] / Employer [1-10]], [CMJ: do / MRMJ: did] you work for...?

1. The federal government   2. A state government   3. A local government   4. A private company


7. Other - Please specify: (D29B3SPEC)

PSID BC25ACKPT (Note: Differs from TAS, but excludes MRMJ starting at this checkpoint)

D30CKPT. CAI Checkpoint: Whether This Job is CMJ

1. CMJ (JOBTYPE=CMJ)	5. All Others → GO TO D53CKPT
↓	

PSID BC28A

D30. (CATI)  Page 29

[EMPLOYMENT TIMELINE]

Would you say your work requires the use of a computer all of the time, most of the time, some of the time, or none of the time?

(WEB) [EMPLOYMENT TIMELINE]

How often does your work at [D5] require the use of a computer?

1. All of the time   2. Most of the time   3. Some of the time   4. None of the time

PSID BC29

D31. (CATI) [EMPLOYMENT TIMELINE]

On your [*>ONE JOB: main*] job for [D5], are you salaried, paid by the hour, or what?

1. Salaried   2. Salary + commission   3. Paid by hour   4. Hourly + tips   6. Hourly + commission   7. Other   DK/RF

GO TO D33

GO TO D35

↓ D32   GO TO D44CKPT

(WEB) [EMPLOYMENT TIMELINE]

On your [*>ONE JOB: main*] job for [D5], how are you paid?

1. Salary   2. Salary plus a commission   3. Paid by the hour   4. Hourly plus tips   6. Hourly plus a commission   7. Other   NA

GO TO D33

GO TO D35

↓   GO TO D44CKPT

PSID BC38

D32. (CATI) [EMPLOYMENT TIMELINE]

How is that?

1. Piecework, hourly + piecework/ production   2. Commission  
5. Self-employed, farmer, "profits"-- draw on account   6. By the job/day/mile  
7. Other-specify (D32SPEC. Specify (String 500))

GO TO D44CKPT

(WEB) [EMPLOYMENT TIMELINE]

How are you paid on your main job at [D5]?

1. Piecework or hourly plus piecework   2. Commission  
5. Self-employed, farmer, draw on profits   6. By the job, by the day, or by the mile  
7. Other – Please specify: (D32SPEC. (String 500))

GO TO D44CKPT

PSID BC30, BC30PER

D33, D34

(CATI) D33. [EMPLOYMENT TIMELINE]

How much is your salary?

- ENTER amount here, then ENTER unit of time on next screen (Week, Two weeks, Month, Year)

\$ 1.00 –9,999,997.00   DK/RF   → GO TO D39CKPT

↓

D34. [EMPLOYMENT TIMELINE]

- \$ [D33] per \_\_\_\_\_
- ENTER unit of time

3. Week	4. Two Weeks	5. Month	6. Year	7. Other-specify (D34SPEC. Specify (String 100))
---------	--------------	----------	---------	--------------------------------------------------

GO TO D39CKPT

(WEB) D33, D34. [EMPLOYMENT TIMELINE]

How much is your salary at [D5]?

\$	1.00 – 9,999,997.00	per	3. Week	4. Two weeks	5. Month	6. Year	7. Other – Please specify: (D34SPEC. String 100)
SIGNAL: Please select a unit of time. CHECK: Please enter numbers only. Negative numbers (<0) and "0" are not allowed.							

GO TO D39CKPT

TAS does not ask PSID BC31-BC32APER pay for extra hours

PSID BC33

D35. (CATI) [EMPLOYMENT TIMELINE]

What is your hourly wage rate for your regular work time?

- PER hour

\$ 1.00 – 997.00
------------------

(WEB) [EMPLOYMENT TIMELINE]

What is your hourly wage rate for your regular work time at [D5]?

\$	1.00 – 997.00	Per hour	CHECK: Please enter numbers only. Negative numbers (<0) and "0" are not allowed.
----	---------------	----------	----------------------------------------------------------------------------------

PSID BC34

D36. (CATI) [EMPLOYMENT TIMELINE]

What is your hourly wage rate for overtime?

- ENTER all that apply
- ENTER [Ctrl-R] for "does not work overtime", "does not get overtime pay", SELECT [I do not get overtime pay]
- If R says "Straight time", PROBE: Do you mean you are paid the same rate for overtime as for regular hours?
- If R says "Comp time" or "compensation time", PROBE: Do you mean you receive additional time off instead of overtime pay?

1. Time and a half	2. Double time	3. Straight time	4. Comp time	5. Exact amount-specify
7. Other-specify (D36SPEC. Specify other overtime wage rate. (String 100))			97 (SP_0a). I do not get overtime pay	DK/RF

↓ D37

GO TO D39CKPT

(WEB) [EMPLOYMENT TIMELINE]

What is your hourly wage rate for overtime at [D5]?

Please select all that apply.

1. Time and a half	2. Double time	3. Straight time	4. Comp time	5. Exact amount
7. Other – Please specify: (D36SPEC (String 100))		97 (SP_0a). I do not get overtime pay	NA	

↓ D37

GO TO D39CKPT

PSID BC34A, BC34APER

D37, D38

(CATI) D37. [EMPLOYMENT TIMELINE]

- Specify overtime exact amount
- ENTER amount here, then ENTER unit of time on next screen (Hour, Day, Week, Two weeks, Month, Year)

\$ 1.00 – 9,999,997. 00    DK/RF    → GO TO D39CKPT



D38. [EMPLOYMENT TIMELINE]

- \$ [D37] per \_\_\_\_
- ENTER unit of time

1. Hour    2. Day    3. Week    4. Two Weeks    5. Month    6. Year  
 7. Other-specify (D38SPEC. Specify (String 100))



(WEB) D37, D38. [EMPLOYMENT TIMELINE]

What is that overtime amount?

\$ 1.00 – 9,999,997. 00    per    1. Hour    2. Day    3. Week    7. Other – Please specify:  
 4. Two weeks    5. Month    6. Year    (D34SPEC. String 100)

SIGNAL: Please select a unit of time.

CHECK: Please enter numbers only. Negative numbers (<0) and "0" are not allowed.

PSID BC35CKPT

D39CKPT. CAI Checkpoint: Whether Job Paid by Tips or Commissions

1. Tips (D31=4)    2. Commissions (D31=2, 6)    5. All Others    → GO TO D44CKPT  
 ↓  
 GO TO D42

PSID BC36, BC36PER

D40, D41

(CATI) D40. [EMPLOYMENT TIMELINE]

How much are your tips, on average?

- ENTER amount here, then ENTER unit of time on next screen (Hour, Day, Week, Two weeks, Month, Year)

\$ 1.00 – 99,997. 00    DK/RF    → GO TO D44CKPT



D41. [EMPLOYMENT TIMELINE]

- \$ [D40] per \_\_\_\_
- ENTER unit of time

1. Hour    2. Day    3. Week    4. Two Weeks    5. Month    6. Year  
 7. Other-specify (D41SPEC. Specify (String 100))

GO TO D44CKPT

(WEB) D40, D41. [EMPLOYMENT TIMELINE]

How much are your tips, on average at [D5]?

\$ 1.00 – 99,997. 00    per    1. Hour    2. Day    3. Week    7. Other – Please specify:  
 4. Two weeks    5. Month    6. Year    (D41SPEC. String 100)

GO TO D44CKPT

SIGNAL: Please select a unit of time.  
 CHECK: Please enter numbers only. Negative numbers (<0) and "0" are not allowed.

PSID BC37, BC37PER

D42, D43

(CATI) D42. [EMPLOYMENT TIMELINE]

How much is your commission, on average?

- ENTER amount here, then ENTER unit of time on next screen (Week, Two weeks, Month, Year)

\$ 1 -9,999,997  DK/RF → GO TO D44CKPT



D43. [EMPLOYMENT TIMELINE]

- \$ [D42] per \_\_\_\_
- ENTER unit of time

3. Week  4. Two Weeks  5. Month  6. Year  7. Other-specify (D43SPEC. Specify (String 100))



(WEB) D42, D43. [EMPLOYMENT TIMELINE]

How much is your commission, on average, at [D5]?

\$ 1 - 9,999,997  Per 3. Week  4. Two weeks  5. Month  6. Year  7. Other – Please specify: (D43SPEC. String 100)

SIGNAL: Please select a unit of time.

CHECK: Please enter numbers only. Negative numbers (<0) and "0" are not allowed.

PSID BC39ACKPT

D44CKPT. CAI Checkpoint: Number of Current Jobs

<input type="text" value="1. One Current Job (CURRCOUNT=1)"/> → GO TO D124	<input type="text" value="5. 2+ Current Jobs (CURRCOUNT&gt;1)"/>
↓	

PSID BC39A

D45. (CATI) [EMPLOYMENT TIMELINE]

On average, how many hours a week do you currently work on this job?

- ROUND DOWN for fractions less than ½ (0.5)
- ROUND UP for fractions ½ (0.5) or more

0 - 168  SIGNAL D45>112: IWER: You entered that R worked [D45] hours a week. If this is correct, select SUPPRESS to continue. If this is not correct, select CLOSE and correct D45.

(WEB) [EMPLOYMENT TIMELINE]

On average, how many hours a week do you currently work at [D5]?

0 -168  Hours CHECK: Please enter a number from 0 to 168.

PSID BC39B modified

D124. (CATI) Page 30


Who determines when you start and finish work? Would you say your employer decides, you decide, or you and your employer decide together?

1. Employer decides
2 Worker decides
3. Employer and worker decide together
7. Other-specify (D124SPEC. Specify (String 100))

(WEB) Who determines when you start and finish work? Would you say your employer decides, you decide, or you and your employer decide together?

- 1. Your employer decides
- 2. You decide
- 3. You and your employer decide together
- 7. Other - Please specify: (D124SPEC)

PSID BC39C

D125. (CATI)  Page 31

On average, how far in advance do you know your work schedule?


- READ list if needed or R is not using the Response Booklet, pausing after each option to allow R to respond

- 1. One day or less
- 2. 2-6 days
- 3. 1 week
- 4. 2 weeks
- 5. 3 weeks
- 6. 4 or more weeks
- 7. Work a fixed schedule

(WEB) On average, how far in advance do you know your work schedule?

- 1. One day or less
- 2. 2-6 days
- 3. 1 week
- 4. 2 weeks
- 5. 3 weeks
- 6. 4 or more weeks
- 7. Work a fixed schedule

PSID BC39D

D126. (CATI)  Page 32

Do you usually work a daytime schedule or some other schedule?

- IF necessary: By daytime, I mean a schedule in which most work is done between the hours of 6 a.m. and 6 p.m.

- 1. Daytime → GO TO D46 RULE
- 2. Some other schedule




(WEB) Do you USUALLY work a daytime schedule or some other schedule?

A daytime schedule is a schedule in which most work is done between the hours of 6 a.m. and 6 p.m.

- 1. Daytime → GO TO D46 RULE
- 2. Some other schedule



PSID BC39E

D127. (CATI)  Page 33

What hours do you usually work?

- **IF necessary:** Do you usually work evenings, nights, a rotating shift, a split shift, an irregular schedule, or some other shift?

1. An evening shift (2 p.m. – midnight)
2. A night shift (9 p.m. – 8 a.m.)
3. A rotating shift (sometimes days, evenings, or nights)
4. A split shift (two distinct periods a day)
5. An irregular schedule
6. Some other shift

(WEB) What hours do you usually work?

1. An evening shift (2 p.m. – midnight)
2. A night shift (9 p.m. – 8 a.m.)
3. A rotating shift (sometimes days, evenings, or nights)
4. A split shift (two distinct periods a day)
5. An irregular schedule
6. Some other shift

Not asked in PSID – D46-D51

D46 RULE. Mode of Interview

CATI (CASEMODE=IWER)	WEB (CASEMODE=SELF)
GO TO D46	GO TO D46_W

D46. (CATI) [EMPLOYMENT TIMELINE]

[RP/SP: Now we have some questions about employment.] For this question, I will read each response option to you and then I will pause for a moment to allow you time to respond. [RP/SP: On your present job / OFUM: On your main job for [D5]], which of the following benefits do you receive?

- READ list, pausing after each option to allow R to respond
- ENTER all that apply

1. A health plan or insurance?	2. A retirement plan?
3. Paid sick days?	4. Paid vacation days?
5. None of the above (DO NOT READ)	DK/RF

GO TO D47CKPT

D46\_W. (WEB) [EMPLOYMENT TIMELINE]

[RP/SP: On your present job / OFUM: On your main job for [D5]], which of the following benefits do you receive?

D46_W1. A health plan or insurance	1. Yes	5. No
D46_W2. A retirement plan	1. Yes	5. No
D46_W3. Paid sick days	1. Yes	5. No
D46_W4. Paid vacation days	1. Yes	5. No

D47CKPT. CAI Checkpoint: Whether R Still Has CMJ but No Health Plan

1. No Health Plan (D46<>1; or D46_W1<>YES)	5. All Others → GO TO D51CKPT
↓	

D48. (CATI) [EMPLOYMENT TIMELINE]

Does [RP/SP: your present employer / OFUM: [D5]] offer health insurance to any of its employees?

(WEB) [EMPLOYMENT TIMELINE]

Does [RP /SP: your present employer / OFUM: [D5]] offer health insurance to any of its employees?

1. Yes	5. No → GO TO D51CKPT
--------	-----------------------

↓

D49. (CATI) [EMPLOYMENT TIMELINE]

Could you be in this (health insurance) plan if you wanted to?

(WEB) [EMPLOYMENT TIMELINE]

Could you be in this health insurance plan if you wanted to?

1. Yes	5. No → GO TO D51CKPT
--------	-----------------------

↓

D50. (CATI) [EMPLOYMENT TIMELINE]

What is the main reason you aren't in this (health insurance) plan?

1. Covered by another plan	2. Trade health insurance for higher pay
3. Too expensive	4. Don't need health insurance
5. Have a pre-existing condition	
6. Haven't yet worked for this employer long enough to be covered	
7. Contract or temporary employees not allowed in plan	
97. Other- specify (D50SPEC. Specify (String 200))	

(WEB) [EMPLOYMENT TIMELINE]

What is the MAIN reason you aren't in this health insurance plan?

1. I am covered by another insurance plan	2. I trade health insurance for higher pay
3. The plan is too expensive	4. I don't need health insurance
5. I have a pre-existing condition	
6. I haven't yet worked for this employer long enough to be covered	
7. I am a contract or temporary employee who is not allowed in this insurance plan	
97. Other – Please specify: (D50SPEC (String 200))	

D51CKPT. CAI Checkpoint: Whether R Still Has CMJ but No Retirement Plan

1. No Retirement Plan (D46<>2, 6; or D46_W2<>YES)	5. All Others → GO TO D53CKPT
↓	



D51. (CATI) [EMPLOYMENT TIMELINE]

Does [RP/SP: your present employer / OFUM: [D5]] offer a retirement plan to any of its employees?

(WEB) [EMPLOYMENT TIMELINE]

Does [RP/SP: your present employer / OFUM: [D5]] offer a retirement plan to any of its employees?

1. Yes  5. No → GO TO D53CKPT



D52. (CATI) [EMPLOYMENT TIMELINE]

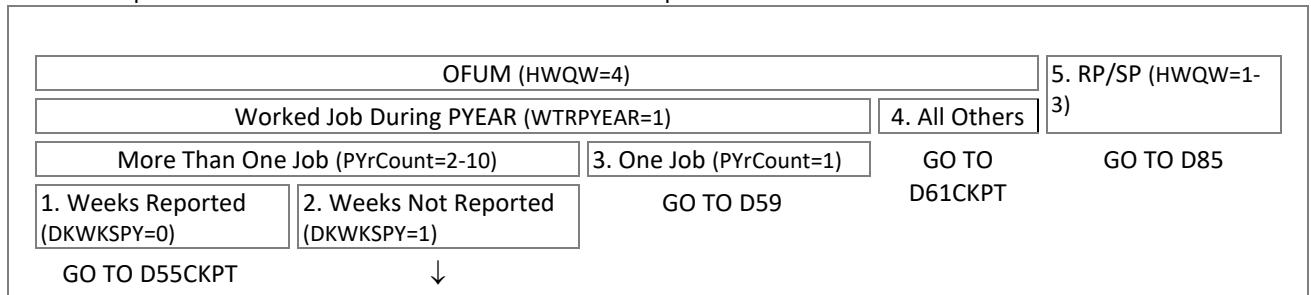
Could you be in this (retirement) plan if you wanted to?

(WEB) [EMPLOYMENT TIMELINE]

Could you be in this retirement plan at [D5] if you wanted to?

1. Yes  5. No

D53CKPT. CAI Checkpoint: Whether Overall PYEAR Weeks Worked Reported



PSID BC42A

D54. (CATI) [EMPLOYMENT TIMELINE]

(And) the job with [D5],

How many weeks out of the year did you actually work on this job in [PYEAR]?

- There are 52 weeks in a year

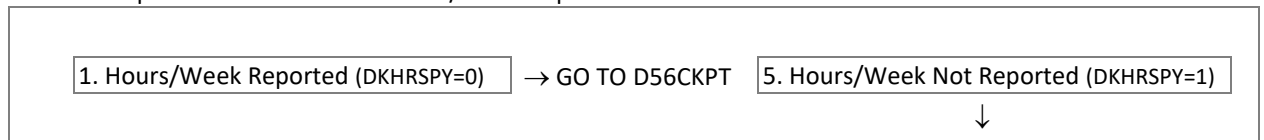
(WEB) [EMPLOYMENT TIMELINE]

How many weeks out of the year did you actually work at [D5] in [PYEAR]?

*There are 52 weeks in a year.*

Weeks *CHECK: "0" is not allowed.*

D55CKPT. CAI Checkpoint: Whether PYEAR Hours/Week Reported



PSID BC43

D55. (CATI) [EMPLOYMENT TIMELINE]

On average, how many hours a week did you work on this job in [PYEAR]?

- ROUND DOWN for fractions less than ½ (0.5)
- ROUND UP for fractions ½ (0.5) or more

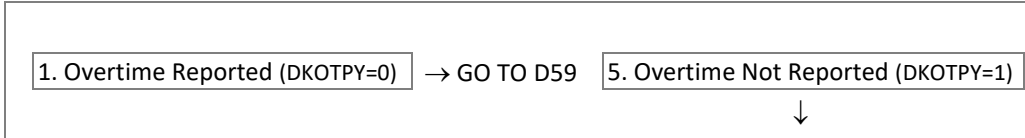
*SIGNAL D55>112: IWER: You entered that R worked [D55] hours a week. If this is correct, select SUPPRESS to continue. If this is not correct, select CLOSE and correct D55.*

(WEB) [EMPLOYMENT TIMELINE]

On average, how many hours a week did you work at [D5] in [PYEAR]?

Hours

D56CKPT. CAI Checkpoint: Whether Overall PYEAR Overtime Reported



PSID BC44

D56. (CATI) [EMPLOYMENT TIMELINE]

Did you work any overtime (on this job in [PYEAR]) which isn't included in that?

(WEB) [EMPLOYMENT TIMELINE]

Did you work any overtime at [D5] in [PYEAR] which isn't included in that?

→ GO TO D59



PSID BC45, BC45PER

D57, D58

(CATI) D57. [EMPLOYMENT TIMELINE]

How many hours did that overtime amount to in (that period during) [PYEAR]?

- ENTER amount here, then ENTER unit of time on next screen (Week, Two weeks, Month, Year)
- ROUND DOWN for fractions less than ½ (0.5)
- ROUND UP for fractions ½ (0.5) or more

→ GO TO D59



D58. [EMPLOYMENT TIMELINE]

- \$ [D57] per \_\_\_\_
- ENTER unit of time

SIGNAL D57>1000: IWER: You entered that R worked [D57] hours of overtime. If this is correct, select SUPPRESS to continue. If this is not correct, select CLOSE and correct D57.



(WEB) D57, D58. [EMPLOYMENT TIMELINE]

How many hours of overtime did you work at [D5] in [PYEAR]?

Hours per

SIGNAL: Please select a unit of time.  
CHECK: "0" is not allowed.

PSID BC46, BC46PER

D59, D60

(CATI) D59. [EMPLOYMENT TIMELINE]

(And) the job with [EMPLOYER],

About how much did you make at this job in [PYEAR]?

- IF R says "minimum wage", PROBE: How much is that?
- ENTER amount here, then ENTER unit of time on next screen (Hour, Day, Week, Two weeks, Month, Year)

→ GO TO D61CKPT



D60. [EMPLOYMENT TIMELINE]

- \$ [D59] per \_\_\_\_
- ENTER unit of time

1. Hour	2. Day	3. Week	4. Two Weeks	5. Month	6. Year
7. Other-specify (D60SPEC. Specify (String 100))					

↓ D61CKPT

(WEB) D59, D60. [EMPLOYMENT TIMELINE]

About how much did you make at [D5] in [PYEAR]?

\$  per

1. Hour	2. Day	3. Week	7. Other – Please specify: (D60SPEC. String 100)
4. Two weeks	5. Month	6. Year	

*SIGNAL: Please select a unit of time.  
CHECK: Please enter numbers only. Negative numbers (<0) and "0" are not allowed.*

D61CKPT. CAI Checkpoint: Whether Overall P2YEAR Weeks Worked Reported

Worked Job During P2YEAR (WTRPPYEAR=1)		4. All Others	
More Than One Job (P2YRCOUNT=2-10)		3. One Job (P2YRCOUNT=1)	
1. Weeks Reported (DKWKSP2Y=0)	2. Weeks Not Reported (DKWKSP2Y=1)	GO TO D66CKPT	GO TO D66CKPT
GO TO D63CKPT	↓		

PSID BC47A

D62. (CATI) [EMPLOYMENT TIMELINE]

(And) the job with [EMPLOYER],

How many weeks out of the year did you actually work on this job in [P2YEAR]?

- There are 52 weeks in a year

97. (SP\_0a) Every week except for vacation, sick, strike, or layoff

(WEB) [EMPLOYMENT TIMELINE]

How many weeks out of the year did you actually work at [D5] in [P2YEAR]?

*There are 52 weeks in a year.*

Weeks *CHECK: "0" is not allowed.*

D63CKPT. CAI Checkpoint: Whether Overall P2YEAR Hours/Week Reported

1. Hours/Week Reported (DKHRSP2Y=0)	→ GO TO D66CKPT	5. Hours/Week Not Reported (DKHRSP2Y=1)
		↓

PSID BC48

D63. (CATI) [EMPLOYMENT TIMELINE]

On average, how many hours a week did you work on this job in [P2YEAR]?

- ROUND DOWN for fractions less than ½ (0.5)
- ROUND UP for fractions ½ (0.5) or more

*SIGNAL D63>112: IWER: You entered that R worked [D63] hours a week. If this is correct, select SUPPRESS to continue. If this is not correct, select CLOSE and correct D63.*

(WEB) [EMPLOYMENT TIMELINE]

On average, how many hours a week did you work at [D5] in [P2YEAR]?

Hours CHECK: "0" is not allowed.

D66CKPT. CAI Checkpoint: Whether This Job is CMJ, or MRMJ Worked during PYEAR-CURRENTYEAR

<input type="text" value="1. CMJ (JOBTYPE=CMJ), or MRMJ Worked PYEAR-CURRENTYEAR (JOBTYPE=MRMJ and WTRPYEAR=1 or WTRCYEAR=1)"/>	<input type="text" value="5. All Others"/> → GO TO D67CKPT
↓	

## SECTION\_D.D25\_D69[1-10].D66

PSID BC19A, BC19ADDR1 - BC19PHONE

D66, D66ADDR1, D66ADDR2, D66CITY, D66STATE, D66ZIP, D66CNTRY

(CATI) D66. [EMPLOYMENT TIMELINE]

We would like to obtain information about characteristics of employers of our study members, such as benefits offered to employees. In order to do this, we need the full address of the place where you work for [EMPNAME]. As you know, the information we collect is confidential, and that includes maintaining confidentiality in collecting information about employers.

- **If needed:** We would use the employer address to collect general information about your employer, such as number of workers or benefits offered to employees.
- **If R knows just part of the address, ENTER [1]**
- **If R knows none of the address, ENTER [Ctrl-D]**

→ GO TO D67CKPT



D66\_CNTRY. [EMPLOYMENT TIMELINE]

- [Country if different from USA](#)
- [ENTER \[185 UNITED STATES\] for Puerto Rico, U.S. Virgin Islands, Guam, American Samoa or the Northern Mariana Islands](#)

1 - 193 (Defaults to 185/US)

D66\_ADDR1. [EMPLOYMENT TIMELINE]

What is the mailing address?

[Address 1](#)

- [Enter street address here](#)
- [Enter PO Box at next screen](#)
- [Ctrl-D and Ctrl-R not allowed; For DK/RF, type \[DK\] or \[REF\]](#)

D66\_ADDR2. [EMPLOYMENT TIMELINE]

[Address Line 2](#)

- [Enter PO Box here](#)
- [If none, PRESS \[Enter\] to continue](#)
- [Ctrl-D and Ctrl-R not allowed; For DK/RF, type \[DK\] or \[REF\]](#)

D66\_CITY. [EMPLOYMENT TIMELINE]

City

String 40

D66\_ST. [EMPLOYMENT TIMELINE]

State

Select ▾ 1 – 57 (Assigned 57/FC if Country<>185) → GO TO D66CNTRY [DK/RF] → GO TO D67CKPT



D66\_ZIP. [EMPLOYMENT TIMELINE]

- Zip Code
- For addresses outside the U.S., PRESS [ENTER] to go to foreign postal code field

-----

D66\_PostalCode. [EMPLOYMENT TIMELINE]

- Postal Code
- Ctrl-D and Ctrl-R not allowed; For DK/RF ENTER all [0]'s

-----

(WEB) D66. [EMPLOYMENT TIMELINE]

We would like to obtain information about characteristics of employers of our study members, such as benefits offered to employees. In order to do this, we need the full address of the place where you work.

What is the mailing address and telephone number?

*The employer address would be used to collect general information about employers, such as number of workers or benefits offered to employees.*

*The information we collect is confidential, and that includes maintaining confidentiality in collecting information about employers.*

D66_CNTRY.	Country	<input type="text"/>
	<i>United States includes Puerto Rico, U.S. Virgin Islands, Guam, American Samoa and the Northern Mariana Islands</i>	
D66_ADDR1.	Address Line 1	<input type="text"/>
D66_ADDR2.	Address Line 2	<input type="text"/>
D66_CITY.	City	<input type="text"/>
D66_ST.	State	<input type="text"/>
D66_ZIP.	Zip code	<input type="text"/>
D66_PostalCode	Postal code	<input type="text"/>

**END D66**

PSID BC50CKPT

D67CKPT. CAI CHECKPOINT: Whether OFUM TAS Stopped Working This Job During P2YEAR-CURRENTYEAR

1. Stopped Job P2YEAR or Later (CURR=0; or JOBTYP=MRMJ; or JOBTYP=Other and CURR=0)	5. All Others	→ GO TO D69CKPT
-------------------------------------------------------------------------------------	---------------	-----------------

↓



PSID BC10A

D10A. (CATI) While you were employed during [PYEAR], did you miss any work because someone else was sick?

→ GO TO D10B



(WEB) The information you report will be highlighted in the calendar at the top of the screen. The purpose of the calendar is to help you remember what you have reported and will appear on several of the following screens.

While you were employed during [PYEAR], did you miss any work because SOMEONE ELSE was sick?

→ GO TO D10B



PSID BC10AMTH, BC10AWK, BC10ADY

D10AMth, D10AWk, D10ADy.

(CATI) How much work did you miss in [PYEAR] because someone else was sick?

- ENTER as number of Months, Weeks, and Days
- [0] not allowed, PRESS [Enter]

CHECK: You must enter either months, weeks or days.

CHECK: You cannot enter more than ONE YEAR in total.

(WEB) How much work did you miss in [PYEAR] because SOMEONE ELSE was sick?

Please enter as a number of months, weeks and/or days; for "0" please leave the box empty - do not enter "0".

Number of months

Number of weeks

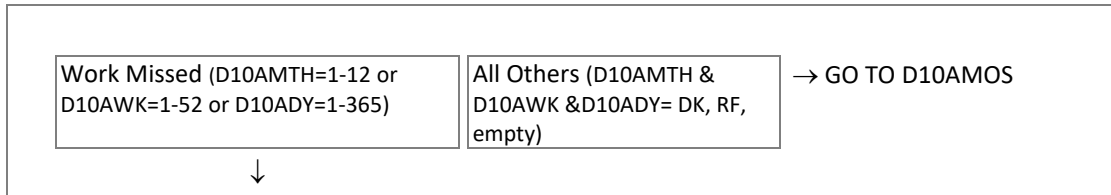
Number of days

CHECK: Please enter a number from 1 to [12 / 52 / 365].

CHECK: You cannot enter more than ONE YEAR in total.

SIGNAL for NA: This information is important. Please give us your best estimate.

D10APTO RULE: Whether Missed Work Because Someone Else Sick



PSID BC10APTO

D10APTO. (CATI)  Page 34

[Reported Time Away in \[PYEAR\] for Someone Else Sick \(READ if needed\)](#)

Number of Months: [D10AMTH]

Number of Weeks: [D10AWK]

Number of Days: [D10ADY]

How much of that time in [PYEAR] was paid time off? Would you say all of it, about half, none, or something else?

1. All of it	2. About half of it	3. None of it
--------------	---------------------	---------------

7. <a href="#">Something else-specify</a> (D10APTOSPEC. <a href="#">Specify.</a> (String 100))
------------------------------------------------------------------------------------------------

(WEB) How much of that time in [PYEAR] was PAID TIME OFF?

Reported Time Away in [PYEAR] (Someone Else Sick)

Number of Months: [D10AMTH]

Number of Weeks: [D10AWK]

Number of Days: [D10ADY]

1. All of it	2. About half of it	3. None of it	7. <i>Something else - Please specify:</i> (D10APTOSPEC)
--------------	---------------------	---------------	----------------------------------------------------------

PSID BC10AMOS

D10AMOS.

(CATI) [Reported Time Away in \[PYEAR\] for Someone Else Sick \(READ if needed\)](#)

Number of Months: [D10AMTH]

Number of Weeks: [D10AWK]

Number of Days: [D10ADY]

During which months of [PYEAR] was that (when you] missed work because someone else was sick)?

- ENTER all that apply
- PROBE: Any others?
- Do not include months when R was not employed

Select All	Clear All
------------	-----------

1. January	2. February	3. March	4. April	5. May	6. June
7. July	8. August	9. September	10. October	11. November	12. December

(WEB)

Reported Time Away in [PYEAR] (Someone Else Sick)

Number of Months: [D10AMTH]

Number of Weeks: [D10AWK]

Number of Days: [D10ADY]

During which months of [PYEAR] was that when you missed work because SOMEONE ELSE was sick?

*Please select all that apply.*

*Please do not include months when you were not employed.*

Select All	Clear All
------------	-----------

1. January	2. February	3. March	4. April	5. May	6. June
7. July	8. August	9. September	10. October	11. November	12. December



PSID BC10B  
D10B.

(CATI) While you were employed during [PYEAR], did you miss any work because you were sick?

→ GO TO D10C



(WEB) While you were employed during [PYEAR], did you miss any work because YOU were sick?

→ GO TO D10C



PSID BC10BMTH, BC10BWK, BC10BDY

D10BMth, D10BWK, D10BDy.

(CATI) How much work did you miss in [PYEAR] because you were sick?

- ENTER as number of Months, Weeks, and Days
- [0] not allowed, PRESS [Enter]

CHECK: You must enter either months, weeks or days.

CHECK: You cannot enter more than ONE YEAR in total.

(WEB) How much work did you miss in [PYEAR] because YOU were sick?

Please enter as a number of months, weeks and/or days; for "0" please leave the box empty - do not enter "0".

Number of months

Number of weeks

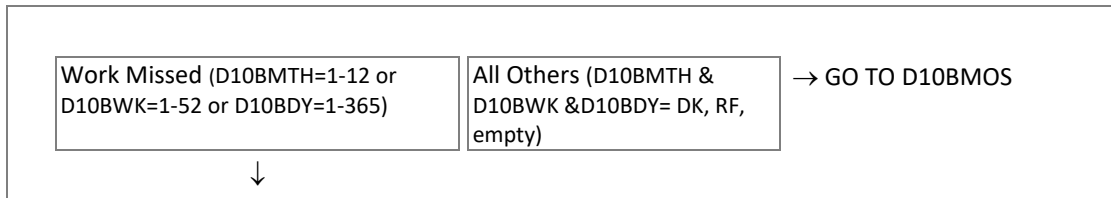
Number of days

CHECK: Please enter a number from 1 to [12 / 52 / 365].

CHECK: You cannot enter more than ONE YEAR in total.

SIGNAL for NA: This information is important. Please give us your best estimate.

D10BPTRULE: Whether Missed Work Because Self Sick



PSID BC10BPTO

D10BPTO. (CATI)  Page 34

[Reported Time Away in \[PYEAR\] for Self Sick \(READ if needed\)](#)

Number of Months: [D10BMTH]

Number of Weeks: [D10BWK]

Number of Days: [D10BDY]

How much of that time in [PYEAR] was paid time off? Would you say all of it, about half, none, or something else?

1. All of it	2. About half of it	3. None of it
--------------	---------------------	---------------

7. <a href="#">Something else-specify</a> (D10BPTOSPEC. <i>Specify.</i> (String 100))
---------------------------------------------------------------------------------------

(WEB) How much of that time in [PYEAR] was PAID TIME OFF?

[Reported Time Away in \[PYEAR\] \(Self Sick\)](#)

Number of Months: [D10BMTH]

Number of Weeks: [D10BWK]

Number of Days: [D10BDY]

1. All of it	2. About half of it	3. None of it	7. <i>Something else - Please specify:</i> (D10BPTOSPEC)
--------------	---------------------	---------------	----------------------------------------------------------

PSID BC10BMOS

D10BMOS.

(CATI) [Reported Time Away in \[PYEAR\] for Self Sick \(READ if needed\)](#)

Number of Months: [D10AMTH]

Number of Weeks: [D10AWK]

Number of Days: [D10ADY]

During which months of [PYEAR] was that (when you missed work because you were sick)?

- ENTER all that apply
- PROBE: Any others?
- Do not include months when R was not employed

Select All	Clear All
------------	-----------

1. January	2. February	3. March	4. April	5. May	6. June
7. July	8. August	9. September	10. October	11. November	12. December

(WEB) [Reported Time Away in \[PYEAR\] \(Self Sick\)](#)

Number of Months: [D10AMTH]

Number of Weeks: [D10AWK]

Number of Days: [D10ADY]

During which months of [PYEAR] was that when you missed work because YOU were sick?

*Please select all that apply.*

*Please do not include months when you were not employed.*

Select All	Clear All
------------	-----------

1. January	2. February	3. March	4. April	5. May	6. June
7. July	8. August	9. September	10. October	11. November	12. December

PSID BC10C

D10C. (CATI) While you were employed during [PYEAR], did you miss any work for a vacation or time off?

→ GO TO D10D



(WEB) While you were employed during [PYEAR], did you miss any work for a vacation or time off?

→ GO TO D10D



PSID BC10CMth, BC10CWK, BC10CDY

D10CMth, D10CWk, D10CDy.

(CATI) How much work did you miss in [PYEAR] for a vacation or time off?

- ENTER as number of Months, Weeks, and Days
- [0] not allowed, PRESS [Enter]

CHECK: You must enter either months, weeks or days.

CHECK: You cannot enter more than ONE YEAR in total.

(WEB) How much work did you miss in [PYEAR] for a vacation or time off?

Please enter as a number of months, weeks and/or days; for "0" please leave the box empty - do not enter "0".

Number of months

Number of weeks

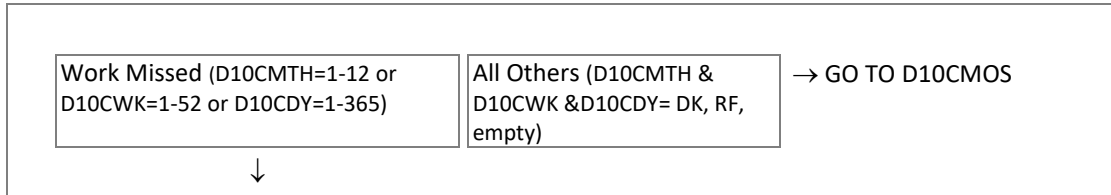
Number of days

CHECK: Please enter a number from 1 to [12 / 52 / 365].

CHECK: You cannot enter more than ONE YEAR in total.

SIGNAL for NA: This information is important. Please give us your best estimate

D10CPTO RULE: Whether Missed Work Because Vacation/Time Off



PSID BC10CPTO

D10CPTO. (CATI) [Page 34](#)

[Reported Time Away in \[PYEAR\] for Vacation \(READ if needed\)](#)

Number of Months: [D10CMTH]

Number of Weeks: [D10CWK]

Number of Days: [D10CDY]

How much of that time in [PYEAR] was paid time off? Would you say all of it, about half, none, or something else?

(WEB) How much of that time in [PYEAR] was PAID TIME OFF?

Reported Time Away in [PYEAR] (Vacation)

Number of Months: [D10CMTH]

Number of Weeks: [D10CWK]

Number of Days: [D10CDY]

1. All of it	2. About half of it	3. None of it	7. Something else - Please specify: (D10CPTOSPEC)
--------------	---------------------	---------------	---------------------------------------------------

PSID BC10CMOS

D10CMOS.

(CATI) [Reported Time Away in \[PYEAR\] for Vacation \(READ if needed\)](#)

Number of Months: [D10CMTH]

Number of Weeks: [D10CWK]

Number of Days: [D10CDY]

During which months of [PYEAR] was that (when you missed work for a vacation or time off)?

- ENTER all that apply
- PROBE: Any others?
- Do not include months when R was not employed

Select All	Clear All				
1. January	2. February	3. March	4. April	5. May	6. June
7. July	8. August	9. September	10. October	11. November	12. December

(WEB) Reported Time Away in [PYEAR] (Vacation)

Number of Months: [D10CMTH]

Number of Weeks: [D10CWK]

Number of Days: [D10CDY]

During which months of [PYEAR] was that when you missed work for a vacation or time off?

Please select all that apply.

Please do not include months when you were not employed.

Select All	Clear All				
1. January	2. February	3. March	4. April	5. May	6. June
7. July	8. August	9. September	10. October	11. November	12. December

PSID BC10D

D10D. (CATI) While you were employed during [PYEAR], did you miss any work because you were on strike?

1. Yes 5. No → GO TO D10E



(WEB) While you were employed during [PYEAR], did you miss any work because you were on strike?

1. Yes 5. No → GO TO D10E



CHECK: You must enter either months, weeks or days.

CHECK: You cannot enter more than ONE YEAR in total.

BC10DMTH, BC10DWK, BC10DDY  
 D10DMth, D10DWk, D10DDy.

(CATI) How much work did you miss in [PYEAR] because you were on strike?

- ENTER as number of Months, Weeks, and Days
- [0] not allowed, PRESS [Enter]

1 – 12

1 – 52

1 – 365

(WEB) How much work did you miss in [PYEAR] because you were on strike?

Please enter as a number of months, weeks and/or days; for "0" please leave the box empty - do not enter "0".

1 – 12 Number of months

1 – 52 Number of weeks

1 – 365 Number of days

CHECK: Please enter a number from 1 to [12 / 52 / 365].

CHECK: You cannot enter more than ONE YEAR in total.

SIGNAL for NA: This information is important. Please give us your best estimate.

BC10DMOS  
 D10DMOS.

(CATI) [Reported Time Away in \[PYEAR\] for On Strike \(READ if needed\)](#)

Number of Months: [D10DMTH]

Number of Weeks: [D10DWK]

Number of Days: [D10DDY]

During which months of [PYEAR] was that (when you missed work because you were on strike)?

- ENTER all that apply
- PROBE: Any others?
- Do not include months when R was not employed

Select All Clear All

1. January	2. February	3. March	4. April	5. May	6. June
7. July	8. August	9. September	10. October	11. November	12. December

(WEB) [Reported Time Away in \[PYEAR\] \(On Strike\)](#)

Number of Months: [D10DMTH]

Number of Weeks: [D10DWK]

Number of Days: [D10DDY]

During which months of [PYEAR] was that when you missed work because you were on strike?

Please select all that apply.

Please do not include months when you were not employed.

Select All Clear All

1. January	2. February	3. March	4. April	5. May	6. June
7. July	8. August	9. September	10. October	11. November	12. December

PSID BC10E

D10E. (CATI) While you were employed during [PYEAR], did you miss any work because you were temporarily laid off or furloughed from work?

→ GO TO D10



(WEB) While you were employed during [PYEAR], did you miss any work because you were temporarily laid off or furloughed from work?

→ GO TO D10



PSID BC10EMTH, BC10EWK, BC10EDY

D10EMth, D10EWk, D10EDy.

(CATI) How much work did you miss in [PYEAR] because you were temporarily laid off or furloughed from work?

- ENTER as number of Months, Weeks, and Days
- [0] not allowed, PRESS [Enter]

CHECK: You must enter either months, weeks or days.

CHECK: You cannot enter more than ONE YEAR in total.

(WEB) How much work did you miss in [PYEAR] because you were temporarily laid off or furloughed from work?

Please enter as a number of months, weeks and/or days; for "0" please leave the box empty - do not enter "0".

Number of months

Number of weeks

Number of days

CHECK: Please enter a number from 1 to [12 / 52 / 365].

CHECK: You cannot enter more than ONE YEAR in total.

SIGNAL for NA: This information is important. Please give us your best estimate.

PSID BC10EMOS

D10EMOS.

(CATI) [Reported Time Away in \[PYEAR\] for Temporary Layoff or Furlough \(READ if needed\)](#)

Number of Months: [D10EMTH]

Number of Weeks: [D10EWK]

Number of Days: [D10EDY]

During which months of [PYEAR] was that (when you missed work because you were temporarily laid off or furloughed from work)?

- ENTER all that apply
- PROBE: Any others?
- Do not include months when R was not employed

<input type="text" value="1. January"/>	<input type="text" value="2. February"/>	<input type="text" value="3. March"/>	<input type="text" value="4. April"/>	<input type="text" value="5. May"/>	<input type="text" value="6. June"/>
<input type="text" value="7. July"/>	<input type="text" value="8. August"/>	<input type="text" value="9. September"/>	<input type="text" value="10. October"/>	<input type="text" value="11. November"/>	<input type="text" value="12. December"/>

(WEB) Reported Time Away in [PYEAR] (Temporary Layoff or Furlough)

Number of Months: [D10EMTH]

Number of Weeks: [D10EWK]

Number of Days: [D10EDY]

During which months of [PYEAR] was that when you missed work because you were temporarily laid off or furloughed from work?

Please select all that apply.

Please do not include months when you were not employed.

<input type="button" value="Select All"/>		<input type="button" value="Clear All"/>			
<input type="checkbox"/> 1. January	<input type="checkbox"/> 2. February	<input type="checkbox"/> 3. March	<input type="checkbox"/> 4. April	<input type="checkbox"/> 5. May	<input type="checkbox"/> 6. June
<input type="checkbox"/> 7. July	<input type="checkbox"/> 8. August	<input type="checkbox"/> 9. September	<input type="checkbox"/> 10. October	<input type="checkbox"/> 11. November	<input type="checkbox"/> 12. December

**END TIMEAWAY**NOT WORKINGNot Working in PYear

PSID BC7DCKPT

D13CKPT. CAI Checkpoint: Number of Weeks Worked in PYEAR

<input type="checkbox"/> 1. None or Part of Year (PYTOTWKS=0-51, 99)	<input type="checkbox"/> 5. Entire Year (PYTOTWKS=52)	→ GO TO D19CKPT
↓		

PSID BC7D

D13. (CATI)

Next are questions about times during [PYEAR] in which you were not employed, that is, not working at all for pay.

[PYTOTWKS=0 & PY2TOTWKS<>0: Some people continue to look for a job even if they are otherwise not employed.] [PYTOTWKS=0: Although you were not employed in [PYEAR], were / PYTOTWKS<>0: Were] there any times during [PYEAR] when you were not employed and you were looking for a job?

- 'Not employed' means not working for pay

(WEB)

Next are questions about times during [PYEAR] in which you were NOT employed, that is, not working at all for pay.

[PYTOTWKS=0 & PY2TOTWKS<>0: Some people continue to look for a job, even if they are otherwise not employed.] [PYTOTWKS=0: Although you were not employed in [PYEAR], were / PYTOTWKS<>0: Were] there any times during [PYEAR] when you were NOT employed and you were LOOKING FOR A JOB?

'Not employed' means not working for pay.

<input type="checkbox"/> 1. Yes	<input type="checkbox"/> 5. No	→ GO TO D19CKPT
---------------------------------	--------------------------------	-----------------

↓

## SECTION\_D.D14

PSID BC7DMTH, BC7DWK, BC7DDY

D14. (CATI)

How long were you not employed and looking for a job in [PYEAR]?

- ENTER as number of Months, Weeks, and Days
- [0] not allowed, PRESS [Enter]

Months Weeks Days *CHECK:* You must enter either months, weeks or days.*CHECK:* You cannot enter more than ONE YEAR in total.

(WEB) [NOT WORKING TIMELINE]

How long were you NOT employed and looking for a job in [PYEAR]?

*Please enter as a number of months, weeks and/or days; for "0" please leave the box empty - do not enter "0".* Number of months Number of weeks Number of days*CHECK:* Please enter a number from 1 to [12 / 52 / 365].*CHECK:* You cannot enter more than ONE YEAR in total.*SIGNAL for NA:* This information is important. Please give us your best estimate.

## END D14

PSID BC7DMOS

D15. (CATI)

[Reported Time Not Employed and Looking for a Job in \[P2YEAR\] \(READ if needed\)](#)

Number of Months: [D7BMTH]

Number of Weeks: [D7BWK]

Number of Days: [D7BDY]

During which months in [PYEAR] was that when you were not employed and looking for a job?

- ENTER all that apply
- PROBE: Any others?

Select All/Clear All

1. January	2. February	3. March	4. April	5. May	6. June
------------	-------------	----------	----------	--------	---------

7. July	8. August	9. September	10. October	11. November	12. December
---------	-----------	--------------	-------------	--------------	--------------

(WEB)

Reported Time Not Employed and Looking for a Job in [PYEAR]

Number of Months: [D7DMTH]

Number of Weeks: [D7DWK]

Number of Days: [D7DDY]

In what months in [PYEAR] was that when you were NOT employed and looking for a job?

*Please select all that apply.*

Select All/Clear All

1. January	2. February	3. March	4. April	5. May	6. June
------------	-------------	----------	----------	--------	---------

7. July	8. August	9. September	10. October	11. November	12. December
---------	-----------	--------------	-------------	--------------	--------------



Not Working in P2Year

PSID BC7BCKPT

D19CKPT. CAI Checkpoint: Number of Weeks Worked in P2YEAR

1. None or Part of Year (P2YTOTWKS=0-51, 99)	5. Entire Year (P2YTOTWKS=52)	→ GO TO D76CKPT
↓		

PSID BC7B

D19. (CATI)

Next are questions about times during [P2YEAR] in which you were not employed, that is, not working at all for pay.

[P2YTOTWKS=0: Some people continue to look for a job, even if they are retired or otherwise not employed.

Although you were not employed in [P2YEAR], were / P2YTOTWKS<>0: Were] there any times during [P2YEAR] when you were not employed and you were looking for a job?

- 'Not employed' means not working for pay

(WEB)

Next are questions about times during [P2YEAR] in which you NOT employed, that is, not working at all for pay.

[P2YTOTWKS=0: Some people continue to look for a job, even if they are retired or otherwise not employed.

Although you were not employed in [P2YEAR], were / P2YTOTWKS<>0: Were] there any times during [P2YEAR] when you were NOT employed and you LOOKING FOR A JOB?

'Not employed' means not working for pay.

1. Yes 5. No → GO TO D76CKPT

↓

**SECTION\_D.D20**

PSID BC7BMTH, BC7BWK, BC7BDY

D20. (CATI)

How long were you not employed and looking for a job in [P2YEAR]?

- ENTER as number of Months, Weeks, and Days
- [0] not allowed, PRESS [Enter]

Months 1 – 12

Weeks 1 – 52

Days 1 – 365

CHECK: You must enter either months, weeks or days.

CHECK: You cannot enter more than ONE YEAR in total.

(WEB)

How long were you NOT employed and LOOKING for a job in [P2YEAR]?

Please enter as a number of months, weeks and/or days; for "0" please leave the box empty - do not enter "0".

1 – 12 Number of months

1 – 52 Number of weeks

1 – 365 Number of days

CHECK: Please enter a number from 1 to [12 / 52 / 365].

CHECK: You cannot enter more than ONE YEAR in total.

SIGNAL for NA: This information is important. Please give us your best estimate.

**END D20**

PSID BC7BMOS

D21. (CATI)

[Reported Time Not Employed and Looking for a Job in \[P2YEAR\] \(READ if needed\)](#)

Number of Months: [D7BMTH]

Number of Weeks: [D7BWK]

Number of Days: [D7BDY]

During [P2YEAR], in what months were you not employed looking for a job?

- ENTER all that apply
- PROBE: Any others?

Select All/Clear All

1. January	2. February	3. March	4. April	5. May	6. June
7. July	8. August	9. September	10. October	11. November	12. December

(WEB)

[Reported Time Not Employed and Looking for a Job in \[P2YEAR\]](#)

Number of Months: [D7BMTH]

Number of Weeks: [D7BWK]

Number of Days: [D7BDY]

During [P2YEAR], in what months were you NOT employed and LOOKING for a job?

*Please select all that apply.*

Select All/Clear All

1. January	2. February	3. March	4. April	5. May	6. June
7. July	8. August	9. September	10. October	11. November	12. December

Time Use at Work

PSID BC60ACKPT

D76CKPT. CAI Checkpoint: Whether OFUM Is Currently Working

1. Currently Working (CURRCOUNT=1 For Any Job)	5. All Others	→ GO TO D82CKPT
↓		

PSID BC60A

D77. (CATI) These next questions are about the time you spend working in a typical week.

In a typical week, how many hours do you spend working for pay?

- IF R report hours other than weekly, PROBE: About how many hours per week would you say that is?
- IF R reports a range, PROBE: Within that range, what is your best estimate?
- ROUND DOWN for fractions less than  $\frac{1}{2}$  (0.5)
- ROUND UP for fractions  $\frac{1}{2}$  (0.5) or more

0 None

1-111 Actual hours

112 112 Hours or more

0 – 112

(WEB) These next questions are about the time you spend working IN A TYPICAL WEEK. In a typical week, how many hours do you spend working for pay?

Please enter a number from 0 to 112.

Please round to the nearest number of hours.

0 – 112 Hours

PSID BC60B-BC60E

D78, D79, D80, D81

(CATI) D78. [Page 35](#)

While you are working, how often do you interact with other people, including on the phone, in person, and online?

Would you say never, rarely, sometimes, often, or almost always?

1. Never 2. Rarely 3. Sometimes 4. Often 5. Almost always or always

D79. [Page 35](#)

(While you are working...)

How often do you perform physically demanding activities requiring strength or physical effort for long periods of time?

Would you say never, rarely, sometimes, often, or almost always?

1. Never 2. Rarely 3. Sometimes 4. Often 5. Almost always or always

D80. [Page 35](#)

(While you are working...)

How often do you perform mentally demanding activities, for example, analyzing information, learning new material, or solving complex problems?

(Would you say never, rarely, sometimes, often, or almost always?)

1. Never 2. Rarely 3. Sometimes 4. Often 5. Almost always or always

D81. [Page 35](#)

(While you are working...)

How often do you feel rushed or pressed for time?

(Would you say never, rarely, sometimes, often, or almost always?)

1. Never 2. Rarely 3. Sometimes 4. Often 5. Almost always or always

(WEB)

IN A TYPICAL WEEK, while you are working, how often do you:

	Never	Rarely	Sometimes	Often	Almost Always or Always
D78. Interact with other people, including on the phone, in person, and online	1	2	3	4	5
D79. Perform PHYSICALLY demanding activities requiring strength or physical effort for long periods of time	1	2	3	4	5
D80. Perform MENTALLY demanding activities, for example, analyzing information, learning new material, or solving complex problems	1	2	3	4	5
D81. Feel rushed or pressed for time	1	2	3	4	5

PSID BC61CKPT MODIFIED

D82CKPT. CAI Checkpoint: Whether Worked Since P2YEAR

1. No Work Since P2YEAR (WTRWRK=0)	5. Worked Since P2YEAR (WTRWRK=1)	→ GO TO D85
------------------------------------	-----------------------------------	-------------

↓

PSID BC62

D83. (CATI/WEB) Have you ever done any work for money?

1. Yes	5. No	→ GO TO D85
--------	-------	-------------

↓

PSID BC63.MONTH, BC63.YEAR

D84M, D84Y

(CATI) D84M. In what month and year did you last work?

- ENTER Month or Season (ENTER Year at next screen)
- PROBE DK month: Do you know what season it was?

1. January	2. February	3. March	4. April	5. May	6. June
7. July	8. August	9. September	10. October	11. November	12. December
21. Winter (Dec-Feb)	22. Spring (Mar-May)	23. Summer (Jun-Aug)	24. Fall (Sep-Nov)		

D84Y. (In what year did you last work?)

[D84M], \_\_\_\_

Enter Year: [YRBRN+15 (1998)]-[P3YEAR]

Enter 9997: Before [P2YEAR], DK exact year

[YRBRN+7 (1998)]-[P3YEAR]	9997. Before [P2YEAR], DK Exact Year
---------------------------	--------------------------------------

↓ D85

(WEB) D84M, D84Y. In what month and year did you last work?

Select ▾	Month or Season	Select ▾	Year
----------	-----------------	----------	------

Looking for Work

PSID BC64


D85. (CATI) Have you been looking for [NOT WORKING (OFUM WTRWRK=0; RP/SP PRELOAD.JOBTYPE<>CMJ & D1<>1, 2 & D2<>Yes): work / ALL OTHERS: another job] during the **past four weeks**?

(WEB) Have you been looking for [NOT WORKING (OFUM WTRWRK=0; RP/SP PRELOAD.JOBTYPE<>CMJ OR D46=NO PRESENT JOB): work / ALL OTHERS: another job] during the PAST FOUR WEEKS?

1. Yes    5. No    → GO TO D90ACKPT



PSID BC65 MODIFIED

D86. (CATI)  [Page 36](#)

What have you been doing the last four weeks to find [NOT WORKING (OFUM-WTRWRK=0; RP/SP PRELOAD.JOBTYPE<>CMJ OR D46=NO PRESENT JOB): work / ALL OTHERS: another job]?

- ENTER all that apply
- PROBE: Any others?
- READ list if needed or R is not using the Response Booklet, pausing after each option to allow R to respond
- IF R SAYS "Internet, website, on-line, on the computer" etc., PROBE for specific activity: What did you do - did you contact employers or agencies, check out potential employers without applying or what?

1. Checked with public employment agency	2. Checked with private employment agency
3. Checked with current employer directly	4. Checked with other employers directly
5. Checked with friends or relatives	6. Placed or answered ads
7. Other-specify (D86SPEC. Specify (String 500))	97. (SP_0a) Nothing
9. Contacted school/university employment centers	10. Checked with union/professional registries
11. Sent out resumes/filled out applications	12. Attended job training program/courses
13. Went on job interviews	14. Looked at ads or employers without applying
15. Used social media, e.g. Facebook, LinkedIn	16. Attended a career or job fair
17. Used online search engines, for example, Indeed.com	

(WEB) What have you been doing the last four weeks to find [NOT WORKING (OFUM-WTRWRK=0; RP/SP PRELOAD.JOBTYPE<>CMJ OR D46=NO PRESENT JOB): work / ALL OTHERS: another job]?

Please select all that apply.

97. (SP_0a) Nothing	
1. Checking with a public employment agency	2. Checking with a private employment agency
3. Checking with my current employer directly	4. Checking with my other employers directly
5. Checking with my friends or relatives	6. Placing or answering ads
9. Contacting school/university employment centers	10. Checking with union/professional registries
11. Sending out resumes/filled out applications	12. Attending job training programs/courses
13. Going on job interviews	14. Looking at ads or employers without applying
15. Using social media, e.g. Facebook, LinkedIn	16. Attending a career or job fair
17. Using online search engines, for example, Indeed.com	
7. Other – Please specify: (D86SPEC (String 100))	

PSID BC65ACKPT

D87CKPT. CAI Checkpoint: D86 Selections

1. Nothing, or Social Media Only, or Non-Response (D86=15, 17, 97 ONLY, DK/RF)	→ GO TO D90	5. All Others
		↓

PSID BC65A

D88. (CATI) [Methods Reported](#)[\[List of D86 selections\]](#)

ASK or CONFIRM: When you searched, did you use the internet (such as sending email or visiting websites)?

- If needed: Did you use the internet for any of the methods you mentioned?
- If needed: We're talking about the last 4 weeks

(WEB) [Methods Reported](#)[\[List of D86 selections\]](#)When you searched for [*NOT WORKING*: work / *ALL OTHERS*: another job] in the last four weeks, did you use the internet, such as sending email or visiting websites?

1. Yes 5. No → GO TO D90



PSID BC65B

D89. (CATI) [Methods Reported](#)[\[List of D86 selections\]](#)Were you required to use the internet, or were other options available (such as visiting, calling, or mailing materials)?

- ENTER [1] if R says the internet was required for some but not others
- If needed: We're talking about the last 4 weeks

1. Yes, required to use the internet 5. No, other options were available

(WEB) [Methods Reported](#)[\[List of D86 selections\]](#)

Were you REQUIRED to use the internet, or were other options available such as visiting, calling, or mailing materials?

1. Yes, required to use the internet for one or more methods 5. No, other options were available

**SECTION\_D.D90**

PSID BC67

D90. (CATI) How long have you been looking for work?

- YEARS for amounts given in whole years
- MONTHS and WEEKS for amounts less than one year
- ENTER 1 WEEK for amounts of one week or less
- [0] not allowed, PRESS [Enter]

Years 1 – 28

Months 1 – 12

Weeks 1 – 52

(WEB) How long have you been looking for work?

Please enter as a number of years, months, and/or weeks.

Years CHECK: "0" is not allowed.

Months CHECK: "0" is not allowed.

Weeks CHECK: "0" is not allowed.

**END D90**


Not Working & Not Looking for Work

PSID BC68CKPT

D90ACKPT. CAI Checkpoint: Whether Currently Working; Whether Looking for Work

1. Not Currently Working (D22CKPT=3,4,5) OR (HWQW=1-3 & Preload.JobType<>CMJ & (D1<>1,2 & D2<>Yes)) & Not Looking (D85=5, DK/RF/NA)	5. All Others	→ GO TO D91
↓		

PSID BC68

D90A. (CATI)  Page 37

What is the main reason you were not looking for work during the last four weeks?

- If R gives multiple reasons, **PROBE**: Which of those would be the main reason?

1. Believe no work available in area that R likes	2. Couldn't find any work
3. Lack necessary schooling/training	4. Employers think too young
5. Other types of discrimination	6. In school or training
7. Transportation problems	8. Family responsibilities
9. Can't arrange child care	10. Disability
11. Retired	97. Other-specify (D90ASPEC. Specify (String 200))

(WEB) What is the main reason [you were / he was / she was] not looking for work during the last four weeks?

1. Believed that no work was available in desired area	2. Couldn't find any work
3. Lacked necessary schooling or training	4. Employers thought too young
5. Other types of discrimination	6. Was in school or training
7. Transportation problems	8. Family responsibilities
9. Couldn't arrange child care	10. Disability
11. Retired	97. Other-specify (D90ASPEC. Specify (String 200))

Military Service

D91. (CATI) Are you currently serving in any branch of the Armed Services?

- This does not include ROTC (Reserve Officers' Training Corps)

(WEB) Are you currently serving in any branch of the Armed Services?

This does not include ROTC (Reserve Officers' Training Corps).

→ GO TO D93M

↓

D92. (CATI) Have you ever served (in any branch of the Armed Services)?

- This does not include ROTC (Reserve Officers' Training Corps)

(WEB) Have you ever served in any branch of the Armed Services?

This does not include ROTC (Reserve Officers' Training Corps).

1. Yes 5. No → GO TO D112CKPT



D93M, D93Y

(CATI) D93M. In what month and year did you begin your [D91 =YES: present / D92=YES: most recent] term of service?

- ENTER Month or Season (ENTER Year at next screen)
- PROBE DK month: Do you know what season it was?

1. January	2. February	3. March	4. April	5. May	6. June
7. July	8. August	9. September	10. October	11. November	12. December
21. Winter (Dec-Feb)	22. Spring (Mar-May)	23. Summer (Jun-Aug)	24. Fall (Sep-Nov)		

D93Y. (In what month and year did you begin your [D91 =YES: present / D92=YES: most recent] term of service?) [D93M], \_\_\_\_

- ENTER Year

Enter 9996 [P2YEAR]-[CURRENTYEAR], DK which year

Enter 9997 Before [P2YEAR], DK exact year

[YRBRN+17 (2008)] – [CURRENTYEAR]	9996. [P2YEAR]- [CURRENTYEAR], DK Which Year	9997. Before [P2YEAR], DK Exact Year
-----------------------------------------	----------------------------------------------------	--------------------------------------------

CHECK: Please enter a date in or before ^MONTH (CURRENTDATE) ^YEAR (CURRENTDATE).

↓ D94CKPT

(WEB) D93M, D93Y. In what month and year did you begin your [D91 =YES: present / D92=YES: most recent] term of service?

Select ▾ Month or Season Select ▾ Year CHECK: Please enter a date in or before ^MONTH (CURRENTDATE) ^YEAR (CURRENTDATE).

D94CKPT. CAI Checkpoint: Whether Currently in Military Service

1. Currently in Military (D91=Yes) → GO TO D97 5. No Longer in Military (D91<>Yes & D92=Yes)



D95M, D95Y

(CATI) D95M. In what month and year did your most recent term of service end?

- ENTER Month or Season (ENTER Year at next screen)
- PROBE DK month: Do you know what season it was?

1. January	2. February	3. March	4. April	5. May	6. June
7. July	8. August	9. September	10. October	11. November	12. December
21. Winter (Dec-Feb)	22. Spring (Mar-May)	23. Summer (Jun-Aug)	24. Fall (Sep-Nov)		



D95Y. (In what month and year did your most recent term of service end?)

[D95M], \_\_\_\_\_

- ENTER Year

Enter 9996 [P2YEAR]-[CURRENTYEAR], DK which year

Enter 9997 Before [P2YEAR], DK exact year

[D93Y / YRBRN+17 (2008)] – [CURRENTYEAR]	9996. [P2YEAR]-[CURRENTYEAR], DK Which Year	9997. Before [P2Y], DK Exact Year
------------------------------------------	---------------------------------------------	-----------------------------------

CHECK: Please enter a date in or before ^MONTH (CURRENTDATE) ^YEAR (CURRENTDATE).

↓ D95A

(WEB) D95M, D95Y. In what month and year did you begin your most recent term of service end?

Month or Season  Year CHECK: Please enter a date in or before ^MONTH (CURRENTDATE) ^YEAR (CURRENTDATE).

D95A. (CATI) Did you complete your military contract?

- For Don't Know, PRESS [Ctrl D]
- For Refusal, PRESS [Ctrl R]

(WEB) Did you complete your military contract?

→ GO TO D96

↓

D95B. (CATI) Did you re-enlist with the military?

- For Don't Know, PRESS [Ctrl D]
- For Refusal, PRESS [Ctrl R]

(WEB) Did you re-enlist with the military?

→ GO TO D97

↓

D96. (CATI) Why did you leave the military?

- For Don't Know, PRESS [Ctrl D]
- For Refusal, PRESS [Ctrl R]

(WEB) Why did you leave the military?

D97. (CATI) [D91=YES: Are / D92=YES: Were] you in the military reserves or active-duty military?

(WEB) [D91=YES: Are / D92=YES: Were] you in the...

D98. (CATI) In which branch [D91=YES: are / D92=YES: were] you?

- If R says, "National Guard", PROBE: Which branch?

(WEB) In which branch [D91=YES: are / D92=YES: were] you?

→ GO TO D100

↓

D99. (CATI/WEB) What [D91=YES: is / D92=YES: was] your [D91=YES: current] rank [D92=YES: when you left the [D98]]?

	1. Private, P V-1 E1	2. Private, P V-2 E2	3. Private 1 <sup>st</sup> Class E3	4. Corporal E4
ARMY	5. Specialist when required, ranks under Corporal E4	6. Sergeant E5	7. Staff Sergeant E6	
	8. Warrant Officer One	9. Second Lieutenant	10. First Lieutenant	
AIR FORCE	11. Airman Basic E1	12. Airman E2	13. Airman 1 <sup>st</sup> Class E3	14. Senior Airman E4
	15. Staff Sergeant E5	16. Second Lieutenant	17. First Lieutenant	
MARINES	21. Private E1	22. Private 1 <sup>st</sup> Class E2	23. Lance Corporal E3	24. Corporal E4
	25. Sergeant E5	26. Second Lieutenant	27. First Lieutenant	
NAVY	31. Seaman Recruit E1	32. Seaman Apprentice E2	33. Seaman E3	
	34. Petty Officer 3 <sup>rd</sup> Class E4	35. Petty Officer 2 <sup>nd</sup> Class E5	37. Petty Officer 1 <sup>st</sup> Class E6	38. Ensign
CST GRD	41. Seaman E3	42. Petty Officer 3 <sup>rd</sup> Class E4	43. Ensign	44. Lieutenant Junior Officer
SPACE FORCE	51. Specialist 1 E1	52. Specialist 2 E2	53. Specialist 3 E3	54. Specialist 4 E4
	55. Sergeant E5	56. Second Lieutenant	57. First Lieutenant	
ALL	97. (CATI) Other-specify (D99SPEC. Specify. (String 200)) (WEB) Other – Please specify: (D99SPEC (String 200))			

D100. (CATI) What [D91=YES: is / D92=YES: was] your military occupational specialty?

- IF R does not know or cannot remember their MOS, PRESS [Ctrl-D]
- IF R refuses, PRESS [Ctrl-R]

(WEB) What [D91=YES: is / D92=YES: was] your military occupational specialty?

String 500 → GO TO D102 DK/RF/NA



D102. (CATI/WEB) [D91=YES: Have you been / D92=YES: Were you ever] deployed outside the U. S.?

1. Yes 5. No → GO TO D104



D103A. (CATI) In what country were you deployed?

- ENTER all that apply

1. Iraq 2. Afghanistan 7. Other-specify (D103SPEC. Specify (String 100))

(WEB) In what country were you deployed?

Please select all that apply.


1. Iraq 2. Afghanistan 7. Other- What country or countries was that? (D103ASPEC (String 100))

D104. (CATI/WEB) [D91=YES: Is / D92=YES: Was] the training you [D92=YES: have] received in the military what you expected to receive when you first joined the military?

1. Yes 5. No

### Military Service

D105 is a component of [Military Service](#)

D105. (CATI)  Page 38

On a scale of 1 to 7, where 1 means not at all satisfied and 7 means completely satisfied, all things considered, how satisfied [D91=YES: are / D92=YES: were] you with your military experience?

- Whatever it means to you IS allowed

(WEB) All things considered, how satisfied [D91=YES: are / D92=YES: were] you with your military experience?

Not at all satisfied Completely satisfied

D106. (CATI/WEB) Did you join the [D97=RESERVES: military reserves / D97=ACTIVE: active-duty military] as a way to save money for college?

D107. (CATI/WEB) [D91=YES: Are / D92=YES: Were] you in a college savings plan?

→ GO TO D109




D108. (CATI) Would you have wanted to be in it (a college savings plan)?

(WEB) Would you have wanted to be in a college savings plan?

D109. (CATI/WEB) [D91=YES: Do / D92=YES: Did] you plan to have a long-term career in the military?

D110 is a component of [Military Service](#)

D110. (CATI)  Page 39


Using any number from 1 to 7, where 1 means not very successful and 7 means very successful, how successful do you think you [D91=YES: could be / D92=YES: could have been] in a military career?

- Whatever it means to you IS allowed

(WEB) How successful do you think you [D91=YES: could be / D92=YES: could have been] in a military career?

Not very successful Very successful

D111 is a component of [Military Service](#)

D111. (CATI)  Page 40

Using any number from 1 to 7, where 1 means not very helpful and 7 means very helpful,  
How helpful [D91=YES: will your military experience be in getting the job you want when you return  
/D92=YES: was your military experience in getting the job you wanted when you returned] to civilian  
life?

- Whatever it means to you IS allowed

1. Not very helpful  2  3  4  5  6  7. Very helpful

(WEB) How helpful [D91=YES: will your military experience be in getting the job you want when you return  
/D92=YES: was your military experience in getting the job you wanted when you returned] to civilian  
life?

Not very helpful								Very helpful
<input type="text"/>	<input type="text"/>	<input type="text"/>	<input type="text"/>	<input type="text"/>	<input type="text"/>	<input type="text"/>	<input type="text"/>	<input type="text"/>
1	2	3	4	5	6	7		

### Time Use Outside of Work

D112CKPT. CAI Checkpoint: Whether R is PSID Reference Person, Spouse/Partner, or OFUM

1. RP/SP (PRELOAD.HWQW=1, 2, 3) → GO TO SECTION E	2. OFUM (PRELOAD.HWQW=4)
↓	

D112, D113, D114

(CATI) D112. These next few questions are about how you spend your time [CURRENTLY WORKING: when you are not working].

In a typical week, how many hours do you spend doing housework, for example, cooking, cleaning, and other work around the house?

- IF R report hours other than weekly, PROBE: About how many hours per week would you say that is?
- IF R reports a range, PROBE: Within that range, what is your best estimate?
- ROUND DOWN for fractions less than ½ (0.5)
- ROUND UP for fractions ½ (0.5) or more

0 None

1-112 Actual hours

0-112

D113. (In a typical week, how many hours do you spend)

Doing personal care activities, for example, grooming, getting ready for the day, or taking care of your health needs?

- IF R report hours other than weekly, PROBE: About how many hours per week would you say that is?
- IF R reports a range, PROBE: Within that range, what is your best estimate?
- ROUND DOWN for fractions less than ½ (0.5)
- ROUND UP for fractions ½ (0.5) or more

0 None

1-112 Actual hours

0-112

D114. (In a typical week, how many hours do you spend)

Shopping, for example, buying groceries or clothes, or shopping online?

- IF R report hours other than weekly, **PROBE**: About how many hours per week would you say that is?
- IF R reports a range, **PROBE**: Within that range, what is your best estimate?
- **ROUND DOWN** for fractions less than  $\frac{1}{2}$  (0.5)
- **ROUND UP** for fractions  $\frac{1}{2}$  (0.5) or more

0 None

1-112 Actual hours

(WEB) These next few questions are about how you spend your time [*CURRCOUNT*>0: when you are NOT WORKING]. In a TYPICAL WEEK, how many hours do you spend doing each of the following?

Please enter a number from 0 to 112.

Please round to the nearest number of hours.

D112. HOUSEWORK, for example, cooking, cleaning, and other work around the house  Hours

D113. PERSONAL CARE activities, for example, grooming, getting ready for the day, or taking care of your health needs  Hours

D114. SHOPPING, for example, buying groceries or clothes, or shopping online  Hours

D115, D116

(CATI) D115. (In a typical week, how many hours do you spend)

Caring for or looking after children? [*CURRENTLY WORKING*: Exclude hours providing care if this is your job.]

- IF R reports 24/7, **ENTER** [168]
- IF R report hours other than weekly, **PROBE**: About how many hours per week would you say that is?
- IF R reports a range, **PROBE**: Within that range, what is your best estimate?
- **ROUND DOWN** for fractions less than  $\frac{1}{2}$  (0.5)
- **ROUND UP** for fractions  $\frac{1}{2}$  (0.5) or more

0 None

1-168 Actual hours

D116. (In a typical week, how many hours do you spend)

Caring for or looking after an adult who needs assistance with daily activities? [*CURRENTLY WORKING*: Exclude hours providing care if this is your job.]

- IF R reports 24/7, **ENTER** [168]
- IF R report hours other than weekly, **PROBE**: About how many hours per week would you say that is?
- IF R reports a range, **PROBE**: Within that range, what is your best estimate?
- **ROUND DOWN** for fractions less than  $\frac{1}{2}$  (0.5)
- **ROUND UP** for fractions  $\frac{1}{2}$  (0.5) or more

0 None

1-168 Actual hours

(WEB) In a TYPICAL WEEK [*CURRENTLY WORKING*: when you are NOT WORKING], how many hours do you spend doing each of the following?

[*CURRENTLY WORKING*: Exclude hours providing care if this is your job.]

Please enter a number from 0 to 168.

Please round to the nearest number of hours.

D115. Caring for or looking after children  Hours

D116. Caring for or looking after an adult who needs assistance with daily activities  Hours

D117, D118, D119

(CAT) D117. In a typical week, how many hours do you spend

Volunteering, for example, at religious organizations, schools, hospitals, charities, or community organizations?

- IF R report hours other than weekly, PROBE: About how many hours per week would you say that is?
- IF R reports a range, PROBE: Within that range, what is your best estimate?
- ROUND DOWN for fractions less than  $\frac{1}{2}$  (0.5)
- ROUND UP for fractions  $\frac{1}{2}$  (0.5) or more

0 None

1-112 Actual hours

D118. (In a typical week, how many hours do you spend)

Doing educational activities, for example, taking classes, doing homework, or studying for exams? Exclude time spent helping others with homework.

- IF R report hours other than weekly, PROBE: About how many hours per week would you say that is?
- IF R reports a range, PROBE: Within that range, what is your best estimate?
- ROUND DOWN for fractions less than  $\frac{1}{2}$  (0.5)
- ROUND UP for fractions  $\frac{1}{2}$  (0.5) or more

0 None

1-112 Actual hours

D119. (In a typical week, how many hours do you spend)

Doing leisure activities for enjoyment, for example, watching TV, doing physical activities that you enjoy, going online, or spending time with friends?

- IF R report hours other than weekly, PROBE: About how many hours per week would you say that is?
- IF R reports a range, PROBE: Within that range, what is your best estimate?
- ROUND DOWN for fractions less than  $\frac{1}{2}$  (0.5)
- ROUND UP for fractions  $\frac{1}{2}$  (0.5) or more

0 None

1-112 Actual hours

(WEB) In a TYPICAL WEEK [*CURRCOUNT*>0: when you are NOT WORKING,] how many hours do you spend doing each of the following?

Please enter a number from 0 to 112.


Please round to the nearest number of hours.

- D117. VOLUNTEERING, for example, at religious organizations, schools, hospitals, charities, or community organizations  Hours
- D118. EDUCATIONAL activities, for example, taking classes, doing homework, or studying for exams  Hours  
Exclude time spent helping others with homework.
- D119. LEISURE activities for enjoyment, for example, watching TV, doing physical activities that you enjoy, going online, or spending time with friends  Hours

### Time Use Outside of Work

D120, D121, D122, D123

D120 is a component of [Time Use Outside of Work](#)

(CATI) D120.  [Page 41](#)

Now think about all the activities you do in a typical week [*CURRENTLY WORKING*: outside of work, that is, when you are not working].

How often do you interact with other people, including on the phone, in person, and online? Would you say never, rarely, sometimes, often, or almost always?

D121 is a component of [Time Use Outside of Work](#)

D121.  [Page 41](#)

How often do you perform physically demanding activities, for example, those that require strength or physical effort for long periods of time? (Would you say never, rarely, sometimes, often, or almost always?)

D122 is a component of [Time Use Outside of Work](#)

D122.  [Page 41](#)

How often do you perform mentally demanding activities, for example, analyzing information, learning new material, or solving complex problems? (Would you say never, rarely, sometimes, often, or almost always?)

D123 is a component of [Time Use Outside of Work](#)

D123.  [Page 41](#)

How often do you feel rushed or pressed for time? (Would you say never, rarely, sometimes, often, or almost always?)

D120-D123 are components of [Time Use Outside of Work](#)

(WEB) Now think about all the activities you do in a TYPICAL WEEK [*CURRCOUNT*>0: outside of work, that is, when you are NOT WORKING]. How often do you:

	Never	Rarely	Sometimes	Often	Almost always or always
D120. Interact with other people, including on the phone, in person, and online	<input type="text" value="1"/>	<input type="text" value="2"/>	<input type="text" value="3"/>	<input type="text" value="4"/>	<input type="text" value="5"/>
D121.	<input type="text" value="1"/>	<input type="text" value="2"/>	<input type="text" value="3"/>	<input type="text" value="4"/>	<input type="text" value="5"/>

Perform PHYSICALLY demanding activities, for example, those that require strength or physical effort for long periods of time

D122. Perform MENTALLY demanding activities, for example, analyzing information, learning new material, or solving complex problems

1	2	3	4	5
---	---	---	---	---

D123. Feel rushed or pressed for time

1	2	3	4	5
---	---	---	---	---

**END SECTION\_D**

## Section E: Past Year Income and Financial Help

[TOC](#)

SecE\_Start. Whether section started flag.

1. Yes
--------

SecEDone. After a mode switch, flags whether section completed.

1. Yes
--------

SecELock. After a mode switch, flags whether section locked.

1. Yes
--------

SecEMode. Whether interview completed in WEB or CATI flag.

1. SELF/WEB	2. IWER/CATI
-------------	--------------

**SECTION\_E**

E1CKPT. CAI Checkpoint: Whether R is PSID Reference Person, Spouse/Partner, or OFUM

1. RP/SP (PRELOAD.HWQW=1, 2, 3) → GO TO E39	2. OFUM (PRELOAD.HWQW=4)
	↓

PYear Income

*PSID G12 modified*

E1. (CATI)

Did you earn wages or salaries in [PYEAR] from working on any jobs, including jobs we already talked about?

- **IF needed, PROBE:** This includes wages and salaries from the job(s) we talked about earlier.
- **[ANY JOB WTRPYEAR=1: IF needed, PROBE:** Let me remind you of the jobs reported for [PYEAR] ([READ LIST](#)): *[List of PYEAR Employers from Section D]*

(WEB

**[ANY JOB WTRPYEAR=1: [PYEAR] employers/jobs reported earlier:**

*[List of PYEAR Employers from Section D]*

Did you earn wages or salaries in [PYEAR] from working on any jobs, including jobs already reported for [PYEAR]?

1. Yes	→ GO TO E2A	5. No
--------	-------------	-------



E1ACKPT. CAI Checkpoint: Whether PYEAR Job Reported

1. PYEAR Job (WTRPYEAR=1 Any Job)	5. No PYEAR Job (WTRPYEAR=0 All Jobs)	→ GO TO E2B
	↓	



PSID G12A modified

E1A. (CATI) [PYEAR EMPLOYMENT TIMELINE]

To confirm, you worked in [PYEAR] but did not receive earnings from that work?

1. Correct, did not receive earnings in [PYEAR] - Specify (E1ASPEC. How is it that you worked in [PYEAR], but did not receive earnings from it? (String 200))

5. Incorrect, received earnings in [PYEAR]

DK/RF



GO TO E2B

GO TO E2B

E1A. (WEB) [PYEAR EMPLOYMENT TIMELINE]

To confirm, you worked in [PYEAR] but did not receive earnings from that work?

1. Correct, I did not receive earnings in [PYEAR] - Please explain: (E1ASPEC (String 200))

5. Incorrect, I received earnings in [PYEAR]

NA



GO TO E2B

GO TO E2B

PSID G13 modified

E2A. (CATI) [PYEAR EMPLOYMENT TIMELINE]

How much did you earn altogether from wages or salaries in [PYEAR], that is, before anything was deducted for taxes or other things?

\$ 1 – 9,999,997

(WEB) [PYEAR EMPLOYMENT TIMELINE]

How much did you earn altogether from wages or salaries in [PYEAR], that is, before anything was deducted for taxes or other things?

\$ 1 – 9,999,997 .00 CHECK: Please enter numbers only. Negative numbers (<0) and "0" are not allowed.

PSID G14

E2B. (CATI) [E1=YES OR E1A=5: In addition to your wages and salary, did / ALL OTHERS: Did] you have any income from bonuses, overtime, tips, or commissions in [PYEAR]?

(WEB) [E1=YES OR E1A=5: In addition to your wages and salary, did / ALL OTHERS: Did] you have any income in [PYEAR] from bonuses, overtime, tips, or commissions in [PYEAR]?

1. Yes 5. No → GO TO E4



PSID G16A (G17A-G17E), G16B

E3. (CATI) Which (type of income) was that?

- ENTER all that apply
- PROBE: Any others?

(WEB) Which type of income was that?

Please select all that apply.

1. Bonuses 2. Overtime 3. Tips 4. Commissions DK/RF/NA → GO TO E3F

ASK E3A ASK E3B ASK E3C ASK E3D

7. (CATI) Other-specify (E3SPEC. What was that other job related income? (String 200)) → ASK E3E  
(WEB) Other job-related income – Please specify: (E3SPEC (String 200))

PSID G17A -G17E

E3A, E3B, E3C, E3D, E3E

(CATI) E3A. How much was from bonuses in [PYEAR]?

\$ 1 – 999,997

E3B. How much was from overtime in [PYEAR]?

\$ 1 – 999,997

E3C. How much was from tips in [PYEAR]?

\$ 1 – 999,997

E3D. How much was from commissions in [PYEAR]?

E3E. How much was from that other job related income [E3SPEC=Response: ([E3SPEC])/ ALL OTHERS: null] in [PYEAR]?

(WEB)

In [PYEAR], how much did you earn from [E3 >1: each of] the following?

- E3A. Bonuses \$  .00 CHECK: Please enter numbers only. Negative numbers (<0) and "0" are not allowed.
- E3B. Overtime \$  .00 CHECK: Please enter numbers only. Negative numbers (<0) and "0" are not allowed.
- E3C. Tips \$  .00 CHECK: Please enter numbers only. Negative numbers (<0) and "0" are not allowed.
- E3D. Commissions \$  .00 CHECK: Please enter numbers only. Negative numbers (<0) and "0" are not allowed.
- E3E. [E3SPEC=Response: ([E3SPEC])/ ALL OTHERS: Other job-related income] \$  .00 CHECK: Please enter numbers only. Negative numbers (<0) and "0" are not allowed.

PSID G17F

E3F. (CATI) Reported Incomes: [Wages/salaries, bonus, overtime, tips, commissions, other job-related income]

Did you tell me earlier about all the jobs that go with (this / these) income(s)?  
(Including the jobs we already talked about)

- [ANY JOB WTRPYEAR=1: If needed, PROBE: Let me remind you of the jobs reported for [PYEAR] (READ LIST):

[List of PYEAR Employers from Section D]

→ GO TO  
E3GIG1

→ GO TO  
E3GIG1



(WEB) [ANY JOB WTRPYEAR=1: [PYEAR] employers/jobs reported earlier:

[List of PYEAR Employers from Section D]]

Have you already reported about all the jobs that go with [E3=1 selection: this income / E3>1 selection: these incomes / E3=NA: the income you reported], including jobs already reported for [PYEAR]?

→ GO TO  
E3GIG1

→ GO TO  
E3GIG1



PSID G17J1

E3J1. (CATI) Then I would like to ask you some questions now about the work you did for this income.

Did you work for the government or a private company?

- If R says Government, PROBE: Is that the federal, state, or local government?

(WEB) The following questions are about the additional work you did for this income that you have not already reported. Did you work for ...?

1. The federal government	2. A state government	3. A local government
4. A private company	5. Yourself (self-employed)	
7. Other - Please specify: (E3J1SPEC (String 100))		

PSID G17J2

E3J2. (CATI) What was the name of that employer?

- IF necessary: This information will help us to process employment information you gave us. The name itself will never be released as part of data from the study.
- IWER: IF no employer name is given by R, ask for job title or anything that can help identify the job.

String 25

(WEB) What was the name of that employer?

*If you prefer not to enter the name of the business, please enter a nickname or anything that will identify this business to you.*

*The information we collect is confidential, and that includes maintaining confidentiality in collecting information about businesses.*

String 25

PSID G17J3

E3J3. (CATI) What sort of work did you do?

- DO NOT PROBE

String 200

(WEB) What sort of work did you do?

String 200

PSID G17J3B

E3J3B. (CATI) What kind of business or industry was that in?

- DO NOT PROBE

String 200

(WEB) What kind of business or industry was that in?

String 200

PSID G17J3C

E3J3C. (CATI) What was the official title of your job? (The title that your employer used.)

- DO NOT PROBE

String 200

(WEB) What was the official title of your job, that is, the title that your employer used.

String 200

PSID G17J4

E3J4. (CATI) And, how many weeks did you work at this in [PYEAR]?

1 - 52

(WEB) How many weeks did you work at this job in [PYEAR]?

1 - 52 Number of weeks

## PSID G17J5

E3J5. (CATI) On average, how many hours a week did you work in [PYEAR]?

- ROUND DOWN for fractions less than ½ (0.5)
- ROUND UP for fractions ½ (0.5) or more

(WEB) On average, how many hours a week did you work in [PYEAR]?

 Number of hours per week

## PSID G17J6MO

E3J6MO. (CATI) In what month and year did you start this work?

- SELECT Month and [Enter] to go to next screen for year
- IF NECESSARY: What would be your best estimate?

1. January	2. February	3. March	4. April	5. May	6. June
7. July	8. August	9. September	10. October	11. November	12. December
21. Winter	22. Spring	23. Summer	24. Fall		

## PSID G17J6YR

E3J6YR. (CATI) The month entered is: [E3J6MO]

- ENTER the year below
- 9997 Before [P2YEAR], DK exact year

[YRBRN+7 (2008)] – [PYEAR]	9997. Before [PYEAR] but don't know exact year (SP_OA)
----------------------------	--------------------------------------------------------

(WEB) In what month and year did you start this work?

*If you do not know the month, please select the season.*

Select ▾	Month or Season	1. January	5. May	9. September	21. Winter (Dec-Feb)
		2. February	6. June	10. October	22. Spring (Mar-May)
		3. March	7. July	11. November	23. Summer (Jun-Aug)
		4. April	8. August	12. December	24. Fall (Sep-Nov)

[YRBRN+7 (2008)] – [PYEAR]	Year
----------------------------	------

9997. Before [PYEAR] but don't know exact year (SP\_OA)

## PSID G17J7

E3J7. (CATI) In which months during [PYEAR] were you working at it?

- ENTER all that apply
- PROBE: Any others?

Select All	Clear All				
1. January	2. February	3. March	4. April	5. May	6. June
7. July	8. August	9. September	10. October	11. November	12. December

(WEB) In which months during [PYEAR] were you working at it?

*Please select all that apply.*

Select All	Clear All				
1. January	2. February	3. March	4. April	5. May	6. June
7. July	8. August	9. September	10. October	11. November	12. December

PSID G17J8

E3J8. (CATI) Have you stopped this work?

1. Yes  5. No → GO TO E3GIG1



(WEB) Have you stopped this work?

1. Yes  5. No → GO TO E3GIG1



PSID G17J9MO

E3J9MO. (CATI) In what month and year was that?

- SELECT Month and [Enter] to go to next screen for year
- IF NECESSARY: What would be your best estimate?

1. January	2. February	3. March	4. April	5. May
6. June	7. July	8. August	9. September	10. October
11. November	12. December	21. Winter	22. Spring	23. Summer
				24. Fall

PSID G17J9YR

E3J9YR. (CATI) The month entered is: [E3J9MO]

- ENTER the year below
- 9996 [PYEAR] or [CYEAR] and DK which

[PYEAR]  [CYEAR] 9996. [PYEAR] – [CYEAR], DK Which Year

(WEB) In what month and year was that?

*If you do not know the month, please select the season.*

Select <input type="text"/> ▾	Month or Season	1. January	7. July	21. Winter (Dec-Feb)
		2. February	8. August	22. Spring (Mar-May)
		3. March	9. September	23. Summer (Jun-Aug)
		4. April	10. October	24. Fall (Sep-Nov)
		5. May	11. November	
		6. June	12. December	

[PYEAR] – [CYEAR] Year

9996. [PYEAR] – [CYEAR] but don't know which year

PSID G17J10

E3J10. (CATI) What happened - did your employer close or go out of business, did you quit, or what?

String 500

(WEB) What happened - did your employer close or go out of business, did you quit, or something else?

String 500

Gig Work

PSID G18GIGA

E3GIG1. (CATI) Some people find short tasks or jobs through companies that connect them directly with customers using a website, mobile app or online platform. This is sometimes called “gig work.” Does this describe any of the work you did in [PYEAR]?

1. Yes

5. No

→ GO TO E100

GO TO E3GIG2

(WEB) Some people find short tasks or jobs through companies that connect them directly with customers using a website, mobile app or online platform. Does this describe any of the work you did in [PYEAR]?

1. Yes

5. No

→ GO TO E100

GO TO E3GIG2

PSID G18GIGC

E3GIG2. (CATI)

What type of work was this?

- [READ LIST](#)
- [ENTER all that apply](#)

1. Drive for a ride sharing service, like Uber or Lyft?

2. Deliver purchases, using a platform or app, like InstaCart?

3. Provide services for other people, using a platform or app, like TaskRabbit?

4. Provide online services, using a platform or app, like Mechanical Turk or Upwork?

7. Anything else? [Specify \(DO NOT READ\)](#) (E3GIG2SPEC. [Please specify.](#) (String 100))

(WEB) What type of work was this?

*Please select all that apply.*

1. Drive for a ride sharing service, like Uber or Lyft

2. Deliver purchases using a platform or app, like InstaCart

3. Provide services for other people, using a platform or app, like TaskRabbit

4. Provide online services, using a platform or app, like Mechanical Turk or Upwork

7. Other - *Please specify:* (E3GIG2SPEC)

PSID G18GIGC1

E3GIG2A. (CATI)

What [1 selection: was/ >1 selection: were] the [1 selection: name / >1 selection: names] of the website, mobile app, or online platform that you used for this work?

Open End

(WEB) What [1 selection: was/ >1 selection: were] the [1 selection: name / >1 selection: names] of the website, mobile app, or online platform that you used for this work?

Open End

PSID G18GIGB

E3GIG3. (CATI) Have you already told me about this work? (Including the jobs we already talked about.)

- [ANY JOB WTRPYEAR=1: If needed, PROBE: Let me remind you of the jobs you reported for [PYEAR] (READ LIST):  
[List of PYEAR Employers from Section D]]

1. Yes, R reported this work	→ GO TO E100	5. No, R did not report this work	DK/RF
		GO TO E3GIG4	GO TO E100

(WEB) [ANY JOB WTRPYEAR=1: [PYEAR] employers/jobs reported earlier:

[List of PYEAR Employers from Section D]]

Have you already reported this work, including jobs already reported for [PYEAR]?

1. Yes	→ GO TO E100	5. No	NA
		GO TO E3GIG4	GO TO E100

PSID G18GIGD, G18GIGDPER

E3GIG4, E3GIG4PER. (CATI) Then I would like to ask you some questions now about the work you did for this income in [PYEAR]. How much did you earn from this work (in [PYEAR])?

- ENTER amount here, then SELECT unit of time on next screen (Hour, Day, Week, Two weeks, Month, Year)

\$ 1 – 9,999,997 DK/RF → GO TO E3GIG5



The amount entered is: [EGIG4] per \_\_\_\_

- SELECT the unit of time below

1. Hour	2. Day	3. Week	4. Two weeks	5. Month	6. Year
7. Other-specify (E3GIG4PERSPEC. Specify. (String 100))					

(WEB) The following questions are about the additional work you did for this income in [PYEAR] that you have not already reported. How much did you earn from this work in [PYEAR]?

\$ 1 – 9,999,997 .00 per 1. Hour 2. Day 3. Week 4. Two weeks 5. Month 6. Year

CHECK: Please enter a number from 1 to 9999997.

7. Other - Please specify: (E3GIG4PERSPEC)

SIGNAL: Please select a unit of time.

PSID G18GIGE

E3GIG5. (CATI) During which months of [PYEAR] did you get this income?

- ENTER all that apply
- PROBE: Any others?

Select All	Clear All				
1. January	2. February	3. March	4. April	5. May	6. June
7. July	8. August	9. September	10. October	11. November	12. December



(WEB) During which months of [PYEAR] did you get this income?

Please select all that apply.

Select All	Clear All				
1. January	2. February	3. March	4. April	5. May	6. June
7. July	8. August	9. September	10. October	11. November	12. December

PSID G18GIGJ1

E3GIG6. (CATI) Did you work for a private company or were you self-employed?

4. Private non-government	5. Self-employed
7. Other-specify (E3GIG6SPEC. Specify (String 100))	

(WEB) Did you work for ...?

4. A private company	5. Yourself (self-employed)
7. Other - Please specify: (E3GIG6SPEC)	

PSID G18GIGJ2

E3GIG7. (CATI) What was the name of that employer?

- **IF NECESSARY:** This information will help us to process employment information you gave us. The name itself will never be released as part of data from the study.
- **IWER: IF no employer name is given by R, ask for job title or anything that can help identify the job.**

String 25

(WEB) What was the name of that employer?

If you prefer not to enter the employer's name, please enter a nickname or anything that will identify this employer to you.

The information we collect is confidential, and that includes maintaining confidentiality in collecting information about employers.

String 25

PSID G18GIGJ3

E3GIG8. (CATI) What sort of work did you do?

- **DO NOT PROBE**

String 500

(WEB) What sort of work did you do?

String 500

PSID G18GIGJ3B

E3GIG9. (CATI) What kind of business or industry was that in?

- **DO NOT PROBE**

String 500

(WEB) What kind of business or industry was that in?

String 500

PSID G18GIGJ4

E3GIG10. (CATI) And, how many weeks did you work at this job in [PYEAR]?

(WEB) How many weeks did you work at this job in [PYEAR]?

Number of weeks

CHECK: Please enter a number from 1 to 52.

PSID G18GIGJ5

E3GIG11. (CATI) On average, how many hours a week did you work in [PYEAR]?

- ROUND DOWN for fractions less than  $\frac{1}{2}$  (0.5)
- ROUND UP for fractions  $\frac{1}{2}$  (0.5) or more

(WEB) On average, how many hours a week did you work in [PYEAR]?

Number of hours per week

CHECK: Please enter a number from 1 to 168.

PSID G18GIGJ6MO, G18GIGJ6YR

E3GIG12MO, E3GIG12YR. (CATI) In what month and year did you start this work?

- SELECT Month and [Enter] to go to next screen for year
- IF NECESSARY: What would be your best estimate?

<input type="text" value="Select ▾"/>	1. January	5. May	9. September	21. Winter (Dec-Feb)
	2. February	6. June	10. October	22. Spring (Mar-May)
	3. March	7. July	11. November	23. Summer (Jun-Aug)
	4. April	8. August	12. December	24. Fall (Sep-Nov)

The month entered is: [E3GIG12MO]

- ENTER the year below

9997. Before [PYEAR ] but don't know exact year (SP\_OA)

(WEB) In what month and year did you start this work?

If you do not know the month, please select the season.

<input type="text" value="Select ▾"/>	Month or	1. January	7. July	21. Winter (Dec-Feb)
	Season	2. February	8. August	22. Spring (Mar-May)
		3. March	9. September	23. Summer (Jun-Aug)
		4. April	10. October	24. Fall (Sep-Nov)
		5. May	11. November	
		6. June	12. December	

Year

9997. Before [PYEAR] but don't know exact year (SP\_OA)

CHECK: Please enter a date before today.

CHECK: Please enter a year earlier than [CYEAR].

PSID G18GIGJ7

E3GIG13. (CATI) In which months during [PYEAR] were you working at it?

- ENTER all that apply
- PROBE: Any others?

Select All	Clear All				
1. January	2. February	3. March	4. April	5. May	6. June
7. July	8. August	9. September	10. October	11. November	12. December

(WEB) In which months during [PYEAR] were you working at it?

Please select all that apply.

Select All	Clear All				
1. January	2. February	3. March	4. April	5. May	6. June
7. July	8. August	9. September	10. October	11. November	12. December

PSID G18GIGJ8

E3GIG14. (CATI) Have you stopped this work?

1. Yes	5. No	→ GO TO E100
--------	-------	--------------

GO TO

E3GIG15MO

(WEB) Have you stopped this work?

1. Yes	5. No	→ GO TO E100
--------	-------	--------------

GO TO

E3GIG15MO

PSID G18GIGJ9MO, G18GIGJ9YR

E3GIG15MO, E3GIG15YR. (CATI) In what month and year was that?

- SELECT Month and [Enter] to go to next screen for year
- IF NECESSARY: What would be your best estimate?

Select ▾	1. January	5. May	9. September	21. Winter (Dec-Feb)
	2. February	6. June	10. October	22. Spring (Mar-May)
	3. March	7. July	11. November	23. Summer (Jun-Aug)
	4. April	8. August	12. December	24. Fall (Sep-Nov)

The month entered is: [E3GIG15MO]

- ENTER the year below

[PYEAR] – [CYEAR]	o 9996. [PYEAR]-[CYEAR], DK which year (SP_0B)
-------------------	------------------------------------------------

(WEB) In what month and year was that?

If you do not know the month, please select the season.

Select ▾	Month	1. January	5. May	9. September	21. Winter (Dec-Feb)
	or	2. February	6. June	10. October	22. Spring (Mar-May)
	Season	3. March	7. July	11. November	23. Summer (Jun-Aug)
		4. April	8. August	12. December	24. Fall (Sep-Nov)

[PYEAR] – [CYEAR]	Year
-------------------	------

o 9996. [PYEAR]-[CYEAR] but don't know which year (SP_0B)
-----------------------------------------------------------

CHECK: Please enter a year from [PYEAR] to [CYEAR].

CHECK: Please enter a date after your start date ([E3GIG12MO], [E3GIG12YR]).

CHECK: Please enter a date before today.

PSID G18GIGJ10

E3GIG16. (CATI) What happened – did it go out of business, did you quit, or what?

String 500

(WEB) What happened - did it go out of business, did you quit, or something else?

String 500

PSID DB1C

E100. (CATI/WEB) Is there a job that you worked in the last two years that you need to add?

1. Yes 5. No → GO TO E4



PSID DB1D

E101. (CATI) Please tell me about that job or jobs. Is this a current job? What are the start and end dates? What sort of work did you do? What was the name of your employer? How many hours a week did you work? How much did you earn at that job for the last two years?

- [PROBE up to 3 times if needed]
- For Don't Know, PRESS [Ctrl D]
- For Refusal, PRESS [Ctrl R]

(WEB) Please tell me about that job or jobs. Please include whether it is a current job, start and end dates, what you did at that job, the employer, how many hours a week you worked, and how much you earned at that job for the last two years.

Open End

PSID G44A

E4. (CATI/WEB) Did you receive any income in [PYEAR] from unemployment compensation?

1. Yes 5. No → GO TO E8



PSID G45A, G45APER, G46A

E5, E6, E7

(CATI) E5. How much did you receive from unemployment compensation in [PYEAR]?

- ENTER amount here, then ENTER unit of time on next screen (Week, Two weeks, Month, Year)

\$ 1 -999,997 DK/RF → GO TO E7



E6. (How much did you receive from unemployment compensation in [PYEAR]?)

\$ [E5] per \_\_\_\_

- ENTER unit of time

3. Week 4. Two Weeks 5. Month 6. Year 7. Other-specify (E6SPEC Specify (String 100))

E7. During which months of [PYEAR] did you get this income?

- ENTER all that apply
- PROBE: Any others?

Select All/Clear All

1. January	2. February	3. March	4. April	5. May	6. June
7. July	8. August	9. September	10. October	11. November	12. December

GO TO E8

E5, E6. (WEB, Same screen) How much did you receive from unemployment compensation in [PYEAR]?

\$  .00 per

SIGNAL FOR PER IS NON-RESPONSE: *Please select a unit of time.*

CHECK: *Please enter numbers only. Negative numbers (<0) and "0" are not allowed.*

E7. During which months of [PYEAR] did you get this income?

*Please select all that apply.*

Select All/Clear All

1. January	2. February	3. March	4. April	5. May	6. June
7. July	8. August	9. September	10. October	11. November	12. December

PSID G44B

E8. (CATI/WEB) Did you receive any income in [PYEAR] from workers compensation?

→ GO TO E12

↓

PSID G45B, G45BPER, G46B

E9, E10, E11

(CATI) E9. How much did you receive from workers compensation in [PYEAR]?

- ENTER amount here, then ENTER unit of time on next screen (Month, Year)

\$   → GO TO E11

↓

E10. \$ [E9] per \_\_\_\_\_

- ENTER unit of time

E11. During which months of [PYEAR] did you get this income?

- ENTER all that apply
- PROBE: Any others?

Select All/Clear All

1. January	2. February	3. March	4. April	5. May	6. June
7. July	8. August	9. September	10. October	11. November	12. December

GO TO E12 RULE

(WEB, Same screen) E9, E10. How much did you receive from workers compensation in [PYEAR]?

\$  .00 per

SIGNAL FOR PER IS NON-RESPONSE: *Please select a unit of time.*

CHECK: *Please enter numbers only. Negative numbers (<0) and "0" are not allowed.*

E11. During which months of [PYEAR] did you get this income?

Select All/Clear All

1. January	2. February	3. March	4. April	5. May	6. June
7. July	8. August	9. September	10. October	11. November	12. December

## E12 RULE. Mode of Interview

CATI (CASEMODE=IWER)	WEB (CASEMODE=SELF)
GO TO E12	GO TO E12_W

E12. (CATI) Did you yourself receive any (other) income in [PYEAR] from dividends or interest, trust funds or royalties?

- ENTER all that apply
- PROBE: Any others?

1. Yes, dividends	2. Yes, interest	3. Yes, trust funds or royalties	7 (SP_0a). No	DK/RF
ASK E13-E15	ASK E16-E18	ASK E19-E21	GO TO E22CKPT	

E12\_W. (WEB) Did you yourself receive any income in [PYEAR] from any of the following sources?

E12_W1. Dividends	1. Yes	5. No	Yes: ASK E13-E15	All E12_W1 – E12_W3 <>Yes, Then GO TO E22CKPT
E12_W2. Interest	1. Yes	5. No	Yes: ASK E16-E18	
E12_W3. Trust funds or royalties	1. Yes	5. No	Yes: ASK E19-E21	

PSID G26B, G26BPER, G27B

E13, E14, E15

(CATI) E13. How much did you receive from dividends in [PYEAR]?

- ENTER amount here, then ENTER unit of time on next screen (Month, Year)

\$ 1 – 999,997 DK/RF → GO TO E15



E14. \$ [E13] per \_\_\_\_

- ENTER unit of time

5. Month 6. Year 7. Other-specify (E14SPEC. Specify (String 100))

E15. During which months of [PYEAR] did you get this income?

- ENTER all that apply
- PROBE: Any others?

Select All/Clear All					
1. January	2. February	3. March	4. April	5. May	6. June
7. July	8. August	9. September	10. October	11. November	12. December

GO TO NEXT E12 ITEM; Then GO TO E22CKPT

(WEB, Same screen) E13, E14. How much did you receive from dividends in [PYEAR]?

\$ 1 – 999,997 .00 per 5. Month 6. Year 7. Other – Please specify: (E14SPEC. String 100)

SIGNAL FOR PER IS NON-RESPONSE: Please select a unit of time.

CHECK: Please enter numbers only. Negative numbers (<0) and "0" are not allowed.

E15. During which months of [PYEAR] did you get this income?

Please select all that apply.

Select All/Clear All					
1. January	2. February	3. March	4. April	5. May	6. June
7. July	8. August	9. September	10. October	11. November	12. December

GO TO NEXT E12 ITEM; Then GO TO E22CKPT

PSID G26C, G26CPER, G27C

E16, E17, E18

(CATI) E16. How much did you receive from interest in [PYEAR]?

- ENTER amount here, then ENTER unit of time on next screen (Month, Year)

\$ 1 – 999,997	DK/RF	→ GO TO E15
----------------	-------	-------------



E17. \$ [E16] per \_\_\_\_

- ENTER unit of time

3. Week	4. Two weeks	5. Month	6. Year	7. Other-specify (E17SPEC. Specify (String 100))
---------	--------------	----------	---------	--------------------------------------------------

E18. During which months of [PYEAR] did you get this income?

- ENTER all that apply
- PROBE: Any others?

Select All/Clear All

1. January	2. February	3. March	4. April	5. May	6. June
7. July	8. August	9. September	10. October	11. November	12. December

GO TO NEXT E12 ITEM; Then GO TO E22CKPT

(WEB, Same screen) E16, E17. How much did you receive from interest in [PYEAR]?

\$	1 – 999,997	.00	per	3. Week	4. Two weeks	7. Other – Please specify: (E17SPEC. String 100)
				5. Month	6. Year	

SIGNAL FOR PER IS NON-RESP:  
Please select a unit of time.  
CHECK: Please enter numbers  
only. Negative numbers (<0) and  
"0" are not allowed.

E18. During which months of [PYEAR] did you get this income?

Please select all that apply.

Select All/Clear All

1. January	2. February	3. March	4. April	5. May	6. June
7. July	8. August	9. September	10. October	11. November	12. December

GO TO NEXT E12 ITEM; Then GO TO E22CKPT

PSID G26D, G26DPER, G27D

E19, E20, E21

(CATI) E19. How much did you receive from trust funds or royalties in [PYEAR]?

- ENTER amount here, then ENTER unit of time on next screen (Month, Year)

\$ 1 – 999,997	DK/RF	→ GO TO E21
----------------	-------	-------------



E20. \$ [E19] per \_\_\_\_

- ENTER unit of time

5. Month	6. Year	7. Other-specify (E20SPEC. Specify (String 100))
----------	---------	--------------------------------------------------

E21. During which months of [PYEAR] did you get this income?

- ENTER all that apply
- PROBE: Any others?

Select All/Clear All

1. January	2. February	3. March	4. April	5. May	6. June
7. July	8. August	9. September	10. October	11. November	12. December

GO TO E22CKPT

(WEB, Same screen) E19, E20. How much did you receive from trust funds or royalties in [PYEAR]?

\$  .00 per

SIGNAL FOR PER IS NON-RESPONSE: *Please select a unit of time.*

CHECK: *Please enter numbers only. Negative numbers (<0) and "0" are not allowed.*

E21. During which months of [PYEAR] did you get this income?

*Please select all that apply.*

Select All/Clear All

1. January	2. February	3. March	4. April	5. May	6. June
7. July	8. August	9. September	10. October	11. November	12. December

E22CKPT. CAI Checkpoint: PYEAR Wages/Salary

PYEAR Wages/Salary \$25,000 or Less (E2A ≤ \$25,000, DK/RF )	5. All Others	→ GO TO E31A
1. CATI (CASEMODE=IWER)	2. WEB (CASEMODE=SELF)	
↓ GO TO E22_W		

E22. (CATI) Did you yourself receive any (other) income in [PYEAR] from Supplemental Security Income, TANF [or [State Program]], or other welfare?

- ENTER all that apply
- PROBE: Any others?
- Supplemental Security Income (SSI) is not Social Security, although the Social Security Administration administers the program and a person can receive both. See F1-Help for more information.

1. Yes, SSI	2. Yes, TANF/[State Program]	4. Yes, other welfare	7. (SP_0a) No	DK/RF
ASK E23-E26	ASK E28-E30	ASK E36-E38	GO TO E31A	

E22\_W. (WEB) Did you receive any income in [PYEAR] from any of the following sources?

*Supplemental Security Income (SSI) is NOT Social Security, although the Social Security Administration administers the program and a person can receive both.*

E22_W1. Supplemental Security Income (SSI)	1. Yes	5. No	Yes: ASK E23-E26	All E22_W1–E22_W4<>Yes, GO TO E31A
E22_W2. TANF [or [State Program]]	1. Yes	5. No	Yes: ASK E28-E30	
E22_W4. Other welfare	1. Yes	5. No	Yes: ASK E36-E38	

E22=Supplemental Security Income (SSI)

PSID G25FF, G26F MODIFIED, G26FPER, G27F

E23. (CATI) Did you receive SSI (Supplemental Security Income) for yourself, or for someone else?

- Supplemental Security Income (SSI) is not Social Security, although the Social Security Administration administers the program and a person can receive both. See F1-Help for more information

1. Self	2. Someone else	3. Both
---------	-----------------	---------

(WEB) Did you receive SSI (Supplemental Security Income) for yourself, or for someone else?

*Supplemental Security Income (SSI) is NOT Social Security, although the Social Security Administration administers the program and a person can receive both.*

1. For myself	2. For someone else	3. For both myself and someone else
---------------	---------------------	-------------------------------------



E24, E25

(CATI) E24. How much did you receive from SSI (Supplemental Security Income) in [PYEAR]?

- ENTER amount here, then ENTER unit of time on next screen (Month, Year)
- Supplemental Security Income (SSI) is not Social Security, although the Social Security Administration administers the program and a person can receive both. See F1-Help for more information

\$ 1 – 999,997	DK/RF	→ GO TO E26
----------------	-------	-------------



E25. \$ [E24] per \_\_\_\_\_

- ENTER unit of time

5. Month	6. Year	7. Other-specify (E25SPEC. Specify (String 100))
----------	---------	--------------------------------------------------

(WEB) E24, E25. How much did you receive from SSI (Supplemental Security Income) in [PYEAR]?

\$	1 – 999,997	.00	per	5. Month	6. Year	7. Other – Please specify: (E25SPEC. String 100)
----	-------------	-----	-----	----------	---------	--------------------------------------------------

SIGNAL: Please select a unit of time.

CHECK: Please enter numbers only. Negative numbers (&lt;0) and "0" are not allowed.

E26. (CATI) During which months of [PYEAR] did you get Supplemental Security Income?

- ENTER all that apply
- PROBE: Any others?
- Supplemental Security Income (SSI) is not Social Security, although the Social Security Administration administers the program and a person can receive both. See F1-Help for more information

Select All/Clear All

1. January	2. February	3. March	4. April	5. May	6. June
7. July	8. August	9. September	10. October	11. November	12. December

GO TO NEXT E22 ITEM; Then GO TO E31A

(WEB) During which months of [PYEAR] did you get SSI (Supplemental Security Income)?

Please select all that apply.

Select All/Clear All

1. January	2. February	3. March	4. April	5. May	6. June
7. July	8. August	9. September	10. October	11. November	12. December

GO TO NEXT E22 ITEM; Then GO TO E31A

E22=TANF [or [State Program]]

E28, E29

(CATI) E28. How much did you receive from TANF [or [State Program Name]] in [PYEAR]?

- ENTER amount here, then ENTER unit of time on next screen (Month, Year)

\$ 1 – 999,997	DK/RF	→ GO TO E30
----------------	-------	-------------



E29. \$ [E28] per \_\_\_\_\_

- ENTER unit of time

3. Week	4. Two weeks	5. Month	6. Year	7. Other-specify (E29SPEC. Specify (String 100))
---------	--------------	----------	---------	--------------------------------------------------

(WEB) E28, E29. How much did you receive from TANF [or [State Program Name]] in [PYEAR]?

\$  .00 per

*SIGNAL: Please select a unit of time.*

*CHECK: Please enter numbers only. Negative numbers (<0) and "0" are not allowed.*

E30. (CATI) During which months of [PYEAR] did you get TANF [or [State Program Name]]?

- ENTER all that apply
- PROBE: Any others?

Select All/Clear All

1. January	2. February	3. March	4. April	5. May	6. June
7. July	8. August	9. September	10. October	11. November	12. December

GO TO NEXT E22 ITEM; Then GO TO E31A

(WEB) During which months of [PYEAR] did you get TANF [or [State Program Name]]?

*Please select all that apply.*

Select All/Clear All

1. January	2. February	3. March	4. April	5. May	6. June
7. July	8. August	9. September	10. October	11. November	12. December

GO TO NEXT E22 ITEM; Then GO TO E31A

E22=Other welfare

E36, E37

(CATI) E36. How much did you receive from other welfare in [PYEAR]?

- ENTER amount here, then ENTER unit of time on next screen (Month, Year)

\$   → GO TO E38



E37. \$ [E36] per \_\_\_\_\_

- ENTER unit of time

(WEB) E36, E37. How much did you receive from other welfare in [PYEAR]?

\$  .00 per

*SIGNAL: Please select a unit of time.*

*CHECK: Please enter numbers only. Negative numbers (<0) and "0" are not allowed.*

E38. (CATI) During which months of [PYEAR] did you get other welfare?

- ENTER all that apply
- PROBE: Any others?

Select All/Clear All

1. January	2. February	3. March	4. April	5. May	6. June
7. July	8. August	9. September	10. October	11. November	12. December

GO TO E31A

(WEB) During which months of [PYEAR] did you get other welfare?

Please select all that apply.

Select All/Clear All					
1. January	2. February	3. March	4. April	5. May	6. June
7. July	8. August	9. September	10. October	11. November	12. December

GO TO E31A

PSID G44C Modified

E31A. Did you earn any other income in [PYEAR] from child support?

1. Yes 5. No → GO TO E39

↓

E32, E33

(CATI) E32. How much did you receive from child support in [PYEAR]?

- ENTER amount here, then ENTER unit of time on next screen (Month, Year)

\$ 1 – 999,997 DK/RF → GO TO E34

↓

E33. \$ [E32] per \_\_\_\_\_

- ENTER unit of time

3. Week 4. Two weeks 5. Month 6. Year 7. Other-specify (E33SPEC. Specify (String 100))

(WEB) E32, E33. How much did you receive from child support in [PYEAR]?

\$ 1 – 999,997 .00 per 3. Week 4. Two weeks 7. Other – Please specify:  
5. Month 6. Year (E33SPEC. String 100)

SIGNAL: Please select a unit of time.

CHECK: Please enter numbers only. Negative numbers (<0) and "0" are not allowed.

E34. (CATI) During which months of [PYEAR] did you get child support?

- ENTER all that apply
- PROBE: Any others?

Select All/Clear All					
1. January	2. February	3. March	4. April	5. May	6. June
7. July	8. August	9. September	10. October	11. November	12. December

(WEB) During which months of [PYEAR] did you get child support?

Please select all that apply.

Select All/Clear All					
1. January	2. February	3. March	4. April	5. May	6. June
7. July	8. August	9. September	10. October	11. November	12. December

E39. (CATI) [R=RP/SP: Now I have some questions about income other than earnings from work.] Thinking [R=OFUM: now] about last month ([PREVIOUS CALENDAR MONTH]), did you receive any income last month from unemployment compensation?

(WEB) [R=RP/SP: Now are some questions about income other than earnings from work.] Did you receive any income LAST MONTH ([PREVIOUS CALENDAR MONTH]) from unemployment compensation?

1. Yes 5. No

E40. (CATI) (Did you receive any income last month ([PREVIOUS CALENDAR MONTH])) from workers compensation?  
 (WEB) Did you receive any income LAST MONTH ([PREVIOUS CALENDAR MONTH]) from workers compensation?

1. Yes 5. No

E41. (CATI) (Did you yourself receive any income last month ([PREVIOUS CALENDAR MONTH])) from Supplemental Security Income, TANF [or [State Program]], child support or other welfare?

- ENTER all that apply
- PROBE: Any others?
- Supplemental Security Income (SSI) is not Social Security, although the Social Security Administration administers the program and a person can receive both. See F1-Help for more information

(WEB) Did you receive any income LAST MONTH ([PREVIOUS CALENDAR MONTH]) from Supplemental Security Income, TANF [or [State Program]], child support or other welfare?

Please select all that apply.

1. Yes, SSI 2. Yes, TANF/[State Program] 4. Yes, other welfare 3. Yes, child support 7. (SP\_0a) No

E42 RULE. Mode of Interview

CATI (CASEMODE=IWER)	WEB (CASEMODE=SELF)
GO TO E42	GO TO E42_W

#### Financial Help

E42. (CATI) The next questions are about financial help that you might have received during [PYEAR]. This could be in the form of money given to you or money paid on your behalf for a particular purpose.  
 During [PYEAR], did your parents or other relatives help you...

- READ list, pausing after each option for R's response
- ENTER all that apply
- Home includes house, condominium, apartment, mobile home, etc.
- This does not include vehicles given or passed down to R by a parent/relative
- Do not include gifts received from parents or relatives

6. By giving you a loan?	ASK E48-E48PCT
1. Purchase a home?	ASK E43-E43PCT
2. Pay your rent, mortgage, or dormitory costs?	ASK E44-E44PCT
3. Purchase or make payments on a personal vehicle, such as a car?	ASK E45-E45PCT
4. Pay your tuition and school fees for schooling after high school?	ASK E46-E46PCT
5. Pay your student loans?	ASK E47-E47PCT
7. Pay any other expenses or bills (such as cell phone bills, insurance, and groceries)?	ASK E49-E49PCT
8. With any other financial help?	ASK E50-E50AMT
9. No financial help from parents/relatives (DO NOT READ)	DK/RF

GO TO E51

CHECK: You cannot select "None of the above" in conjunction with the other options."

E42\_W. (WEB) Including money given to you and money paid on your behalf for a particular purpose, during [PYEAR], did your parents or other relatives help you:

Please do not include GIFTS received from parents or relatives.

- |         |                                                                                                                                                      |                                     |                                    |                     |
|---------|------------------------------------------------------------------------------------------------------------------------------------------------------|-------------------------------------|------------------------------------|---------------------|
| E42_W6. | By giving you a loan                                                                                                                                 | <input type="text" value="1. Yes"/> | <input type="text" value="5. No"/> | Yes: ASK E48-E48PCT |
| E42_W1. | Purchase a home<br>"Home" includes house, condominium,<br>apartment, mobile home, etc.                                                               | <input type="text" value="1. Yes"/> | <input type="text" value="5. No"/> | Yes: ASK E43-E43PCT |
| E42_W2. | Pay your rent, mortgage, or dormitory costs                                                                                                          | <input type="text" value="1. Yes"/> | <input type="text" value="5. No"/> | Yes: ASK E44-E44PCT |
| E42_W3. | Purchase or make payments on a personal<br>vehicle, such as a car<br>This does not include vehicles given or passed<br>down by a parent or relative. | <input type="text" value="1. Yes"/> | <input type="text" value="5. No"/> | Yes: ASK E45-E45PCT |
| E42_W4. | Pay your tuition and school fees for schooling<br>after high school                                                                                  | <input type="text" value="1. Yes"/> | <input type="text" value="5. No"/> | Yes: ASK E46-E46PCT |
| E42_W5. | Pay your student loans                                                                                                                               | <input type="text" value="1. Yes"/> | <input type="text" value="5. No"/> | Yes: ASK E47-E47PCT |
| E42_W7. | Pay other expenses or bills such as cell phone<br>bills, insurance, and groceries                                                                    | <input type="text" value="1. Yes"/> | <input type="text" value="5. No"/> | Yes: ASK E49-E49PCT |
| E42_W8. | With any other financial help                                                                                                                        | <input type="text" value="1. Yes"/> | <input type="text" value="5. No"/> | Yes: ASK E50-E50AMT |

All E42\_W1-E42\_W8  
<>Yes, Then GO TO E51

MOVED

#### SECTION\_E.E50BLOCK

E50. (CATI) Could you tell me what that other financial help was (in [PYEAR] from your parents or other relatives)?  
(WEB) What was that other financial help?

E50AMT. (CATI) What was the total amount of that (other financial help)?

(WEB) What was the total amount of that other financial help?

\$  .00 CHECK: Please enter numbers only. Negative numbers (<0) and "0" are not allowed.

END E50BLOCK

MOVED

E48. (CATI) You said you received a loan during [PYEAR]. What was the total amount of the loan?

(WEB) You said you received a loan during [PYEAR]. What was the total amount of the loan you received in [PYEAR] from your parents or other relatives?

\$  .00 CHECK: Please enter numbers only. Negative numbers (<0) and "0" are not allowed.

#### SECTION\_E.E43BLOCK

E43. (CATI) You said you received help with the purchase of a home during [PYEAR]. What was the total price of your home (that was purchased in [PYEAR])?

- Home includes house, condominium, apartment, mobile home, etc.

CHECK: Please enter a number from 1 to 9,999,997.

(WEB) You said you received help with the purchase of a home during [PYEAR]. What was the total price of your home that was purchased in [PYEAR]?

"Home" includes house, condominium, apartment, mobile home, etc.

\$  .00 CHECK: Please enter a number from 1 to 9,999,997. Please enter numbers only.

E43AMT, E43PCT

(CATI) E43AMT. [E43=RESPONSE: Of that \$[E43], how / E43=DK/RF: How] much did your parents or other relatives contribute altogether in [PYEAR] (towards the purchase of your home)?

- ENTER dollar amount here OR press [ENTER] to continue to next screen for percent
- Home includes house, condominium, apartment, mobile home, etc.

CHECK: Please enter a number from 1 to [E43].

↓ GO TO NEXT E42 ITEM, ↓  
Then GO TO E51

E43PCT. [E43AMT=EMPTY: ([E43=RESPONSE: Of that \$[E43], what / E43=DK/RF: What] percentage did your parents or other relatives contribute altogether in [PYEAR] (towards the purchase of your home)?) [E43AMT=DK/RF: Could you tell me what percentage of [E43=RESPONSE: that \$[E43] / E43=DK/RF: the purchase price] was contributed by your parents or other relatives (altogether in [PYEAR])?]

- ENTER a percentage from 1.0 to 100.0
- Home includes house, condominium, apartment, mobile home, etc.

If R says ENTER

One quarter (1/4) 25%

One third (1/3) 33%

One half (1/2) 50%

Two thirds (2/3) 67%

Three quarters (3/4) 75%

All / Entire amount 100%

→ GO TO NEXT E42 ITEM, Then GO TO E51 CHECK: Please enter a percentage from 1 to 100.

(WEB) E43AMT, E43PCT. How much did your parents or other relatives contribute altogether in [PYEAR] towards the purchase of your home?

"Home" includes house, condominium, apartment, mobile home, etc.

Please provide an amount or percent.

default version

\$  .00

To enter a percentage instead, click here. CHECK: Please enter a number from 1 to [E43]. Please enter numbers only.

alternate version

%

To enter an amount instead, click here. CHECK: Please enter a percentage from 1 to 100.

GO TO NEXT E42  
ITEM, Then GO TO  
E51

Conversion Table

1/4 = 25%

1/3 = 33%

1/2 = 50%

2/3 = 67%

3/4 = 75%

All = 100%

END E43BLOCK

SECTION\_E.E44BLOCK

E44. (CATI) You said you received help paying your rent, mortgage, or dormitory costs during [PYEAR]. What were your total rent, mortgage, or dormitory costs (for [PYEAR])?

\$  CHECK: Please enter a number from 1 to 9,999,997.

(WEB) E44. You said you received help paying your rent, mortgage, or dormitory costs during [PYEAR]. What were your total rent, mortgage, or dormitory costs for [PYEAR]?

\$  .00 CHECK: Please enter a number from 1 to 9,999,997. Please enter numbers only.

E44AMT, E44PCT

(CATI) E44AMT. [E44=RESPONSE: Of that \$[E44] how/ E44=DK/RF: How], much did your parents or other relatives contribute altogether in [PYEAR] (towards your rent, mortgage, or dormitory costs)?

- ENTER dollar amount here OR press [ENTER] to continue to next screen for percent

CHECK: Please enter a number from 1 to [E44].

↓ GO TO NEXT E42 ITEM, ↓  
Then GO TO E51

E44PCT. [E44AMT=EMPTY: ([E44=RESPONSE: Of that \$[E44], what / E44=DK/RF: What] percentage was contributed by your parents or other relatives altogether in [PYEAR] (of your total rent, mortgage, or dormitory costs)?]

[E44AMT=DK/RF: Could you tell me what percentage of [E44=RESPONSE: that \$[E44] / E44=DK/RF: your total rent, mortgage, or dormitory costs] was contributed by your parents or other relatives (altogether in [PYEAR])?]

- ENTER a percentage from 1.0 to 100.0

If R says ENTER

One quarter (1/4) 25%

One third (1/3) 33%

One half (1/2) 50%

Two thirds (2/3) 67%

Three quarters (3/4) 75%

All / Entire amount 100%

→ GO TO NEXT E42 ITEM, Then GO TO E51 CHECK: Please enter a percentage from 1 to 100.

(WEB) E44AMT, E44PCT. How much did your parents or other relatives contribute altogether in [PYEAR] towards your rent, mortgage, or dormitory costs?

Please provide an amount or percent.

default version

\$  .00  CHECK: Please enter a number from 1 to [E44]. Please enter numbers only.

alternate version

%  CHECK: Please enter a percentage from 1 to 100.

GO TO NEXT E42  
ITEM, Then GO TO  
E51

Conversion Table

1/4 = 25%

1/3 = 33%

1/2 = 50%

2/3 = 67%

3/4 = 75%

All = 100%

END E44BLOCK

SECTION\_E.E45BLOCK

E45. (CATI) You said you received help with the purchase of or the payments on a personal vehicle, such as a car during [PYEAR]. What were your total car payments (in [PYEAR])?

- This could include the full purchase price if paid cash, any down payment for a purchase, and any regular payments for a loan or lease

\$  CHECK: Please enter a number from 1 to 9,999,997.

(WEB) You said you received help with the purchase of or the payments on a personal vehicle, such as a car during [PYEAR]. What were your total car payments in [PYEAR]?

*This could include the full purchase price if paid in cash, any down payment for a purchase, and any regular payments for a loan or lease.*

\$  .00 CHECK: *Please enter a number from 1 to 9,999,997. Please enter numbers only.*

E45AMT, E45PCT

(CATI) E45AMT. [E45=RESPONSE: Of that \$[E45], how/ E45=DK/RF: How] much did your parents or other relatives contribute altogether in [PYEAR] (towards your car purchase or payments)?

- This could include the full purchase price if paid cash, any down payment for a purchase, and any regular payments for a loan or lease
- ENTER dollar amount here OR press [ENTER] to continue to next screen for percent

CHECK: *Please enter a number from 1 to [E45].*

↓ GO TO NEXT E42 ITEM, ↓  
Then GO TO E51

E45PCT. [E45AMT=EMPTY: ([E45=RESPONSE: Of that \$[E45], what / E45=DK/RF: What] percentage did your parents or other relatives contribute altogether in [PYEAR] (towards the purchase of your house or condominium)?] [E45AMT=DK/RF: Could you tell me what percentage of [E45=RESPONSE: that \$[E45] / E45=DK/RF: the purchase price] was contributed by your parents or other relatives (altogether in [PYEAR])?]

- ENTER a percentage from 1.0 to 100.0

If R says \_\_\_\_\_ ENTER

One quarter (1/4) 25%

One third (1/3) 33%

One half (1/2) 50%

Two thirds (2/3) 67%

Three quarters (3/4) 75%

All / Entire amount 100%

→ GO TO NEXT E42 ITEM, Then GO TO E51 CHECK: *Please enter a percentage from 1 to 100.*

(WEB) E45AMT, E45PCT. How much did your parents or other relatives contribute altogether in [PYEAR] towards your car purchase or payments?

*This could include the full purchase price if paid in cash, any down payment for a purchase, and any regular payments for a loan or lease.*

*Please provide an amount or percent.*

default version

\$  .00

**To enter a percentage instead, click here.** CHECK: *Please enter a number from 1 to [E45]. Please enter numbers only.*

alternate version

%

**To enter an amount instead, click here.** CHECK: *Please enter a percentage from 1 to 100.*

GO TO NEXT E42  
ITEM, Then GO TO  
E51

Conversion Table  
1/4 = 25%  
1/3 = 33%  
1/2 = 50%  
2/3 = 67%  
3/4 = 75%  
All = 100%

END E45BLOCK

SECTION\_E.E46BLOCK



E46. (CATI) You said you received help paying your tuition and school fees for schooling after high school during [PYEAR]. What were your total tuition payments and school fees, not including grants, scholarships, or loans (, in [PYEAR])?

\$  CHECK: *Please enter a number from 1 to 9,999,997.*

(WEB) You said you received help paying your tuition and school fees for schooling after high school during [PYEAR]. What were your total tuition payments and school fees, not including grants, scholarships, or loans, in [PYEAR]?

\$  .00 CHECK: *Please enter a number from 1 to 9,999,997. Please enter numbers only.*

E46AMT, E46PCT

(CATI) E46AMT. [E46=RESPONSE: Of that \$[E46], how/ E46=DK/RF: How], much did your parents or other relatives contribute in [PYEAR] (towards your tuition and school fees for schooling after high school (not including grants, scholarships, or loans))?

- ENTER dollar amount here OR press [ENTER] to continue to next screen for percent

CHECK: *Please enter a number from 1 to [E46].*

↓ GO TO NEXT E42 ITEM, ↓  
Then GO TO E51

E46PCT. [E46AMT=EMPTY: ([E46=RESPONSE: Of that \$[E46], what / E46=DK/RF: What] percentage of the total payments was contributed by your parents or other relatives altogether in [PYEAR] (for your tuition and school fees for schooling after high school) (not including grants, scholarships, or loans)?) [E46AMT=DK/RF: Could you tell me what percentage of [E46=RESPONSE: that \$[E46] / E46=DK/RF: the total payments for your tuition payments and school fees for schooling after high school (not including grants, scholarships, or loan) was contributed by your parents or other relatives (altogether in [PYEAR])?]

- ENTER a percentage from 1.0 to 100.0

If R says ENTER

One quarter (1/4) 25%

One third (1/3) 33%

One half (1/2) 50%

Two thirds (2/3) 67%

Three quarters (3/4) 75%

All / Entire amount 100%

→ GO TO NEXT E42 ITEM, Then GO TO E51 CHECK: *Please enter a percentage from 1 to 100.*

(WEB) E46AMT, E46PCT. How much did your parents or other relatives contribute altogether in [PYEAR] towards your tuition and school fees for schooling after high school?

*This does not include grants, scholarships, or loans.*

*Please provide an amount or percent.*

*default version*

\$  .00

To enter a percentage instead, click here.

CHECK: *Please enter a number from 1 to [E46]. Please enter numbers only.*

*alternate version*

%

To enter an amount instead, click here.

CHECK: *Please enter a percentage from 1 to 100.*

GO TO NEXT E42  
ITEM, Then GO TO  
E51

Conversion Table

1/4 = 25%

1/3 = 33%

1/2 = 50%

2/3 = 67%

3/4 = 75%

All = 100%

END E46BLOCK

## SECTION\_E.E47BLOCK

E47. (CATI) You said you received help paying your student loans during [PYEAR]. What were your total student loan payments (in [PYEAR])?

\$  CHECK: *Please enter a number from 1 to 9,999,997.*

(WEB) You said you received help paying your student loans during [PYEAR]. What were your total student loan payments in [PYEAR]?

\$  .00 CHECK: *Please enter a number from 1 to 9,999,997. Please enter numbers only.*

E47AMT, E47PCT

(CATI) E47AMT. [E47=RESPONSE: Of that \$[E47], how/ E47=DK/RF: How], much did your parents or other relatives contribute altogether in [PYEAR] (towards those student loan payments)?

- ENTER dollar amount here OR press [ENTER] to continue to next screen for percent

CHECK: *Please enter a number from 1 to [E47].*

↓ GO TO NEXT E42 ITEM, ↓  
Then GO TO E51

E47PCT. [E47AMT=EMPTY: ([E47=RESPONSE: Of that \$[E47], what / E47=DK/RF: What] percentage of those student loan payments was contributed by your parents or other relatives altogether in [PYEAR] (of those student loan payments)?] [E47AMT=DK/RF: Could you tell me what percentage of [E47=RESPONSE: that \$[E47] / E47=DK/RF: those student loan payments was contributed by your parents or other relatives (altogether in [PYEAR])?]

- ENTER a percentage from 1.0 to 100.0

If R says ENTER

One quarter (1/4) 25%

One third (1/3) 33%

One half (1/2) 50%

Two thirds (2/3) 67%

Three quarters (3/4) 75%

All / Entire amount 100%

→ GO TO NEXT E42 ITEM, Then GO TO E51 CHECK: *Please enter a percentage from 1 to 100.*

(WEB) E47AMT, E47PCT. How much did your parents or other relatives contribute altogether in [PYEAR] towards those student loan payments?

*Please provide an amount or percent.*

*default version*

\$  .00

To enter a percentage instead, click here. CHECK: *Please enter a number from 1 to [E47]. Please enter numbers only.*

*alternate version*

%

To enter an amount instead, click here. CHECK: *Please enter a percentage from 1 to 100.*

GO TO NEXT E42  
ITEM, Then GO TO  
E51

Conversion Table

1/4 = 25%

1/3 = 33%

1/2 = 50%

2/3 = 67%

3/4 = 75%

All = 100%

END E47BLOCK

SECTION\_E.E49BLOCK

E49. (CATI) You said your parents or other relatives helped you with other expenses or bills (such as cell phone bills, insurance, and groceries) during [PYEAR]. What was the total amount of any other expenses or bills (in [PYEAR])?

CHECK: Please enter a number from 1 to 9,999,997.

(WEB) You said your parents or other relatives helped you with other expenses or bills (such as cell phone bills, insurance, and groceries) during [PYEAR]. What was the total amount of any other expenses or bills such as cell phone bills, insurance, and groceries in [PYEAR]?

\$  .00 CHECK: Please enter a number from 1 to 9,999,997. Please enter numbers only.

E49AMT, E49PCT

(CATI) E49AMT. [E49=RESPONSE: Of that \$[E49], how/ E49=DK/RF: How], much did your parents or other relatives contribute altogether in [PYEAR] (towards those other expenses or bills)?

- ENTER dollar amount here OR press [ENTER] to continue to next screen for percent

CHECK: Please enter a number from 1 to [E49].

↓ GO TO E51 ↓

E49PCT. [E49AMT=EMPTY: ([E49=RESPONSE: Of that \$[E49], what / E49=DK/RF: What] percentage of those other expenses or bills was contributed by your parents or other relatives altogether (in [PYEAR])? [E49AMT=DK/RF: Could you tell me what percentage of [E49=RESPONSE: that \$[E49] / E49=DK/RF: those other expenses or bills] was contributed by your parents or other relatives (altogether in [PYEAR])?]

- ENTER a percentage from 1.0 to 100.0

If R says

One quarter (1/4) 25%

One third (1/3) 33%

One half (1/2) 50%

Two thirds (2/3) 67%

Three quarters (3/4) 75%

All / Entire amount 100%

→ GO TO E51 CHECK: Please enter a percentage from 1 to 100.

(WEB) E49AMT, E49PCT. How much did your parents or other relatives contribute altogether in [PYEAR] towards those other expenses or bills?

Please provide an amount or percent.

default version

\$  .00

To enter a percentage instead, click here. CHECK: Please enter a number from 1 to [E49]. Please enter numbers only.

alternate version

%

To enter an amount instead, click here. CHECK: Please enter a percentage from 1 to 100.

GO TO NEXT E42  
ITEM, Then GO TO  
E51

Conversion Table

1/4 = 25%

1/3 = 33%

1/2 = 50%

2/3 = 67%

3/4 = 75%

All = 100%

END E49BLOCK

Gifts and Inheritances

SECTION\_E.E51SERIES[1-3] [1-3]=Which inheritance/gift

PSID W123 MODIFIED

E51. (CATI) Other than the amounts we just talked about, during the last two years, have you received any large gifts of money or property or inheritances of money or property worth \$250 or more?

- IF R says "YES", PROBE: Did you receive one or more than one?

(WEB) Other than the amount you just reported, during the LAST TWO YEARS, have you received any large gifts or inheritances of money or property worth \$250 or more?

1. Yes, received one   2. Yes, received multiple   5. No   DK/RF/NA



GO TO E89

PSID W123A

E52. (CATI) [E51=2: You said you received more than one gift or inheritance. Please start with the largest one.]  
Was that a gift or was that an inheritance? If multiple gifts or inheritances were received, we can talk about each one separately.

(WEB) [E51=2: You said you received more than one gift or inheritance. Please start with the largest one.]  
Was that a gift or was that an inheritance?

1. Gift   2. Inheritance

PSID W124A

E54. (CATI) What year did you receive that? (If multiple gifts or inheritances worth \$250 or more were received, we can talk about each one separately.)

- ENTER all that apply
- PROBE: Any others?
- ENTER [7] if it has not yet been received

(WEB) What year did you receive [E52=GIFT: that gift / E52=INHERITANCE: that inheritance / ALL OTHERS: it]?

Please select all that apply.

1. [P2YEAR]   2. [PYEAR]   3. [CYEAR]   InstrumentStartDate≥1/1/2020:   7. Not yet received   DK/RF/NA  
4. [CYEAR+1]



GO TO E55

PSID W125

E53. (CATI) How much was [E52=GIFT: that gift / E52=INHERITANCE: that inheritance / ALL OTHERS: it] worth altogether, at the time it was received? (If multiple gifts or inheritances worth \$250 or more were received, we can talk about each one separately.)

\$ 1 - 9,999,997 → GO TO E55   DK/RF

↓ E53ACKPT

(WEB) How much was [E52=GIFT: that gift / E52=INHERITANCE: that inheritance / ALL OTHERS: it] worth altogether, AT THE TIME IT WAS RECEIVED?

\$ 1 - 9,999,997 .00 → GO TO E55   NA CHECK: Please enter numbers only. Negative numbers (<0) and "0" are not allowed.



E53A RULE. Mode of Interview

CATI (CASEMODE=IWER)	WEB (CASEMODE=SELF)
GO TO E53A	GO TO E53AE53B

PSID W126, W127

E53A. (CATI) Would it amount to \$25,000 or more?

1. Yes   5. No → GO TO E55



E53B. (CATI) \$75,000 or more?

1. Yes  5. No

GO TO E55

PSID W126W127\_W

E53AE53B\_W. (WEB) What is your best estimate?

1. Less than \$25,000  2. \$25,000 to less than \$75,000  3. \$75,000 or more

PSID W128 MODIFIED

E55. (CATI/WEB) Did you receive any other large gifts or inheritances of money or property worth \$250 or more in the last two years?

1. Yes → Repeat E52-E55; Max=3;  5. No → GO TO E89

Then GO TO E89

#### END E51SERIES

E89CKPT. CAI Checkpoint: Whether R is PSID Reference Person, Spouse/Partner, or OFUM

1. RP/SP (PRELOAD.HWQW=1, 2, 3) → GO TO SECTION F  2. OFUM (PRELOAD.HWQW=4)



E89. (CATI) During the last 30 days, on how many days did you live with your parents in your parents' home?

- [Home includes house, condominium, apartment, mobile home, etc.](#)

(WEB) During the last 30 days, on how many days did you live with your parents in your parents' home? "Home" includes house, condominium, apartment, mobile home, etc.

Day(s)

97. Did not live with my parents in the last 30 days

E90CKPT. CAI Checkpoint: Whether Lived With Parents Every Day During the Last 30 Days

1. R Did Not Live with Parents Entire Last 30 Days  
(E89=0-29,97,DK/RF/NA)  5. All Others → GO TO SECTION F



#### Food Security

##### Household Stage 1

PSID Food1

E90. (CATI) [Page 42](#)


Now I'm going to read you several statements that people have made about their food situation. For these statements, please tell me whether the statement was often true, sometimes true, or never true for you in the last 30 days.

The first statement is "I worried whether my food would run out before I got money to buy more."

Was that often true, sometimes true, or never true for you in the last 30 days?

1. Often true  2. Sometimes true  3. Never true


## PSID Food2

E91. (CATI)  Page 42

"The food that I bought just didn't last, and I didn't have money to get more."  
 (Was that often, sometimes, or never true for you in the last 30 days?)

1. Often true   2. Sometimes true   3. Never true

## PSID Food3

E92. (CATI)  Page 42

"I couldn't afford to eat balanced meals."  
 (Was that often, sometimes, or never true for you in the last 30 days?)

1. Often true   2. Sometimes true   3. Never true

E90-E92 GRID. (WEB) Below are several statements that people have made about their food situation. For these statements, please tell us whether the statement was often true, sometimes true, or never true for you in the last 30 days.

		1. Often true	2. Sometimes true	3. Never true
E90.	"I worried whether my food would run out before I got money to buy more."	<input type="radio"/>	<input type="radio"/>	<input type="radio"/>
E91.	"The food that I bought just didn't last, and I didn't have money to get more."	<input type="radio"/>	<input type="radio"/>	<input type="radio"/>
E92.	"I couldn't afford to eat balanced meals."	<input type="radio"/>	<input type="radio"/>	<input type="radio"/>

## Household Stage 2

## PSID Food4 RULE

E93 RULE: Whether E90, E91, or E92 Endorsed As Often/Sometimes

<input type="checkbox"/> One or More of E90-E92=1, 2 <input type="checkbox"/> All Others → GO TO SECTION F
↓

## PSID Food4

E93. (CATI) In the last 30 days, did you ever cut the size of your meals or skip meals because there wasn't enough money for food?

1. Yes   5. No   → GO TO E95

GO TO E94

(WEB) In the last 30 days, did you ever cut the size of your meals or skip meals because there wasn't enough money for food?

1. Yes   5. No   → GO TO E95

GO TO E94

## PSID Food5

E94. (CATI) In the last 30 days, how many days did this happen?

(WEB) In the last 30 days, how many days did this happen?

Day(s)

*PSID Food6*

E95. (CATI) In the last 30 days, did you ever eat less than you felt you should because there wasn't enough money for food?

1. Yes  5. No

(WEB) In the last 30 days, did you ever eat less than you felt you should because there wasn't enough money for food?

1. Yes  5. No

*PSID Food7*

E96. (CATI) In the last 30 days, were you ever hungry but didn't eat because there wasn't enough money for food?

1. Yes  5. No

(WEB) In the last 30 days, were you ever hungry but didn't eat because there wasn't enough money for food?

1. Yes  5. No

*PSID Food8*

E97. (CATI) In the last 30 days, did you lose weight because there wasn't enough money for food?

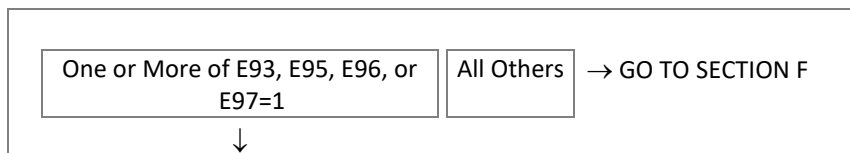
1. Yes  5. No

(WEB) In the last 30 days, did you lose weight because there wasn't enough money for food?

1. Yes  5. No

*Household Stage 3**PSID Food9 RULE*

E98 RULE: Whether E93, E95, E96, or E97 Endorsed

*PSID Food9*

E98. (CATI) In the last 30 days, did you ever not eat for a whole day because there wasn't enough money for food?

1. Yes  5. No → GO TO SECTION F

GO TO E99

(WEB) In the last 30 days, did you ever not eat for a whole day because there wasn't enough money for food?

1. Yes  5. No → GO TO SECTION F

GO TO E99

*PSID Food10*

E99. (CATI) In the last 30 days, how many days did this happen?

(WEB) In the last 30 days, how many days did this happen?

Day(s)

**END SECTION\_E**

## Section F: Wealth

[TOC](#)

SecF\_Start. Whether section started flag.

SecFDone. After a mode switch, flags whether section completed.

SecFLock. After a mode switch, flags whether section locked.

SecFMode. Whether interview completed in WEB or CATI flag.

**SECTION\_F**Personal Vehicles

F1. (CATI) Do you yourself own a personal vehicle, such as a car, truck, or motorcycle for which your name is on the title?

- This does not include leased vehicles
- IF R says bank has the title and they are currently paying off the car, ENTER [1]

(WEB) Do you yourself own a personal vehicle, such as a car, truck, or motorcycle for which YOUR NAME is on the title?

*This does not include leased vehicles.*

*If the bank has the title and you are currently paying off your car, please select "Yes".*

→ GO TO F6 RULE

↓

*PSID W6 modified*

F2. (CATI) Altogether, what are your personal vehicles worth, minus anything you still owe on them?

→ GO TO F6 RULE

↓ F3 RULE

(WEB) Altogether what are your personal vehicles worth, minus anything you still owe on them?

*For amounts less than \$0.00, enter the minus symbol (-) and then the amount. For example: Enter "-500" to indicate a loss of \$500.00.*

\$  .00 → GO TO F6 RULE

*CHECK: Please enter numbers only.*

↓

F3 RULE. Mode of Interview

→ GO TO F3F5\_W

↓

*PSID W7 modified*

F3. (CATI) Would they amount to \$6,000 or more?

↓

GO TO F5



*PSID W8 modified*

F4. (CATI) (Would it amount to...)  
\$12,000 or more?

1. Yes  5. No  DK/RF

GO TO F6 RULE

*PSID W9 modified*

F5. (CATI) (Would it amount to...)  
\$3,000 or more?

1. Yes  5. No  DK/RF

GO TO F6 RULE

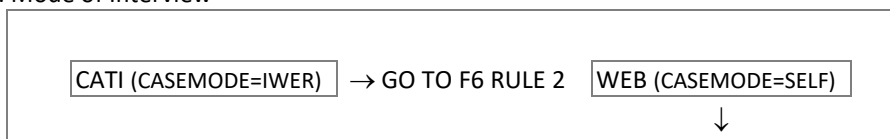
*PSID W7W9\_W modified*

F3F5\_W. (WEB) What is your best estimate?

1. Less than \$3,000  2. \$3,000 to less than \$6,000

3. \$6,000 to less than \$12,000  4. \$12,000 or more

F6 RULE. Mode of Interview



F6\_W. (WEB) NOT INCLUDING retirement accounts, do you yourself own any of the following...?

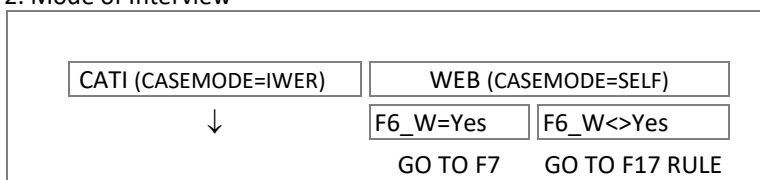
F6\_W. Mutual funds, publicly traded stocks, or investment trusts  1. Yes  5. No

F17\_W. Certificate of deposit, government bonds, or rights in a trust or estate  1. Yes  5. No

F11\_W. A checking, savings, or money market type account  1. Yes  5. No

### Stocks

F6 RULE 2. Mode of Interview



*PSID W15*

F6. (CATI) NOT INCLUDING retirement accounts, do you yourself own any mutual funds, publicly traded stocks, or investment trusts?

1. Yes  5. No → GO TO F17 RULE

↓

*PSID W16*

F7. (CATI) If you sold all of your (non-retirement) mutual funds, publicly traded stocks, and investment trusts, and paid off anything you owed on them, how much would you have?

\$ -99,999,999 – 999,999,999 → GO TO F17 RULE  DK/RF

↓ F8 RULE

(WEB) If you sold all of your (non-retirement) mutual funds, publicly traded stocks, and investment trusts, and paid off anything you owed on them, how much would you have?

For amounts less than \$0.00, enter the minus symbol (-) and then the amount. For example: Enter "-500" to indicate a loss of \$500.00.

\$  .00 → GO TO F17 RULE

CHECK: *Please enter numbers only.*



F8 RULE. Mode of Interview

<table style="width: 100%; border-collapse: collapse;"> <tr> <td style="border: 1px solid black; padding: 5px; width: 50%;">CATI (CASEMODE=IWER)</td> <td style="border: 1px solid black; padding: 5px; width: 50%;">WEB (CASEMODE=SELF)</td> <td style="padding: 5px;">→ GO TO F8F10_W</td> </tr> <tr> <td colspan="2" style="text-align: center; padding: 5px;">↓</td> <td></td> </tr> </table>	CATI (CASEMODE=IWER)	WEB (CASEMODE=SELF)	→ GO TO F8F10_W	↓		
CATI (CASEMODE=IWER)	WEB (CASEMODE=SELF)	→ GO TO F8F10_W				
↓						

PSID W17 modified

F8. (CATI) Would it amount to \$5,000 or more?



GO TO F10

PSID W20 modified

F9. (CATI) (Would it amount to...) \$16,000 or more?

GO TO F17 RULE

PSID W19 modified

F10. (CATI) (Would it amount to...) \$1,000 or more?

GO TO F17 RULE

PSID W17W20\_W modified

F8F10\_W. (WEB) What is your best estimate?

1. Less than \$1,000	2. \$1,000 to less than \$5,000
3. \$5,000 to less than \$16,000	4. \$16,000 or more

Other Savings and Assets

F17 RULE. Mode of Interview

<table style="width: 100%; border-collapse: collapse;"> <tr> <td style="border: 1px solid black; padding: 5px; width: 50%;">CATI (CASEMODE=IWER)</td> <td style="border: 1px solid black; padding: 5px; width: 50%;">WEB (CASEMODE=SELF)</td> </tr> <tr> <td colspan="2" style="text-align: center; padding: 5px;">↓</td> </tr> <tr> <td style="border: 1px solid black; padding: 5px; width: 50%;">F17_W=Yes</td> <td style="border: 1px solid black; padding: 5px; width: 50%;">F17_W&lt;&gt;Yes</td> </tr> <tr> <td style="text-align: center; padding: 5px;">GO TO F18</td> <td style="text-align: center; padding: 5px;">GO TO F11CKPT</td> </tr> </table>	CATI (CASEMODE=IWER)	WEB (CASEMODE=SELF)	↓		F17_W=Yes	F17_W<>Yes	GO TO F18	GO TO F11CKPT
CATI (CASEMODE=IWER)	WEB (CASEMODE=SELF)							
↓								
F17_W=Yes	F17_W<>Yes							
GO TO F18	GO TO F11CKPT							

PSID W27+W33 modified

F17. (CATI) NOT INCLUDING retirement accounts, do you yourself own any certificates of deposit, government bonds, or rights in a trust or estate?

→ GO TO F11 RULE



PSID W34

F18. (CATI) If you added up all your (non-retirement) certificates of deposit, government bonds, and rights in a trust or estate, about how much would they amount to altogether right now?

\$ -99,999,999 – 999,999,999 → GO TO F11 RULE

↓ F19 RULE

(WEB) If you added up all of your (non-retirement) certificates of deposit, government bonds, and rights in a trust or estate, about how much would they amount to altogether right now?

For amounts less than \$0.00, enter the minus symbol (-) and then the amount. For example: Enter “-500” to indicate a loss of \$500.00.

\$ -99,999,999 – 999,999,999 .00 → GO TO F11 RULE

CHECK: Please enter numbers only.

↓

F19 RULE. Mode of Interview

<input type="text" value="CATI (CASEMODE=IWER)"/>	<input type="text" value="WEB (CASEMODE=SELF)"/>	→ GO TO F19F21_W
↓		

PSID W35 modified

F19. (CATI) Would it amount to \$2,000 or more?

↓ GO TO F21

PSID W36 modified

F20. (CATI) (Would it amount to...)  
\$6,000 or more?

GO TO F11 RULE

PSID W37 modified

F21. (CATI) (Would it amount to...)  
\$500 or more?

GO TO F11 RULE

PSID W35W37\_W modified

F19F21\_W. (WEB) What is your best estimate?

### Checking and Savings Accounts

F11 RULE. CAI Checkpoint: Mode of Interview

<input type="text" value="CATI (CASEMODE=IWER)"/>	<input type="text" value="WEB &amp; (CASEMODE=SELF)"/>
↓	
<input type="text" value="F11_W=Yes"/>	<input type="text" value="F11_W&lt;&gt;Yes"/>
GO TO F12	GO TO F22

PSID W27A

F11. (CATI) NOT INCLUDING retirement accounts, do you yourself have a checking, savings, or money market type account?

1. Yes  5. No → GO TO F22

↓

PSID W28A

F12. (CATI) Altogether, about how much do you have in your checking, savings, or money market type accounts right now?

→ GO TO F22

↓ F13 RULE

(WEB) Altogether, about how much do you have in your checking, savings, or money market type accounts right now?

For amounts less than \$0.00, enter the minus symbol (-) and then the amount. For example: Enter “-500” to indicate a loss of \$500.00.

\$  .00 → GO TO F22

CHECK: *Please enter numbers only.*

↓

F13 RULE. Mode of Interview

<input type="text" value="CATI (CASEMODE=IWER)"/>	<input type="text" value="WEB (CASEMODE=SELF)"/>	→ GO TO F13F16_W
↓		

PSID W29A modified

F13. (CATI) Would it amount to \$1,000 or more?

1. Yes  5. No

↓

GO TO F16

PSID W30A modified

F14. (CATI) (Would it amount to...)

\$4,000 or more?

1. Yes  5. No

↓

GO TO F22

PSID W31A modified

F15. (CATI) (Would it amount to...)

\$10,000 or more?

1. Yes  5. No

GO TO F22

PSID W32A modified

F16. (CATI) (Would it amount to...)

\$300 or more?

1. Yes  5. No

GO TO F22

PSID W29AW32A\_W modified

F13F16\_W. (WEB) What is your best estimate?

1. Less than \$300	2. \$300 to less than \$1,000	3. \$1,000 to less than \$4,000
4. \$4,000 to less than \$10,000	5. \$10,000 or more	

Credit and Store Cards

F22. (CATI) Do you have your own credit card or store card account? Please include any joint accounts where your name is on the account with someone else's.

- This does not include pre-paid credit cards

(WEB) Do you have your own credit card or store card account? Please include any joint accounts where your name is on the account with someone else's.

*This does not include pre-paid credit cards.*

PSID W38A modified

F23. (CATI) Do you currently have any balances from previous months on any credit cards or store cards? Do not count new debt that will be paid off this month.

- This does not include pre-paid credit cards

(WEB) Do you currently have any balances from previous months on any credit cards or store cards? Do not count new debt that will be paid off this month.

*This does not include pre-paid credit cards.*

→ GO TO F30

↓

F24. (CATI) Are you financially responsible for paying the accounts (credit card or store card account)?

(WEB) Are you financially responsible for paying the credit card or store card accounts?

PSID W39A

F25. (CATI) Altogether, what do you owe on all your credit and store cards?

(Please do not count any new debt that will be paid off this month.)

- INCLUDE unpaid balance(s) only, or credit card and store card debts that are outstanding
- This does not include pre-paid credit cards

→ GO TO F30

↓ F26 RULE

(WEB) Altogether, what do you owe on all your credit and store cards? Please do not count any new debt that will be paid off this month.

*This does not include pre-paid credit cards.*

*For amounts less than \$0.00, enter the minus symbol (-) and then the amount. For example: Enter "-500" to indicate a loss of \$500.00.*

\$  .00 → GO TO F30

CHECK: *Please enter numbers only.*

↓

F26 RULE. Mode of Interview

→ GO TO F26F29\_W

↓

PSID W40A modified

F26. (CATI) Would it amount to \$900 or more?

↓

GO TO F29

*PSID W41A modified*

F27. (CATI) (Would it amount to  
\$2,000 or more?)

1. Yes 5. No DK/RF



GO TO F30

*PSID W43A modified*

F28. (CATI) (Would it amount to...)  
\$5,000 or more?

1. Yes 5. No DK/RF

GO TO F30

*PSID W42A modified*

F29. (CATI) (Would it amount to...)  
\$300 or more?

1. Yes 5. No DK/RF

GO TO F30

*PSID W40W43A\_W modified*

F26F29\_W. (WEB) What is your best estimate?

1. Less than \$300 2. \$300 to less than \$900 3. \$900 to less than \$2,000

4. \$2,000 to less than \$5,000 5. \$5,000 or more

### Student Loans

F30. (CATI/WEB) Do you yourself have any current student loans or any student loans that were paid off in the last two years?

1. Yes 5. No F59



F31. (CATI) [Page 43](#)

What type(s) of loan(s) did you take out to help pay for your education?

- ENTER all that apply
- PROBE: Any others?

1. Federal student loan (e.g. Stafford or Perkins loans)	ASK F32 - F36
2. State student loan	ASK F37 - F41
3. Private student loan (e.g. Sallie Mae, CitiBank, WellsFargo)	ASK F42 - F46
7. Other-specify (F31SPEC. What other type of loan? (String 200))	ASK F47 - F51
DK/RF	GO TO F59

(WEB) What type(s) of loan(s) did you take out to help pay for your education?

Please select all that apply.

1. Federal student loan (e.g. Stafford or Perkins loans)	ASK F32 - F33F36_W
2. State student loan	ASK F37 - F38F41_W
3. Private student loan (e.g. Sallie Mae, CitiBank, WellsFargo)	ASK F42 - F43F46_W
7. Other - Please specify: (F31SPEC. What other type of loan? (String 200))	ASK F47 - F48F51_W
NA	GO TO F59

Federal student loan

F32. (CATI) About how much does your federal (student) loan amount to right now?

→ GO TO NEXT F31 ITEM, Then GO TO F59       ↓ F33 RULE

GO TO NEXT F31 ITEM, THEN GO TO F59

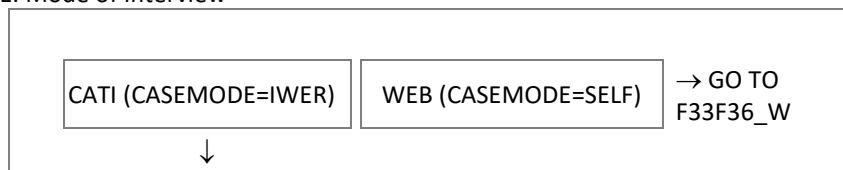
(WEB) About how much does your federal student loan amount to right now?

\$  .00 → GO TO NEXT F31 ITEM, Then GO TO F59       CHECK: Please enter numbers only. Negative numbers (<0) and "0" are not allowed.

GO TO NEXT F31 ITEM, THEN GO TO F59

CHECK: Please enter a number from 1 to 9,999,996.

## F33 RULE. Mode of Interview



F33. (CATI) Would it amount to \$10,000 or more?

→ GO TO F36       → GO TO NEXT F31 ITEM, Then GO TO F59

F34. (CATI) (Would it amount to...) \$20,000 or more?

↓

GO TO NEXT F31 ITEM, Then GO TO F59

F35. (CATI) (Would it amount to...) \$50,000 or more?

GO TO NEXT F31 ITEM, Then GO TO F59

F36. (CATI) (Would it amount to...) \$5,000 or more?

GO TO NEXT F31 ITEM, Then GO TO F59

F33F36\_W. (WEB) What is your best estimate?

1. Less than \$5,000	2. \$5,000 to less than \$10,000	3. \$10,000 to less than \$20,000
4. \$20,000 to less than \$50,000	5. \$50,000 or more	

GO TO NEXT F31 ITEM, Then GO TO F59

State student loan

F37. (CATI) About how much does your state (student) loan amount to right now?

\$ 1 -9,999,996	→ GO TO NEXT F31 ITEM, Then GO TO F59	DK/RF ↓ F38 RULE
-----------------	------------------------------------------	---------------------

O 9999997. . (SP\_0a) Nothing-student loans are paid off

GO TO NEXT F31 ITEM, THEN GO TO F59

(WEB) About how much does your state student loan amount to right now?

\$  .00 → GO TO NEXT F31 ITEM,  
Then GO TO F59

CHECK: *Please enter numbers only. Negative numbers (<0) and "0" are not allowed.*

O 9999997. . (SP\_0a) Nothing-student loans are paid off

GO TO NEXT F31 ITEM, THEN GO TO F59

CHECK: *Please enter a number from 1 to 9,999,996.*

F38 RULE. Mode of Interview

CATI (CASEMODE=IWER)	WEB (CASEMODE=SELF)	→ GO TO F38F41_W
↓		

F38. (CATI) Would it amount to \$10,000 or more?

1. Yes	5. No	→ GO TO F41	DK/RF	→ GO TO NEXT F31 ITEM, Then GO TO F59
↓				

F39. (CATI) (Would it amount to...)  
\$20,000 or more?

1. Yes	5. No	DK/RF
↓		
GO TO NEXT F31 ITEM, Then GO TO F59		

F40. (CATI) (Would it amount to...)  
\$50,000 or more?

1. Yes	5. No	DK/RF
↓		
GO TO NEXT F31 ITEM, Then GO TO F59		



F41. (CATI) (Would it amount to...)  
\$5,000 or more?

1. Yes    5. No    DK/RF

GO TO NEXT F31 ITEM,  
Then GO TO F59

F38F41\_W. (WEB) What is your best estimate?

1. Less than \$5,000    2. \$5,000 to less than \$10,000    3. \$10,000 to less than \$20,000  
 4. \$20,000 to less than \$50,000    5. \$50,000 or more

GO TO NEXT F31 ITEM, Then GO TO F59

Private student loan

F42. (CATI) About how much does your private (student) loan amount to right now?

→ GO TO NEXT F31 ITEM, Then GO TO F59    DK/RF  
↓ F43 RULE

GO TO NEXT F31 ITEM, THEN GO TO F59

(WEB) About how much does your private student loan amount to right now?

\$  .00 → GO TO NEXT F31 ITEM, Then GO TO F59    CHECK: *Please enter numbers only. Negative numbers (<0) and "0" are not allowed.*  
↓

GO TO NEXT F31 ITEM, THEN GO TO F59

CHECK: *Please enter a number from 1 to 9,999,996.*

F43 RULE. Mode of Interview

CATI (CASEMODE=IWER)	WEB (CASEMODE=SELF)	→ GO TO F43F46_W
↓		

F43. (CATI) Would it amount to \$10,000 or more?

1. Yes    5. No   → GO TO F46    DK/RF   → GO TO NEXT F31 ITEM,  
↓   Then GO TO F59

F44. (CATI) (Would it amount to...)  
\$20,000 or more?

1. Yes    5. No    DK/RF

↓   GO TO NEXT F31 ITEM,  
Then GO TO F59

F45. (CATI) (Would it amount to...)  
\$50,000 or more?

GO TO NEXT F31 ITEM,  
Then GO TO F59

F46. (CATI) (Would it amount to...)  
\$5,000 or more?

GO TO NEXT F31 ITEM,  
Then GO TO F59

F43F46\_W. (WEB) What is your best estimate?

GO TO NEXT F31 ITEM, Then GO TO F59

#### Other student loan

F47. (CATI) About how much does your other loan amount to right now?

→ GO TO NEXT F31  
ITEM, Then GO TO F59   
↓ F48 RULE

GO TO NEXT F31 ITEM, THEN GO TO F59

(WEB) About how much does your other student loan amount to right now?

\$  .00 → GO TO NEXT F31 ITEM,  CHECK: *Please enter numbers only. Negative numbers (<0) and "0" are not allowed.*  
Then GO TO F59 ↓

GO TO NEXT F31 ITEM, THEN GO TO F59

CHECK: *Please enter a number from 1 to 9,999,996.*

F48 RULE. Mode of Interview

<input type="text" value="CATI&lt;br/&gt;(CASEMODE=IWER)"/>	<input type="text" value="WEB&lt;br/&gt;(CASEMODE=SELF)"/>	→ GO TO F48F51_W
↓		

F48. (CATI) Would it amount to \$10,000 or more?

→ GO TO F51  → GO TO F59

↓

F49. (CATI) (Would it amount to...)  
\$20,000 or more?

1. Yes  5. No  DK/RF



GO TO F59

F50. (CATI) (Would it amount to...)  
\$50,000 or more?

1. Yes  5. No  DK/RF

GO TO F59

F51. (CATI) (Would it amount to...)  
\$5,000 or more?

1. Yes  5. No  DK/RF

GO TO F59

F48F51\_W. (WEB) What is your best estimate?

1. Less than \$5,000	2. \$5,000 to less than \$10,000	3. \$10,000 to less than \$20,000
4. \$20,000 to less than \$50,000	5. \$50,000 or more	

GO TO F59


### Student Loan Debt Forgiveness

F59. (CATI) In the last two years, did you apply for or receive any student loan debt forgiveness in any federal, state, private, or other program?

1. Yes  5. No → GO TO SECTION G

(WEB) In the last two years, did you apply for or receive any student loan debt forgiveness in any federal, state, private, or other program?

1. Yes  5. No → GO TO SECTION G

F61. (CATI)  Page 44

What type of student loan was forgiven? Was that a federal, state, private, or other type of student loan?

- ENTER all that apply

1. Federal student loan (e.g. Stafford or Perkins loans)	ASK F62-F71
2. State student loan	ASK F72 – F81
3. Private student loan (e.g. Sallie Mae, CitiBank, WellsFargo)	ASK F82 – F91
7. Other student loan	ASK F92-F101
DK/RF	GO TO SECTION G

(WEB) What type of student loan was forgiven?

Please select all that apply.

1. Federal student loan (e.g. Stafford or Perkins loans)	ASK F62- F62F71_W
2. State student loan	ASK F72 – F78F81_W
3. Private student loan (e.g. Sallie Mae, CitiBank, WellsFargo)	ASK F82 – F88F91_W
7. Other student loan	ASK F92- F98F101_W
NA	GO TO SECTION G

### Federal Student Loan Debt Forgiveness

F62. (CATI) In the last two years, altogether, how much of your federal student loan debt has been forgiven?

- If R says “applied but not yet eligible” or if eligibility is unknown select “none”.
- If R says “eligible but forgiveness has not been received yet” select “none”.

→ GO TO F67        
↓ F63 RULE

GO TO NEXT F61 ITEM, Then GO TO SECTION G

(WEB) In the last two years, altogether, how much of your federal student loan debt has been forgiven?  
If you have applied and are not eligible or your eligibility is unknown, please select “none”.  
If you are eligible and have not yet received forgiveness, please select “none”.

\$  .00 → GO TO F67       CHECK: *Please enter numbers only. Negative numbers (<0) and “0” are not allowed.*  
↓

GO TO NEXT F61 ITEM, Then GO TO SECTION G

CHECK: *Please enter a number from 1 to 9,999,996.*

F63 RULE. Mode of Interview

<input type="text" value="CATI (CASEMODE=IWER)"/> <input type="text" value="WEB (CASEMODE=SELF)"/> → GO TO F63F66_W ↓
--------------------------------------------------------------------------------------------------------------------------

F63. (CATI) Would it amount to \$10,000 or more?

       → GO TO F66        → GO TO F67  
↓

F64. (CATI) (Would it amount to...)  
\$20,000 or more?

         
↓      GO TO F67

F65. (CATI) (Would it amount to...)  
\$50,000 or more?

         
GO TO F67

F66. (CATI) (Would it amount to...)  
\$5,000 or more?

         
GO TO F67

F63F66\_W. (WEB) What is your best estimate?

1. Less than \$5,000	2. \$5,000 to less than \$10,000	3. \$10,000 to less than \$20,000
4. \$20,000 to less than \$50,000	5. \$50,000 or more	

GO TO F67

F67. (CATI) What is your remaining federal student loan debt balance, after any federal student loan debt forgiveness you have received?

- If R says that their federal student loans are now "paid off" select "none".

<input type="text" value="\$ 1 -9,999,996"/>	→ GO TO NEXT F61 ITEM, Then GO TO SECTION G	<input type="text" value="DK/RF"/>	↓ F68 RULE
----------------------------------------------	---------------------------------------------------	------------------------------------	------------

GO TO NEXT F61 ITEM, Then GO TO SECTION G

(WEB) What is your remaining federal student loan debt balance, after any federal student loan debt forgiveness you have received?

If your federal student loans are now "paid off" please select "none."

\$ <input type="text" value="\$ 1 -9,999,996"/>	.00	→ GO TO NEXT F61 ITEM, Then GO TO SECTION G	<input type="text" value="NA"/>	↓	CHECK: Please enter numbers only. Negative numbers (<0) and "0" are not allowed.
-------------------------------------------------	-----	---------------------------------------------------	---------------------------------	---	----------------------------------------------------------------------------------

GO TO NEXT F61 ITEM, Then GO TO SECTION G

CHECK: Please enter a number from 1 to 9,999,996.

F68 RULE. Mode of Interview

<input type="text" value="CATI (CASEMODE=IWER)"/>	<input type="text" value="WEB (CASEMODE=SELF)"/>	→ GO TO F68F71_W
↓		

F68. (CATI) Would it amount to \$10,000 or more?

<input type="text" value="1. Yes"/>	<input type="text" value="5. No"/>	→ GO TO F71	<input type="text" value="DK/RF"/>	→ GO TO NEXT F61 ITEM, Then GO TO SECTION G
↓				

F69. (CATI) (Would it amount to...)

\$20,000 or more?

<input type="text" value="1. Yes"/>	<input type="text" value="5. No"/>	<input type="text" value="DK/RF"/>
↓		
GO TO NEXT F61 ITEM, Then GO TO SECTION G		

F70. (CATI) (Would it amount to...)

\$50,000 or more?

<input type="text" value="1. Yes"/>	<input type="text" value="5. No"/>	<input type="text" value="DK/RF"/>
↓		
GO TO NEXT F61 ITEM, Then GO TO SECTION G		

F71. (CATI) (Would it amount to...)  
\$5,000 or more?

1. Yes  5. No  DK/RF

GO TO NEXT F61 ITEM,  
Then GO TO SECTION G

F68F71\_W. (WEB) What is your best estimate?

1. Less than \$5,000  2. \$5,000 to less than \$10,000  3. \$10,000 to less than \$20,000  
 4. \$20,000 to less than \$50,000  5. \$50,000 or more

GO TO NEXT F61 ITEM, Then GO TO SECTION G

### State Student Loan Debt Forgiveness Program

F72. (CATI) In the last two years, altogether, how much of your state student loan debt has been forgiven?

- If R says "applied but not yet eligible" or if eligibility is unknown select "none".
- If R says "eligible but forgiveness has not been received yet select "none".

→ GO TO F77

↓ F73 RULE

GO TO NEXT F61 ITEM, Then GO TO SECTION G

(WEB) In the last two years, altogether, how much of your state student loan debt has been forgiven?  
If you have applied and are not eligible or your eligibility is unknown, please select "none".  
If you are eligible and have not yet received forgiveness, please select "none".

\$  .00 → GO TO F77  CHECK: Please enter numbers only. Negative numbers (<0) and "0" are not allowed.

↓

GO TO NEXT F61 ITEM, Then GO TO SECTION G

CHECK: Please enter a number from 1 to 9,999,996.

F73 RULE. Mode of Interview

<input type="text" value="CATI (CASEMODE=IWER)"/>	<input type="text" value="WEB (CASEMODE=SELF)"/>	→ GO TO F73F76_W
↓		

F73. (CATI) Would it amount to \$10,000 or more?

1. Yes  5. No → GO TO F76  DK/RF → GO TO F77

↓

F74. (CATI) (Would it amount to...)  
\$20,000 or more?

1. Yes  5. No  DK/RF

↓

GO TO F77

F75. (CATI) (Would it amount to...)  
\$50,000 or more?

1. Yes  5. No  DK/RF

GO TO F77

F76. (CATI) (Would it amount to...)  
\$5,000 or more?

1. Yes  5. No  DK/RF

GO TO F77

F73F76\_W. (WEB) What is your best estimate?

1. Less than \$5,000  2. \$5,000 to less than \$10,000  3. \$10,000 to less than \$20,000  
 4. \$20,000 to less than \$50,000  5. \$50,000 or more

GO TO F77

F77. (CATI) What is your remaining state student loan debt balance, after any state student loan debt forgiveness you have received?

- If R says that their state student loans are now "paid off" select "none".

→ GO TO NEXT F61   
ITEM, Then GO TO ↓ F78 RULE  
SECTION G

GO TO NEXT F61 ITEM, Then GO TO SECTION G

(WEB) What is your remaining state student loan debt balance, after any state student loan debt forgiveness you have received?

If your state student loans are now "paid off" please select "none."

\$  .00 → GO TO NEXT F61  CHECK: Please enter numbers only. Negative  
ITEM, Then GO TO ↓ numbers (<0) and "0" are not allowed.  
SECTION G

GO TO NEXT F61 ITEM, Then GO TO SECTION G

CHECK: Please enter a number from 1 to 9,999,996.

F78 RULE. Mode of Interview

→ GO TO F78F81\_W  
↓

F78. (CATI) Would it amount to \$10,000 or more?

1. Yes  5. No → GO TO F81  DK/RF → GO TO NEXT F61 ITEM, Then GO TO SECTION G  
↓

F79. (CATI) (Would it amount to...)  
\$20,000 or more?

1. Yes     5. No     DK/RF



GO TO NEXT F61 ITEM,  
Then GO TO SECTION G

F80. (CATI) (Would it amount to...)  
\$50,000 or more?

1. Yes     5. No     DK/RF

GO TO NEXT F61 ITEM,  
Then GO TO SECTION G

F81. (CATI) (Would it amount to...)  
\$5,000 or more?

1. Yes     5. No     DK/RF

GO TO NEXT F61 ITEM,  
Then GO TO SECTION G

F78F81\_W. (WEB) What is your best estimate?

<input type="checkbox"/> 1. Less than \$5,000	<input type="checkbox"/> 2. \$5,000 to less than \$10,000	<input type="checkbox"/> 3. \$10,000 to less than \$20,000
<input type="checkbox"/> 4. \$20,000 to less than \$50,000	<input type="checkbox"/> 5. \$50,000 or more	

GO TO NEXT F61 ITEM, Then GO TO SECTION G

Private Student Loan Debt Forgiveness Program

F82. (CATI) In the last two years, altogether, how much of your private student loan debt has been forgiven?

- If R says “applied but not yet eligible” or if eligibility is unknown select “none”.
- If R says “eligible but forgiveness has not been received yet select “none”.

→ GO TO F87   

↓ F83 RULE

GO TO NEXT F61 ITEM,  
Then GO TO SECTION G

(WEB) In the last two years, altogether, how much of your private student loan debt has been forgiven?

If you have applied and are not eligible or your eligibility is unknown, please select “none”.  
If you are eligible and have not yet received forgiveness, please select “none”.

\$  .00 → GO TO F87     CHECK: Please enter numbers only. Negative numbers (<0) and “0” are not allowed.

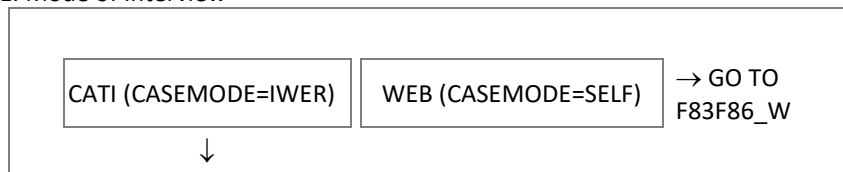


GO TO NEXT F61 ITEM, Then GO TO SECTION G

CHECK: Please enter a number from 1 to 9,999,996.



## F83 RULE. Mode of Interview



F83. (CATI) Would it amount to \$10,000 or more?

1. Yes	5. No	→ GO TO F86	DK/RF	→ GO TO F87
--------	-------	-------------	-------	-------------

↓

F84. (CATI) (Would it amount to...)  
\$20,000 or more?

1. Yes	5. No	DK/RF
--------	-------	-------

↓

GO TO F87

F85. (CATI) (Would it amount to...)  
\$50,000 or more?

1. Yes	5. No	DK/RF
--------	-------	-------

GO TO F87

F86. (CATI) (Would it amount to...)  
\$5,000 or more?

1. Yes	5. No	DK/RF
--------	-------	-------

GO TO F87

F83F86\_W. (WEB) What is your best estimate?

1. Less than \$5,000	2. \$5,000 to less than \$10,000	3. \$10,000 to less than \$20,000
4. \$20,000 to less than \$50,000	5. \$50,000 or more	

GO TO F87

F87. (CATI) What is your remaining private student loan debt balance, after any private student loan debt forgiveness you have received?

- If R says that their private student loans are now "paid off" select "none".

\$ 1 –9,999,996	→ GO TO NEXT F61	DK/RF
-----------------	------------------	-------

ITEM, Then GO TO  
SECTION G

↓ F88 RULE

O 9999997. (SP_0a) None
-------------------------

GO TO NEXT F61 ITEM, Then GO TO SECTION G

(WEB) What is your remaining private student loan debt balance, after any private student loan debt forgiveness you have received?

If your private student loans are now "paid off" please select "none."

\$  .00 → GO TO NEXT F61 ITEM, Then GO TO SECTION G  CHECK: Please enter numbers only. Negative numbers (<0) and "0" are not allowed.

GO TO NEXT F61 ITEM, Then GO TO SECTION G

CHECK: Please enter a number from 1 to 9,999,996.

F88 RULE. Mode of Interview

<input type="text" value="CATI (CASEMODE=IWER)"/>	<input type="text" value="WEB (CASEMODE=SELF)"/>	→ GO TO F88F91_W
↓		

F88. (CATI) Would it amount to \$10,000 or more?

→ GO TO F91  → GO TO NEXT F61 ITEM, Then GO TO SECTION G

↓

F89. (CATI) (Would it amount to...)  
\$20,000 or more?

↓

GO TO NEXT F61 ITEM,  
Then GO TO SECTION G

F90. (CATI) (Would it amount to...)  
\$50,000 or more?

↓

GO TO NEXT F61 ITEM,  
Then GO TO SECTION G

F91. (CATI) (Would it amount to...)  
\$5,000 or more?

↓

GO TO NEXT F61 ITEM,  
Then GO TO SECTION G

F88F91\_W. (WEB) What is your best estimate?

<input type="text" value="1. Less than \$5,000"/>	<input type="text" value="2. \$5,000 to less than \$10,000"/>	<input type="text" value="3. \$10,000 to less than \$20,000"/>
<input type="text" value="4. \$20,000 to less than \$50,000"/>	<input type="text" value="5. \$50,000 or more"/>	

GO TO NEXT F61 ITEM, Then GO TO SECTION G

Other Student Loan Debt Forgiveness Program

F92. (CATI) In the last two years, altogether, how much of your other student loan debt has been forgiven?

- If R says “applied but not yet eligible” or if eligibility is unknown select “none”.
- If R says “eligible but forgiveness has not been received yet select “none”.

→ GO TO F97        
 ↓ F93 RULE

GO TO SECTION G

(WEB) In the last two years, altogether, how much of your other student loan debt has been forgiven?  
 If you have applied and are not eligible or your eligibility is unknown, please select “none”.  
 If you are eligible and have not yet received forgiveness, please select “none”.

\$  .00 → GO TO F97       CHECK: Please enter numbers only. Negative numbers (<0) and “0” are not allowed.  
 ↓

GO TO SECTION G

CHECK: Please enter a number from 1 to 9,999,996.

F93 RULE. Mode of Interview

<input type="text" value="CATI (CASEMODE=IWER)"/> <input type="text" value="WEB (CASEMODE=SELF)"/> → GO TO F93F96_W ↓
--------------------------------------------------------------------------------------------------------------------------

F93. (CATI) Would it amount to \$10,000 or more?

→ GO TO F96       → GO TO F97  
 ↓

F94. (CATI) (Would it amount to...) \$20,000 or more?

↓      GO TO F97

F95. (CATI) (Would it amount to...) \$50,000 or more?

GO TO F97

F96. (CATI) (Would it amount to...) \$5,000 or more?

GO TO F97

F93F96\_W. (WEB) What is your best estimate?

1. Less than \$5,000	2. \$5,000 to less than \$10,000	3. \$10,000 to less than \$20,000
4. \$20,000 to less than \$50,000	5. \$50,000 or more	

GO TO F97

F97. (CATI) What is your remaining other student loan debt balance, after any other student loan debt forgiveness you have received?

- If R says that their other student loans are now "paid off" select "none".

→ GO TO SECTION G   

↓ F98 RULE

GO TO SECTION G

(WEB) What is your remaining other student loan debt balance, after any other student loan debt forgiveness you have received?

If your other student loans are now "paid off" please select "none."

\$  .00 → GO TO SECTION G     CHECK: Please enter numbers only. Negative numbers (<0) and "0" are not allowed.

↓

GO TO SECTION G

CHECK: Please enter a number from 1 to 9,999,996.

F98 RULE. Mode of Interview

<input type="text" value="CATI (CASEMODE=IWER)"/>	<input type="text" value="WEB (CASEMODE=SELF)"/>	→ GO TO F98F101_W
↓		

F98. (CATI) Would it amount to \$10,000 or more?

→ GO TO F101     → GO TO SECTION G

↓

F99. (CATI) (Would it amount to...) \$20,000 or more?

↓

GO TO SECTION G

F100. (CATI) (Would it amount to...) \$50,000 or more?

GO TO SECTION G

F101. (CATI) (Would it amount to...)  
\$5,000 or more?

1. Yes    5. No    DK/RF

GO TO SECTION G

F98F101\_W. (WEB) What is your best estimate?

1. Less than \$5,000	2. \$5,000 to less than \$10,000	3. \$10,000 to less than \$20,000
4. \$20,000 to less than \$50,000	5. \$50,000 or more	

GO TO SECTION G

END SECTION\_F

## Section G: Education

### [TOC](#)

SecG\_Start. Whether section started flag.

1. Yes

SecGDone. After a mode switch, flags whether section completed.

1. Yes

SecGLock. After a mode switch, flags whether section locked.

1. Yes

SecGMode. Whether interview completed in WEB or CATI flag.

1. SELF/WEB 2. IWER/CATI

### SECTION\_G

#### Desired Education Level

G1. (CATI)  [Page 45](#)

Now I would like to talk about your education. How far would you like to go in school?

[Previously Reported Education: \[PRELOAD.COREEDUC\]](#)

- [READ list if needed or R is not using the Response Booklet](#)

1. Graduate from high school	2. Graduate from a two year community college
3. Earn a certificate or diploma from a school that provides occupation training (usually takes 2 years or less to complete, often leading to a license, such as cosmetology)	
4. Attend a 4-year college	5. Graduate from a 4-year college
7. Do something else ( <a href="#">Specify</a> ) (G1SPEC. Please tell me what that might be? (String 100))	
DK/RF	

GO TO G3

6. Get more than 4 years of college	8. I have gone as far as I want to in school
-------------------------------------	----------------------------------------------

↓ G2

GO TO G5CKPT

(WEB) How far would you LIKE TO GO in school?

1. Graduate from high school	2. Graduate from a two year community college
3. Earn a certificate or diploma from a school that provides occupation training <i>This usually takes 2 years or less to complete, often leading to a license, such as cosmetology.</i>	
4. Attend a 4-year college	5. Graduate from a 4-year college
7. Do something else – What might that be? (G1SPEC (String 100))	
NA	

GO TO G3

6. Get more than 4 years of college	8. I have gone as far as I want to in school
-------------------------------------	----------------------------------------------

↓

GO TO G5CKPT


G2. (CATI) What type of degree do you want?

[Previously Reported Education: \[PRELOAD.COREEDUC\]](#)

1. Master's degree (MA, MS, MBA)
2. Doctor of Philosophy or Doctorate (PhD)
3. Doctor of Medicine (MD, DDS)
4. Law Degree (JD)
7. <a href="#">Another Degree-specify</a> (G2SPEC. <a href="#">Specify</a> (String 500))

(WEB) What type of degree do you want?

1. Master's degree (MA, MS, MBA)
2. Doctor of Philosophy or Doctorate (PhD)
3. Doctor of Medicine (MD, DDS)
4. Law Degree (JD)
7. Another degree – <i>Please specify:</i> (G2SPEC (String 500))

G3. (CATI)  Page 46

Many people do not get as much education as they would like. How far do you think you will actually go in school?

[Previously Reported Education: \[PRELOAD.COREEDUC\]](#)

- READ list if needed or R is not using the Response Booklet

1. Graduate from high school	2. Graduate from a two year community college
3. Earn a certificate or diploma from a school that provides occupation training (usually takes 2 years or less to complete, often leading to license, such as cosmetology)	
4. Attend a 4-year college	5. Graduate from a 4-year college
7. Do something else ( <a href="#">Specify</a> ) (G3SPEC. Please tell me what that might be? (String 100))	DK/RF

GO TO G5CKPT

6. Get more than 4 years of college
-------------------------------------

↓ G4

(WEB) Many people do not get as much education as they would like. How far do you think you will ACTUALLY go in school?

1. Graduate from high school	2. Graduate from a two year community college
3. Earn a certificate or diploma from a school that provides occupation training <i>This usually takes 2 years or less to complete, often leading to a license, such as cosmetology.</i>	
4. Attend a 4-year college	5. Graduate from a 4-year college
7. Do something else – <i>What might that be?</i> (G3SPEC (String 100))	NA

GO TO G5CKPT

6. Get more than 4 years of college
-------------------------------------

↓

G4. (CATI) What type of degree will you get?

[Previously Reported Education: \[PRELOAD.COREEDUC\]](#)

1. Master's degree (MA, MS, MBA)
2. Doctor of Philosophy or Doctorate (PhD)
3. Doctor of Medicine (MD, DDS)
4. Law Degree (JD)
7. <a href="#">Another Degree-specify</a> (G4SPEC. <a href="#">Specify</a> (String 500))

(WEB) What type of degree will you get?

1. Master's degree (MA, MS, MBA)
2. Doctor of Philosophy or Doctorate (PhD)
3. Doctor of Medicine (MD, DDS)
4. Law Degree (JD)
7. Another degree – <i>Please specify:</i> (G4SPEC (String 500))

G5CKPT. CAI Checkpoint: Whether Have Education Level from PSID

1. PSID Education Level is Response (PRELOAD.COREEDUC= 2-19)	2. PSID Education Level is Response & Education Level is <HS Grad (PRELOAD.COREEDUC=1)	5. All Others (PRELOAD.COREEDUC=99)
Then GO TO G7CKPT	GO TO G6	↓

Highest Level of Education

Education Enrollment Status

G5 is a component of [Education Enrollment Status](#)

G5. (CATI/WEB) What is the highest grade or year of school that you have completed?

1. First grade	2. Second grade	3. Third grade	4. Fourth grade	5. Fifth grade	6. Sixth grade
7. Seventh grade	8. Eighth grade	9. Ninth grade	10. Tenth grade	11. Eleventh grade	
GO TO G7CKPT					
12. Twelfth grade, graduated high school, GED	13. Less than one year college				
14. One year college	15. Two years college	16. Three years college	17. Four years college		
18. Five years or more college	19. College graduate	20. Post-graduate or professional school	DK/RF		
↓ G6					

High School or GED

G6 is a component of [Education Enrollment Status](#)

G6. (CATI) Did you graduate from high school, get a GED, or neither?

1. Graduated from high school	2. Got a GED	3. Neither
-------------------------------	--------------	------------

(WEB) Did you graduate from high school, get a GED, or neither?

1. I graduated from high school	2. I got a GED	3. Neither
---------------------------------	----------------	------------

G7CKPT: CAI Checkpoint: Whether R Graduated High School; Whether GPA/Highest GPA Reported Last Wave

Graduated High School (PRELOAD.COREEDUC=3, 5, 7, 9, 11, 13, 15, 17, 19, or G6=1)			5. Did Not Graduate High School (PRELOAD.COREEDUC=1, 2, 4, 6, 8, 10, 12, 14, 16, 18, or G5=1-11, DK/RF, or (G5=12-20 & G6=2, 3, DK/RF))
1. New R (TATYPE=9995)	2. Returning R: GPA/HIGHGPA Not Reported (PRELOAD.GPA or PRELOAD.HIGHGPA = 95.00)	3. Returning R: GPA/HIGHGPA Reported (PRELOAD.GPA and PRELOAD.HIGHGPA = 0.01-12.00)	GO TO G9CKPT
↓		Assign G7, G8 = PRELOAD; Then GO TO G9CKPT	



G7. (CATI) What was your high school GPA?

- ENTER a number from 0.01 to 12.00

0.01 – 12.00; 95.00

(WEB) What was your high school GPA?

Enter a number from 0.01 to 12.00

0.01 – 12.00 GPA

95.00 (SP\_0c) My GPA was 0

G8. (CATI) What was the highest possible GPA at your high school?

- ENTER a number from 1.00 to 12.00

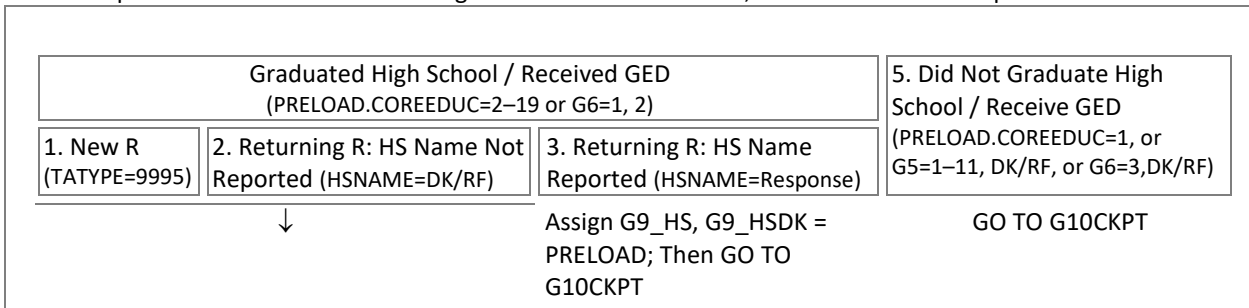
1.00 – 12.00

(WEB) What was the highest possible GPA at your high school?

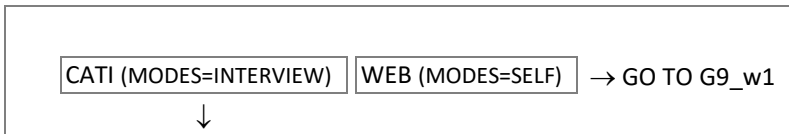
Enter a number from 1.00 to 12.00

1.00 – 12.00 GPA

G9CKPT. CAI Checkpoint: Whether R Graduated High School or Received GED; Whether HS Name Reported Last Wave



G9 RULE. Whether CATI or WEB



### High School Attended

G9\_HSID. (CATI) Which high school did you [R=HS GRAD: graduate from? /R=GED: last attend?] (In what city and state was it located?)

- Type the following: State abbreviation City name School name
- For example, "mi ann arbor pioneer" will list all schools in Ann Arbor Michigan that have Pioneer in the name
- If R doesn't know State and City, type the name of the school to list all of the schools in the country with that name
- If the school cannot be found on the list, ENTER [not found] to select "School not found"
- If R did not attend Grade 9 - 12, ENTER [not attend] to select "Did not attend high school"
- If R is home schooled: first search for school if applicable, if school is not listed, ENTER [Home schooled] to select "Home schooled, school not found"

String 50; School look-up list

99999999995. Home schooled, school not found

99999999996. Did not attend High School

99999999997. School not found DK/RF

GO TO G10CKPT



G9\_HSDK. (CATI) Ask R for school name, address where it was located, mailing address, school district, and any other information R can give you to help us identify the school, such as:

Public or private school  
Charter or magnet school

Open End

GO TO  
G10CKPT

G9\_W1, G9\_W4. (WEB) Which high school did you [R=HS GRAD: graduate from /R=GED: last attend]?

High school name

95. (SP\_0c) I was home schooled

96. (SP\_0b) I didn't attend high school

G9\_W2, G9\_W3. (WEB) In what city and state was it located?

City

State

### SAT, ACT Scores

G10CKPT. CAI Checkpoint: Whether New R, or Returning R & Eligible for Dependent Interviewing

Returning Respondent (PRELOAD.TATYPE=2005–2021)			5. New Respondent (PRELOAD.TATYPE=9995)
<p>1. Eligible for Dep IWing (Preload.SATACT=1 &amp;Preload.SATYEAR=response &amp;Preload.SATVERBAL=response &amp;Preload.SATMATH=response) or (Preload.SATACT=2 &amp; Preload.ACTOVERALL=response) or (Preload.SATACT=3 &amp; Preload.SATYEAR &amp; Preload.SATMATH &amp; Preload.SATVERBAL &amp; Preload.ACTOVERALL=response)</p>	<p>2. Not Eligible for Dep IWing &amp; Aged Out RAge=25-28 &amp; (Preload.SATACT=1 &amp; (Preload.SATYEAR or Preload.SATVERBAL or Preload.SATMATH&lt;&gt;response) or (Preload.SATACT=2 &amp; Preload.ACTOVERALL&lt;&gt;response) ) or (Preload.SATACT=3 &amp; Preload.SATYEAR or Preload.SATMATH or Preload.SATVERBAL or Preload.ACTOVERALL&lt;&gt;Response) or (Preload.SATACT=5, DK/RF/NA, EMPTY)</p>	<p>3. Not Eligible for Dep IWing RAge=18-24 &amp; (Preload.SATACT=1 &amp; (Preload.SATYEAR or Preload.SATVERBAL or Preload.SATMATH&lt;&gt;response) or (Preload.SATACT=2 &amp; Preload.ACTOVERALL&lt;&gt;response) ) or (Preload.SATACT=3 &amp; Preload.SATYEAR or Preload.SATMATH or Preload.SATVERBAL or Preload.ACTOVERALL&lt;&gt;Response) or (Preload.SATACT=5, DK/RF/NA, EMPTY)</p>	
Assign G10-G14=Preload; Then GO TO G15A	GO TO G15A	↓	

G10. (CATI) Did you take the SAT college entrance exam, the ACT exam, both, or neither?

1. SAT only   2. ACT only   3. Both   5. Neither   DK/RF

↓ G11   GO TO G14   ↓ G11   GO TO G15A

(WEB) Did you take the SAT college entrance exam, the ACT exam, both, or neither?

1. SAT only   2. ACT only   3. Both   5. Neither   NA

↓   GO TO G14   ↓   GO TO G15A

G11. (CATI) In what year did you last take the SAT?

[YRBRN+15 (2008)] – [CURRENTYEAR]

(WEB) In what year did you last take the SAT?

Select ▾ Year

G12. (CATI) What was your best or highest SAT score for verbal?

- The SAT evidence-based reading and writing section, formerly known as the verbal section, includes close reading sentence completion, and editing passages. This section does not include the essay section.
- Enter a number from 200 to 800

200 – 800

(WEB) What was your best or highest SAT score for verbal?

*The SAT evidence based reading and writing section, formerly known as the verbal section, includes close reading, sentence completion, and editing passages. This section does not include the essay section. Enter a number from 200 to 800.*

200 – 800 SAT Verbal Points

G13. (CATI) What was your best or highest SAT score for math?

- Enter a number from 200 to 800

200 – 800

(WEB) What was your best or highest SAT score for math?

*Enter a number from 200 to 800.*

200 – 800 SAT Math Points

G14CKPT. CAI Checklist: Whether R Took Both SAT and ACT Exams

1. Both SAT and ACT or ACT only (G10=Both or ACT only)	5. All Others	→ GO TO G15A
↓		

G14. (CATI) What was your best or highest overall ACT score?

- Enter a number from 1 to 36

1 – 36

(WEB) What was your best or highest overall ACT score?

*Enter a number from 1 to 36.*

1 – 36 ACT Points

## College

G15A is a component of [Education Enrollment Status](#)

G15A. (CATI) Have you [*Preload.G18AskedYr=9995, 9996, 9997*: ever] attended college or university, or graduate school, including nursing, medical and law school [*Preload.G18AskedYr=2021*: SINCE January 1, ^P2YEAR / *Preload.G18AskedYr=2019*: January 1, ^P4YEAR]?

- If R says they have attended college or university while in high school ENTER [5]
- If needed, PROBE: This question asks about having attended college, university, or graduate school seeking a degree. Later I will ask about professional certificates and licenses.

1. Yes	5. No	DK/RF
--------	-------	-------

↓ G15B      GO TO G17  
RULE

(WEB) Have you [*Preload.G18AskedYr=9995, 9996, 9997*: ever] attended college or university, or graduate school, including nursing, medical and law school [*Preload.G18AskedYr=2021*: SINCE January 1, ^P2YEAR / *Preload.G18AskedYr=2019*: January 1, ^P4YEAR]?

*This question asks about having attended college, university, or graduate school seeking a degree. Later we will ask about professional certificates and licenses.*

*Please do not include having attended college while in high school.*

1. Yes	5. No	NA
--------	-------	----

↓ G15B      GO TO G17  
RULE

G15B is a component of [Education Enrollment Status](#)

G15B. (CATI) Are you currently attending college or university, or graduate school, including nursing, medical and law school?

- If R says they are attending college or university while in high school, ENTER [5]
- If needed, PROBE: This question asks about having attended college, university, or graduate school seeking a degree. Later I will ask about professional certificates and licenses.

1. Yes	5. No	DK/RF
--------	-------	-------

↓      GO TO G17  
RULE

(WEB) Are you currently attending college or university, or graduate school, including nursing, medical and law school?

*This question asks about attending college, university, or graduate school seeking a degree. Later we will ask about professional certificates and licenses.*

*Please do not include attending college while in high school.*

1. Yes	5. No	NA
--------	-------	----

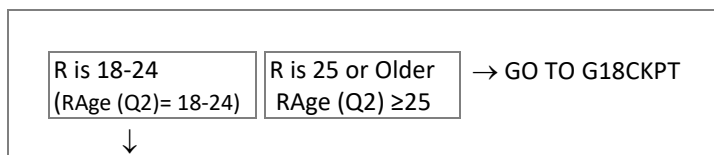
↓      GO TO G17  
RULE

G16. (CATI/WEB) Are you going to school full-time or part-time?

1. Full time	2. Part time
--------------	--------------

GO TO G18CKPT

G17 RULE: Whether R is Age 25 or Older



G17. (CATI) We're interested in the reasons that people your age may or may not go to college. Can you tell me the reasons that you are not currently enrolled in college?

- ENTER all that apply

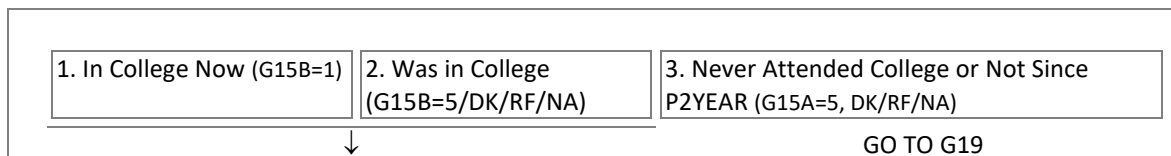
1. Already graduated from college	2. COVID-19 pandemic	3. Currently attending high school
7. Other-Specify (G17SPEC. Specify (String 100))		

(WEB) We're interested in the reasons that people your age may or may not go to college. Can you tell me the reasons that you are not CURRENTLY enrolled in college?

Please select all that apply.

1. Already graduated from college	2. COVID-19 pandemic	3. Currently attending high school
7. Other-Please specify: (G17SPEC. (String 100))		

G18CKPT: CAI CHECKPOINT: Whether R is Attending or Has Attended College



NOTE: G18A\_U does not use 9996/9997 year categories, specificity not needed/not requested

**SECTION\_G.G18A\_U[1-2]** [1-2] = Which college

G18CKPT=1, 2: Loops 1, 2

G18A, G18B, G18C

(CATI) G18A. [LOOP 1: We would like to know about the colleges and universities you have attended since [Preload.G18AskedYr=9995, 9996, 9997: high school / Preload.G18AskedYr=2021: January 1, ^P2YEAR] / Preload.G18AskedYr=2019: January 1, ^P4YEAR]. Let's begin with [G18CKPT=1: your current college / G18CKPT=2: the college you were last enrolled at]. What is the name of that college or university?

String 100

G18B. In what city and state is it?

String 100

G18C. (In what state is it?)

Select ▾

(WEB) G18A, G18B, G18C. [LOOP 1: We would like to know about the colleges and universities you have attended since [Preload.G18AskedYr=9995, 9996, 9997: high school / Preload.G18AskedYr=2021: January 1, ^P2YEAR / Preload.G18AskedYr=2019: January 1, ^P4YEAR]. Let's begin with [G18CKPT=1: your current college / G18CKPT=2: the college you were last enrolled at].]

What is the name of that college or university? In what city and state is it?

College/University name   
 City   
 State

G18CKPT=1, 2: Loops 1, 2

G18D, G18E

(CATI) G18D. In what month and year did you first enroll at [G18A]?

- [SELECT Month or Season \(Enter Year at next screen\)](#)
- [Preload.G18AskedYr=2021: If needed: Between January 1, [P2YEAR] and now]
- [Preload.G18AskedYr=2019: If needed: Between January 1, [P4YEAR] and now]
- [PROBE DK month](#): Do you know what season it was?

1. January	2. February	3. March	4. April	5. May	6. June
7. July	8. August	9. September	10. October	11. November	12. December
21. Winter (Dec-Feb)	22. Spring (Mar-May)	23. Summer (Jun-Aug)	24. Fall (Sep-Nov)		

G18E. (In what year did you first enroll at [G18A]?)

[G18D], \_\_\_\_\_

- [SPECIFY Year](#)

CHECK: *Please enter a date in or before ^MONTH (CURRENTDATE) ^YEAR (CURRENTDATE).*  
 ↓ G18F

(WEB) G18D, G18E. In what month and year did you first enroll at [G18A]?

Month or Season  Year CHECK: *Please enter a date in or before ^MONTH (CURRENTDATE) ^YEAR (CURRENTDATE).*

G18CKPT=1: Loop 2 only; G18CKPT=2: Loops 1, 2

G18F, G18G

(CATI) G18F. In what month and year did you last attend [G18A]?

- [SELECT Month or Season \(Enter Year at next screen\)](#)
- [Preload.G18AskedYr=2021: If needed: Between January 1, [P2YEAR] and now]
- [Preload.G18AskedYr=2019: If needed: Between January 1, [P4YEAR] and now]
- [PROBE DK month](#): Do you know what season it was?

1. January	2. February	3. March	4. April	5. May	6. June
7. July	8. August	9. September	10. October	11. November	12. December
21. Winter (Dec-Feb)	22. Spring (Mar-May)	23. Summer (Jun-Aug)	24. Fall (Sep-Nov)		

G18G. (In what year did you last attend [G18A]?)

[G18F], \_\_\_\_\_

- SPECIFY Year

[G18E / YRBRN+15 (2006)] – [CURRENTYEAR]

GO TO G18N

*CHECK: Please enter a date in or before ^MONTH (CURRENTDATE) ^YEAR (CURRENTDATE).*

*[Preload.G18AskedYr= 2021: CHECK: IWER: All years prior to [P2YEAR] are not allowed since we are asking about education since [P2YEAR]. Please VERIFY Year last attended since [P2YEAR]: If R confirms the year is before [P2YEAR], then select GOTO and ENTER [5] at G15A. If R gives a year from [P2YEAR] to [CYEAR], then CLOSE and ENTER [Year] at this question.]*

*[Preload.G18AskedYr=2019: CHECK: IWER: All years prior to [P4YEAR] are not allowed since we are asking about education since [P4YEAR]. Please VERIFY Year last attended since [P4YEAR]: If R confirms the year is before [P4YEAR], then select GOTO and ENTER [5] at G15A. If R gives a year from [P2YEAR] to [CYEAR], then CLOSE and ENTER [Year] at this question.]*

(WEB) G18F, G18G. In what month and year did you last attend [G18A]?

Select ▾ Month or Season    Select ▾ Year

GO TO G18N

*CHECK: Please enter a date in or before ^MONTH (CURRENTDATE) ^YEAR (CURRENTDATE).*

*[Preload.G18AskedYr=2021: CHECK: Please enter a year from [P2YEAR] – [CYEAR].]*

*[Preload.G18AskedYr=2019: CHECK: Please enter a year from [P4YEAR] – [CYEAR].]*

G18CKPT=1: Loop 1 only

G18H. (CATI) What is your major or majors at [G18A]?

- Probe for details and dual/double majors
- SPECIFY

(WEB) What is your major or majors at [G18A]?

String 500

G18CKPT=1: Loop 1 only

G18J. (CATI) Is your major (at [G18A]) part of a long-term career goal?

(WEB) Is your major at [G18A] part of a long-term career goal?

1. Yes    5. No

G18CKPT=1: Loop 1 only

G18K. (CATI) What is your GPA (at [G18A])?

- ENTER a number from 0.01 to 12.00

0.01 – 12.00; 99995; 99996

(WEB) What is your GPA at [G18A]?

Enter a number from 0.01 to 12.00

0.01 – 12.00    GPA

*CHECK: Please enter a number from 0.01 to 12.00.*

99995 (SP\_0c). My GPA is 0

99996 (SP\_0b). I don't have a GPA yet

G18CKPT=1: Loop 1 only

G18M. (CATI) What is the highest possible GPA at [G18A]?

- ENTER a number from 1.00 to 12.00

(WEB) What is the highest possible GPA at [G18A]?

Enter a number from 1.00 to 12.00

 GPA CHECK: Please enter a number from 1.00 to 12.00.G18CKPT=1, 2: Loops 1, 2G18N is a component of [Education Enrollment Status](#)

G18N. (CATI) [G18CKPT=1, LOOP 1: Are / ALL OTHERS: Were] you seeking a 2-yr degree, a 4-yr degree or a graduate degree from [G18A]?

GO TO [G18CKPT=1-LOOP 1: G18S / ALL OTHERS: G18Q]      GO TO [G18CKPT=1-LOOP 1: G18S / ALL OTHERS: G18PA]

(WEB) [G18CKPT=1, LOOP 1: Are / ALL OTHERS: Were] you seeking a 2-yr degree, a 4-yr degree or a graduate degree from [G18A]?

GO TO [G18S / G18Q]

GO TO [G18S / G18PA]

(G18N=1, 2, 3, DK/RF/NA & ...) G18CKPT=1: Loop 2 only; G18CKPT=2: Loops 1, 2

G18PA. (CATI/WEB) Did you receive a degree from [G18A]?

  → GO TO G18Q

↓

G18P is a component of [Education Enrollment Status](#)

G18P. (CATI) What degree did you receive from [G18A]?

  GO TO [G18CKPT=1-LOOP 2: G19 / G18CKPT=2: G18AA]        
GO TO G18X  

GO TO [G18CKPT=1-LOOP 2: G19 / G18CKPT=2: G18AA]

(WEB) What degree did you receive from [G18A]?

GO TO [G19 / G18AA]

GO TO G18X

GO TO [G19 / G18AA]



(G18PA=0 &...) G18CKPT=1: Loop 2 only; G18CKPT=2: Loops 1, 2

G18Q. (CATI) Why did you stop attending [G18A]?

(WEB) Why did you stop attending [G18A]?

→ GO TO [G18CKPT=1-LOOP 2: G19 / G18CKPT=2: G18AA]

G18CKPT=1: Loop 1 only

G18S. (CATI) How many total credit hours do you have at [G18A]?

→ GO TO G18AA

GO TO G18AA

*SIGNAL FOR G18S >300: IWER: You entered that had [G18S] total credit hours. If this is correct, select SUPPRESS to continue. If this is not correct, select CLOSE to go back and correct G18S.*

(WEB) How many total credit hours do you have at [G18A]?

Enter 0 if you have no credit hours

Credit Hours

CHECK: "0" is not allowed.

GO TO G18AA

(G18P=2, 3, 4 &...) G18CKPT=1: Loop 2 only; G18CKPT=2: Loops 1, 2

G18X. (CATI) What was your [G18P=BACH: major or majors / ALL OTHERS: area of study] (at [G18A])?

- Probe for details and dual/double majors
- SPECIFY

(WEB) What was your [G18P=BACH: major or majors / ALL OTHERS: area of study] at [G18A]?

Please include double or dual majors.

(G18P=2, 3, 4 &...) G18CKPT=1: Loop 2 only; G18CKPT=2: Loops 1, 2

G18YCKPT. CAI Checkpoint: Type of Degree

→ GO TO [G18CKPT=1-LOOP 2: G19 / G18CKPT=2: G18AA]



(G18P=2 &...) G18CKPT=1: Loop 2 only; G18CKPT=2: Loops 1, 2

G18Y. (CATI) What was your GPA (at [G18A])?

- ENTER a number between 0.01 and 12.00

(WEB) What was your GPA at [G18A]?

Enter a number from 0.01 to 12.00

GPA CHECK: Please enter a number from 0.01 to 12.00.

(G18P=2 &...) G18CKPT=1: Loop 2 only; G18CKPT=2: Loops 1, 2

G18Z. (CATI) What is the highest possible GPA at [G18A]?

- ENTER a number between 1.00 and 12.00

→ GO TO [G18CKPT=1-LOOP 2: G19 / G18CKPT=2: G18AA]

(WEB) What is the highest possible GPA at [G18A]?

Please enter a number between 1.00 and 12.00.

GPA → GO TO [G19 / G18AA]      CHECK: Please enter a number from 1.00 to 12.00.

G18CKPT=1, 2: Loop 1 only

G18AA. (CATI/WEB) Were you enrolled in [Preload.G18AskedYr=9995, 9996, 9997: a college or university before [G18A[1]]/ Preload.G18AskedYr=2021: another college or university SINCE January 1, ^P2YEAR / Preload.G18AskedYr=2019: another college or university SINCE January 1, ^P4YEAR]?

→ GO TO LOOP 2 G18A   



G18CKPT=2: Loops 1, 2

G18R. (CATI) Do you have plans to go back to school?

(WEB) Do you have plans to go back to school?

GO TO [G19]

## END G18A\_U

### Certifications and Licenses

*PSID BC70 modified*

G19. (CATI/WEB) Have you ever received a professional certification or a state or industry license?

→ GO TO G26CKPT



### SECTION\_G.CERTLIC[1-3]

*PSID BC71 modified*

G20. (CATI) What is the primary subject or field of study for this certification or license?

(WEB) What is the primary subject or field of study?

*PSID BC72MO, BC72YR modified*

G21\_MO, G21\_YR

(CATI) G21\_MO. In what month and year did you receive this certification or license?

- SELECT Month or Season (Enter Year at next screen)
- PROBE DK month: Do you know what season it was?

1. January	2. February	3. March	4. April	5. May	6. June
7. July	8. August	9. September	10. October	11. November	12. December
21. Winter (Dec-Feb)	22. Spring (Mar-May)	23. Summer (Jun-Aug)	24. Fall (Sep-Nov)		

G21\_YR. (In what month and year did you receive this certification or license?)

The month entered is: [G21\_MO]


- ENTER the year below

[YRBRN+15 (2006)] – [CURRENTYEAR] CHECK: Please enter a date in or before ^MONTH (CURRENTDATE) ^YEAR (CURRENTDATE).

(WEB) G21\_MO, G21\_YR. In what month and year did you receive this certification or license?

Select ▾ Month or Season Select ▾ Year CHECK: Please enter a date in or before ^MONTH (CURRENTDATE) ^YEAR (CURRENTDATE).

PSID BC73

G22. (CATI)  Page 47

Who issued this certification or license?

- READ list if needed or R is not using the Response Booklet

1. Federal, state, or local government	2. Community college
3. A vocational, technical, trade, or business school	
4. Professional or trade association	5. Business or company
7. Other group or organization-Specify (G22SPEC. Specify (String 100))	

(WEB) Who issued this certification or license?

1. Federal, state, or local government	2. Community college
3. A vocational, technical, trade, or business school	
4. Professional or trade association	5. Business or company
7. Other group or organization – Please specify: (G22SPEC (String 100))	


PSID BC74

G23A. (CATI) (WEB) Is this certification or license still valid?

1. Yes 5. No → GO TO G24



PSID BC75

G23. (CATI)  Page 48

Why do you currently hold this certification or license?

- READ list if needed or R is not using the Response Booklet
- IF R gives more than one selection, PROBE: Which of those would you say is the main reason?

1. To begin a career	2. To improve skills or knowledge in current job
3. To advance in current job	4. To change to a different job or career
5. Required by employer/job	6. To start own business
7. For personal interest	97. Other-Specify (G23SPEC. Specify (String 100))

(WEB) What is the MAIN reason you currently hold this certification or license?

1. To begin a career	2. To improve skills or knowledge in my current job
3. To advance in my current job	4. To change to a different job or career
5. Required by my employer/job	6. To start my own business
7. For personal interest	97. Other – Please specify: (G23SPEC (String 100))

PSID BC76

G24. (CATI/WEB) Do you have any other certifications or licenses?

1. Yes → Repeat G20-G24; Max= 3; 5. No  
Then GO TO G27



## END CERTLIC

### Internship Experience

TAS 2023: R=RETURNING: Since we last talked to you have you participated in an internship?

G27. (CATI) Are you currently participating in an internship?

- **If needed:** An internship is a paid or unpaid work-related learning experience.

(WEB) Are you currently participating in an internship?

*An internship is a paid or unpaid work-related learning experience.*

1. Yes  5. No

G28. (CATI) [TATYPE=2021: Since we last spoke with you in [LASTIWMO] [LASTIWYR], have you/ ALL OTHERS: Have you ever] completed an internship?

- **If needed:** An internship is a paid or unpaid work-related learning experience.

(WEB) [TATYPE=2021: Since we last spoke with you in [LASTIWMO] [LASTIWYR], have you/ ALL OTHERS: Have you ever] completed an internship?

*An internship is a paid or unpaid work-related learning experience.*

1. Yes  5. No →G30CKPT



G29. (CATI) [TATYPE=2021: Since we last spoke with you in [LASTIWMO] [LASTIWYR], how / ALL OTHERS: How] many internships have you [TATYPE=2021: null / ALL OTHERS: ever] completed?

- **If needed:** An internship is a paid or unpaid work-related learning experience.
- **DO NOT COUNT current internship**

(WEB) [TATYPE=2021: Since we last spoke with you in [LASTIWMO] [LASTIWYR], how / ALL OTHERS: How] many internships have you [TATYPE=2021: null / ALL OTHERS: ever] completed?

*An internship is a paid or unpaid work-related learning experience.*

*Please do not count any current internships.*


CHECK: *Based on your previous response, "0" is not allowed.*

G30CKPT: Whether Enter Internship Block

1. Ask About Internship (G27=1 or G28=1)  5. All Others → GO TO G26CKPT



**SECTION\_G.Internship[1-3] [1-2] = Which internship**

G30. (CATI)  Page 49

[Loop 1: Think about your [G27=1: current/ ALL OTHERS: most recently completed] internship. / Loops 2 & 3: Think about the internship you completed previously.] In what type of work organization did you intern?

- If needed: Each internship will be asked about separately.
- READ list if needed or if R is not using the Response Booklet
- IF R says government PROBE: Is that the federal, state, or local government?

1. The federal government

2. A state government

3. A local government

4. A private, non-government, for-profit company

5. A private, non-government, non-profit company, including tax-exempt and charitable

7. Other-specify (G30SPEC. Specify. (String 100))

(WEB) [Loop 1: Let's start with your [G27=1: current/ ALL OTHERS: most recently completed] internship. / Loops 2 & 3: Let's talk about the internship you completed previously.] In what type of work organization did you intern?

*Each internship will be asked about separately.*

1. The federal government

2. A state government

3. A local government

4. A private, non-government, for-profit company

5. A private, non-government, non-profit company, including tax-exempt and charitable

7. Other – Please specify: (G30SPEC (String 100))

PSID BC20 & TAS D26 (modified)

G31. (CATI) In your work at this internship, what sort of work did you do? What were your most important activities or duties?

- For Don't Know, PRESS [Ctrl D]
- For Refusal, PRESS [Ctrl R]

Open End

(WEB) In your work at this internship, what sort of work did you do? What were your most important activities or duties?

Open End

PSID BC21 & TAS D27

G32. (CATI) What kind of business or industry was that in?

- For Don't Know, PRESS [Ctrl D]
- For Refusal, PRESS [Ctrl R]

(WEB) What kind of business or industry was that in?

Open End

G33\_MO, G33\_YR

(CATI) G33\_MO. In what month and year did this internship start?

- [SELECT Month or Season \(Enter Year at next screen\)](#)
- [PROBE DK month](#): Do you know what season it was?

1. January	2. February	3. March	4. April	5. May	6. June
7. July	8. August	9. September	10. October	11. November	12. December
21. Winter (Dec-Feb)	22. Spring (Mar-May)	23. Summer (Jun-Aug)	24. Fall (Sep-Nov)		

G33\_YR. (In what month and year did this internship start?)

The month entered is: [G33\_MO]

- [ENTER the year below](#)

[YRBRN+15 (2008)] – [CURRENTYEAR]	<i>CHECK: Please enter a date in or before ^MONTH (CURRENTDATE) ^YEAR (CURRENTDATE).</i>
-----------------------------------	------------------------------------------------------------------------------------------

(WEB) G33\_MO, G33\_YR. When did this internship start?

Select ▾	Month or Season	Select ▾	Year	<i>CHECK: Please enter a date in or before ^MONTH (CURRENTDATE) ^YEAR (CURRENTDATE).</i>
----------	-----------------	----------	------	------------------------------------------------------------------------------------------

G34. (CATI) (WEB) Is this a current internship?

1. Yes	→ GO TO G36	5. No
--------	-------------	-------



G35\_MO, G35\_YR

(CATI) G35\_MO. In what month and year did this internship end?

- [SELECT Month or Season \(Enter Year at next screen\)](#)
- [PROBE DK month](#): Do you know what season it was?
- [IF R continued working for the same organization as an employee, PROBE](#): Only include the dates you were an intern.

1. January	2. February	3. March	4. April	5. May	6. June
7. July	8. August	9. September	10. October	11. November	12. December
21. Winter (Dec-Feb)	22. Spring (Mar-May)	23. Summer (Jun-Aug)	24. Fall (Sep-Nov)		

G35\_YR. (In what month and year did this internship end?)

The month entered is: [G35\_MO]

- [ENTER the year below](#)

[YRBRN+15 (2008)] – [CURRENTYEAR]
-----------------------------------

*CHECK: Please enter a date in or before ^MONTH (CURRENTDATE) ^YEAR (CURRENTDATE).**CHECK: Please enter a date after your internship start date ([G33\_MO], [G33\_YR]).*

(WEB) G35\_MO, G35\_YR. When did this internship end?

*If you continued working for the same work organization as an employee, please include only the dates you were an intern.*

Select ▾	Month or Season	Select ▾	Year
----------	-----------------	----------	------

*CHECK: Please enter a date in or before ^MONTH (CURRENTDATE) ^YEAR (CURRENTDATE).**CHECK: Please enter a date after your internship start date ([G33\_MO], [G33\_YR]).*

G36. (CATI) On average, how many hours a week did you work at this internship?

- ROUND DOWN for fractions less than  $\frac{1}{2}$  (0.5)
- ROUND UP for fractions  $\frac{1}{2}$  (0.5) or more

SIGNAL G36>112: IWER: You entered that R worked [G36] hours a week. If this is correct, select SUPPRESS to continue. If this is not correct, select CLOSE and correct G36.

(WEB) On average, how many hours a week did you work at this internship?

Hours CHECK: "0" is not allowed.

G37. (CATI) Was your work for this internship paid or unpaid?

- If R reports being paid by a wage or by receiving something else e.g. transportation or meal stipend or room and board, ENTER [1]

(WEB) Was your work for this internship paid or unpaid?

If you were paid with a wage or by receiving something else such as a transportation or meal stipend or room and board please select "Paid".

→ GO TO G42

↓

G38, G38PER. (CATI) How much were you paid for your work at this internship?

- ENTER amount here, then SELECT unit of time on next screen (Hour, Day, Week, Two weeks, Month, Year)
- If needed, PROBE: Please include the total value of any transportation stipend, meal stipend, room, board, or other payment you received.

→ GO TO G39

↓

- The amount paid entered is: [G38] per \_\_\_\_\_
- SELECT the unit of time below


(WEB) How much were you paid for your work at this internship?

Please include the total value of any transportation stipend, meal stipend, room, board, or other payment you received.

\$  Per

CHECK: Please enter a number from 1.00 to 9999997.00.

SIGNAL: Please select a unit of time.

G39. (CATI)  Page 50

Who paid for your work at this internship?

- ENTER all that apply

(WEB) Who paid for your work at this internship?

Please select all that apply.

G42. (CATI)(WEB) Did this internship fulfill a degree requirement?

1. Yes  5. No

G43. (CATI)(WEB) Did you receive academic course credit for this internship?


1. Yes  5. No

G44CKPT: Whether Participating in Current Internship

<input type="checkbox"/> 1. Current Internship (G34=1) → GO TO G45	<input type="checkbox"/> 5. All Others
	↓

G44BCKPT. CAI Checkpoint: Whether R Has a Current Job

<input type="checkbox"/> 1. Current Job (HWQW=1-3 & (PRELOAD.JOBTYPE=CMJ) or (D1=1,2 & D2=1) or (HWQW=4 & JobType=CMJ)	<input type="checkbox"/> 2 All Others → GO TO G45
↓	

G44. (CATI)  [Page 51](#)

Was this internship related to your current [(HWQW=1-3 & (PRELOAD.JOBTYPE=CMJ))]; or most recent/  
ALL OTHERS: null] job?

1. Yes, very related  2. Yes, somewhat related  3. No, not related


(WEB) Was this internship related to your current [(HWQW=1-3 & (PRELOAD.JOBTYPE=CMJ))]; or most  
recent/ ALL OTHERS: null] job?

1. Yes, very related  2. Yes, somewhat related  3. No, not related

G45. (CATI)(WEB) Was this internship related to a job or the type of job you are seeking now or in the future?

1. Yes  5. No → GO TO G47 RULE

↓

G46. (CATI)  [Page 52](#)

Was this internship related to a specific job, employer, or industry?

- ENTER all that apply

1. Specific job  2. Specific employer  3. Specific industry

(WEB) Was this internship related to a specific job, employer, or industry?

Please select all that apply.

1. Specific job  2. Specific employer  3. Specific industry

**END Section\_G.Internship**

G47. Rule: Whether Participated in More Than One Internship

<input type="checkbox"/> More Internships (G29>1, MAX 3 LOOPS) → Repeat G27–G43	<input type="checkbox"/> Only One Completed or Current Internship
	↓ GO TO G26CKPT



Present Job and Job at 30

G26CKPT. CAI Checkpoint: Whether R Has a Current Job

1. Current Job (HWQW=1-3 & (PRELOAD.JOBTYPE=CMJ) or (D1=1,2 & D2=1) or (HWQW=4 & JobType=CMJ)	5. All Others → GO TO SECTION H
↓	

G26. (CATI) Is your present [(HWQW=1-3 & (PRELOAD.JOBTYPE=CMJ)): or most recent/ ALL OTHERS: null] job part of a longer term career plan?

- Whatever it means to you IS allowed

1. Yes  5. No

(WEB) Is your present [(HWQW=1-3 & (PRELOAD.JOBTYPE=CMJ)): or most recent/ ALL OTHERS: null] job part of a longer term career plan?

1. Yes  5. No

**END SECTION\_G**

## Section H: Health

### [TOC](#)

SecH\_Start. Whether section started flag.

SecHDone. After a mode switch, flags whether section completed.

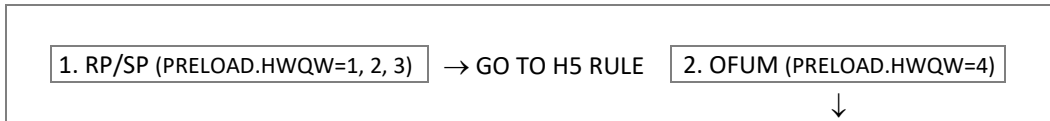
SecHLock. After a mode switch, flags whether section locked.

SecHMode. Whether interview completed in WEB or CATI flag.

## SECTION\_H

### General Health and Chronic Conditions


H1CKPT. CAI Checkpoint: Whether R is PSID Head/Spouse/Partner or OFUM



### General Health Status

*PSID H1*

H1 is a component of [General Health Status](#)

H1. (CATI)  [Page 53](#)

Now I have a few questions about your health. Would you say your health in general is excellent, very good, good, fair, or poor?

- [Whatever it means to you IS allowed](#)

(WEB) My health in general is...

*PSID H1A*

H2. (CATI) [*R=NEW*: Compared to your health say, two years ago /*R=RETURNING*: Since we last talked to you about your health], would you say that your health is better now, about the same, or worse?

(WEB) Compared to two years ago my health now is...

GO TO H3   GO TO HCOVID1A   GO TO H4   GO TO  
HCOVID1A

*PSID H1B*

H3. (CATI) Is your health much better or somewhat better?

(WEB) Is your health...?

*PSID H1C*

H4. (CATI) Is your health much worse or somewhat worse?

(WEB) Is your health...?

COVID-19 Health Series

PSID HCOVID1A

HCOVID1A. (CATI) These next questions are about the COVID-19 pandemic that started in March 2020.

Have you had a vaccine for COVID-19?

- Some COVID-19 vaccines require 2 shots: ENTER [1] if this person has received the first shot, whether or not they have received the second shot

 1. Yes  5. No

↓ GO TO HCOVID8

(WEB) These next questions are about the COVID-19 pandemic that started in March 2020.

Have you had a vaccine for COVID-19?

Some COVID-19 vaccines require 2 shots: ENTER "Yes" if you have received the first shot, whether or not you have received the second shot.

 1. Yes  5. No

↓ GO TO HCOVID8

PSID HCOVID18A

HCOVID5. (CATI) How many COVID-19 vaccinations have you had?

(WEB) How many COVID-19 vaccinations have you had?

PSID HCOVID18

HCOVID6. (CATI) Have you had all COVID-19 vaccinations that are recommended and for which you are eligible?

- Some COVID-19 vaccines require 2 shots; you may be eligible for one or two booster shots, depending on your age, risk factors, and when you received your previous shot(s)

 1. Yes  5. No

(WEB) Have you had ALL COVID-19 vaccinations that are recommended and for which you are eligible?

Some COVID-19 vaccines require 2 shots and one or two booster shots, depending on your age, risk factors, and when you received your previous shot(s).

 1. Yes  5. No

PSID HCOVID18MO, HCOVID18YR

HCOVID7MO, HCOVID7YR. (CATI) In what month and year did you receive your most recent COVID-19 vaccination or booster shot?

- [SELECT Month and \[Enter\] to go to next screen for year](#)
- **IF NECESSARY:** What would be your best estimate?

1. January    5. May    9. September    21. Winter (Dec-Feb)  
 2. February    6. June    10. October    22. Spring (Mar-May)  
 3. March    7. July    11. November    23. Summer (Jun-Aug)  
 4. April    8. August    12. December    24. Fall (Sep-Nov)

The month entered is: [HCOVID7MO]

- [ENTER the year below](#)

2020 – [CYEAR]

(WEB) When did you receive your MOST RECENT COVID-19 vaccination or booster shot?  
 If you do not know the month, please select the season.

Month or    1. January    5. May    9. September    21. Winter (Dec-Feb)  
 Season    2. February    6. June    10. October    22. Spring (Mar-May)  
                   3. March    7. July    11. November    23. Summer (Jun-Aug)  
                   4. April    8. August    12. December    24. Fall (Sep-Nov)

Year    2020 – [CYEAR]

CHECK: Please enter a date before today.

PSID HCOVID19

HCOVID8. (CATI) Have you had COVID-19?

- [Remind R to include times when R thought or a doctor or other health professional diagnosed they probably had COVID-19](#)

→ GO TO H5 RULE



(WEB) Have you had COVID-19?

Please include any time when you thought or a doctor or other health professional diagnosed that you PROBABLY had COVID-19.

→ GO TO H5 RULE



PSID HCOVID20

HCOVID9. (CATI) Have you had COVID-19 more than once?

- [Remind R to include times when R thought or a doctor or other health professional diagnosed they probably had COVID-19](#)

(WEB) Have you had COVID-19 more than once?

Please include any time when you thought or a doctor or other health professional diagnosed that you PROBABLY had COVID-19.

PSID HCOVID21MO, HCOVID21YR

HCOVID10MO, HCOVID10YR. (CATI) In what month and year did you [HCOVID9=1: last] have COVID-19?

- **SELECT** Month and [Enter] to go to next screen for year
- **IF NECESSARY:** What would be your best estimate?

1. January    5. May    9. September    21. Winter (Dec-Feb)  
 2. February    6. June    10. October    22. Spring (Mar-May)  
 3. March    7. July    11. November    23. Summer (Jun-Aug)  
 4. April    8. August    12. December    24. Fall (Sep-Nov)

The month entered is: [HCOVID10MO]

- **ENTER** the year below

2020 – [CYEAR]

(WEB) When did you [HCOVID9=1: last] have COVID-19?

If you do not know the month, please select the season.

Month or    1. January    5. May    9. September    21. Winter (Dec-Feb)  
 Season    2. February    6. June    10. October    22. Spring (Mar-May)  
                   3. March    7. July    11. November    23. Summer (Jun-Aug)  
                   4. April    8. August    12. December    24. Fall (Sep-Nov)

Year    2020 – [CYEAR]

CHECK: Please enter a date before today.

PSID HCOVID10

HCOVID11. (CATI) Were you [HCOVID9=1: ever] admitted to a hospital because of COVID-19?

→ GO TO HCOVID14

↓

(WEB) Were you [HCOVID9=1: ever] admitted to a hospital because of COVID-19?

→ GO TO HCOVID14

↓

PSID HCOVID11

HCOVID12. (CATI) How many nights did you spend in the hospital because of COVID-19?

(WEB) How many nights did you spend in the hospital because of COVID-19?

Nights

PSID HCOVID12

HCOVID13. (CATI) Did you require any of the following treatments?

- **READ** list
- **ENTER** all that apply

<input type="text" value="1. Oxygen (in the nose or using a facemask)"/>	<input type="text" value="2. Intensive care or ICU monitoring"/>
<input type="text" value="3. A breathing tube or ventilator"/>	<input type="text" value="6. Other-specify (DO NOT READ)"/>
<input type="text" value="7. None of the above (DO NOT READ)"/>	<input type="text" value="(HCOVID13SPEC. Specify (String 100)"/>

GO TO HCOVID16

(WEB) Did you require any of the following treatments?

Please select all that apply.

1. Oxygen (in the nose or using a facemask)	2. Intensive care or ICU monitoring
3. A breathing tube or ventilator	6. Other- Please specify: (HCOVID13SPEC)
7. None of the above	

GO TO HCOVID16

PSID HCOVID13

HCOVID14. (CATI) Did you have any COVID-19 symptoms?

- If had COVID-19 more than once, PROBE: Please tell us about the worst experience

1. Yes	5. No	→ GO TO HCOVID16
--------	-------	------------------

↓

(WEB) Did you have any COVID-19 symptoms?

If you have had COVID-19 more than once, please tell us about your WORST experience.

1. Yes	5. No	→ GO TO HCOVID16
--------	-------	------------------

↓

PSID HCOVID14

HCOVID15. [📖 Page 54](#)

(CATI) Overall, when these symptoms were at their worst, how bad or bothersome were they? Would you say they were mild, moderate, severe or very severe?

1. Mild	2. Moderate	3. Severe	4. Very severe
---------	-------------	-----------	----------------

(WEB) Overall, when these symptoms were at their worst, how bad or bothersome were they?

1. Mild	2. Moderate	3. Severe	4. Very severe
---------	-------------	-----------	----------------

PSID HCOVID15

HCOVID16. (CATI) Are you currently experiencing any lingering physical or mental health effects from COVID-19 [HCOVID14=YES: or these symptoms]?

- If R says not sure if symptoms are due to COVID-19 or some other condition, ENTER [2]

1. Yes	2. Not sure	5. No	→ GO TO H5 RULE
--------	-------------	-------	--------------------

↓

(WEB) Are you currently experiencing any lingering physical or mental health effects from COVID-19 [HCOVID14=YES: or these symptoms]?

1. Yes	2. Not sure	5. No	→ GO TO H5 RULE
--------	-------------	-------	--------------------

↓

PSID HCOVID16

HCOVID17. (CATI) Are these physical health effects, mental health effects, or both?

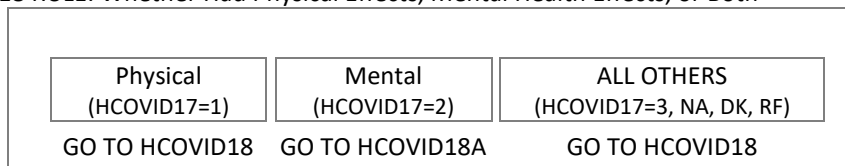
1. Physical	2. Mental	3. Both
-------------	-----------	---------

(WEB) Are these physical health effects, mental health effects, or both?

1. Physical	2. Mental	3. Both
-------------	-----------	---------

*PSID HCOVID17RULE*

HCOVID18 RULE: Whether Had Physical Effects, Mental Health Effects, or Both

*PSID HCOVID17*HCOVID18. (CATI) [Page 54](#)

How bad or bothersome are the lingering physical effects from COVID-19 [*HCOVID14=YES*: or these symptoms]? Would you say they are mild, moderate, severe or very severe?

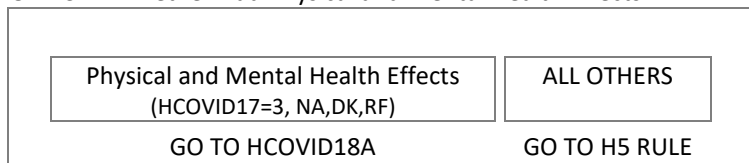
1. Mild 2. Moderate 3. Severe 4. Very severe

(WEB) How bad or bothersome are the lingering PHYSICAL effects from COVID-19 [*HCOVID14=YES*: or these symptoms]?

1. Mild 2. Moderate 3. Severe 4. Very severe

*PSID HCOVID17ARULE*

HCOVID18A RULE: Whether Had Physical and Mental Health Effects

*PSID HCOVID17A*HCOVID18A. [Page 54](#)

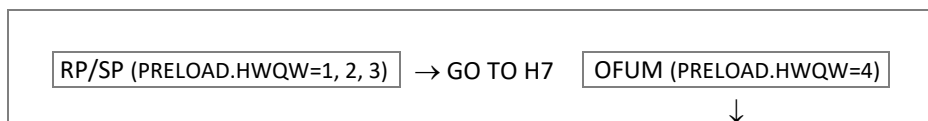
(CATI) How bad or bothersome are the lingering mental health effects from COVID-19 [*HCOVID14=YES*: or these symptoms]? Would you say they are mild, moderate, severe or very severe?

1. Mild 2. Moderate 3. Severe 4. Very severe

(WEB) How bad or bothersome are the lingering MENTAL health effects from COVID-19 [*HCOVID14=YES*: or these symptoms]?

1. Mild 2. Moderate 3. Severe 4. Very severe

H5 RULE. Whether R is PSID Head/Spouse/Partner or OFUM

Workplace Limitations Status*PSID H2*H5 is a component of [Workplace Limitations Status](#)

H5. (CATI/WEB) Do you have any physical or nervous condition that limits the type of work or the amount of work you can do?

1. Yes 5. No → GO TO H7



PSID H3

H5A. (CATI) Does this condition keep you from doing some types of work?

→ GO TO H7




(WEB) Does this condition keep you from doing SOME TYPES of work?

→ GO TO H7



PSID H4

H6 is a component of [Workplace Limitations Status](#)

H6. (CATI)  [Page 55](#)

For work you can do, how much does it (physical or nervous condition) limit the amount of work you do – A lot, somewhat, just a little, or not at all?

(WEB) For work you can do, how much does your physical or nervous condition limit the amount of work you do?

## SECTION H\_HEALTHCOND

### Health Conditions Status

PSID H5E

H7 is a component of [Health Conditions Status](#)

H7. (CATI) These next questions ask you about health conditions that a doctor or other health professional has EVER told you that you have or had in your LIFETIME.

Has a doctor or other health professional ever told you that you have or had asthma?

- **DOCTORS** include general practitioners and pediatricians, osteopaths, and specialists such as a pulmonologist or allergist.
- **HEALTH PROFESSIONALS** include nurses, physician's assistants, and nurse practitioners.

(WEB) These next questions ask you about health conditions that a doctor or other health professional has EVER told you that you have or had in your LIFETIME.

*DOCTORS include general practitioners and pediatricians, osteopaths, and specialists such as a pulmonologist or allergist.*

*HEALTH PROFESSIONALS include nurses, physician's assistants, and nurse practitioners.*

Has a doctor or other health professional ever told you that you have or had ASTHMA?

→ GO TO H8



PSID H6E1

H7A is a component of [Health Conditions Status](#)

H7A. (CATI) How old were you when you were first diagnosed with asthma?

CHECK: *Please enter an age from 1 to [RAGE-CURRENT AGE].*

(WEB) How old were you when you were first diagnosed with asthma?


Age CHECK: *Please enter an age from 1 to [RAGE-CURRENT AGE].*



### Workplace Limitations Status

PSID H7E

H7B is a component of [Workplace Limitations Status](#) and [Health Conditions Status](#)

H7B. (CATI)  Page 55

How much does this condition limit your normal daily activities – A lot, somewhat, just a little, or not at all?

(WEB) How much does this condition limit your normal daily activities?

1. A lot  2. Somewhat  3. Just a little  4. Not at all

### Health Conditions Status

H7C is a component of [Health Conditions Status](#)

H7C. (CATI) How many times in the past 12 months have you been hospitalized or admitted to a hospital to stay overnight because of asthma?

(WEB) How many times in the past 12 months have you been hospitalized or admitted to a hospital to stay overnight because of asthma?

Times

H7D is a component of [Health Conditions Status](#)

H7D. (CATI) How many times in the past 12 months did you go to the Emergency Department for asthma treatment?

(WEB) How many times in the past 12 months did you go to the Emergency Department for asthma treatment?

Times

H7E is a component of [Health Conditions Status](#)

H7E. (CATI/WEB) Do you currently take prescribed medications for your asthma?

1. Yes  5. No

H7F is a component of [Health Conditions Status](#)

H7F. (CATI/WEB) Do you have a treatment plan or asthma care plan that you and your doctor worked on together in order to adjust your medication use when symptoms change?

1. Yes  5. No

H8 is a component of [Health Conditions Status](#)

PSID H5G

H8. (CATI) Has a doctor or other health professional ever told you that you have or had...

Diabetes or high blood sugar?

- DOCTORS include general practitioners and pediatricians, osteopaths, and specialists such as an endocrinologist.
- HEALTH PROFESSIONALS include nurses, physician's assistants, and nurse practitioners.

(WEB) Has a doctor or other health professional ever told you that you have or had DIABETES OR HIGH BLOOD SUGAR?

DOCTORS include general practitioners and pediatricians, osteopaths, and specialists such as an endocrinologist.  
HEALTH PROFESSIONALS include nurses, physician's assistants, and nurse practitioners.

1. Yes  5. No → GO TO H9



H8A is a component of [Health Conditions Status](#)

H8A. (CATI/WEB) Do you have Type I or Type II diabetes?

1. Type I  2. Type II

H8B is a component of [Health Conditions Status](#)

PSID H6G1

H8B. (CATI) How old were you when you were first diagnosed with diabetes?

CHECK: *Please enter an age from 1 to [RAGE-CURRENT AGE].*


(WEB) How old were you when you were first diagnosed with diabetes?

Age CHECK: *Please enter an age from 1 to [RAGE-CURRENT AGE].*

### Workplace Limitations Status

PSID H7G

H8C is a component of [Workplace Limitations Status](#) and [Health Conditions Status](#)

H8C. (CATI)  [Page 55](#)

How much does this condition limit your normal daily activities? Would you say a lot, somewhat, just a little, or not at all?

(WEB) How much does this condition limit your normal daily activities?

1. A lot  2. Somewhat  3. Just a little  4. Not at all

### Health Conditions Status

H8D is a component of [Health Conditions Status](#)

PSID H7G2

H8D. (CATI/WEB) In order to treat or control your diabetes, are you now taking medication that you swallow or using insulin shots or a pump?

1. Yes  5. No

H9 is a component of [Health Conditions Status](#)

PSID H5D

H9. (CATI) Has a doctor or other health professional ever told you that you have or had high blood pressure or hypertension?

- DOCTORS include general practitioners and pediatricians, osteopaths, and specialists such as a cardiologist or nephrologist.
- HEALTH PROFESSIONALS include nurses, physician's assistants, and nurse practitioners.

(WEB) Has a doctor or other health professional ever told you that you have or had HIGH BLOOD PRESSURE OR HYPERTENSION?

DOCTORS include general practitioners and pediatricians, osteopaths, and specialists such as a cardiologist or nephrologist.

HEALTH PROFESSIONALS include nurses, physician's assistants, and nurse practitioners.

1. Yes  5. No → GO TO H11



H9A is a component of [Health Conditions Status](#)

H9A. (CATI) How old were you when you were first diagnosed with high blood pressure or hypertension?


CHECK: Please enter an age from 1 to [RAGE-CURRENT AGE].

(WEB) How old were you when you were first diagnosed with high blood pressure or hypertension?

Age CHECK: Please enter an age from 1 to [RAGE-CURRENT AGE].

### Work Limitations Status

H9B is a component of [Workplace Limitations Status](#) and [Health Conditions Status](#)

H9B. (CATI)  Page 55

How much does this condition limit your normal daily activities? Would you say a lot, somewhat, just a little, or not at all?

(WEB) How much does this condition limit your normal daily activities?

### Health Conditions Status

H9C is a component of [Health Conditions Status](#)

PSID H7D2

H9C. (CATI/WEB) Are you now taking medication to lower your blood pressure?

H11 is a component of [Health Conditions Status](#)

PSID H5K

H11. (CATI) Has a doctor or other health professional ever told you that you have or had cancer or a malignant tumor?

- DOCTORS include general practitioners and pediatricians, osteopaths, and specialists such as an oncologist.
- HEALTH PROFESSIONALS include nurses, physician's assistants, and nurse practitioners.

(WEB) Has a doctor or other health professional ever told you that you have or had CANCER OR A MALIGNANT TUMOR?

DOCTORS include general practitioners and pediatricians, osteopaths, and specialists such as an oncologist.

HEALTH PROFESSIONALS include nurses, physician's assistants, and nurse practitioners.

→ GO TO H12

↓

H11A is a component of [Health Conditions Status](#)

H11A. (CATI) How old were you when you were first diagnosed with cancer?

CHECK: Please enter an age from 1 to [RAGE-CURRENT AGE].

(WEB) How old were you when you were first diagnosed with cancer?

Age CHECK: Please enter an age from 1 to [RAGE-CURRENT AGE].

## PSID H6K3

H11B is a component of [Health Conditions Status](#)

H11B. (CATI) Are you currently in treatment for your cancer, in remission, has it been cured, or are you not getting treatment?

- If R says can't afford insurance to get treatment, are doing nothing, etc., ENTER: [4]

1. Treatment	2. Remission	3. Cured	4. Not getting treatment
--------------	--------------	----------	--------------------------

(WEB) Are you currently in treatment for your cancer, in remission, has it been cured, or are you not getting treatment?

1. Treatment	2. Remission	3. Cured	4. I am not getting treatment
--------------	--------------	----------	-------------------------------

## PSID H6K4

H11C is a component of [Health Conditions Status](#)

H11C. (CATI) What type of cancer [*H11B=TREATMENT*: do / *ALL OTHERS*: did] you have? In what part of your body is it?

- ENTER all that apply
- PROBE: Any others?

1. Bladder cancer	[ <i>R=FEMALE</i> : Breast cancer]	3. [ <i>R=FEMALE</i> : Cervical cancer]
4. Colon cancer	5. Lung cancer	6. Lymphoma or leukemia
7. [ <i>R=FEMALE</i> : Ovarian cancer]	8. [ <i>R=MALE</i> : Prostate cancer]	9. Skin cancer, Melanoma
10. Skin cancer, non-melanoma (e.g. basal cell)		11. Skin cancer, DK type
12. Thyroid cancer	13. [ <i>R=FEMALE</i> : Uterine cancer]	
97. Other-specify (H11CSPEC. Specify (String 500))		

(WEB) What type of cancer [*H11B=TREATMENT*: do / *ALL OTHERS*: did] you have? In what part of your body is it?


Please select all that apply.

1. Bladder cancer	2. [ <i>R=FEMALE</i> : Breast cancer]	3. [ <i>R=FEMALE</i> : Cervical cancer]
4. Colon cancer	5. Lung cancer	6. Lymphoma or leukemia
7. [ <i>R=FEMALE</i> : Ovarian cancer]	8. [ <i>R=MALE</i> : Prostate cancer]	9. Skin cancer, Melanoma
10. Skin cancer, non-melanoma (e.g. basal cell)		11. Skin cancer, other type
12. Thyroid cancer	13. [ <i>R=FEMALE</i> : Uterine cancer]	
97. Some other cancer - Please specify: (H11CSPEC. Specify (String 500))		

## PSID H7K

Workplace Limitations Status

H11D is a component of [Workplace Limitations Status](#) and [Health Conditions Status](#)

H11D. (CATI)  [Page 55](#)

How much does this condition limit your normal daily activities? Would you say a lot, somewhat, just a little, or not at all?

(WEB) How much does this condition limit your normal daily activities?

1. A lot	2. Somewhat	3. Just a little	4. Not at all
----------	-------------	------------------	---------------

PSID H5L

Health Conditions StatusH12 is a component of [Health Conditions Status](#)H12. (CATI) Has a doctor or other health professional ever told you that you have or had any emotional, nervous, or psychiatric problems?

- DOCTORS include general practitioners and pediatricians, osteopaths, and specialists such as a psychiatrist.
- HEALTH PROFESSIONALS include nurses, physician's assistants, and nurse practitioners.

(WEB) Has a doctor or other health professional ever told you that you have or had any EMOTIONAL, NERVOUS, OR PSYCHIATRIC PROBLEMS?

*DOCTORS include general practitioners and pediatricians, osteopaths, and specialists such as a psychiatrist.**HEALTH PROFESSIONALS include nurses, physician's assistants, and nurse practitioners.*

1. Yes    5. No    → GO TO H10



PSID H6L1

H12A is a component of [Health Conditions Status](#)

H12A. (CATI) How old were you when you were first diagnosed?

1 – 30

CHECK: Please enter an age from 1 to [RAGE-CURRENT AGE].

95. (SP\_0c) Less than 1 year old

(WEB) How old were you when you were first diagnosed?

1 – 30

Age CHECK: Please enter an age from 1 to [RAGE-CURRENT AGE].

95. (SP\_0c) Less than 1 year old

PSID H6L 2 modified; codes 10, 11, 12 are TAS specific

H12B is a component of [Health Conditions Status](#)

H12B. (CATI) What was the diagnosis? What is the emotional or psychiatric disorder?

- ENTER all that apply
- PROBE: Any others?

1. Depression	2. Bipolar disorder (mania)
3. Schizophrenia (psychosis)	4. Anxiety (panic)
5. Phobias	6. Alcohol abuse / dependence / alcoholism
7. Drug abuse / dependence / drug addiction	8. Obsessive compulsive disorder
9. PTSD (Post-Traumatic Stress Disorder)	10. ADD / ADHD
11. Oppositional defiant disorder (ODD) or conduct disorder	12. Autism, Asperger's Disorder, pervasive developmental disorder, or other autism spectrum disorder
97. Other-specify (H12BSPEC. Specify (String 500))	

(WEB) What was the diagnosis? What is the emotional or psychiatric disorder?


Please select all that apply.

1. Depression	2. Bipolar disorder (mania)
3. Schizophrenia (psychosis)	4. Anxiety (panic)
5. Phobias	6. Alcohol abuse / dependence / alcoholism
7. Drug abuse / dependence / drug addiction	8. Obsessive compulsive disorder
9. PTSD (Post-Traumatic Stress Disorder)	10. ADD / ADHD
11. Oppositional defiant disorder (ODD) or conduct disorder	12. Autism, Asperger's Disorder, pervasive developmental disorder, or other autism spectrum disorder
97. Other-Please specify: (H12BSPEC. (String 500))	

### Workplace Limitations Status

PSID H7L modified

H12C is a component of [Workplace Limitations Status](#) and [Health Conditions Status](#)

H12C. (CATI)  [Page 55](#)

How much [*H12B=1 CONDITION*: does this condition /*H12B= >1 CONDITION*: do these conditions] limit your normal daily activities? Would you say a lot, somewhat, just a little, or not at all?

1. A lot	2. Somewhat	3. Just a little	4. Not at all
----------	-------------	------------------	---------------

(WEB) How much [*H12B=1 CONDITION*: does this condition /*H12B= >1 CONDITION*: do these conditions] limit your normal daily activities?

1. A lot	2. Somewhat	3. Just a little	4. Not at all
----------	-------------	------------------	---------------

### Health Conditions Status

H12D is a component of [Health Conditions Status](#)

PSID H7L2

H12D. (CATI) Are you now taking medication for this condition?

(WEB) Are you now taking medication for [*H12B=1 CONDITION*: this condition /*H12B= >1 CONDITION*: these conditions]?

1. Yes	5. No
--------	-------

MOVED FROM AFTER H9C

PSID H5J

H10 is a component of [Health Conditions Status](#)

H10. (CATI) Other than the conditions you have already reported, has a doctor or other health professional EVER told you that you had a learning disorder?

- **DOCTORS** include general practitioners and pediatricians, osteopaths, and specialists such as a psychiatrist.
- **HEALTH PROFESSIONALS** include nurses, physician's assistants, and nurse practitioners.

(WEB) Has a doctor or other health professional ever told you that you have or had a LEARNING DISORDER?  
*DOCTORS include general practitioners and pediatricians, osteopaths, and specialists such as a psychiatrist.*  
*HEALTH PROFESSIONALS include nurses, physician's assistants, and nurse practitioners.*

1. Yes	5. No	→ GO TO H13
--------	-------	-------------



H10A is a component of [Health Conditions Status](#)

H10A. (CATI) How old were you when you were first diagnosed with a learning disorder?

CHECK: Please enter an age from 1 to [RAGE-CURRENT AGE].


(WEB) How old were you when you were first diagnosed with a learning disorder?

Age CHECK: Please enter an age from 1 to [RAGE-CURRENT AGE].

### Workplace Limitations Status

PSID H7J

H10B is a component of [Workplace Limitations Status](#) and [Health Conditions Status](#)

H10B. (CATI)  [Page 55](#)

How much does this condition limit your normal daily activities? Would you say a lot, somewhat, just a little, or not at all?

(WEB) How much does this condition limit your normal daily activities?

### Health Conditions Status

PSID H7J2

H10C is a component of [Health Conditions Status](#)

H10C. (CATI/WEB) Are you now receiving treatment or taking medication to help with your learning disorder?

PSID H5M

H13 is a component of [Health Conditions Status](#)

H13. (CATI) Is there any other serious, chronic, condition that a doctor or other health professional ever told you that you have or had?

- DOCTORS include general practitioners and pediatricians, osteopaths, and specialists.
- HEALTH PROFESSIONALS include nurses, physician's assistants, and nurse practitioners.

(WEB) Is there any OTHER serious, chronic condition that a doctor or other health professional ever told you that you have or had?

DOCTORS include general practitioners and pediatricians, osteopaths, and specialists.

HEALTH PROFESSIONALS include nurses, physician's assistants, and nurse practitioners.

→ GO TO H14



PSID H6M1 modified

H13SPEC is a component of [Health Conditions Status](#)

H13SPEC. (CATI) What is that condition?

- If multiple conditions are reported, ENTER the most serious condition first; ASK R if needed

(WEB) What is that condition?

If you have multiple conditions to report, please list the most serious condition first.

PSID H6M2 modified

H13A is a component of [Health Conditions Status](#)

H13A. (CATI) How old were you when you were first diagnosed (with [H13SPEC=RESPONSE: [H13SPEC] / H13SPEC=DK/RF: Unspecified Chronic Condition])?

[Reported Conditions:](#) [H13]

- If multiple conditions reported, ASK R to think about the first condition listed (above)

CHECK: Please enter an age from 1 to [RAGE-CURRENT AGE].

(WEB) How old were you when you were first diagnosed with [H13SPEC=RESPONSE: [H13SPEC] / H13SPEC=NA: Unspecified Chronic Condition]?


Please think about the most serious condition you reported.

Age CHECK: Please enter an age from 1 to [RAGE-CURRENT AGE].

### Workplace Limitations Status

H13B is a component of [Workplace Limitations Status](#) and [Health Conditions Status](#)

PSID H7M modified

H13B. (CATI)  Page 55

How much does this ([H13SPEC=RESPONSE: [H13SPEC] / H13SPEC=DK/RF: Unspecified Chronic Condition]) limit your normal daily activities? Would you say a lot, somewhat, just a little, or not at all?

[Reported Conditions:](#)

[H13SPEC]

- If multiple conditions reported, ASK R to think about the first condition listed (above)

(WEB) How much does [H13SPEC=RESPONSE: [H13SPEC] / H13SPEC=NA: Unspecified Chronic Condition] limit your normal daily activities?

Please think about the most serious condition you reported.

### Health Conditions Status

H13C is a component of [Health Conditions Status](#)

PSID H7M2 modified

H13C. (CATI) Are you now taking medication for this condition ([H13SPEC=RESPONSE: [H13SPEC] / H13SPEC=DK/RF: Unspecified Chronic Condition])?

[Reported Conditions:](#)

[H13SPEC]

- If multiple conditions reported, ASK R to think about the first condition listed (above)

(WEB) Are you now taking medication for [H13SPEC=RESPONSE: [H13SPEC] / H13SPEC=NA: Unspecified Chronic Condition]?

Please think about the most serious condition you reported.

### Childhood Physical Health

H14CKPT. Whether H14-H28D Asked in Previous Wave

→ GO TO H29ACKPT






## Childhood Physical Health Status

H14, H15, H16


H14 is a component of [Childhood Physical Health Status](#)

H14. (CATI)  Page 56

These next questions ask about your health when you were a child. When you were in elementary school, from kindergarten through grade 5 or from about age 5 to age 10—was your health in general excellent, very good, good, fair, or poor?

1. Excellent 2. Very good 3. Good 4. Fair 5. Poor

H15 is a component of [Childhood Physical Health Status](#)


H15. (CATI)  Page 56

What about during middle school, between grades 5 and 8, or from about age 11 to age 13.

(Would you say your health in general during that time was excellent, very good, good, fair, or poor)?

1. Excellent 2. Very good 3. Good 4. Fair 5. Poor

H16 is a component of [Childhood Physical Health Status](#)

H16. (CATI)  Page 56

And what about during high school, between grades 9 and 12, or from about age 14 to age 17.

(Would you say your health in general during that time was excellent, very good, good, fair, or poor)?

1. Excellent 2. Very good 3. Good 4. Fair 5. Poor

H14-H16 are components of [Childhood Physical Health Status](#)


(WEB) During your childhood, before you were 18 years old, how would you describe your health OVERALL for each of the following?

	Excellent	Very good	Good	Fair	Poor
H14. When you were in ELEMENTARY SCHOOL, from kindergarten through grade 5 or from about age 5 to age 10	1	2	3	4	5
H15. When you were in MIDDLE SCHOOL, between grades 5 and 8, or from about age 11 to age 13	1	2	3	4	5
H16. When you were in HIGH SCHOOL, between grades 9 and 12, or from about age 14 to age 17	1	2	3	4	5

H18 RULE. Whether CATI or WEB

<input type="checkbox"/> CATI (CASEMODE=IWER) <input type="checkbox"/> WEB (CASEMODE=SELF)         → GO TO H18_W
↓

H18 is a component of [Childhood Physical Health Status](#)

H18. (CATI)  Page 57

Other than the conditions you already reported such as [H7=Yes & H7A=1-17, 95: asthma, / H8=Yes & H8A=1-17, 95: diabetes, / H9=Yes & H9A=1-17, 95: high blood pressure, / H11=Yes & H11A=1-17, 95: cancer, / [H13=Yes & H13A=1-17, 95 & H13SPEC=RESPONSE: [H13SPEC] / H13=Yes & H13A=1-17, 95 & H13SPEC=DK/RF/NA: Unspecified Chronic Condition]], during your childhood, before you were 18 years old, did you have any of the following physical health conditions for one month or more?

- ENTER all that apply
- READ list if needed

1. Allergies, such as a food or digestive allergy, skin allergy or eczema, or a respiratory allergy?
2. Stomach or abdominal problems, such as frequent stomach or abdominal pain or constipation?
3. Obesity or overweight?
4. Speech impairment or delay?
5. Serious difficulty seeing that could not be corrected with standard glasses or contact lenses?
6. Serious difficulty hearing or deafness?
7. Chronic ear problems or infections?
8. Frequent headaches or migraines?
9. Orthopedic impairment or physical disability?
10. A brain injury or concussion?
11. Any other serious physical injury?
12. Any other physical health condition? (Specify) (H18SPEC. What physical health condition was that? Please name or describe this condition. (String 100))
95. None of the above (DO NOT READ)

GO TO CONDITIONCOUNT

H18\_W is a component of [Childhood Physical Health Status](#)

H18\_W. (WEB) Other than the conditions you already reported such as [H7=Yes & H7A=1-17, 95: asthma, / H8=Yes & H8A=1-17, 95: diabetes, / H9=Yes & H9A=1-17, 95: high blood pressure, / H11=Yes & H11A=1-17, 95: cancer, / [H13=Yes & H13A=1-17, 95 & H13SPEC=RESPONSE: [H13SPEC] / H13=Yes & H13A=1-17, 95 & H13SPEC=DK/RF/NA: Unspecified Chronic Condition]], during your childhood, before you were 18 years old, did you have any of the following physical health conditions for ONE MONTH or more?

H18_W1.	Allergies, such as a food or digestive allergy, skin allergy or eczema, or a respiratory allergy	<input type="checkbox"/> 1. Yes	<input type="checkbox"/> 5. No
H18_W2.	Stomach or abdominal problems, such as frequent stomach or abdominal pain or constipation	<input type="checkbox"/> 1. Yes	<input type="checkbox"/> 5. No
H18_W3.	Obesity or overweight	<input type="checkbox"/> 1. Yes	<input type="checkbox"/> 5. No
H18_W4.	Speech impairment or delay	<input type="checkbox"/> 1. Yes	<input type="checkbox"/> 5. No
H18_W5.	Serious difficulty seeing that could not be corrected with standard glasses or contact lenses	<input type="checkbox"/> 1. Yes	<input type="checkbox"/> 5. No
H18_W6.	Serious difficulty hearing or deafness	<input type="checkbox"/> 1. Yes	<input type="checkbox"/> 5. No
H18_W7.	Chronic ear problems or infections	<input type="checkbox"/> 1. Yes	<input type="checkbox"/> 5. No
H18_W8.	Frequent headaches or migraines	<input type="checkbox"/> 1. Yes	<input type="checkbox"/> 5. No
H18_W9.	Orthopedic impairment or physical disability	<input type="checkbox"/> 1. Yes	<input type="checkbox"/> 5. No
H18_W10.	A brain injury or concussion	<input type="checkbox"/> 1. Yes	<input type="checkbox"/> 5. No
H18_W11.	Any other serious physical injury	<input type="checkbox"/> 1. Yes	<input type="checkbox"/> 5. No
H18_W12.	Any other physical health condition – <i>Please name or describe this condition:</i> (H18_WSPEC (String 100))	<input type="checkbox"/> 1. Yes	<input type="checkbox"/> 5. No

CONDITIONCOUNT. CAI Checkpoint: Count of Reported Childhood Physical Health Conditions

<table border="0" style="width: 100%;"> <tr> <td style="border: 1px solid black; padding: 5px;">1 – 17. #Endorsed Childhood Conditions (H18=1-12 or H18_W1-H18_W12 = Yes; or H7, H8, H9, H11, H13=Yes &amp; Age Diagnosed &lt;18)</td> <td style="border: 1px solid black; padding: 5px; text-align: center;">0. None</td> <td style="padding: 0 10px;">→ GO TO H24</td> </tr> </table> <p style="text-align: center;">↓</p>	1 – 17. #Endorsed Childhood Conditions (H18=1-12 or H18_W1-H18_W12 = Yes; or H7, H8, H9, H11, H13=Yes & Age Diagnosed <18)	0. None	→ GO TO H24
1 – 17. #Endorsed Childhood Conditions (H18=1-12 or H18_W1-H18_W12 = Yes; or H7, H8, H9, H11, H13=Yes & Age Diagnosed <18)	0. None	→ GO TO H24	

Childhood Physical Health Conditions

PHYS RULE. Whether CATI or WEB

<table border="0" style="width: 100%;"> <tr> <td style="border: 1px solid black; padding: 5px;">CATI (CASEMODE=IWER)</td> <td style="border: 1px solid black; padding: 5px;">WEB (CASEMODE=SELF)</td> <td style="padding: 0 10px;">→ GO TO PHYSICAL CONDITIONS RULE</td> </tr> </table> <p style="text-align: center;">↓</p>	CATI (CASEMODE=IWER)	WEB (CASEMODE=SELF)	→ GO TO PHYSICAL CONDITIONS RULE
CATI (CASEMODE=IWER)	WEB (CASEMODE=SELF)	→ GO TO PHYSICAL CONDITIONS RULE	

PHYSINTRO. We would like to know more about how old you were when you had the health condition(s) we just talked about.

- [ENTER \[1\] to continue](#)

1. Continue

## SECTION\_H.HEALTHCOND.COND[1-17]

PHYSICAL CONDITIONS Rule: Ask AgeCond, CondGr18 and CondAgeGr18 for Each Endorsed Condition

CONDITION	LOOP	CONDTYPE	TEXT FILL	ASKED IF...
Asthma	[1]	1. Asthma	asthma	H7=Yes & H7A=1-17, 95
Diabetes	[2]	2. Diabetes	diabetes or high blood sugar	H8=Yes & H8A=1-17, 95
High Blood Pressure	[3]	3. HighBP	high blood pressure or hypertension	H9=Yes & H9A=1-17, 95
Cancer	[4]	4. Cancer	cancer or a malignant tumor	H11=Yes & H11A=1-17, 95
Allergic Conditions	[5]	5. Allerg	allergic conditions (such as a respiratory allergy, food or digestive allergy, or eczema or any kind of skin allergy)	H18=1 or H18_W1=Yes
Stomach Problems	[6]	6. StomachProb	stomach or abdominal problems (such as frequent stomach or abdominal pain or constipation)	H18=2 or H18_W2=Yes
Obesity	[7]	7. Obesity	obese or overweight	H18=3 or H18_W3=Yes
Speech Impairment or Delay	[8]	8. Speech	a speech impairment or delay	H18=4 or H18_W4=Yes
Serious Difficulty Seeing	[9]	9. Vision	serious difficulty seeing that could not be corrected with standard glasses or contact lenses	H18=5 or H18_W5=Yes
Serious Difficulty Hearing	[10]	10. Hearing	serious difficulty hearing or deafness	H18=6 or H18_W6=Yes
Chronic Ear Problems	[11]	11. EarProb	chronic ear problems or infections	H18=7 or H18_W7=Yes
Frequent Headaches	[12]	12. Headache	frequent headaches or migraines	H18=8 or H18_W8=Yes
Orthopedic Impairment	[13]	13. Ortho	an orthopedic impairment or physical disability	H18=9 or H18_W9=Yes
Brain Injury	[14]	14. Brain	a brain injury or concussion	H18=10 or H18_W10=Yes
Serious Injury	[15]	15. Injury	a serious injury	H18=11 or H18_W11=Yes
Other Chronic	[16]	16. OthH13	[H13SPEC=RESPONSE: [H13SPEC] / H13SPEC=DK/RF: Unspecified Chronic Condition]	H13=Yes & H13A=1-17, 95
Other Physical	[17]	17. OthH18	[H18SPEC=RESPONSE: [H18SPEC] / H18SPEC=NA: Unspecified Childhood Physical Condition]	H18=12 or H18_W12=Yes

AgeCond [1..17]. (CATI) Before you were 18 years old, at what ages or in what grades [did you have/were you] [TEXT FILL]?

- **PROBE** Any others? [for all ages \(0-17\) or grades \(K-12\) at which condition occurred](#)
- **If needed, PROBE:** If you don't know the exact age or grade, please give me your best guess

(WEB) Before you were 18 years old, at what ages or in what grades did you have [TEXT FILL]?

Please select all ages (grades) that you had this condition.

If you do not know the exact age (grade), please give us your best guess.

1. <1 year old	2. 1 year old	3. 2 years old
4. 3 years old	5. 4 years old	6. 5 years old or kindergarten
7. 6 years old or first grade	8. 7 years old or second grade	9. 8 years old or third grade
10. 9 years old or fourth grade	11. 10 years old or fifth grade	12. 11 years old or sixth grade
13. 12 years old or seventh grade	14. 13 years old or eighth grade	15. 14 years old or ninth grade
16. 15 years old or tenth grade	17. 16 years old or eleventh grade	18. 17 years old or twelfth grade
93. (SP_0e) All ages 0-17		
92. (SP_0f) Did not have this condition → GO TO Next Condition; Then GO TO H20CKPT		

CondGr18 [1..17]. (CATI/WEB) [Did you have/Were you] [TEXT FILL] after you were 17 years old (twelfth grade)?

1. Yes    5. No    → GO TO Next Condition; Then GO TO H26CKPT

↓

CondAgeGr18 [1..17]. (CATI) Until what age did you have [TEXT FILL]?

18 – 30

CHECK: Please enter an age from 18 to [RAGE-CURRENT AGE].

96. (SP\_0b) I still have this condition

(WEB) Until what age did you have [TEXT FILL]?

18 – 30

Age CHECK: Please enter an age from 18 to [RAGE-CURRENT AGE].

96. (SP\_0b) I still have this condition

**END COND**

H20CKPT. CAI Checkpoint: Physical Conditions Age 5-10


1. Physical Health Condition Reported Age 5-10 (Grade K-5)	5. All Others	→ GO TO H21CKPT
↓		

## SECTION\_H.HEALTHCOND.H20BLOCK

### Childhood Physical Health Status

H20A, H20B, H20C, H20D

H20A is a component of [Childhood Physical Health Status](#)

H20A. (CATI)  [Page 58](#)

Now I'd like to ask you about elementary school, from kindergarten through grade 5 or ages 5 through 10, during which you reported [having/being] [H20 HEALTH CONDITIONS].

When you were in elementary school (from kindergarten through grade 5 or from about age 5 to age 10) how much did [**1 CONDITION**: this condition / **>1 CONDITION**: these conditions] limit or prevent you from attending school regularly? Would you say a lot, somewhat, just a little, or not at all?

- **If needed:** Overall, or thinking about all of the conditions combined

1. A lot    2. Somewhat    3. Just a little    4. Not at all

H20B is a component of [Childhood Physical Health Status](#)

H20B. [Page 58](#)

(When you were in elementary school (from kindergarten through grade 5 or from about age 5 to age 10), how much did [**1 CONDITION**: this condition / **>1 CONDITION**: these conditions]) limit or prevent you from doing your school work?

(Would you say a lot, somewhat, just a little, or not at all?)

- **IWER: Include any or all of these conditions:** [H20 HEALTH CONDITIONS]
- **If needed:** Overall, or thinking about all of the conditions combined

1. A lot   2. Somewhat   3. Just a little   4. Not at all

H20C is a component of [Childhood Physical Health Status](#)

H20C. [Page 58](#)

(When you were in elementary school (from kindergarten through grade 5 or from about age 5 to age 10), how much did [**1 CONDITION**: this condition / **>1 CONDITION**: these conditions]) limit or prevent you from playing or participating in games, sports, or activities?

(Would you say a lot, somewhat, just a little, or not at all?)

- **IWER: Include any or all of these conditions:** [H20 HEALTH CONDITIONS]
- **If needed:** Overall, or thinking about all of the conditions combined

1. A lot   2. Somewhat   3. Just a little   4. Not at all

H20D is a component of [Childhood Physical Health Status](#)

H20D. [Page 58](#)

(When you were in elementary school (from kindergarten through grade 5 or from about age 5 to age 10), how much did [**1 CONDITION**: this condition / **>1 CONDITION**: these conditions]) lead you to need or use medical care, treatment, or special therapy?

(Would you say a lot, somewhat, just a little, or not at all?)

- **IWER: Include any or all of these conditions:** [H20 HEALTH CONDITIONS]
- **If needed:** Overall, or thinking about all of the conditions combined

1. A lot   2. Somewhat   3. Just a little   4. Not at all

H20A-H20D are components of [Childhood Physical Health Status](#)

(WEB)

	5 yrs old KG	6 yrs old 1 <sup>st</sup> Gr	7 yrs old 2 <sup>nd</sup> Gr	8 yrs old 3 <sup>rd</sup> Gr	9 yrs old 4 <sup>th</sup> Gr	10 yrs old 5 <sup>th</sup> Gr
[CONDITION]						
[CONDITION]						
[CONDITION]						

The timeline above shows conditions you reported when you were in ELEMENTARY SCHOOL, from kindergarten through grade 5 or about age 5 to age 10.

When you were in elementary school, how much did [this condition / these conditions]:

	A lot	Somewhat	Just a little	Not at all
H20A. Limit or prevent you from attending school regularly	1	2	3	4
H20B. Limit or prevent you from doing your school work	1	2	3	4
H20C. Limit or prevent you from playing or participating in games, sports, or activities	1	2	3	4
H20D. Lead you to need or use medical care, treatment, or special therapy	1	2	3	4

**END H20BLOCK**

H21CKPT. CAI Checkpoint: Physical Conditions Age 11 to 13

1. Physical Condition Reported Age 11-13 (Grade 6-8)	5. All Others → GO TO H22CKPT
↓	

## SECTION\_H.HEALTHCOND.H21BLOCK

### Childhood Physical Health Status

H21A, H21B, H21C, H21D

H21A is a component of [Childhood Physical Health Status](#)

(CAT) H21A. [Page 58](#)

Now I'd like to ask you about middle school, grade 6 through 8 or ages 11 through 13, during which you reported [having/being] [H21 HEALTH CONDITIONS].

When you were in middle school (from grade 6 through grade 8 or from about age 11 to age 13) how much did [1 *CONDITION*: this condition / >1 *CONDITION*: these conditions] limit or prevent you from attending school regularly? Would you say a lot, somewhat, just a little, or not at all?

- **If needed:** Overall, or thinking about all of the conditions combined

1. A lot   2. Somewhat   3. Just a little   4. Not at all

H21B is a component of [Childhood Physical Health Status](#)

H21B. [Page 58](#)

When you were in middle school (from grades 6 through 8 or from about age 11 to age 13), how much did [1 *CONDITION*: this condition / >1 *CONDITION*: these conditions] limit or prevent you from doing your school work? (Would you say a lot, somewhat, just a little, or not at all?)

- **IWER: Include any or all of these conditions:** [H21 HEALTH CONDITIONS]
- **If needed:** Overall, or thinking about all of the conditions combined

1. A lot   2. Somewhat   3. Just a little   4. Not at all

H21C is a component of [Childhood Physical Health Status](#)

H21C. [Page 58](#)

(When you were in middle school (from grades 6 through 8 or from about age 11 to age 13), how much did [1 *CONDITION*: this condition / >1 *CONDITION*: these conditions] limit or prevent you from playing or participating in games, sports, or activities?

(Would you say a lot, somewhat, just a little, or not at all?)

- **IWER: Include any or all of these conditions:** [H21 HEALTH CONDITIONS]
- **If needed:** Overall, or thinking about all of the conditions combined

1. A lot   2. Somewhat   3. Just a little   4. Not at all

H21D is a component of [Childhood Physical Health Status](#)

H21D. [Page 58](#)

(When you were in middle school (from grades 6 through 8 or from about age 11 to age 13), how much did [1 *CONDITION*: this condition / >1 *CONDITION*: these conditions] lead you to need or use medical care, treatment, or special therapy?

(Would you say a lot, somewhat, just a little, or not at all?)

- **IWER: Include any or all of these conditions:** [H21 HEALTH CONDITIONS]
- **If needed:** Overall, or thinking about all of the conditions combined

1. A lot   2. Somewhat   3. Just a little   4. Not at all

H21A-H21D are components of [Childhood Physical Health Status](#) (WEB)

	11 yrs old 6 <sup>th</sup> Gr	12 yrs old 7 <sup>th</sup> Gr	13 yrs old 8 <sup>th</sup> Gr
[CONDITION]			
[CONDITION]			
[CONDITION]			

The timeline above shows conditions you reported when you were in MIDDLE SCHOOL, from grade 6 through grade 8 or about age 11 to age 13.

When you were in middle school, how much did [this condition / these conditions]:

	A lot	Somewhat	Just a little	Not at all
H21A. Limit or prevent you from attending school regularly	1	2	3	4
H21B. Limit or prevent you from doing your school work	1	2	3	4
H21C. Limit or prevent you from playing or participating in games, sports, or activities	1	2	3	4
H21D. Lead you to need or use medical care, treatment, or special therapy	1	2	3	4

**END H21BLOCK**

H22CKPT. CAI Checkpoint: Physical Conditions Age 14 to 17

1. Physical Condition Reported Age 14-17 (Grade 9-12)	5. All Others	→ GO TO H24CKPT
↓		

## SECTION\_H.HEALTHCOND.H22BLOCK

### Childhood Physical Health Status

H22A, H22B, H22C, H22D

H22A is a component of [Childhood Physical Health Status](#)

(CATI) H22A. [Page 58](#)

Now I'd like to ask you about high school from grades 9 through 12 or from or ages 14 through 17, during which you reported [having/being] [H22 HEALTH CONDITIONS].

When you were in high school, (from grades 9 through 12 or from about age 14 to age 17) how much did [*1 CONDITION*: this condition / *>1 CONDITION*: these conditions] limit or prevent you from attending school regularly? Would you say a lot, somewhat, just a little, or not at all?

- **If needed:** Overall, or thinking about all of the conditions combined

1. A lot	2. Somewhat	3. Just a little	4. Not at all
----------	-------------	------------------	---------------

H22B is a component of [Childhood Physical Health Status](#)

H22B. [Page 58](#)

(When you were in high school (from grades 9 through 12 or from about age 14 to age 17), how much did [*1 CONDITION*: this condition / *>1 CONDITION*: these conditions]) limit or prevent you from doing your school work? (Would you say a lot, somewhat, just a little, or not at all?)

- **IWER:** Include any or all of these conditions: [H22 HEALTH CONDITIONS]
- **If needed:** Overall, or thinking about all of the conditions combined

1. A lot	2. Somewhat	3. Just a little	4. Not at all
----------	-------------	------------------	---------------



H22C is a component of [Childhood Physical Health Status](#)

H22C. Page 58

(When you were in high school (from grades 9 through 12 or from about age 14 to age 17), how much did [*1 CONDITION: this condition / >1 CONDITION: these conditions*] limit or prevent you from playing or participating in games, sports, or activities?

(Would you say a lot, somewhat, just a little, or not at all?)

- **IWER:** Include any or all of these conditions: [H22 HEALTH CONDITIONS]
- **If needed:** Overall, or thinking about all of the conditions combined

1. A lot	2. Somewhat	3. Just a little	4. Not at all
----------	-------------	------------------	---------------

H22D is a component of [Childhood Physical Health Status](#)

H22D. Page 58

(When you were in high school (from grades 9 through 12 or from about age 14 to age 17), how much did [*1 CONDITION: this condition / >1 CONDITION: these conditions*] lead you to need or use medical care, treatment, or special therapy?

(Would you say a lot, somewhat, just a little, or not at all?)

- **IWER:** Include any or all of these conditions: [H22 HEALTH CONDITIONS]
- **If needed:** Overall, or thinking about all of the conditions combined

1. A lot	2. Somewhat	3. Just a little	4. Not at all
----------	-------------	------------------	---------------

H22A-H22D are components of [Childhood Physical Health Status](#)

(WEB)

	14 yrs old 9 <sup>th</sup> Gr	15 yrs old 10 <sup>th</sup> Gr	16 yrs old 11 <sup>th</sup> Gr	17 yrs old 12 <sup>th</sup> Gr
[CONDITION]				
[CONDITION]				
[CONDITION]				

The timeline above shows conditions you reported when you were in HIGH SCHOOL, from grade 9 through grade 12 or about age 14 to age 17.

When you were in high school, how much did [this condition / these conditions]:

H22A. Limit or prevent you from attending school regularly

H22B. Limit or prevent you from doing your school work

H22C. Limit or prevent you from playing or participating in games, sports, or activities

H22D. Lead you to need or use medical care, treatment, or special therapy


	A lot	Somewhat	Just a little	Not at all
H22A.	1	2	3	4
H22B.	1	2	3	4
H22C.	1	2	3	4
H22D.	1	2	3	4

**END H22BLOCK**

Childhood Psychological Health

H24 RULE: Whether CATI or WEB

CATI (CASEMODES=INTERVIEW)	WEB (CASEMODES-SELF)	→ GO TO H24_W
↓		

H24. (CAT)  Page 59

Other than the conditions you already reported such as [*H10=Yes & H10A=1-17, 95: a learning disorder, / H12B=1 & H12A=1-17, 95: depression / H12B=2 & H12A=1-17, 95: bipolar disorder, / H12B=3 & H12A=1-17, 95: schizophrenia, / H12B=4 & H12A=1-17, 95: anxiety problems / H12B=5 & H12A=1-17, 95: phobias, / H12B=6 & H12A=1-17, 95: alcohol problems, / H12B=7 & H12A=1-17, 95: drug problems, / H12B=8 & H12A=1-17, 95: obsessive compulsive disorder, / H12B=9 & H12A=1-17, 95: PTSD, / H12B=10 & H12A=1-17, 95: ADD/ADHD, / H12B=11 & H12A=1-17, 95: oppositional defiant disorder, / H12B=12 & H12A=1-17, 95: autism, / [H12B=97 & H12A=1-17, 95 & H12BSPEC=RESPONSE: [H12BSPEC] / H12B=97 & H12A=1-17, 95 & H12SPEC=DK/RF/NA: Unspecified Emotional/Psychiatric Disorder]], during your childhood, before you were 18 years old, did you have any of the following psychological, developmental or behavioral conditions for one month or more?*

- INCLUDES emotional, nervous, or psychiatric problems
- ENTER all that apply
- READ list if needed

1. Depression?
2. Anxiety problems, such as worrying too much or worrying more than other children?
3. Attention Deficit Disorder or Attention Deficit Hyperactivity Disorder (ADD or ADHD)?
4. Any other learning disability?
5. Autism, Asperger's Disorder, pervasive developmental disorder, or other autism spectrum disorder?
6. Any other developmental delay?
7. Behavioral or conduct problems, such as oppositional defiant disorder or conduct disorder?
8. Alcohol problems?
9. Drug problems?
10. Any other psychological, developmental or behavioral condition? (Specify) (H24SPEC. What psychological, developmental or behavioral condition was that? Please name or describe this condition. (String 100))
95. None of the above (DO NOT READ)

GO TO CONDITIONCOUNT2

H24\_W. (WEB) Other than the conditions you already reported such as [H10=Yes & H10A=1-17, 95: a learning disorder, / H12B=1 & H12A=1-17, 95: depression / H12B=2 & H12A=1-17, 95: bipolar disorder, / H12B=3 & H12A=1-17, 95: schizophrenia, / H12B=4 & H12A=1-17, 95: anxiety problems / H12B=5 & H12A=1-17, 95: phobias, / H12B=6 & H12A=1-17, 95: alcohol problems, / H12B=7 & H12A=1-17, 95: drug problems, / H12B=8 & H12A=1-17, 95: obsessive compulsive disorder, / H12B=9 & H12A=1-17, 95: PTSD, / H12B=10 & H12A=1-17, 95: ADD/ADHD, / H12B=11 & H12A=1-17, 95: oppositional defiant disorder, / H12B=12 & H12A=1-17, 95: autism, / [H12B=97 & H12A=1-17, 95 & H12BSPEC=RESPONSE: [H12BSPEC] / H12B=97 & H12A=1-17, 95 & H12SPEC=DK/RF/NA: Unspecified Emotional/Psychiatric Disorder]], during your childhood, before you were 18 years old, did you have any of the following psychological, developmental or behavioral conditions for ONE MONTH or more?

H24_W1.	Depression	<input type="checkbox"/> 1. Yes	<input type="checkbox"/> 5. No
H24_W2.	Anxiety problems, such as worrying too much or worrying more than other children	<input type="checkbox"/> 1. Yes	<input type="checkbox"/> 5. No
H24_W3.	Attention Deficit Disorder or Attention Deficit Hyperactivity Disorder (ADD or ADHD)	<input type="checkbox"/> 1. Yes	<input type="checkbox"/> 5. No
H24_W4.	Any other learning disability	<input type="checkbox"/> 1. Yes	<input type="checkbox"/> 5. No
H24_W5.	Autism, Asperger's Disorder, pervasive developmental disorder, or other autism spectrum disorder	<input type="checkbox"/> 1. Yes	<input type="checkbox"/> 5. No
H24_W6.	Any other developmental delay	<input type="checkbox"/> 1. Yes	<input type="checkbox"/> 5. No
H24_W7.	Behavioral or conduct problems such as oppositional defiant disorder or conduct disorder	<input type="checkbox"/> 1. Yes	<input type="checkbox"/> 5. No
H24_W8.	Alcohol problems	<input type="checkbox"/> 1. Yes	<input type="checkbox"/> 5. No
H24_W9.	Drug problems	<input type="checkbox"/> 1. Yes	<input type="checkbox"/> 5. No
H24_W10.	Any other psychological, developmental or behavioral health condition – <i>Please name or describe this condition:</i> (H24_WSPEC (String 100))	<input type="checkbox"/> 1. Yes	<input type="checkbox"/> 5. No

CONDITIONCOUNT2. CAI Checkpoint: Count of Reported Childhood Psychological Health Conditions

<table border="1" style="width: 80%; margin: auto;"> <tr> <td style="padding: 5px;">1 – 17. #Endorsed Childhood Conditions (H24=1-10 or H24_W1-H24_W10=Yes; or H10=Yes &amp; Age Diagnosed &lt;18; or H12B=1-10,97 &amp; Age Diagnosed &lt;18)</td> <td style="padding: 5px;"><input type="checkbox"/> 0. None → GO TO H29A</td> </tr> </table> <p style="text-align: center;">↓</p>	1 – 17. #Endorsed Childhood Conditions (H24=1-10 or H24_W1-H24_W10=Yes; or H10=Yes & Age Diagnosed <18; or H12B=1-10,97 & Age Diagnosed <18)	<input type="checkbox"/> 0. None → GO TO H29A
1 – 17. #Endorsed Childhood Conditions (H24=1-10 or H24_W1-H24_W10=Yes; or H10=Yes & Age Diagnosed <18; or H12B=1-10,97 & Age Diagnosed <18)	<input type="checkbox"/> 0. None → GO TO H29A	

### Childhood Psychological Health Conditions

PSYCH RULE. Whether CATI or WEB

<table border="1" style="margin: auto;"> <tr> <td style="padding: 5px;"><input type="checkbox"/> CATI (CASEMODE=IWER)</td> <td style="padding: 5px;"><input type="checkbox"/> WEB (CASEMODE=SELF)</td> <td style="padding: 5px;">→ GO TO PSYCH CONDITIONS RULE</td> </tr> </table> <p style="text-align: center;">↓</p>	<input type="checkbox"/> CATI (CASEMODE=IWER)	<input type="checkbox"/> WEB (CASEMODE=SELF)	→ GO TO PSYCH CONDITIONS RULE
<input type="checkbox"/> CATI (CASEMODE=IWER)	<input type="checkbox"/> WEB (CASEMODE=SELF)	→ GO TO PSYCH CONDITIONS RULE	

PSYCHINTRO. We would like to know more about how old you were when you had the health condition(s) we just talked about.

- [ENTER \[1\] to continue](#)

1. Continue

## SECTION\_H.HEALTHCOND.COND2[1..17] [1..17]=Which condition

PSYCH CONDITIONS Rule: Ask AgeCond, CondGr18 and CondAgeGr18 for Each Endorsed Condition

CONDITION	LOOP	CONDTYPE	TEXT FILL	ASKED IF...
Learning Disorder	[1]	18. Learn	a learning disorder	H10=Yes & H10A=1-17, 9
Depression	[2]	19. Depress	depression	H24=1 or H24_W1=Yes or (H12B=1 & H12A=1-17, 95)
Bipolar Disorder	[3]	20. Bipolar	bipolar disorder	H12B=2 & H12A=1-17, 95
Schizophrenia	[4]	21. Schizo	schizophrenia	H12B=3 & H12A=1-17, 95
Anxiety	[5]	22. Anixety	anxiety problems (such as worrying too much or worrying more than other children)	H24=2 or H24_W2=Yes or (H12B=4 & H12A=1-17, 95)
Phobias	[6]	23. Phobias	phobias	H12B=5 & H12A=1-17, 95
Alcohol	[7]	24. Alcohol	alcohol problems	H24=8 or H24_W8=Yes or (H12B=6 & H12A=1-17, 95)
Drugs	[8]	25. Drug	drug problems	H24=9 or H24_W9=Yes or (H12B=7 & H12A=1-17, 95)
OCD	[9]	26. OCD	obsessive compulsive disorder (OCD)	H12B=8 & H12A=1-17, 95
ADD/ADHD	[10]	27. ADHD	Attention Deficit Disorder or Attention Deficit Hyperactivity Disorder (ADD or ADHD)	H24=3 or H24_W3=Yes or (H12B=10 & H12A=1-17, 95)
PTSD	[11]	28. PTSD	Post-Traumatic Stress Disorder (PTSD)	H12B=9 & H12A=1-17, 95
Other Learning Disability	[12]	29. OthLearn	any other learning disability	H24=4 or H24_W4=Yes
Autism	[13]	30. Autism	Autism, Asperger's disorder, pervasive developmental disorder, or other autism spectrum disorder	H24=5 or H24_W5=Yes or (H12B=12 & H12A=1-17, 95)
Other Developmental Delay	[14]	31. OthDev	any other developmental delay	H24=6 or H24_W6=Yes
ODD	[15]	32. Conduct	behavioral or conduct problems such as oppositional defiant disorder or conduct disorder	H24=7 or H24_W7=Yes or (H12B=11 & H12A=1-17, 95)
Other Emotional	[16]	33. OthH12	[H12SPEC=RESPONSE: [H12SPEC] / H12SPEC=DK/RF: Unspecified Emotional/Psychiatric Disorder]	H12B=97 & H12A=1-17, 95
Other Psychological	[17]	34. OthH24	[H24SPEC=RESPONSE: [H24SPEC] / H24SPEC=DK/RF: Unspecified Childhood Psychological/Developmental/Behavioral Condition]	H24=10 or H24_W10=Yes

AgeCond [1..17]. (CATI) Before you were 18 years old, at what ages or in what grades did you have [TEXT FILL]?

- **PROBE** Any others? for all ages (0-17) or grades (K-12) at which condition occurred
- **If needed, PROBE:** If you don't know the exact age or grade, please give me your best guess

(WEB) Before you were 18 years old, at what ages or in what grades did you have [TEXT FILL]?

Please select all ages (grades) that you had this condition.

If you do not know the exact age (grade), please give us your best guess.

1. <1 year old	2. 1 year old	3. 2 years old
4. 3 years old	5. 4 years old	6. 5 years old or kindergarten
7. 6 years old or first grade	8. 7 years old or second grade	9. 8 years old or third grade
10. 9 years old or fourth grade	11. 10 years old or fifth grade	12. 11 years old or sixth grade
13. 12 years old or seventh grade	14. 13 years old or eighth grade	15. 14 years old or ninth grade
16. 15 years old or tenth grade	17. 16 years old or eleventh grade	18. 17 years old or twelfth grade
93. (SP_0e) All ages 0-17		
92. (SP_0f) Did not have this condition → GO TO Next Condition; Then GO TO H26CKPT		

CondGr18 [1..17]. (CATI/WEB) Did you have [TEXT FILL] after you were 17 years old (twelfth grade)?

1. Yes    5. No    → GO TO Next Condition; Then GO TO H26CKPT



CondAgeGr18 [1..17]. (CATI) Until what age did you have [TEXT FILL]?

18 – 30    CHECK: Please enter an age from 18 to [RAGE-CURRENT AGE].

96. (SP\_0b) I still have this condition

(WEB) Until what age did you have [TEXT FILL]?

18 – 30    Age    CHECK: Please enter an age from 18 to [RAGE-CURRENT AGE].

96. (SP\_0b) I still have this condition

## END COND2

H26CKPT. CAI Checkpoint: Psychological Conditions Age 5 to 10

1. Psych Condition Reported Age 5-10 (Grade K-5)	5. All Others	→ GO TO H27CKPT
↓		

## SECTION\_H.HEALTHCOND.H26BLOCK

### Childhood Psychological Conditions Status

H26A, H26B, H26C, H26D

H26A is a component of [Childhood Psychological Conditions Status](#)

(CATI) H26A. [Page 60](#)

Now I'd like to ask you about elementary school, that is Kindergarten through grade 5 or ages 5 through 10, during which you reported having [H26 HEALTH CONDITIONS].

When you were in elementary school (from kindergarten through grade 5 or from about age 5 to age 10) how much did how much did [1 CONDITION: this condition / >1 CONDITION: these conditions] limit or prevent you from attending school regularly?

Would you say a lot, somewhat, just a little, or not at all?

- **If needed:** Overall, or thinking about all of the conditions combined

1. A lot    2. Somewhat    3. Just a little    4. Not at all

H26B is a component of [Childhood Psychological Conditions Status](#)

H26B.  Page 60

(When you were in elementary school (from kindergarten through grade 5 or from about age 5 to age 10), how much did [**1 CONDITION**: this condition / **>1 CONDITION**: these conditions]) limit or prevent you from doing your school work?

(Would you say a lot, somewhat, just a little, or not at all?)

- **IWER: Include any or all of these conditions:** [H26 HEALTH CONDITIONS]
- **If needed:** Overall, or thinking about all of the conditions combined

1. A lot    2. Somewhat    3. Just a little    4. Not at all

H26C is a component of [Childhood Psychological Conditions Status](#)

H26C.  Page 60

(When you were in elementary school (from kindergarten through grade 5 or from about age 5 to age 10), how much did [**1 CONDITION**: this condition / **>1 CONDITION**: these conditions]) limit or prevent you from playing or participating in games, sports, or activities?

(Would you say a lot, somewhat, just a little, or not at all?)

- **IWER: Include any or all of these conditions:** [H26 HEALTH CONDITIONS]
- **If needed:** Overall, or thinking about all of the conditions combined

1. A lot    2. Somewhat    3. Just a little    4. Not at all

H26D is a component of [Childhood Psychological Conditions Status](#)

H26D.  Page 60

(When you were in elementary school (from kindergarten through grade 5 or from about age 5 to age 10), how much did [**1 CONDITION**: this condition / **>1 CONDITION**: these conditions]) lead you to need or use medical care, mental health services, treatment or counseling, or special education services?

(Would you say a lot, somewhat, just a little, or not at all?)

- **IWER: Include any or all of these conditions:** [H26 HEALTH CONDITIONS]
- **If needed:** Overall, or thinking about all of the conditions combined

1. A lot    2. Somewhat    3. Just a little    4. Not at all

H26A-H26D are components of [Childhood Psychological Conditions Status](#)

(WEB)

	5 yrs old KG	6 yrs old 1 <sup>st</sup> Gr	7 yrs old 2 <sup>nd</sup> Gr	8 yrs old 3 <sup>rd</sup> Gr	9 yrs old 4 <sup>th</sup> Gr	10 yrs old 5 <sup>th</sup> Gr
[CONDITION]						
[CONDITION]						
[CONDITION]						

The timeline above shows conditions you reported when you were in ELEMENTARY SCHOOL, from kindergarten through grade 5 or about age 5 to age 10.

When you were in elementary school, how much did [this condition / these conditions]:

H26A. Limit or prevent you from attending school regularly

A lot	Somewhat	Just a little	Not at all
1	2	3	4

H26B. Limit or prevent you from doing your school work

1	2	3	4
---	---	---	---

H26C. Limit or prevent you from playing or participating in games, sports, or activities

1	2	3	4
---	---	---	---

H26D. Lead you to need or use medical care, mental health services, treatment or counseling, or special education services

1	2	3	4
---	---	---	---

**END H26BLOCK**

H27CKPT. CAI Checkpoint: Psychological Conditions Age 11 to 13

1. Psych Condition Reported Age 11-13 (Grade 6-8)	5. All Others	→ GO TO H28CKPT
↓		

## SECTION\_H.HEALTHCOND.H27BLOCK

### Childhood Psychological Conditions Status

H27A, H27B, H27C, H27D

H27A is a component of [Childhood Psychological Conditions Status](#)

(CATI) H27A. [Page 60](#)

Now I'd like to ask you about middle school, from grades 6 through 8 or ages 11 to age 13, during which you reported having [H27 HEALTH CONDITIONS].

When you were in middle school (from grades 6 through 8 or from ages 11 to age 13) how much did [*1 CONDITION: this condition / >1 CONDITION: these conditions*] limit or prevent you from attending school regularly? Would you say a lot, somewhat, just a little, or not at all?

- **If needed:** Overall, or thinking about all of the conditions combined

1. A lot	2. Somewhat	3. Just a little	4. Not at all
----------	-------------	------------------	---------------

H27B is a component of [Childhood Psychological Conditions Status](#)

H27B. [Page 60](#)

(When you were in middle school (from grades 6 through 8 or from about age 11 to age 13), how much did [*1 CONDITION: this condition / >1 CONDITION: these conditions*]) limit or prevent you from doing your school work? (Would you say a lot, somewhat, just a little, or not at all?)

- **IWER: Include any or all of these conditions:** [H27 HEALTH CONDITIONS]
- **If needed:** Overall, or thinking about all of the conditions combined

1. A lot	2. Somewhat	3. Just a little	4. Not at all
----------	-------------	------------------	---------------

H27C is a component of [Childhood Psychological Conditions Status](#)

H27C. [Page 60](#)

(When you were in middle school (from grades 6 through 8 or from about age 11 to age 13), how much did [*1 CONDITION: this condition / >1 CONDITION: these conditions*]) limit or prevent you from playing or participating in games, sports, or activities?

(Would you say a lot, somewhat, just a little, or not at all?)

- **IWER: Include any or all of these conditions:** [H27 HEALTH CONDITIONS]
- **If needed:** Overall, or thinking about all of the conditions combined

1. A lot	2. Somewhat	3. Just a little	4. Not at all
----------	-------------	------------------	---------------

H27D is a component of [Childhood Psychological Conditions Status](#)

H27D. [Page 60](#)

(When you were in middle school (from grades 6 through 8 or from about age 11 to age 13), how much did [*1 CONDITION: this condition / >1 CONDITION: these conditions*]) lead you to need or use medical care, mental health services, treatment or counseling, or special education services?

(Would you say a lot, somewhat, just a little, or not at all?)

- **IWER: Include any or all of these conditions:** [H27 HEALTH CONDITIONS]
- **If needed:** Overall, or thinking about all of the conditions combined

1. A lot	2. Somewhat	3. Just a little	4. Not at all
----------	-------------	------------------	---------------

H27A-H27D are components of [Childhood Psychological Conditions Status](#) (WEB)

	11 yrs old 6 <sup>th</sup> Gr	12 yrs old 7 <sup>th</sup> Gr	13 yrs old 8 <sup>th</sup> Gr
[CONDITION]			
[CONDITION]			
[CONDITION]			

The timeline above shows conditions you reported when you were in MIDDLE SCHOOL, from grade 6 through grade 8 or about age 11 to age 13.

When you were in middle school, how much did [this condition / these conditions]:

H27A. Limit or prevent you from attending school regularly

A lot	Somewhat	Just a little	Not at all
1	2	3	4

H27B. Limit or prevent you from doing your school work

1	2	3	4
---	---	---	---

H27C. Limit or prevent you from playing or participating in games, sports, or activities

1	2	3	4
---	---	---	---

H27D. Lead you to need or use medical care, mental health services, treatment or counseling, or special education services

1	2	3	4
---	---	---	---

**END H27BLOCK**

H28CKPT. CAI Checkpoint: Psychological Conditions Age 14 to 17

1. Psych Condition Reported Age 14-17 (Grade 9-12)	5. All Others	→ GO TO H29A
↓		

## SECTION\_H.HEALTHCOND.H28BLOCK

### Childhood Psychological Conditions Status

H28A, H28B, H28C, H28D

H28A is a component of [Childhood Psychological Conditions Status](#)

(CATI) H28A. [Page 60](#)

Now I'd like to ask you about high school, from grades 9 through 12 or ages 14 through 17, during which you reported having [H28 HEALTH CONDITIONS].

When you were in high school (from grades 9 through 12 or from about age 14 to age 17), how much did [*1 CONDITION*: this condition / *>1 CONDITION*: these conditions] limit or prevent you from attending school regularly? Would you say a lot, somewhat, just a little, or not at all?

- **If needed:** Overall, or thinking about all of the conditions combined

1. A lot	2. Somewhat	3. Just a little	4. Not at all
----------	-------------	------------------	---------------

H28B is a component of [Childhood Psychological Conditions Status](#)

H28B. [Page 60](#)

(When you were in high school (from grades 9 through 12 or from about age 14 to age 17), how much did [*1 CONDITION*: this condition / *>1 CONDITION*: these conditions]) limit or prevent you from doing your school work? (Would you say a lot, somewhat, just a little, or not at all?)

- **IWER:** Include any or all of these conditions: [H28 HEALTH CONDITIONS]
- **If needed:** Overall, or thinking about all of the conditions combined

1. A lot	2. Somewhat	3. Just a little	4. Not at all
----------	-------------	------------------	---------------



H28C is a component of [Childhood Psychological Conditions Status](#)

H28C. Page 60

(When you were in high school (from grades 9 through 12 or from about age 14 to age 17), how much did [*1 CONDITION: this condition / >1 CONDITION: these conditions*] limit or prevent you from playing or participating in games, sports, or activities?)

(Would you say a lot, somewhat, just a little, or not at all?)

- **IWER: Include any or all of these conditions:** [H28 HEALTH CONDITIONS]
- **If needed:** Overall, or thinking about all of the conditions combined

1. A lot	2. Somewhat	3. Just a little	4. Not at all
----------	-------------	------------------	---------------

H28D is a component of [Childhood Psychological Conditions Status](#)

H28D. Page 60

(When you were in high school (from grades 9 through 12 or from about age 14 to age 17), how much did [*1 CONDITION: this condition / >1 CONDITION: these conditions*] lead you to need or use medical care, mental health services, treatment or counseling, or special education services?)

(Would you say a lot, somewhat, just a little, or not at all?)

- **IWER: Include any or all of these conditions:** [H28 HEALTH CONDITIONS]
- **If needed:** Overall, or thinking about all of the conditions combined

1. A lot	2. Somewhat	3. Just a little	4. Not at all
----------	-------------	------------------	---------------

H28A-H28D are components of [Childhood Psychological Conditions Status](#)

(WEB)

	14 yrs old 9 <sup>th</sup> Gr	15 yrs old 10 <sup>th</sup> Gr	16 yrs old 11 <sup>th</sup> Gr	17 yrs old 12 <sup>th</sup> Gr
[CONDITION]				
[CONDITION]				
[CONDITION]				

The timeline above shows conditions you reported when you were in HIGH SCHOOL, from grade 9 through grade 12 or about age 14 to age 17.

When you were in high school, how much did [this condition / these conditions]:

H28A. Limit or prevent you from attending school regularly

A lot	Somewhat	Just a little	Not at all
1	2	3	4

H28B. Limit or prevent you from doing your school work

1	2	3	4
---	---	---	---

H28C. Limit or prevent you from playing or participating in games, sports, or activities

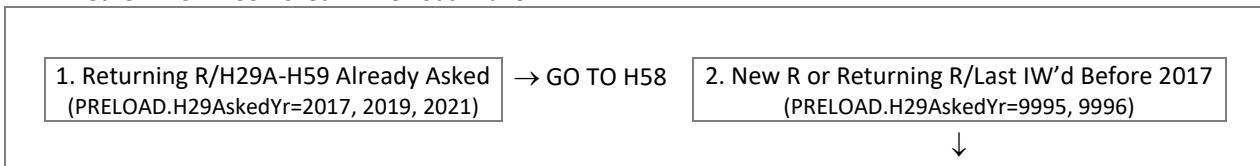
1	2	3	4
---	---	---	---

H28D. Lead you to need or use medical care, mental health services, treatment or counseling, or special education services

1	2	3	4
---	---	---	---


**END H28BLOCK**

H29ACKPT. Whether H29A-H59 Asked in Previous Wave



### Frequency of Childhood Illness Status

H29A is a component of [Frequency of Childhood Illness Status](#)

H29A. (CATI)  Page 61

Next, we have some other questions about your health while you were growing up. When you were in elementary school from kindergarten through grade 5 or from about age 5 to age 10—how often did you get sick? Would you say frequently, sometimes, rarely, or never?

(WEB) For these questions, please think about when you were in ELEMENTARY SCHOOL.


*Elementary school is kindergarten through grade 5 or from about age 5 to about age 10.*

How often did you get sick?

- |               |              |           |          |
|---------------|--------------|-----------|----------|
| 1. Frequently | 2. Sometimes | 3. Rarely | 4. Never |
|---------------|--------------|-----------|----------|

### Childhood Weight Status

H29B is a component of [Childhood Weight Status](#)

H29B. (CATI)  Page 62


How would you characterize your weight when you were in elementary school (from kindergarten through grade 5 or from about age 5 to age 10)? Would you say very underweight, slightly underweight, about the right weight, slightly overweight, or very overweight?

(WEB) How would you characterize your weight?

- |                        |                         |                           |
|------------------------|-------------------------|---------------------------|
| 1. Very underweight    | 2. Slightly underweight | 3. About the right weight |
| 4. Slightly overweight | 5. Very overweight      |                           |

### Childhood Physical Fitness Status

H29C is a component of [Childhood Physical Fitness Status](#)

H29C. (CATI)  Page 63


How would you characterize your level of physical fitness when you were in elementary school (from kindergarten through grade 5 or from about age 5 to age 10)? Would you say very physically fit, above average physical fitness, average physical fitness, below average physical fitness, not at all physically fit?

(WEB) How would you characterize your level of physical fitness?

- |                                   |                                   |                             |
|-----------------------------------|-----------------------------------|-----------------------------|
| 1. Very physically fit            | 2. Above average physical fitness | 3. Average physical fitness |
| 4. Below average physical fitness | 5. Not at all physically fit      |                             |

### Frequency of Childhood Illness Status

H30A is a component of [Frequency of Childhood Illness Status](#)

H30A. (CATI)  Page 64

What about when you were in middle school from grades 6 through 8 or from about age 11 to age 13—how often did you get sick?

(Would you say frequently, sometimes, rarely, or never?)

(WEB) For these questions, please think about when you were in MIDDLE SCHOOL.

*Middle school is grade 6 through grade 8 or from about age 11 to about age 13.*

How often did you get sick?

- |               |              |           |          |
|---------------|--------------|-----------|----------|
| 1. Frequently | 2. Sometimes | 3. Rarely | 4. Never |
|---------------|--------------|-----------|----------|

### Childhood Weight Status

H30B is a component of [Childhood Weight Status](#)

H30B. (CATI) [Page 65](#)

How would you characterize your weight when you were in middle school (from grades 6 through 8 or from about age 11 to age 13)? (Would you say very underweight, slightly underweight, about the right weight, slightly overweight, or very overweight?)

(WEB) How would you characterize your weight?

- |                        |                         |                           |
|------------------------|-------------------------|---------------------------|
| 1. Very underweight    | 2. Slightly underweight | 3. About the right weight |
| 4. Slightly overweight | 5. Very overweight      |                           |

### Childhood Physical Fitness Status

H30C is a component of [Childhood Physical Fitness Status](#)

H30C. (CATI) [Page 66](#)

How would you characterize your level of physical fitness when you were in middle school (from grades 6 through 8 or from about age 11 to age 13)? (Would you say very physically fit, above average physical fitness, average physical fitness, below average physical fitness, not at all physically fit?)

(WEB) How would you characterize your level of physical fitness?

- |                                   |                                   |                             |
|-----------------------------------|-----------------------------------|-----------------------------|
| 1. Very physically fit            | 2. Above average physical fitness | 3. Average physical fitness |
| 4. Below average physical fitness | 5. Not at all physically fit      |                             |

### Frequency of Childhood Illness Status

H31A is a component of [Frequency of Childhood Illness Status](#)

H31A. (CATI) [Page 67](#)

What about when you were in high school from grades 9 through 12 or from about age 14 to age 17—how often did you get sick?

(Would you say frequently, sometimes, rarely, or never?)

(WEB) For these questions, please think about when you were in HIGH SCHOOL.

*High school is grade 9 through grade 12 or from about age 14 to about age 17.*

How often did you get sick?

- |               |              |           |          |
|---------------|--------------|-----------|----------|
| 1. Frequently | 2. Sometimes | 3. Rarely | 4. Never |
|---------------|--------------|-----------|----------|

### Childhood Weight Status

H31B is a component of [Childhood Weight Status](#)

H31B. (CATI) [Page 68](#)

How would you characterize your weight when you were in high school (from grades 9 through 12 or from about age 14 to age 17)?


(Would you say very underweight, slightly underweight, about the right weight, slightly overweight, or very overweight?)

(WEB) How would you characterize your weight?

- |                        |                         |                           |
|------------------------|-------------------------|---------------------------|
| 1. Very underweight    | 2. Slightly underweight | 3. About the right weight |
| 4. Slightly overweight | 5. Very overweight      |                           |

### Childhood Physical Fitness Status

H31C is a component of [Childhood Physical Fitness Status](#)

H31C. (CATI)  Page 69

How would you characterize your level of physical fitness when you were in high school (from grades 9 through 12 or from about age 14 to age 17)? (Would you say very physically fit, above average physical fitness, average physical fitness, below average physical fitness, not at all physically fit?)

(WEB) How would you characterize your level of physical fitness?

1. Very physically fit	2. Above average physical fitness	3. Average physical fitness
4. Below average physical fitness	5. Not at all physically fit	

### Adverse Childhood Experiences

H32-H34B identify Parent 1 and Parent 2 (if present) for the ACES Scales

H32. (CATI) Next are some questions about the people who spent the most time raising you when you were growing up. Before you were 18 years old, how many people raised you? Would you say 1 person, 2 people, or no one raised you?

1. 1 person raised R	→ GO TO H34A	2. 2 people raised R	3. No one raised R	DK/RF
		↓ H33	GO TO H56	

(WEB) Next are some questions about the people who spent the most time raising you when you were growing up. Before you were 18 years old, how many people raised you?

1. 1 person raised me	→ GO TO H34A	2. 2 people raised me	3. No one raised me	NA
		↓	GO TO H56	

### SECTION\_H.RAISESPEOPLE

H33. (CATI) Were the 2 people who raised you married to each other or living together in a marriage-like relationship?

(WEB) Were the 2 people who raised you married to each other or living together in a marriage-like relationship?

1. Yes	5. No
--------	-------

H34A. (CATI) Who was the person who spent the most time raising you (before you were 18)?

- If R says “parents raised me equally”, PROBE: Who is the first of those 2 people?
- If R says “mother” or “father”, PROBE: Is that biological, adoptive, step, or something else?
- Include biological, adoptive, and step grandparents and great-grandparents

1. Biological mother	2. Adoptive mother	3. Stepmother	11. Grandmother/Great-grandmother
13. Aunt/Great-Aunt	4. Other female relative-Specify (H34AFRSPEC. Specify: (String 100))		
5. Other female non-relative-Specify (H34AFNRSPEC. Specify: (String 100))			
6. Biological father	7. Adoptive father	8. Stepfather	12. Grandfather/Great-grandfather
9. Other male relative-Specify (H34AMRSPEC. Specify: (String 100))			
10. Other male non-relative-Specify (H34AMNRSPEC. Specify: (String 100))			

(WEB) Who was the person who spent the most time raising you before you were 18?

1. Biological mother	2. Adoptive mother	3. Stepmother	11. Grandmother/Great-grandmother
13. Aunt/Great-Aunt	4. Other female relative—Who was that (e.g. sister) (H34AFRSPEC (String 100))		
5. Other female non-relative—Who was that (e.g. friend, teacher) (H34AFNRSPEC (String 100))			
6. Biological father	7. Adoptive father	8. Stepfather	12. Grandfather/Great-grandfather
9. Other male relative—Who was that (e.g. brother, uncle) (H34AMRSPEC (String 100))			
10. Other male non-relative—Who was that (e.g. friend, teacher) (H34AMNRSPEC (String 100))			

H34BCKPT. CAI Checkpoint: Number of People Who Raised R

1. One Person Raised R (H32=1)	→ GO TO H35	5. Two People Raised R (H32=2)
		↓

H34B. (CATI) (Before you were 18), who was the other person who raised you?

- If R says “mother” or “father”, PROBE: Is that biological, adoptive, step, or something else?
- Include biological, adoptive, and step grandparents and great-grandparents

[H34A<>BIO MOM: 1. Biological mother]	2. Adoptive mother	3. Stepmother	
11. Grandmother/Great-grandmother	13. Aunt/Great-Aunt		
4. Other female relative-Specify (H34BFRSPEC. Specify: (String 100))			
5. Other female non-relative-Specify (H34BFNRSPEC. Specify: (String 100))			
[H34A<>BIO DAD: 6. Biological father]	7. Adoptive father	8. Stepfather	12. Grandfather/Great-grandfather
9. Other male relative-Specify (H34BMRSPEC. Specify: (String 100))			
10. Other male non-relative-Specify (H34BMNRSPEC. Specify: (String 100))			

(WEB) Before you were 18, who was the OTHER person who raised you?

[H34A<>BIO MOM: 1. Biological mother]	2. Adoptive mother	3. Stepmother	
11. Grandmother/Great-grandmother	13. Aunt/Great-Aunt	4. Other female relative—Who was that (e.g. sister) (H34BFRSPEC (String 100))	
5. Other female non-relative—Who was that (e.g. friend, teacher) (H34BFNRSPEC (String 100))			
[H34A<>BIO DAD: 6. Biological father]	7. Adoptive father	8. Stepfather	
12. Grandfather/Great-grandfather	9. Other male relative—Who was that (e.g. brother, uncle) (H34BMRSPEC (String 100))		
10. Other male non-relative—Who was that (e.g. friend, teacher) (H34BMNRSPEC (String 100))			

**SECTION\_H.RAISESPEOPLE.H35\_H40[1-2]**

Loop 1: The Childhood ACES Scale-Parent 1 ([SCALE: CHILDHOOD ACES-PAR 1](#))

Loop 1: ACES –Household Challenges-Parent 1 Subscale ([SUBSCALE: ACES-HH CHALLENGES -PAR 1](#))

Loop 1: ACES –Abuse - Parent 1 Subscale ([SUBSCALE: ACES-ABUSE-PAR 1](#))

Loop 1: ACES –Neglect -Parent 1 Subscale ([SUBSCALE: ACES-NEGLECT-PAR 1](#))

Loop 2: The Childhood ACES Scale-Parent 2 ([SCALE: CHILDHOOD ACES-PAR 2](#))

Loop 2: ACES –Household Challenges-Parent 2 Subscale ([SUBSCALE: ACES-HH CHALLENGES -PAR 2](#))

Loop 2: ACES –Abuse - Parent 2 Subscale ([SUBSCALE: ACES-ABUSE-PAR 2](#))

Loop 2: ACES –Neglect -Parent 2 Subscale ([SUBSCALE: ACES-NEGLECT-PAR 2](#))

H35 is a component of the [Childhood ACES Scale](#) and the [Childhood ACES Household Challenges Subscale](#)


H35. (CATI) Now, let's talk about the [*LOOP 1*: person who spent the most time raising you / *LOOP 2*: other person who raised you.] During your childhood, before you were 18 years old, did [your] [*LOOP 1*: [[H34A]] / *LOOP 2*: [[H34B]] / this person] ever have problems with anxiety?

(WEB) During your childhood, before you were 18 years old, did [your] [*LOOP 1*: [[H34A]] / the person who spent the most time raising you] / *LOOP 2*: [[H34B]] / the other person who raised you]] ever have problems with anxiety?

1. Yes  5. No → GO TO H36



H35A is a component of the [Childhood ACES Scale](#)

H35A. (CATI)  [Page 70](#)

Before you were 18, was this during all, most, some, or only a little of your childhood?

1. All  2. Most  3. Some  4. Only a little

(WEB) Was this during...?

1. All of your childhood  2. Most of your childhood

3. Some of your childhood  4. Only a little of your childhood

H35B is a component of the [Childhood ACES Scale](#)

H35B. (CATI) (Before you were 18,) did [she / he / he or she] ever get professional treatment for [her / his / his or her] anxiety?

(WEB) Did [she / he / he or she] ever get professional treatment for [her / his / his or her] anxiety?

1. Yes  5. No

H35C is a component of the [Childhood ACES Scale](#)

H35C. (CATI) (Before you were 18,) was [she / he / he or she] ever hospitalized for [her / his / his or her] anxiety?

(WEB) Was [she / he / he or she] ever hospitalized for [her / his / his or her] anxiety?

1. Yes  5. No

H35D is a component of the [Childhood ACES Scale](#)

H35D. (CATI) (Before you were 18,) did [her / his / his or her] anxiety interfere a lot with [her / his / his or her] life or activities?

(WEB) Did [her / his / his or her] anxiety interfere a lot with [her / his / his or her] life or activities?

1. Yes  5. No

H36 is a component of the [Childhood ACES Scale](#) and the [Childhood ACES Household Challenges Subscale](#)


H36. (CATI) (During your childhood, before you were 18 years old), did [your / (your)] [[LOOP 1: [[H34A] / this person] LOOP 2: [[H34B] / this person]]] ever have periods lasting 2 weeks or more where [she/he/he or she] was sad or depressed most of the time?

(WEB) During your childhood, before you were 18, did [your] [LOOP 1: [[[H34A] / the person who spent the most time raising you] / LOOP 2: [[H34B] / the other person who raised you]]] ever have periods lasting 2 weeks or more where [she /he / he or she] was sad or depressed most of the time?

1. Yes  5. No → GO TO H37



H36A is a component of the [Childhood ACES Scale](#)

H36A. (CATI)  [Page 70](#)

Before you were 18, was this during all, most, some, or only a little of your childhood?

1. All  2. Most  3. Some  4. Only a little

(WEB) Was this during...?

1. All of your childhood  2. Most of your childhood

3. Some of your childhood  4. Only a little of your childhood

H36B is a component of the [Childhood ACES Scale](#)

H36B. (CATI) (Before you were 18,) did [she / he / he or she] ever get professional treatment for [her / his / his or her] sadness or depression?

(WEB) Did [she / he / he or she] ever get professional treatment for [her / his / his or her] sadness or depression?

1. Yes  5. No

H36C is a component of the [Childhood ACES Scale](#)

H36C. (CATI) (Before you were 18,) was [she / he / he or she] ever hospitalized for [her / his / his or her] sadness or depression?

(WEB) Was [she / he / he or she] ever hospitalized for [her / his / his or her] sadness or depression?

1. Yes  5. No

H36D is a component of the [Childhood ACES Scale](#)

H36D. (CATI) (Before you were 18,) did [her / his / his or her] sadness or depression interfere a lot with [her / his / his or her] life or activities?

(WEB) Did [her / his / his or her] sadness or depression interfere a lot with [her / his / his or her] life or activities?

1. Yes  5. No

H37 is a component of the [Childhood ACES Scale](#) and the [Childhood ACES Household Challenges Subscale](#)

H37. (CATI) (During your childhood, before you were 18 years old), was [your / (your)] [[LOOP 1: [[H34A] / this person] LOOP 2: [[H34B] / this person]]] a problem drinker or alcoholic?

(WEB) During your childhood, before you were 18, was [your] [LOOP 1: [[[H34A] / the person who spent the most time raising you] / LOOP 2: [[H34B] / the other person who raised you]]] a problem drinker or alcoholic?

1. Yes  5. No → GO TO H38



H37A is a component of the [Childhood ACES Scale](#)

H37A. (CATI) [Page 70](#)

Before you were 18, was this during all, most, some, or only a little of your childhood?

1. All  2. Most  3. Some  4. Only a little

(WEB) Was this during ...?

1. All of your childhood  2. Most of your childhood  
 3. Some of your childhood  4. Only a little of your childhood

H37B is a component of the [Childhood ACES Scale](#)

H37B. (CATI) (Before you were 18,) did [she / he / he or she] ever get professional treatment for [her / his / his or her] drinking?

(WEB) Did [she / he / he or she] ever get professional treatment for [her / his / his or her] drinking?

1. Yes  5. No

H37C is a component of the [Childhood ACES Scale](#)

H37C. (CATI) (Before you were 18,) was [she / he / he or she] ever hospitalized for [her / his / his or her] drinking?

(WEB) Was [she / he / he or she] ever hospitalized for [her / his / his or her] drinking?

1. Yes  5. No

H37D is a component of the [Childhood ACES Scale](#)

H37D. (CATI) (Before you were 18,) did [her / his / his or her] drinking interfere a lot with [her / his / his or her] life or activities?

(WEB) Did [her / his / his or her] drinking interfere a lot with [her / his / his or her] life or activities?

1. Yes  5. No

H38 is a component of the [Childhood ACES Scale](#) and the [Childhood ACES Household Challenges Subscale](#)

H38. (CATI) (During your childhood, before you were 18 years old), did [your / (your)] [[LOOP 1: [[H34A] / this person] LOOP 2: [[H34B] / this person]]] use illegal street drugs or abuse prescription medications?

(WEB) During your childhood, before you were 18, did [your] [LOOP 1: [[H34A] / the person who spent the most time raising you] / LOOP 2: [[H34B] / the other person who raised you]] use illegal street drugs or abuse prescription medications?

1. Yes  5. No → GO TO H39

↓

H38A is a component of the [Childhood ACES Scale](#)

H38A. (CATI) [Page 70](#)

Before you were 18, was this during all, most, some, or only a little of your childhood?

1. All  2. Most  3. Some  4. Only a little

(WEB) Was this during ...?

1. All of your childhood  2. Most of your childhood  
 3. Some of your childhood  4. Only a little of your childhood

H38B is a component of the [Childhood ACES Scale](#)

H38B. (CATI) (Before you were 18,) did [she / he / he or she] ever get professional treatment for [her / his / his or her] drug use?

(WEB) Did [she / he / he or she] ever get professional treatment for [her / his / his or her] drug use?

1. Yes  5. No



H38C is a component of the [Childhood ACES Scale](#)

H38C. (CATI) (Before you were 18,) was [she / he / he or she] ever hospitalized for [her / his / his or her] drug use?

(WEB) Was [she / he / he or she] ever hospitalized for [her / his / his or her] drug use?

1. Yes  5. No

H38D is a component of the [Childhood ACES Scale](#)

H38D. (CATI) (Before you were 18,) did [her / his / his or her] drug use interfere a lot with [her / his / his or her] life or activities?

(WEB) Did [her / his / his or her] drug use interfere a lot with [her / his / his or her] life or activities?

1. Yes  5. No

H39 is a component of the [Childhood ACES Scale](#) and the [Childhood ACES Household Challenges Subscale](#)

H39. (CATI) (During your childhood, before you were 18 years old), did [your / (your)] [[LOOP 1: [[H34A] / this person] LOOP 2: [[H34B] / this person]]] ever have any other psychological, developmental or behavioral conditions?

(WEB) During your childhood, before you were 18, did [your] [LOOP 1: [[H34A] / the person who spent the most time raising you] / LOOP 2: [[H34B] / the other person who raised you]] ever have any other psychological, developmental or behavioral conditions?

1. Yes  5. No → GO TO H40

↓


H39A is a component of the [Childhood ACES Scale](#)

H39A. (CATI) What condition(s) did [she / he / he or she] have?

- PROBE: Any others?

(WEB) What condition(s) did [your] [mother / step-mother / [H34(A/B)F[N]RSPEC] / father / step-father / [H34(A/B)M[N]RSPEC] / the person who spent the most time raising you / the other person who raised you] have?

H39B is a component of the [Childhood ACES Scale](#)

H39B. (CATI)  Page 70

Before you were 18, was this during all, most, some, or only a little of your childhood?

1. All  2. Most  3. Some  4. Only a little

(WEB) Was this during ...?

H39C is a component of the [Childhood ACES Scale](#)

H39C. (CATI) (Before you were 18,) did [she / he / he or she] ever get professional treatment for [her / his / his or her] condition(s)?

(WEB) Did [she / he / he or she] ever get professional treatment for [her / his / his or her] condition(s)?

1. Yes  5. No

H39D is a component of the [Childhood ACES Scale](#)

H39D. (CATI) (Before you were 18,) was [she / he / he or she] ever hospitalized for [her / his / his or her] condition(s)?

(WEB) Was [she / he / he or she] ever hospitalized for [her / his / his or her] condition(s)?

1. Yes  5. No

H39E is a component of the [Childhood ACES Scale](#)

H39E. (CATI) (Before you were 18,) did [her / his / his or her] condition(s) interfere a lot with [her / his / his or her] life or activities?

(WEB) Did [her / his / his or her] condition(s) interfere a lot with [her / his / his or her] life or activities?

1. Yes  5. No

H40 is a component of the [Childhood ACES Scale](#) and the [Childhood ACES Household Challenges Subscale](#)

H40. (CATI) (During your childhood, before you were 18 years old), did [your / (your)] [[LOOP 1: [[H34A] / this person/ LOOP 2: [[H34B] / this person]]] serve time or was [she / he / he or she] sentenced to serve time in a prison, jail, or other correctional facility?

(WEB) During your childhood, before you were 18 years old, did [your] [LOOP 1: [[H34A] / the person who spent the most time raising you] / LOOP 2: [[H34B] / the other person who raised you]] serve time or was [she / he / he or she] sentenced to serve time in a prison, jail, or other correctional facility?

1. Yes  5. No

**END H35\_H40**

H41CKPT. CAI Checkpoint: Number of People Who Raised R

1. One Person Raised R (H32=1)  5. Two People Raised R (H32=2) → Repeat H35–H40;  
Then GO TO H42CKPT



H42CKPT. CAI Checkpoint: Whether the 2 People Who Raised R Were Married or Living As Married

1. Married or Living As Married (H33=Yes)  5. All Others → GO TO H43



H42 is a component of the [Childhood ACES Scale](#) and the [Childhood ACES Household Challenges Subscale](#)

H42. (CATI) Did [your / (your)] [[LOOP 1: [[H34A] / this person/ LOOP 2: [[H34B] / this person]]] separate or divorce during your childhood, that is, before you were 18 years old?

(WEB) During your childhood, before you were 18 years old, did [your] [[LOOP 1: [[H34A] / the person who spent the most time raising you] / LOOP 2: [[H34B] / the other person who raised you]] and [your] [[LOOP 1: [[H34A] / the person who spent the most time raising you] / LOOP 2: [[H34B] / the other person who raised you]]] separate or divorce during your childhood?

1. Yes  5. No

H43, H44, H45, H46, H47

H43 is a component of the [Childhood ACES Scale](#) and the [Childhood ACES Household Challenges Subscale](#) (CATI) H43. [Page 71](#)

Before you were 18 years old, how often did [ONE PERSON RAISED R: [H34A=1-3, 6-8: your [H34A] / H34A=4, 5, 9, 10: (your) [H34A] / H34A=DK/RF: the person who raised you] and another adult TWO PEOPLE RAISED R: [H34A=1-3, 6-8: your [H34A] / H34A=4, 5, 9, 10: (your) [H34A] and [H34B=1-3, 6-8: your [H34B] / H34B=4, 5, 9, 10: (your) [H34B] / H34A=DK/RF and H34B=DK/RF: the 2 people who raised you] swear at each other, insult each other, or put each other down? Would you say often, sometimes, not very often, or never?

- If R says only one parent did this, PROBE: Would you say this happened often, sometimes, not very often, or never?
- Whatever it means to you IS allowed

1. Often 2. Sometimes 3. Not very often 4. Never

H44 is a component of the [Childhood ACES Scale](#) and the [Childhood ACES Household Challenges Subscale](#) H44. [Page 71](#)

(Before you were 18 years old, how often did [your/(your)] [[H34A] and [your/(your)] [H34B] / [the 2 people who raised you]] push, grab, or shove each other?

(Would you say often, sometimes, not very often, or never?)

- If R says only one parent did this, PROBE: Would you say this happened often, sometimes, not very often, or never?
- Whatever it means to you IS allowed

1. Often 2. Sometimes 3. Not very often 4. Never

H45 is a component of the [Childhood ACES Scale](#) and the [Childhood ACES Household Challenges Subscale](#) H45. [Page 71](#)

(Before you were 18 years old, how often [your/(your)] [[H34A] and [your/(your)] [H34B] / [the 2 people who raised you]] throw something at each other?

(Would you say often, sometimes, not very often, or never?)

- If R says only one parent did this, PROBE: Would you say this happened often, sometimes, not very often, or never?
- Whatever it means to you IS allowed

1. Often 2. Sometimes 3. Not very often 4. Never

H46 is a component of the [Childhood ACES Scale](#) and the [Childhood ACES Household Challenges Subscale](#) H46. [Page 71](#)

(Before you were 18 years old, how often did [your/(your)] [[H34A] and [your/(your)] [H34B] / [the 2 people who raised you]] slap or hit each other?

(Would you say often, sometimes, not very often, or never?)

- If R says only one parent did this, PROBE: Would you say this happened often, sometimes, not very often, or never?
- Whatever it means to you IS allowed

1. Often 2. Sometimes 3. Not very often 4. Never

H47 is a component of the [Childhood ACES Scale](#) and the [Childhood ACES Household Challenges Subscale](#)

H47.  Page 71

(Before you were 18 years old, how often did [your/(your)] [[H34A] and [your/(your)] [H34B] / [the 2 people who raised you]] physically harm each other in any other way?

(Would you say often, sometimes, not very often, or never?)

- If R says only one parent did this, PROBE: Would you say this happened often, sometimes, not very often, or never?
- Whatever it means to you IS allowed

1. Often   2. Sometimes   3. Not very often   4. Never

H43-H47 are components of the [Childhood ACES Scale](#) and the [Childhood ACES Household Challenges Subscale](#)


(WEB) Before you were 18 years old, how often did [your] [[H34A] and [your] [H34B] / [the 2 people who raised you]] do each of the following to EACH OTHER?

	Often	Sometimes	Not very often	Never
H43. Swear at each other, insult each other, or put each other down	1	2	3	4
H44. Push, grab, or shove each other	1	2	3	4
H45. Throw something at each other	1	2	3	4
H46. Slap or hit each other	1	2	3	4
H47. Physically harm each other in any other way	1	2	3	4

#### SECTION\_H\_RAISEPEOPLE.H48\_H55[1-2] [1]=[H34A], [2]=[H34B]

H48, H49, H50, H51, H52

H48 is a component of the [Childhood ACES Scale](#) and the [Childhood ACES Abuse Subscale](#)

(CATI) H48.  Page 71

Before you were 18 years old, how often did [your / (your)] [[LOOP 1: [[H34A] / the person who spent the most time raising you] / LOOP 2: [[H34B] / the other person who raised you]] swear at you, insult you, or put you down? Would you say often, sometimes, not very often, or never?

- Whatever it means to you IS allowed

1. Often   2. Sometimes   3. Not very often   4. Never

H49 is a component of the [Childhood ACES Scale](#) and the [Childhood ACES Abuse Subscale](#)

H49.  Page 71

(Before you were 18 years old, how often did [your / (your)] [[LOOP 1: [[H34A] / the person who spent the most time raising you] / LOOP 2: [[H34B] / the other person who raised you]]) push, grab, or shove you?

(Would you say often, sometimes, not very often, or never?)

- Whatever it means to you IS allowed

1. Often   2. Sometimes   3. Not very often   4. Never

H50 is a component of the [Childhood ACES Scale](#) and the [Childhood ACES Abuse Subscale](#)

H50.  Page 71

(Before you were 18 years old, how often did [your / (your)] [[LOOP 1: [[H34A] / the person who spent the most time raising you] / LOOP 2: [[H34B] / the other person who raised you]]) throw something at you?

(Would you say often, sometimes, not very often, or never?)

- Whatever it means to you IS allowed

1. Often   2. Sometimes   3. Not very often   4. Never

H51 is a component of the [Childhood ACES Scale](#) and the [Childhood ACES Abuse Subscale](#)

H51. [Page 71](#)

(Before you were 18 years old, how often did [your / (your)] [[*LOOP 1*: [[H34A] / the person who spent the most time raising you] / *LOOP 2*: [[H34B] / the other person who raised you]]) slap or hit you?

(Would you say often, sometimes, not very often, or never?)

- **Whatever it means to you IS allowed**

1. Often  2. Sometimes  3. Not very often  4. Never

H52 is a component of the [Childhood ACES Scale](#) and the [Childhood ACES Abuse Subscale](#)

H52. [Page 71](#)

(Before you were 18 years old, how often did [your / (your)] [[*LOOP 1*: [[H34A] / the person who spent the most time raising you] / *LOOP 2*: [[H34B] / the other person who raised you]]) physically harm you in any other way?

(Would you say often, sometimes, not very often, or never?)

- **Whatever it means to you IS allowed**

1. Often  2. Sometimes  3. Not very often  4. Never

H48-H52 are components of the [Childhood ACES Scale](#) and the [Childhood ACES Abuse Subscale](#)

(*WEB*) Before you were 18, how often did [your] [[*LOOP 1*: [[H34A] / the person who spent the most time raising you] / *LOOP 2*: [[H34B] / the other person who raised you]]) do each of the following to YOU?

H48. Swear at you, insult you, or put you down

H49. Push, grab, or shove you

H50. Throw something at you

H51. Slap or hit you

H52. Physically harm you in any other way

	Often	Sometimes	Not very often	Never
H48.	<input type="checkbox"/> 1	<input type="checkbox"/> 2	<input type="checkbox"/> 3	<input type="checkbox"/> 4
H49.	<input type="checkbox"/> 1	<input type="checkbox"/> 2	<input type="checkbox"/> 3	<input type="checkbox"/> 4
H50.	<input type="checkbox"/> 1	<input type="checkbox"/> 2	<input type="checkbox"/> 3	<input type="checkbox"/> 4
H51.	<input type="checkbox"/> 1	<input type="checkbox"/> 2	<input type="checkbox"/> 3	<input type="checkbox"/> 4
H52.	<input type="checkbox"/> 1	<input type="checkbox"/> 2	<input type="checkbox"/> 3	<input type="checkbox"/> 4

H53 is a component of the [Childhood ACES Scale](#) and the [Childhood ACES Neglect Subscale](#)

H53. (*CATI*) [Page 72](#)

(Before you were 18 years old), how emotionally close were you with [your / (your)] [[*LOOP 1*: [[H34A] / the person who spent the most time raising you] / *LOOP 2*: [[H34B] / the other person who raised you]])? Would you say very, somewhat, not very, or not at all?

- **Whatever it means to you IS allowed**

(*WEB*) During your childhood, before you were 18 years old:

How emotionally close were you with [your] [[*LOOP 1*: [[H34A] / the person who spent the most time raising you] / *LOOP 2*: [[H34B] / the other person who raised you]]?

1. Very  2. Somewhat  3. Not very  4. Not at all

H54 is a component of the [Childhood ACES Scale](#) and the [Childhood ACES Neglect Subscale](#)

H54. (*CATI*) [Page 73](#)

(Before you were 18 years old), how much love and affection did [your / (your)] [[*LOOP 1*: [[H34A] / the person who spent the most time raising you] / *LOOP 2*: [[H34B] / the other person who raised you]]) give you?

(Would you say a lot, some, a little, or not at all?)

- **Whatever it means to you IS allowed**

(*WEB*) How much love and affection did [your] [[*LOOP 1*: [[H34A] / the person who spent the most time raising you] / *LOOP 2*: [[H34B] / the other person who raised you]] give you?

1. A lot  2. Some  3. A little  4. Not at all

H55 is a component of the [Childhood ACES Scale](#) and the [Childhood ACES Neglect Subscale](#)

H55. (CATI) [Page 73](#)

(Before you were 18 years old), how much effort did [your / (your)] [[LOOP 1: [[H34A] / the person who spent the most time raising you] / LOOP 2: [[H34B] / the other person who raised you]] put into watching over you and making sure you had a good upbringing?

(Would you say a lot, some, a little, or not at all?)

- **Whatever it means to you IS allowed**

(WEB) How much effort did [your] [[LOOP 1: [[H34A] / the person who spent the most time raising you] / LOOP 2: [[H34B] / the other person who raised you]] put into watching over you and making sure you had a good upbringing?

1. A lot   2. Some   3. A little   4. Not at all

**END H48\_H55**

H56CKPT. CAI Checkpoint: Number of People Who Raised R

1. One Person Raised R (H32=1)	5. Two People Raised R (H32=2)	→ Repeat H48-H55; Then GO TO H56
↓		

**END RAISESPEOPLE**

H56, H57

H56 is a component of the [Childhood ACES Scale](#) and the [Childhood ACES Neglect Subscale](#)

(CATI) H56. [Page 74](#)

Before you were 18, how often was there someone to take care of you and protect you? Would you say often, sometimes, not very often, or never?

- **Whatever it means to you IS allowed**

1. Often   2. Sometimes   3. Not very often   4. Never

H57 is a component of the [Childhood ACES Scale](#) and the [Childhood ACES Neglect Subscale](#)

H57. [Page 74](#)

(Before you were 18,) how often was there someone to take you to the doctor if you needed it?

(Would you say often, sometimes, not very often, or never?)

- **Whatever it means to you IS allowed**

1. Often   2. Sometimes   3. Not very often   4. Never

H56-H57 are components of the [Childhood ACES Scale](#) and the [Childhood ACES Neglect Subscale](#)

(WEB) Before you were 18 years old, how often was there someone:   Often   Sometimes   Not very often   Never

H56. To take care of you and protect you

1	2	3	4
---	---	---	---

H57. To take you to the doctor if you needed it

1	2	3	4
---	---	---	---

H58, H59

H58 is a component of the [Childhood ACES Scale](#) and the [Childhood ACES Neglect Subscale \(CATI\)](#) H58. [Page 74](#)

Before you were 18, how often did you not have enough to eat? Would you say often, sometimes, not very often, or never?

- [Whatever it means to you IS allowed](#)

1. Often 2. Sometimes 3. Not very often 4. Never

(WEB) Before you were 18, how often did you NOT have enough to eat?

1. Often 2. Sometimes 3. Not very often 4. Never

H59 is a component of the [Childhood ACES Scale](#) and the [Childhood ACES Neglect Subscale](#)

H59. [Page 74](#)

Before you were 18, how often did you not have a safe place to stay? (Would you say often, sometimes, not very often, or never?)

- [Whatever it means to you IS allowed](#)

1. Often 2. Sometimes 3. Not very often 4. Never

(WEB) Before you were 18, how often did you NOT have a safe place to stay?

1. Often 2. Sometimes 3. Not very often 4. Never

#### Medical Home, Transition to Adult Health Care

H60A. (CATI) Is there a place you usually go when you are sick or need routine care, such as a physical examination or checkup?

- [IF needed, PROBE: This includes in person and telemedicine visits](#)

(WEB) Is there a place you USUALLY go when you are sick or need routine care, such as a physical examination or checkup?

*This includes in person and telemedicine visits.*

1. Yes 5. No

H60B. (CATI/WEB) [Page 75](#)

When you are sick or need routine care, where do you usually go?

- [READ list if needed or R is not using the Response Booklet, pausing after each option to allow R to respond](#)

1. Doctor's office or health center

2. Walk-in clinic, urgent care center, or retail clinic in a pharmacy or grocery store

3. Emergency room

4. VA Medical Center or VA outpatient clinic

5. Some other place

6. Do not go to the same place most often

H60C. (CATI/WEB) Do you have a health care provider such as a doctor, nurse practitioner, or physician assistant who is your primary care provider?

1. Yes 5. No

H60D. (CATI/WEB)  Page 76

What type of health care provider do you usually see when you are sick or need routine care?

- READ list if needed or R is not using the Response Booklet, pausing after each option to allow R to respond

1. A doctor or nurse who treats only children, teenagers, or young adults GO TO H60E

2. A doctor or nurse who treats only adults

3. A doctor or nurse who treats patients of all ages

GO TO H60FCKPT

H60E. (CATI/WEB) Has your health care provider talked with you about eventually seeing doctors or other health care providers who treat adults?

1. Yes


5. No

## H60FCKPT. CAI Checkpoint: R Age

1. R is 18-25 Years Old (RAGE=18-25) 5. All Others → GO TO H60



H60F, H60G, H60H, H60I, H60J, H60K

H60F. (CATI)  Page 77

How much responsibility do you currently take for...

Choosing which doctor or health care facility to visit about your health?


(Would you say a parent or caregiver is completely responsible for this, responsibility is shared between you and a parent or caregiver, you are completely responsible for this, or this responsibility does not apply to your situation?)

1. A parent or caregiver is completely responsible for this

2. Responsibility is shared between me and a parent or caregiver

3. I am completely responsible for this

5. Does not apply

H60G. (CATI)  Page 77

(How much responsibility do you currently take for...)

Deciding when to see a doctor or health care provider about your health?

(Would you say a parent or caregiver is completely responsible for this, responsibility is shared between you and a parent or caregiver, you are completely responsible for this, or this responsibility does not apply to your situation?)


1. A parent or caregiver is completely responsible for this

2. Responsibility is shared between me and a parent or caregiver

3. I am completely responsible for this

5. Does not apply




H60H. (CATI)  Page 77

(How much responsibility do you currently take for...)

Making, keeping, and cancelling medical appointments?

(Would you say a parent or caregiver is completely responsible for this, responsibility is shared between you and a parent or caregiver, you are completely responsible for this, or this responsibility does not apply to your situation?)

- |                                                                  |
|------------------------------------------------------------------|
| 1. A parent or caregiver is completely responsible for this      |
| 2. Responsibility is shared between me and a parent or caregiver |
| 3. I am completely responsible for this                          |
| 5. Does not apply                                                |


H60I. (CATI)  Page 77

(How much responsibility do you currently take for...)

Managing prescriptions and medications?

(Would you say a parent or caregiver is completely responsible for this, responsibility is shared between you and a parent or caregiver, you are completely responsible for this, or this responsibility does not apply to your situation?)

- |                                                                  |
|------------------------------------------------------------------|
| 1. A parent or caregiver is completely responsible for this      |
| 2. Responsibility is shared between me and a parent or caregiver |
| 3. I am completely responsible for this                          |
| 5. Does not apply                                                |


H60J. (CATI)  Page 77

(How much responsibility do you currently take for...)

Talking with health care providers?

(Would you say a parent or caregiver is completely responsible for this, responsibility is shared between you and a parent or caregiver, you are completely responsible for this, or this responsibility does not apply to your situation?)

- |                                                                  |
|------------------------------------------------------------------|
| 1. A parent or caregiver is completely responsible for this      |
| 2. Responsibility is shared between me and a parent or caregiver |
| 3. I am completely responsible for this                          |
| 5. Does not apply                                                |

H60K. (CATI)  Page 77

(How much responsibility do you currently take for...)

Arranging payment for health care or medications?

(Would you say a parent or caregiver is completely responsible for this, responsibility is shared between you and a parent or caregiver, you are completely responsible for this, or this responsibility does not apply to your situation?)

- |                                                                  |
|------------------------------------------------------------------|
| 1. A parent or caregiver is completely responsible for this      |
| 2. Responsibility is shared between me and a parent or caregiver |
| 3. I am completely responsible for this                          |
| 5. Does not apply                                                |

(WEB) How much responsibility do you currently take for the following?	A parent or caregiver is completely responsible for this	Responsibility is shared between me and a parent or caregiver	I am completely responsible for this	Does not apply
H60F. Choosing WHICH doctor or health care facility to visit about your health?	1	2	3	5
H60G. Deciding WHEN TO SEE a doctor or health care provider about your health?	1	2	3	5
H60H. Making, keeping, and cancelling medical appointments?	1	2	3	5
H60I. Managing prescriptions and medications?	1	2	3	5
H60J. Talking with health care providers?	1	2	3	5
H60K. Arranging payment for health care or medications?	1	2	3	5

#### Checkups, Accidents, Hospital Stays

H60. (CATI) Now let's talk about your health as of recently. In the last 12 months, did you go to the doctor for a checkup?  
(WEB) In the LAST 12 MONTHS, did you go to the doctor for a checkup?

1. Yes  5. No

H61. (CATI) In the last 12 months, did you go to the dentist for a checkup?  
(WEB) In the LAST 12 MONTHS, did you go to the dentist for a checkup?

1. Yes  5. No

H62. (CATI) Have you had any major injuries in the last two years that required you to go to the hospital emergency room?  
(WEB) Have you had any major injuries in the LAST TWO YEARS that required you to go to the hospital emergency room?

1. Yes  5. No → GO TO H65CKPT



#### **SECTION\_H.H63B [1- 3]= Which injury**

H63. (CATI) In what year was [LOOP 1: your most recent / ALL OTHERS: the (next/other)] injury?

Enter Year: [P2YEAR]-[CURRENTYEAR]

Enter 9996: [P2YEAR]-[CURRENTYEAR], DK which year

(WEB) In what year was [LOOP 1: your most recent / ALL OTHERS: this] injury?

H63SPEC. (CATI) What was that injury?

(WEB) What was that injury?

H64. (CATI) Have you had any other major injuries in the last two years (that required you to go to the hospital emergency room)?

(WEB) Have you had any other major injuries in the LAST TWO YEARS that required you to go to the hospital emergency room?

→ Repeat H63 – H63SPEC; MAX =3;   
Then GO TO H65CKPT ↓

#### END H63B

H65CKPT. CAI Checkpoint: Whether R is PSID Head/Spouse/Partner or OFUM

<input type="text" value="1. RP/SP (PRELOAD.HWQW=1, 2, 3)"/>	→ GO TO H82	<input type="text" value="2. OFUM (PRELOAD.HWQW=4)"/>
		↓

H65. (CATI/WEB) Were you a patient in a hospital overnight or longer at any time during [PYEAR]?

→ GO TO H68



H66, H67

(CATI) H66. How long were you in a hospital altogether in [PYEAR]?

- ENTER amount here, then SELECT unit of time on next screen (Nights, Weeks)

→ GO TO H68



H67. The amount entered is: [H66]

- SELECT the unit of time below

CHECK: The number entered must be from 1 to [365 / 52].

(WEB) H66, H67. How long were you in a hospital altogether in [PYEAR]?

SIGNAL: Please select a unit of time.  
 CHECK: Please enter a number from 1 to [365 / 52].

#### Health Care Coverage


H68. (CATI) Next, please think about your health insurance, including coverage obtained through employment, or purchased directly, or through a government program like Medicare and Medicaid. Do you currently have health insurance or health care coverage?

- [D46=HEALTH PLAN: IF needed: Including the health insurance you receive through [EMPLOYER].]

(WEB) Do you currently have health insurance or health care coverage? This includes coverage obtained through employment, or purchased directly, or through a government program like Medicare and Medicaid.

→ GO TO H74



H69. (CATI)  Page 78

What is the source of your health insurance or health care coverage -- is it provided through an employer, privately purchased, a government program like Medicare or Medicaid, or what?

- **IF needed/IF R mentions the name of the provider:** Is it provided through an employer, privately purchased, a government program like Medicare or Medicaid, or what?
- **IF R mentions government plan:** Is that Medicare, Medi-gap, Medicaid or a state program, military provided such as Tricare, ChampUS or ChampVA, Indian health insurance, or some other plan?
- **IF needed (if Affordable Care Act/Obamacare/Health Insurance mentioned):** Was that a privately purchased health insurance plan or Medicaid/[STATEMEDPROG]/[SCHIPNAME]?
- **IF R mentions that they are on their parent's insurance plan, but do not know what kind, ENTER [97]**
- **ENTER all that apply**
- **PROBE:** Any others?

1. Health insurance through R's/someone else's current or former employer	
2. Health insurance purchased privately	3. Medicare
4. Medi-Gap/Supplemental	5. Medicaid/[STATEMEDPROG]/[SCHIPNAME]
6. Military Health Care/Tricare (Active duty)	7. TRICARE/CHAMPUS/CHAMPVA (Dependents, veterans)
8. Indian Health Insurance	9. Other state-sponsored plan (not Medicaid)
10. Other government program	11. Veterans Administration (VA)
97. Other-specify	

**H69 SIGNAL- MEDICARE/MEDICAID NOT SELECTED:** *IWER: READ QUESTION TO VERIFY MEDICARE AND/OR MEDICAID COVERAGE: How about [[Medicare,] [Medicaid, [STATEMEDPROG] and [SCHIPNAME]] / [Medicare and] [Medicaid]]? (Do you have (this / any of these) health insurance(s) now?) IF "YES, ENTER [Close] or [Goto] to make Medicare / Medicaid selection(s). IF "NO", "DK", "RF", ENTER [Suppress] to go forward with interview.*

(WEB) What kind of health insurance or health care coverage do you have?

Please select all that apply.

1. Health insurance through your or someone else's current or former employer	
2. Health insurance purchased privately	3. Medicare
4. Medi-Gap/Supplemental	5. Medicaid/[STATEMEDPROG]/[SCHIPNAME]
6. Military Health Care/Tricare (Active duty)	7. TRICARE/CHAMPUS/CHAMPVA (Dependents, veterans)
8. Indian Health Insurance	9. Other state-sponsored plan (not Medicaid)
10. Other government program	11. Veterans Administration (VA)
97. Other	

H69SPEC Rule: H69 Selection

H69=Other	H69=Employer Provided	H69=Privately Purchased	All Others	→ GO TO H74
ASK H69SPEC	ASK H70	ASK H71		

PSID H61ESPEC

H69SPEC. (CATI) Could you tell me a little more about that other [H69=9: plan / H69=10: program / H69=97: plan or program]?

Health Plan(s) Selected:

[H69]

(WEB) Could you tell me a little more about that other [H69=9: plan / H69=10: program / H69=97: plan or program]?

String 100 → ASK H70 IF H69=1; ASK H71 IF H69=2; ALL OTHERS, GO TO H74

PSID H61F

H70. (CATI) Whose employer provides your health insurance?

[Health Plan\(s\) Selected:](#)

[H69]

- ENTER all that apply
- PROBE: Any others?

1. Respondent [CYNAMF CYNAML] → GO TO H71 IF H69=2; ALL OTHERS, GO TO H74

2. Parent/Stepparent of [CYNAMF CYNAML] → ASK H70A

3. Spouse or domestic partner of [CYNAMF CYNAML] → ASK H70B

7. Other person -specify (H70SPEC. Who is that (other person) whose employer provides your health insurance? (String 100)) → ASK H70C

DK/RF → GO TO H71 IF H69=2; ALL OTHERS, GO TO H74

(WEB) Whose EMPLOYER provides your health insurance?

Please select all that apply.

1. My employer → ASK H71 IF H69=2; ALL OTHERS, GO TO H74

2. My parent's or stepparent's employer → ASK H70A

3. My spouse or domestic partner's employer → ASK H70B

7. Someone else's employer – Please specify: (H70SPEC (String 100)) → ASK H70C

NA → GO TO H71 IF H69=2; ALL OTHERS, GO TO H74

H70A. (CATI) Is your parent or stepparent living with you?

(WEB) Is your parent or stepparent LIVING WITH you?

1. Yes 5. No

H70B. (CATI) Is your spouse or domestic partner living with you?

(WEB) Is your spouse or domestic partner LIVING WITH you?

1. Yes 5. No

H70C. (CATI) Is (that person/^H70SPEC) living with you?

(WEB) Is this person (^H70SPEC) LIVING WITH you?

1. Yes 5. No

PSID H61G

H71. (CATI) Who is the policy holder on your private health insurance?

[Health Plan\(s\) Selected:](#)

[H69]

- ENTER all that apply
- PROBE: Any others?
- IF needed: The policy holder is the person who purchased the insurance; other family members who are covered are called dependents.

1. Respondent [CYNAMF CYNAML] → GO TO H74

2. Parent/Stepparent of [CYNAMF CYNAML] → ASK H71A

4. Spouse or domestic partner of [CYNAMF CYNAML] → ASK H71C

3. Other person -specify (H71SPEC. Who is that (other person) who is the policy holder on your health insurance? (String 100)) → ASK H71B

DK/RF → GO TO H74

(WEB) Who is the policy holder on your private health insurance?

Please select all that apply.

1. I am → GO TO H74

2. A parent or stepparent → ASK H71A

4. My spouse or domestic partner → ASK H71C

3. Someone else – Please specify: (H71SPEC (String 100)) → ASK H71B

NA → GO TO H74

H71A. (CATI) Is your parent or stepparent living WITH you?

(WEB) Is your parent or stepparent LIVING WITH you?

1. Yes 5. No

H71B. (CATI) Is (that person/[H71SPEC]) living with you?

(WEB) Is this person ([H71SPEC] LIVING WITH you?

1. Yes 5. No

H71C. (CATI) Is your spouse or domestic partner living with you?

(WEB) Is your spouse or domestic partner LIVING WITH you?

1. Yes 5. No

PSID H61K

H74. (CATI/WEB) Did you go without health insurance at any time during [P2YEAR] or [PYEAR]?

1. Yes 5. No → GO TO H77



PSID H61M

H75. (CATI) For how many months in [P2YEAR] were you uninsured?

0 – 12

(WEB) For how many months in [P2YEAR] were you uninsured?

0 – 12 Months CHECK: Please enter a number from 0 to 12.

PSID H61N

H76. (CATI) (For how many months) in [PYEAR] (were you uninsured)?

0 – 12

(WEB) For how many months in [PYEAR] were you uninsured?

0 – 12 Months CHECK: Please enter a number from 0 to 12.

Weight and HeightThe BMI Scale (SCALE: BODY MASS INDEX, SCALE SCORE: BODY MASS INDEX)

H77, H77KILO, H78FT, H78IN, H78METER

Weight*(CATI) PSID H22*H77 is a component of the [BMI Scale](#)

H77. About how much do you weigh?

- ENTER weight in pounds or press [Enter] to continue to next screen for kilograms
- ROUND DOWN for fractions less than ½ (0.5)
- ROUND UP for fractions ½ (0.5) or more

[Enter] 50 – 997 → GO TO H78FT *SIGNAL for H77>400: Interviewer Checkpoint: You have entered R's weight as [H77] pounds. Without asking R, If this is correct, select SUPPRESS to continue. If this is not correct, select CLOSE and correct H77.*

↓

*PSID H22Kilo*H77KILO is a component of the [BMI Scale](#)

H77KILO. (About how much do you weigh?)

- ENTER weight in kilograms
- If more than 180 kilograms, ENTER [180]

36.0 – 453.2

Height*PSID H23FT*H78FT is a component of the [BMI Scale](#)

H78FT. How tall are you?

- ENTER height in feet and inches or press [Enter] to continue to next screen for meters

[Enter]

↓

*PSID H23Meter*H78METER is a component of the [BMI Scale](#)

H78METER. (How tall are you?)

- ENTER height in meters

0.06 – 3.03

0 – 7

DK/RF

→ GO TO H82

↓

*PSID H23IN*H78IN is a component of the [BMI Scale](#)

H78IN. (How tall are you?)

[H78FT] feet, \_\_\_\_ inches

- ROUND DOWN for fractions less than ½ (0.5)
- ROUND UP for fractions ½ (0.5) or more

0 – 11

H77, H77KILO, H78FT, H78IN, and H78METER are components of the [BMI Scale](#)  
(WEB) H77, H77KILO, H78FT, H78IN, H78METER. Please enter your height and weight.

*default version*

Height

Feet

To enter metric units instead, click here.

Inches

Weight

Pounds

*alternate version*

Height

Meters

To enter standard units instead, click here.

Weight

Kilograms

CHECK: Please enter a number from [*Pounds: 50 to 999 / Kilos: 36.0 to 453.2 / Meters: 0.60 to 3.03*].

### Sleeping

H82. (CATI) How many hours do you usually sleep in a 24-hour period?

(WEB) How many hours do you usually sleep in a 24-hour period?

CHECK: "0" is not allowed.

### Mental Health

The K-6 Non-Specific Psychological Distress Scale ([SCALE: NON-SPEC PSYCH DISTRESS K6 \(PSYCHDIST\)](#), [SCALE SCORE: NON-SPEC PSYCH DISTRESS K6](#))

H83A, H83B, H83C, H83D, H83E, H83F

H83A is a component of the [K-6 Non-Specific Psychological Distress Scale](#)

(CATI) H83A. [Page 79](#)

Now I would like to ask you some questions about how you have been feeling. During the past 30 days, how often did you feel nervous?

Would you say all of the time, most of the time, some of the time, a little of the time, or none of the time?

H83B is a component of the [K-6 Non-Specific Psychological Distress Scale](#)

H83B. [Page 79](#)

(During the past 30 days, how often did you...)

Feel hopeless?

(Would you say all of the time, most of the time, some of the time, a little of the time, or none of the time?)



H83C is a component of the [K-6 Non-Specific Psychological Distress Scale](#)

H83C.  Page 79

(During the past 30 days, how often did you...)

Feel restless or fidgety?

(Would you say all of the time, most of the time, some of the time, a little of the time, or none of the time?)

1. All of the time 2. Most of the time 3. Some of the time 4. A little of the time 5. None of the time

H83D is a component of the [K-6 Non-Specific Psychological Distress Scale](#)

H83D.  Page 79

(During the past 30 days, how often did you...)

Feel that everything was an effort?

(Would you say all of the time, most of the time, some of the time, a little of the time, or none of the time?)

1. All of the time 2. Most of the time 3. Some of the time 4. A little of the time 5. None of the time

H83E is a component of the [K-6 Non-Specific Psychological Distress Scale](#)

H83E.  Page 79

(During the past 30 days, how often did you...)

Feel so sad nothing could cheer you up?

(Would you say all of the time, most of the time, some of the time, a little of the time, or none of the time?)

1. All of the time 2. Most of the time 3. Some of the time 4. A little of the time 5. None of the time

H83F is a component of the [K-6 Non-Specific Psychological Distress Scale](#)

H83F.  Page 79

(During the past 30 days, how often did you...)

Feel worthless?

(Would you say all of the time, most of the time, some of the time, a little of the time, or none of the time?)

1. All of the time 2. Most of the time 3. Some of the time 4. A little of the time 5. None of the time

H83A-H83F are components of the [K-6 Non-Specific Psychological Distress Scale](#)

(WEB) During the PAST 30 DAYS, how often did you feel each of the following?

	All of the time	Most of the time	Some of the time	A little of the time	None of the time
H83A. Nervous	1	2	3	4	5
H83B. Hopeless	1	2	3	4	5
H83C. Restless or fidgety	1	2	3	4	5
H83D. That everything was an effort	1	2	3	4	5
H83E. So sad nothing could cheer you up	1	2	3	4	5
H83F. Worthless	1	2	3	4	5

H83CKPT. CAI Checkpoint: Whether All H83A–H83F = None of the Time

1. None of the Time (All Items H83A–H83F=5 or NA) → GO TO H84 5. All Others



H83G is a component of the [K-6 Non-Specific Psychological Distress Scale](#)

H83G. (CATI) [Page 80](#)

How much do these feelings usually interfere with your life or activities – a lot, some, a little, or not at all?  
(WEB) How much do these feelings usually interfere with your life or activities?

#### CIDI Screener

H84 is a component of the [CIDI SCREENER](#)

H84. (CATI) In the past 12 months, have you had two weeks or longer when nearly every day you felt sad, empty, or depressed for most of the day?

(WEB) In the PAST 12 MONTHS, have you had TWO WEEKS OR LONGER when nearly every day you felt sad, empty, or depressed for most of the day?

→ GO TO H86CKPT



H85 is a component of the [CIDI SCREENER](#)

H85. (CATI) In the past 12 months, have you had two weeks or longer when you lost interest in most things like work, hobbies, and other things you usually enjoyed?

(WEB) In the PAST 12 MONTHS, have you had TWO WEEKS OR LONGER when you lost interest in most things like work, hobbies, and other things you usually enjoyed?

#### Tobacco and Vaping

H86CKPT. CAI Checkpoint: Whether R is PSID Reference Person/Spouse/Partner or OFUM

→ GO TO H94CKPT



#### *PSID H13*

H86. (CATI/WEB) Do you smoke cigarettes?

→ GO TO H90CKPT



#### *PSID H14*

H87. (CATI) On average, how many cigarettes per day do you usually smoke?

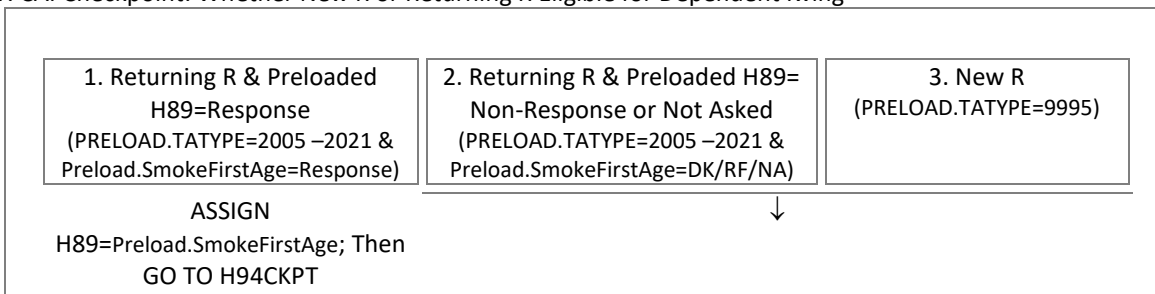
- **DEFINITION:** A standard pack of American cigarettes contains 20 cigarettes

SIGNAL H87 >200: IWER: You entered that R smokes [H87] cigarettes per day. If this is correct, enter ALT-S to continue. If this is not correct, enter ALT-G to go back and correct H87.

(WEB) On average, how many cigarettes per day do you usually smoke?

Cigarettes CHECK: "0" is not allowed.

## H89CKPT. CAI Checkpoint: Whether New R or Returning R Eligible for Dependent Iwing



PSID H15 modified

H89. (CATI) How old were you when you first smoked cigarettes regularly?

CHECK: Please enter an age from 5 to [RAGE-CURRENT AGE].

GO TO H94

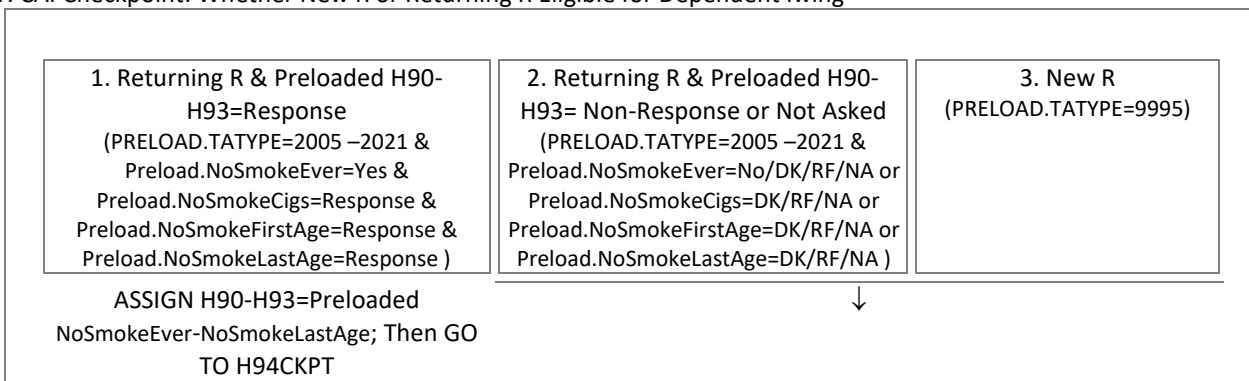
(WEB) How old were you when you first smoked cigarettes regularly?

 Age

CHECK: Please enter an age from 5 to [RAGE-CURRENT AGE].

GO TO H94

## H90CKPT. CAI Checkpoint: Whether New R or Returning R Eligible for Dependent Iwing



PSID H16

H90. (CATI/WEB) Did you ever smoke cigarettes?

  → GO TO H94

↓

PSID H17

H91. (CATI) On average, how many cigarettes per day did you smoke?

- DEFINITION: A standard pack of American cigarettes contains 20 cigarettes

SIGNAL H91 &gt;200: IWER: You entered that R smokes [H91] cigarettes per day. If this is correct, enter ALT-S to continue. If this is not correct, enter ALT-G to go back and correct H91.

(WEB) On average, how many cigarettes per day did you smoke?

 Cigarettes

CHECK: "0" is not allowed.

PSID H18 modified

H92. (CATI) How old were you when you last smoked cigarettes regularly?

CHECK: Please enter an age from 5 to [RAGE-CURRENT AGE].  
 ↓ H93                      GO TO H94                      ↓ H93

(WEB) How old were you when you last smoked cigarettes regularly?

Age                       CHECK: Please enter an age from 5 to [RAGE-CURRENT AGE].

GO TO H93

→ GO TO H94

PSID H19

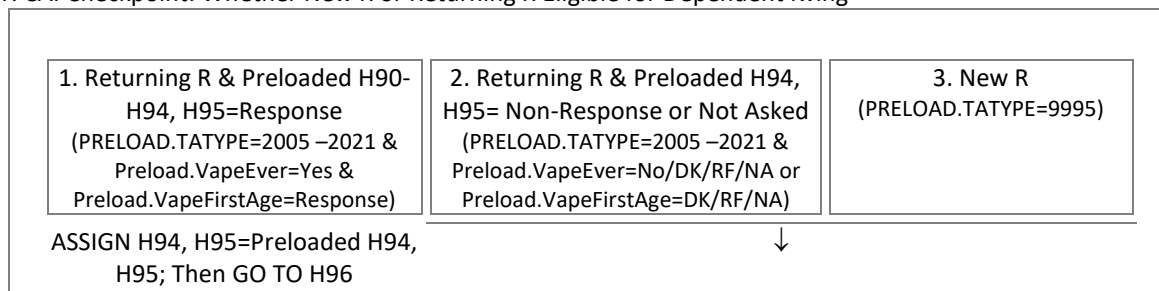
H93. (CATI) How old were you when you first smoked cigarettes regularly?

CHECK: Please enter an age from 1 to [RAGE-CURRENT AGE].  
 CHECK: Please enter an age younger than [H92].

(WEB) How old were you when you first smoked cigarettes regularly?

Age CHECK: Please enter an age from 1 to [RAGE-CURRENT AGE].

H94CKPT. CAI Checkpoint: Whether New R or Returning R Eligible for Dependent Iwing



PSID H19A modified

H94. (CATI) Do you ever vape? This includes vaping nicotine, marijuana, and/or flavoring. (To “vape” is to use a device such as a vape-pen, an e-cigarette, an e-hookah, or e-vaporizer to inhale a mist into the lungs.)

(WEB) Do you ever vape?

To “vape” is to use a device such as a vape-pen, an e-cigarette, an e-hookah, or e-vaporizer to inhale a mist into the lungs.

This includes vaping nicotine, marijuana, and/or flavoring.

→ GO TO H100

↓

PSID H19B modified

H95. (CATI) How old were you when you first vaped regularly?

CHECK: Please enter an age from 5 to [RAGE-CURRENT AGE].  
 ↓ H96                      GO TO H100                      ↓ H96

(WEB) How old were you when you first vaped regularly?

Age                       CHECK: Please enter an age from 5 to [RAGE-CURRENT AGE].

GO TO H96

→ GO TO H100

PSID H19C modified

H96. (CATI) During the past 30 days, on how many days have you vaped?

→ GO TO H100         → GO TO H100

↓ H97

(WEB) During the past 30 days, on how many days have you vaped?

→ GO TO H100         → GO TO H100

↓

H97, H98, H99

(CATI) H97. [Page 81](#)

During the past 30 days, on how many occasions have you vaped nicotine?

(WEB) During the past 30 days, on how many occasions have you vaped NICOTINE?

H98. [Page 81](#)

During the past 30 days, on how many occasions have you vaped marijuana?

(WEB) During the past 30 days, on how many occasions have you vaped MARIJUANA?

H99. [Page 81](#)

During the past 30 days, on how many occasions have you vaped flavoring, without any nicotine or marijuana in it?

(WEB) During the past 30 days, on how many occasions have you vaped FLAVORING, without nicotine or marijuana in it?

H100. (CATI) Do you ever use chewing tobacco, dipping tobacco or snuff,, or snus?

- Chewing tobacco examples include Redman, Levi Garrett, Beechnut
- Dipping tobacco or snuff examples include Skoal, Skoal Bandits, Copenhagen
- Snus examples include Camel Snus, Marlboro Snus, Skoal Snus

(WEB) Do you ever use chewing tobacco, dipping tobacco or snuff, or snus?

*Chewing tobacco includes Redman, Levi Garrett, Beechnut, etc.*

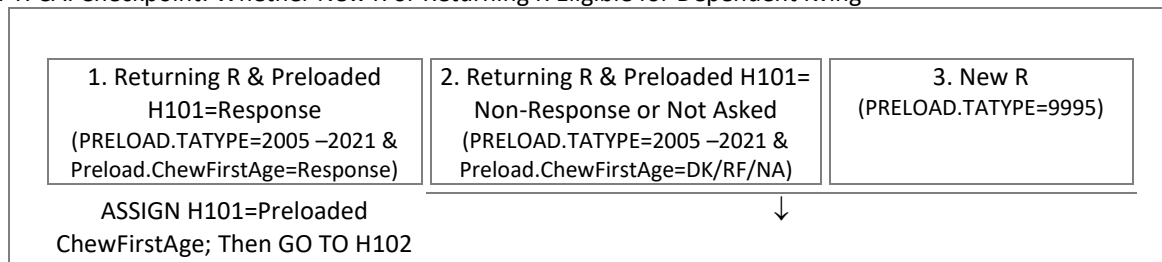
*Dipping tobacco or snuff includes Skoal, Skoal Bandits, Copenhagen, etc.*

*Snus includes Camel Snus, Marlboro Snus, Skoal Snus, etc.*

    → GO TO H103CKPT

↓

## H101CKPT. CAI Checkpoint: Whether New R or Returning R Eligible for Dependent Iwing

H101. (CATI) How old were you when you first regularly used chewing tobacco, snuff, or snus?

5 – 30	97. (SP_0a) Never used this regularly	→ GO TO H103CKPT	DK/RF	<i>CHECK: Please enter an age from 5 to [RAGE-CURRENT AGE].</i>
↓ H102			↓ H102	

## (WEB) How old were you when you first REGULARLY used chewing tobacco, snuff, or snus?

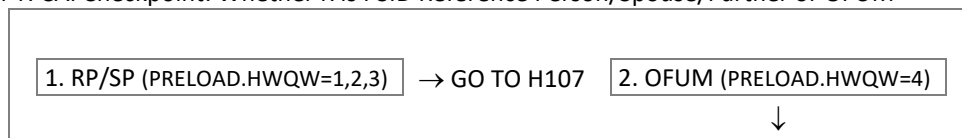
5 – 30	Age	NA	<i>CHECK: Please enter an age from 5 to [RAGE-CURRENT AGE].</i>
GO TO H102			
97. (SP_0a) I have never used this regularly → GO TO H103CKPT			

## H102. (CATI) During the past 30 days, on how many days have you used chewing tobacco, snuff, or snus?

## (WEB) During the PAST 30 DAYS, on how many days have you used chewing tobacco, snuff, or snus?

 Days *CHECK: Please enter a number from 0 to 30.*
Alcohol Use

## H103CKPT. CAI Checkpoint: Whether R is PSID Reference Person/Spouse/Partner or OFUM



## PSID H20

## H103. (CATI/WEB) Do you drink any alcoholic beverages such as beer, wine, or liquor?

 → GO TO H103A

H104


## PSID H20A

## H103A. (CATI/WEB) Have you ever had a drink of any alcoholic beverages such as beer, wine, or liquor?

 → GO TO H107

↓

PSID H21A

H104. (CATI)  Page 82

In the last year, on average, how often did you have any alcohol to drink?

Would you say less than once a month, about once a month, several times a month, about once a week, several times a week, or every day?

→ GO TO H107

→ GO TO H107

↓ H105

(WEB) In the LAST YEAR, on average, how often did you have any alcohol to drink?

→ GO TO H107

→ GO TO H107

↓

PSID H21B modified

H105. (CATI) In the last year, on the days you drank, about how many drinks did you have? (By "one drink" I mean one 12-ounce beer, one 4-ounce glass of wine, or one 1-ounce shot of liquor.)

- If R says "Did not drink in the last year", ENTER [0]

SIGNAL H105>25: IWER: You entered that on the days R drank they had [H105] drinks. If this is correct, enter ALT-S to continue. If this is not correct, enter ALT-G to go back and correct H105.

(WEB) In the last year, on the days you drank, about how many drinks did you have?

"One drink" is defined as one 12-ounce beer, one 4-ounce glass of wine, or one 1-ounce shot of liquor.

PSID H21C


H106. (CATI) In the last year, on how many days have you had [R=Male: five / R=FEMALE: four] or more drinks on one occasion? (By "one drink" I mean one 12-ounce beer, one 4-ounce glass of wine, or one 1-ounce shot of liquor.)

- ENTER [0] for "None"

(WEB) In the last year, on how many days have you had [R=Male: five / R=FEMALE: four] or more drinks on one occasion?

"One drink" is defined as one 12-ounce beer, one 4-ounce glass of wine, or one 1-ounce shot of liquor.

Days

Drug UseH107. (CATI)  Page 83

The next questions are about medicines and drugs you have tried in your lifetime, even if it was only once. (Look at page 83 of your booklet and just tell me the letters for the ones you have tried (in your lifetime, even if it was just only once)). Please include medicines that were prescribed for you, and medicines or drugs taken that were not prescribed for you. Remember that all of your responses are kept confidential.

- A Marijuana or hashish
- B Cocaine
- C Heroin
- D Narcotics or pain relievers (not including heroin or over-the-counter pain relievers)
- E Diet pills
- F Amphetamines (not including diet pills)
- G Steroids
- H Barbiturates
- I Tranquilizers
- J Hallucinogens
- K Inhalants (not including those used for asthma)
- L None
- M All

- ENTER all that apply
- Verify R's answers (e.g. "B as in Boy")
- READ list if needed or R is not using the Response Booklet, pausing after each option to allow R to respond
- PROBE: Any others?

1. Marijuana or hashish (A)	2. Cocaine (B)	3. Heroin (C)	→ GO TO H108	97. (SP_0a) None (L)	DK/RF
4. Narcotics or pain relievers (not including heroin or over-the-counter pain relievers) (D)					
5. Diet pills (E)	6. Amphetamines (not including diet pills) (F)				
7. Steroids (G)	8. Barbiturates (H)	9. Tranquilizers (I)			
10. Hallucinogens (J)	11. Inhalants (not including those used for asthma) (K)				
96. (SP_0b) All (M)					
			GO TO H114 RULE		

*CHECK: You cannot select other drugs in conjunctions with "ALL"; CHECK: You cannot select other drugs in conjunctions with "NONE" (WEB)* Which of these medicines and drugs have you tried in your LIFETIME, either prescribed or not prescribed for you, even if it was only once?

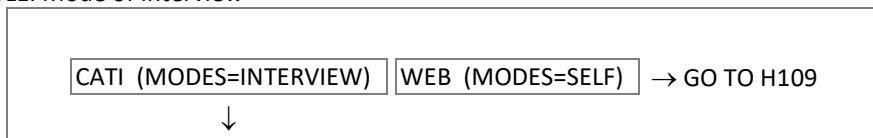
Remember that all of your responses are kept confidential.

Please select all that apply.

96. All (SP_0b)	→ GO TO H108		
97. None (SP_0a)	→ GO TO H114 RULE		
1. Marijuana or hashish	2. Cocaine	3. Heroin	→ GO TO H108
4. Narcotics or pain relievers (not including heroin or over-the-counter pain relievers)			
5. Diet pills	6. Amphetamines (not including diet pills)		
7. Steroids	8. Barbiturates	9. Tranquilizers	
10. Hallucinogens	11. Inhalants (not including those used for asthma)		
NA			



## H108 RULE. Mode of Interview

H108. [Page 83](#)

- Verify drugs selected; ENTER [1] if correct, or go back to make corrections
- PROBE: So that would be...
- READ list

[A Marijuana or hashish (and)

B Cocaine (and)

C Heroin (and)

D Narcotics or pain relievers (not including heroin or over-the-counter pain relievers) (and)

E Diet pills (and)

F Amphetamines (not including diet pills) (and)

G Steroids (and)

H Barbiturates (and)

I Tranquilizers (and)

J Hallucinogens (and)

K Inhalants (not including those used for asthma)]

- ENTER [1] to continue

1. Continue

## SECTION\_H.H109\_H113[1-11]

H109. (CATI) How old were you when you tried [H107] for the first time?

- ENTER [1] for age less than one year

1 - 30 SIGNAL H111<10: IWER: You entered that R tried [H107] for the first time at age [H109]. If this is correct, select SUPPRESS to continue. If this is not correct, select CLOSE and correct [H109].  
CHECK: Please enter an age from 1 to [RAGE-CURRENT AGE].

(WEB) How old were you when you tried [H107] for the FIRST TIME?

1 - 30 Age CHECK: Please enter an age from 1 to [RAGE-CURRENT AGE].

H110A, H110B, H110C

(CATI) H110A. [Page 84](#)

In your lifetime, on how many occasions have you [taken / used] [H107]?

In your LIFETIME, on how many occasions have you [taken / used] [H107]?

1. 1-2 occasions

2. 3-5 occasions

3. 6-9 occasions

4. 10-19 occasions

5. 20-39 occasions

6. 40 or more occasions

H110B. [Page 85](#)

In the past 12 months, on how many occasions (if any) have you [taken / used] [H107]?

In the past 12 MONTHS, on how many occasions have you [taken / used] [H107]?

0. 0 occasions

→ GO TO H111CKPT

1. 1-2 occasions

2. 3-5 occasions

3. 6-9 occasions

4. 10-19 occasions

5. 20-39 occasions

6. 40 or more occasions

DK/RF

CHECK: H110B cannot be greater than H110A ((H110A)).

↓

H110C. [Page 85](#)

In the past 30 days, on how many occasions (if any) have you [taken / used] [H107]?  
 In the past 30 DAYS, on how many occasions have you [taken / used] [H107]?

0. 0 occasions			<i>CHECK: H110C cannot be greater than [H110B] ([H110B]) / H110A ([H110A])).</i>
1. 1-2 occasions	2. 3-5 occasions	3. 6-9 occasions	
4. 10-19 occasions	5. 20-39 occasions	6. 40 or more occasions	

H111CKPT. CAI Checkpoint: Whether This Substance is Cocaine, Heroin, Hallucinogens, Inhalants

1. Cocaine, Heroin, Hallucinogens, Inhalants (H107=2, 3, 10, 11)	→ GO TO H114 RULE	5. All Others
		↓

H111. (CATI) Have you ever [taken / used] [H107] because a doctor told you to use them?  
 (WEB) Have you ever [taken / used] [H107] because a doctor TOLD YOU to use them?

1. Yes	5. No	→ GO TO H114 RULE
--------	-------	-------------------

↓

H112, H113

(CATI) H112. [Page 85](#)

In the past 12 months, on how many occasions (if any) have you [taken / used] [H107] on your own without a doctor telling you to [take them/use it]?

(WEB) In the past 12 months, on how many occasions have you [taken / used] [H107] on your own WITHOUT a doctor telling you to [take them/use it]?

0. 0 occasions			→ GO TO H114 RULE	<i>CHECK: H112 cannot be greater than H110B ([H110B])).</i>
1. 1-2 occasions	2. 3-5 occasions	3. 6-9 occasions		
4. 10-19 occasions	5. 20-39 occasions	6. 40 or more occasions	DK/RF	

↓

H113. [Page 85](#)

In the past 30 days, on how many occasions (if any) have you [taken / used] [H107] on your own without a doctor telling you to [take them/use it]?

(WEB) In the past 30 days, on how many occasions have you [taken / used] [H107] on your own WITHOUT a doctor telling you to [take them/use it]?

0. 0 occasions			<i>CHECK: H113 cannot be greater than [H112] ([H112]) / H110B ([H110B]) / H110C ([H110C])).</i>
1. 1-2 occasions	2. 3-5 occasions	3. 6-9 occasions	
4. 10-19 occasions	5. 20-39 occasions	6. 40 or more occasions	

H114. Rule: Whether There Are More Substances Selected at H107

More Substances	→ Repeat H109–H113 (H109–H110C for Cocaine, Hallucinogens, Inhalants, Heroin)	No More Substances
		↓

END H109\_H113

END SECTION\_H

## Section K: Discrimination and Peer Influence

### [TOC](#)

SecK\_Start. Whether section started flag.

SecKDone. After a mode switch, flags whether section completed.

SecKLock. After a mode switch, flags whether section locked.

SecKMode. Whether interview completed in WEB or CATI flag.


## SECTION\_K

### Loneliness

#### The Loneliness Scale ([SCALE: LONELINESS](#))


K28, K29, K30

K28 is a component of the [Loneliness Scale](#)

K28. (CATI)  [Page 86](#)

How often do you feel that you lack companionship? Would you say hardly ever, some of the time, or often?  
(WEB) How often do you feel that you lack companionship?

K29 is a component of the [Loneliness Scale](#)

K29. (CATI)  [Page 86](#)

How often do you feel left out? (Would you say hardly ever, some of the time, or often?)  
(WEB) How often do you feel left out?

K30 is a component of the [Loneliness Scale](#)

K30. (CATI)  [Page 86](#)

How often do you feel isolated from others? (Would you say hardly ever, some of the time, or often?)  
(WEB) How often do you feel isolated from others?

## Discrimination

### The Everyday Discrimination Scale ([SCALE: EVERYDAY DISCRIMINATION \(DISCRIM\)](#))

K1A, K1B, K1C, K1D, K1E, K1F, K1K

K1A is a component of the [Everyday Discrimination Scale](#)

(CATI) K1A. [Page 87](#)

Now I would like to talk about things that can happen in your day-to-day life. In your day-to-day life how often do any of the following things happen to you?

You are treated with less courtesy than other people.

Would you say this never happens to you, happens less than once a year, a few times a year, a few times a month, at least once a week, or almost every day?

- [Whatever it means to you IS allowed](#)

1. Never	2. Less than once a year	3. A few times a year
4. A few times a month	5. At least once a week	6. Almost every day

K1B is a component of the [Everyday Discrimination Scale](#)

K1B. [Page 87](#)

(How about...)

You receive poorer service than other people at restaurants or stores.

(Would you say this never happens to you, happens less than once a year, a few times a year, a few times a month, at least once a week, or almost every day?)

- [Whatever it means to you IS allowed](#)

1. Never	2. Less than once a year	3. A few times a year
4. A few times a month	5. At least once a week	6. Almost every day

K1C is a component of the [Everyday Discrimination Scale](#)

K1C. [Page 87](#)

(How about...)

People act as if they think you are not smart.

(Would you say this never happens to you, happens less than once a year, a few times a year, a few times a month, at least once a week, or almost every day?)

- [Whatever it means to you IS allowed](#)

1. Never	2. Less than once a year	3. A few times a year
4. A few times a month	5. At least once a week	6. Almost every day

K1D is a component of the [Everyday Discrimination Scale](#)

K1D. [Page 87](#)

(How about...)

People act as if they are afraid of you.

(Would you say this never happens to you, happens less than once a year, a few times a year, a few times a month, at least once a week, or almost every day?)

- [Whatever it means to you IS allowed](#)

1. Never	2. Less than once a year	3. A few times a year
4. A few times a month	5. At least once a week	6. Almost every day

K1E is a component of the [Everyday Discrimination Scale](#)

K1E. Page 87

(How about...)

People act as if they think you are dishonest.

(Would you say this never happens to you, happens less than once a year, a few times a year, a few times a month, at least once a week, or almost every day?)

- **Whatever it means to you IS allowed**

1. Never	2. Less than once a year	3. A few times a year
4. A few times a month	5. At least once a week	6. Almost every day

K1F is a component of the [Everyday Discrimination Scale](#)

K1F. Page 87

(How about...)

People act as if they're better than you are.

(Would you say this never happens to you, happens less than once a year, a few times a year, a few times a month, at least once a week, or almost every day?)

- **Whatever it means to you IS allowed**

1. Never	2. Less than once a year	3. A few times a year
4. A few times a month	5. At least once a week	6. Almost every day

K1K. Page 87

(How about...)

You are treated with less respect than other people.

(Would you say this never happens to you, happens less than once a year, a few times a year, a few times a month, at least once a week, or almost every day?)

- **Whatever it means to you IS allowed**

1. Never	2. Less than once a year	3. A few times a year
4. A few times a month	5. At least once a week	6. Almost every day


K1A-K1F are components of the [Everyday Discrimination Scale](#)

(WEB) In your day-to-day life how often do each of the following things happen to you?

	Never	Less than once a year	A few times a year	A few times a month	At least once a week	Almost every day
K1A. You are treated with less courtesy than other people	1	2	3	4	5	6
K1B. You receive poorer service than other people at restaurants or stores	1	2	3	4	5	6
K1C. People act as if they think you are not smart	1	2	3	4	5	6
K1D. People act as if they are afraid of you	1	2	3	4	5	6
K1E. People act as if they think you are dishonest	1	2	3	4	5	6
K1F. People act as if they're better than you are	1	2	3	4	5	6
K1K. You are treated with less respect than other people	1	2	3	4	5	6

K1LCKPT. CAI Checkpoint: Number of K1A–K1K Items Endorsed

1. All Items K1A–K1K = Never, Less Than Once a Year, DK/RF	→ GO TO K2A	5. All Others
↓		

K1L. (CATI)  Page 88

(Look at page 88 of your booklet and just tell me the letter that corresponds to your response.) We've talked about a number of things that may happen to you in your day-to-day life. Overall, what do you think the reasons are for [1 K1A-K1K ENDORSED: this experience / ALL OTHERS: these experiences]?

- ENTER all that apply
- Whatever it means to you IS allowed
- READ list if needed or R is not using the Response Booklet, pausing after each option to allow R to respond
- PROBE: Any others?

1. Your race, ethnicity, national origins, or ancestry (A)	2. Your gender (B)	4. Your age (C)
5. Your height or weight (D)	6. Some other aspect of your physical appearance (E)	
7. Your religion (F)	8. Your sexual orientation (G)	9. Your occupation (H)
97. Other-specify (I) (K1LSPEC. Specify (String 500))		DK/RF

↓ K1M RULE

GO TO K2A

(WEB) Overall, what do you think the reasons are for [1 K1A-K1K ENDORSED: this experience / ALL OTHERS: these experiences]?

Please select all that apply.

1. Your race, ethnicity, national origins, or ancestry	2. Your gender
4. Your age	5. Your height or weight
6. Some other aspect of your physical appearance	
7. Your religion	8. Your sexual orientation
9. Your occupation	
97. Other reason– Please specify: (K1LSPEC (String 500))	NA

↓

GO TO K2A

## K1M. Rule: Whether Multiple Reasons Reported at K1L

Multiple Reasons	All Others	→ GO TO K2A
------------------	------------	-------------

↓

K1M. (CATI) Which of those do you think is the main reason for [1 K1A-K1K ENDORSED: this experience / ALL OTHERS: these experiences]?

- READ list if needed
- Whatever it means to you IS allowed

[K1L=1: 1. Your race, ethnicity, national origins, or ancestry (A)]	
[K1L=2: 2. Your gender (B)]	[K1L=4: 4. Your age (C)]
[K1L=5: 5. Your height or weight (D)]	[K1L=6: 6. Some other aspect of your physical appearance (E)]
[K1L=7: 7. Your religion (F)]	[K1L=8: 8. Your sexual orientation (G)]
[K1L=9: 9. Your occupation (H)]	[K1L=97 & K1LSPEC=response: [K1LSPEC] (I)]

(WEB) Which of those do you think is the MAIN reason for [1 K1A-K1K ENDORSED: this experience / ALL OTHERS: these experiences]?

[K1L=1: 1. Your race, ethnicity, national origins, or ancestry]	
[K1L=2: 2. Your gender]	[K1L=4: 4. Your age]
[K1L=5: 5. Your height or weight]	[K1L=6: 6. Some other aspect of your physical appearance]
[K1L=7: 7. Your religion]	[K1L=8: 8. Your sexual orientation]
[K1L=9: 9. Your occupation]	[K1L=97 & K1LSPEC=response: [K1LSPEC]]

## Peer Influence

K2A, K2B, K2C, K2D, K2E, K2F, K2G, K2H  
(CATI) K2A. [Page 89](#)

The next questions are about your closest friends. [*C1=MARRIED: Not including your spouse / C9 OR C12=MARRIAGE-LIKE/ROMANTIC RELATIONSHIP: Not including your romantic partner*], what percent of your closest friends are working for pay and not in college?  
Would you say none, a few, about half, most, or all?

- Do not accept number of people

1. None (0%) 2. A few (25%) 3. About half (50%) 4. Most (75%) 5. All (100%)

K2B. [Page 89](#)

([*C1=MARRIED: Not including your spouse / C9 OR C12=MARRIAGE-LIKE/ROMANTIC RELATIONSHIP: Not including your romantic partner*], what percent of your closest friends...)  
Are either in college now or have graduated college?  
(Would you say none, a few, about half, most, or all?)

- Do not accept number of people

1. None (0%) 2. A few (25%) 3. About half (50%) 4. Most (75%) 5. All (100%)

K2C. [Page 89](#)

([*C1=MARRIED: Not including your spouse / C9 OR C12=MARRIAGE-LIKE/ROMANTIC RELATIONSHIP: Not including your romantic partner*], what percent of your closest friends...)  
Are unemployed and looking for work?  
(Would you say none, a few, about half, most, or all?)

- Do not accept number of people

1. None (0%) 2. A few (25%) 3. About half (50%) 4. Most (75%) 5. All (100%)

K2D. [Page 89](#)

([*C1=MARRIED: Not including your spouse / C9 OR C12=MARRIAGE-LIKE/ROMANTIC RELATIONSHIP: Not including your romantic partner*], what percent of your closest friends...)  
Are married or living with a romantic partner?  
(Would you say none, a few, about half, most, or all?)

- Do not accept number of people

1. None (0%) 2. A few (25%) 3. About half (50%) 4. Most (75%) 5. All (100%)

K2E. [Page 89](#)

([*C1=MARRIED: Not including your spouse / C9 OR C12=MARRIAGE-LIKE/ROMANTIC RELATIONSHIP: Not including your romantic partner*], what percent of your closest friends...)  
Are involved in a vocational training program at work or in a community college or other training center?  
(Would you say none, a few, about half, most, or all?)

- Do not accept number of people

1. None (0%) 2. A few (25%) 3. About half (50%) 4. Most (75%) 5. All (100%)

K2F. [Page 89](#)

([*C1=MARRIED: Not including your spouse / C9 OR C12=MARRIAGE-LIKE/ROMANTIC RELATIONSHIP: Not including your romantic partner*], what percent of your closest friends...)  
Have kids?  
(Would you say none, a few, about half, most, or all?)

- Do not accept number of people

1. None (0%) 2. A few (25%) 3. About half (50%) 4. Most (75%) 5. All (100%)

K2G.  Page 89

([C1=MARRIED: Not including your spouse / C9 OR C12=MARRIAGE-LIKE/ROMANTIC RELATIONSHIP: Not including your romantic partner], what percent of your closest friends...)

Regularly get drunk?

(Would you say: None, a few, about half, most, or all?)

- Do not accept number of people

1. None (0%) 2. A few (25%) 3. About half (50%) 4. Most (75%) 5. All (100%)

K2H.  Page 89

([C1=MARRIED: Not including your spouse / C9 OR C12=MARRIAGE-LIKE/ROMANTIC RELATIONSHIP: Not including your romantic partner], what percent of your closest friends...)

Regularly use drugs to get high?

(Would you say none, a few, about half, most, or all?)

- Do not accept number of people

1. None (0%) 2. A few (25%) 3. About half (50%) 4. Most (75%) 5. All (100%)

(WEB) [C1=MARRIED: NOT INCLUDING your spouse, / C9 OR C12=MARRIAGE-LIKE/ROMANTIC RELATIONSHIP: NOT INCLUDING your romantic partner, / ALL OTHERS: W]hat percent of your closest friends:

	None (0%)	A few (25%)	About half (50%)	Most (75%)	All (100%)
--	-----------	-------------	------------------	------------	------------

K2A. Are working for pay and not in college	1	2	3	4	5
K2B. Are either in college now or have graduated college	1	2	3	4	5
K2C. Are unemployed and looking for work	1	2	3	4	5
K2D. Are married or living with a romantic partner	1	2	3	4	5
K2E. Are involved in a vocational training program at work or in a community college or other training center	1	2	3	4	5
K2F. Have kids	1	2	3	4	5
K2G. Regularly get drunk	1	2	3	4	5
K2H. Regularly use drugs to get high	1	2	3	4	5

### Non-Sexual Assault

K6. (CATI) Have you [R=NEW: ever] been beaten or physically attacked [R=RETURNING: since January 1, [2009-2021]]? Please don't include any times that you were sexually assaulted.

- Whatever it means to you IS allowed

(WEB) Have you [R=NEW: ever] been beaten or physically attacked [R=RETURNING: SINCE January 1, [2009-2021]]? Please do not include any times that you were sexually assaulted.

1. Yes 5. No → GO TO K9A

↓



K7. (CATI) How many times (have you been beaten or physically attacked) [*R=RETURNING*: since January 1, [2009-2021]]?

- If needed: Please don't include any times that you were sexually assaulted
- Whatever it means to you IS allowed

SIGNAL FOR K7>20: IWER: You entered that R has been physically attacked [K7] times. If this is correct, enter ALT-S to continue. If this is not correct, enter ALT-G to go back and correct K7.

(WEB) How many times have you been beaten or physically attacked [*R=RETURNING*: since January 1, [2009-2021]]?

Times CHECK: "0" is not allowed.

K8. (CATI) How old were you when it [*K7>1*: first] happened [*R=RETURNING*: after January 1, [2009-2021]]?

- Whatever it means to you IS allowed

CHECK: Please enter an age from 1 to [RAGE-CURRENT AGE].

(WEB) How old were you when it [*K7>1*: first] happened [*R=RETURNING*: after January 1, [2009-2021]]?

CHECK: Please enter an age from 1 to [RAGE-CURRENT AGE].

### MSALT Risky Behaviors and SS2 Sensation Seeking

#### The Risky Behaviors Scale (SCALE: RISKY BEHAVIORS (RISKY))

#### The Sensation Seeking Scale (SCALE: SENSATION SEEKING)

K9A, K9B, K9C, K9D, K9E

K9A is a component of the [Risky Behaviors Scale](#) and the [Sensation Seeking Scale](#)

(CATI) K9A. [Page 90](#)

Now please think about the last 6 months.

About how often in those 6 months did you do something you knew was dangerous just for the thrill of it?

Would you say never, once, 2-3 times, 4-6 times, 7-10 times, 11-20 times, or 21 or more times?

- Whatever it means to you IS allowed

(WEB) About how often in those 6 months did you do something you knew was dangerous just for the thrill of it?

K9A2 is a component of the [Risky Behaviors Scale](#) and the [Sensation Seeking Scale](#)

K9A2. [Page 90](#)

(About how often in those 6 months did you...)

Do something exciting, even if it was dangerous?

(Would you say never, once, 2-3 times, 4-6 times, 7-10 times, 11-20 times, or 21 or more times?)

- Whatever it means to you IS allowed

(WEB) About how often in those 6 months did you do something exciting, even if it was dangerous?

K9B is a component of the [Risky Behaviors Scale](#)

K9B. [Page 90](#)

(About how often in those 6 months did you...)

Damage public or private property?

(Would you say never, once, 2-3 times, 4-6 times, 7-10 times, 11-20 times, or 21 or more times?)

- Whatever it means to you IS allowed

(WEB) About how often in those 6 months did you damage public or private property?

K9C is a component of the [Risky Behaviors Scale](#)

K9C.  Page 90

(About how often in those 6 months did you...)

Get into a physical fight?

(Would you say never, once, 2-3 times, 4-6 times, 7-10 times, 11-20 times, or 21 or more times?)

- [Whatever it means to you IS allowed](#)

(WEB) About how often in those 6 months did you get into a physical fight?

K9D is a component of the [Risky Behaviors Scale](#)

K9D.  Page 90

(About how often in those 6 months did you...)

Drive when you were drunk or high on drugs?

(Would you say never, once, 2-3 times, 4-6 times, 7-10 times, 11-20 times, or 21 or more times?)

- [Whatever it means to you IS allowed](#)

(WEB) About how often in those 6 months did you drive when you were drunk or high on drugs?

K9E is a component of the [Risky Behaviors Scale](#)

K9E.  Page 90

(About how often in those 6 months did you...)

Ride with a driver who had too much to drink or was high on drugs?

(Would you say never, once, 2-3 times, 4-6 times, 7-10 times, 11-20 times, or 21 or more times?)

- [Whatever it means to you IS allowed](#)

(WEB) About how often in those 6 months did you ride with a driver who had too much to drink or was high on drugs?

## Arrests

K10A. (CATI/WEB) [TATYPE=2019,2021: Since we last spoke with you in [LASTIWMO] [LASTIWYR], have you, / All Others: Have you ever] been arrested?

→ GO TO K31

↓

K10B. (CATI) How many times have you been arrested?

Times   → GO TO K31

↓ K11

↓ K12

(WEB) How many times have you been arrested?

Times   → GO TO K31

↓

↓

CHECK: "0" is not allowed.

<p>K11. (CATI) How old were you?</p> <p><input type="text" value="5 - 30"/></p> <p>CHECK: Please enter an age from 5 to [RAGE-CURRENT AGE].</p> <p>(WEB) How old were you when you were arrested?</p> <p><input type="text" value="5 - 30"/> Age</p> <p>CHECK: Please enter an age from 5 to [RAGE-CURRENT AGE].</p>	<p>K12. (CATI) How old were you the <u>first</u> time you were arrested?</p> <p><input type="text" value="5 - 30"/></p> <p>CHECK: Please enter an age from 5 to [RAGE-CURRENT AGE].</p> <p>(WEB) How old were you the FIRST time you were arrested?</p> <p><input type="text" value="5 - 30"/> Age</p> <p>CHECK: Please enter an age from 5 to [RAGE-CURRENT AGE].</p>
----------------------------------------------------------------------------------------------------------------------------------------------------------------------------------------------------------------------------------------------------------------------------------------------------------------------	------------------------------------------------------------------------------------------------------------------------------------------------------------------------------------------------------------------------------------------------------------------------------------------------------------------------------------------------------------------------

K13. (CATI) What was the main offense that you were arrested for?  
 (WEB) What was the MAIN offense that you were arrested for?

K14CKPT. CAI Checkpoint: Whether Arrested More Than Once

<input type="text" value="1. More Than Once (K10B&gt;1)"/>	<input type="text" value="5. All Others"/> → GO TO K16A
↓	

K14. (CATI) Age, First Time Arrested: [K12]

How old were you the last time you were arrested?

CHECK: Please enter an age from [K12] to [RAGE-CURRENT AGE].  
 CHECK: Age at last arrest cannot be younger than age at first arrest [K12].

(WEB) How old were you the LAST time you were arrested?

CHECK: Please enter an age from [K12] to [RAGE-CURRENT AGE].  
 CHECK: Age at last arrest cannot be younger than age at first arrest [K12].

K15. (CATI) What was the main offense that you were arrested for (the last time)?

<input type="text" value="1. [K13]"/>	<input type="text" value="97. Other-specify (K15SPEC. Specify.)"/>
---------------------------------------	--------------------------------------------------------------------

Assign K15

GO TO K16A

(WEB) What was the MAIN offense that you were arrested for?

<input type="text" value="1. [K13]"/>	<input type="text" value="97. Other - Please specify: (K15SPEC (String 100))"/>
---------------------------------------	---------------------------------------------------------------------------------

Assign K15

## Probation

K16A. (CAT) [TATYPE=2019,2021: Since we last spoke with you in [LASTIWMO] [LASTIWYR]), have you, / All Others: Have you ever] been on probation for an offense?

→ GO TO K22A



(WEB) [TATYPE=2019,2021: Since we last spoke with you in [LASTIWMO] [LASTIWYR]), have you, / All Others: Have you ever] been on probation for an offense?

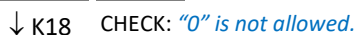
→ GO TO K22A



K16B. (CATI) How many times have you been on probation for an offense?



→ GO TO K22A



(WEB) How many times have you been on probation for an offense?



→ GO TO K22A



K17. (CATI) How old were you?

CHECK: Please enter an age from 5 to [RAGE-CURRENT AGE].

(WEB) How old were you?

Age

CHECK: Please enter an age from 5 to [RAGE-CURRENT AGE].

K18. (CATI) How old were you the first time you were on probation?

CHECK: Please enter an age from 5 to [RAGE-CURRENT AGE].

(WEB) How old were you the FIRST time you were on probation?

Age

CHECK: Please enter an age from 5 to [RAGE-CURRENT AGE].

K19. (CATI) What was the main offense that you were on probation for?

- If R says same reason as arrest, READ list

Assign K19

GO TO K20CKPT

(WEB) What was the MAIN offense that you were on probation for?

Assign K19

K20CKPT. CAI Checkpoint: Whether on Probation More Than Once

→ GO TO K22A



K20. (CATI) Age, First Time Arrested: [K18]

How old were you the last time you were on probation?

CHECK: Please enter an age from [K18] to [RAGE-CURRENT AGE].  
CHECK: Age for last time on probation cannot be younger than age for first time on probation [K18].

(WEB) How old were you the LAST time you were on probation?

CHECK: Please enter an age from [K18] to [RAGE-CURRENT AGE].  
CHECK: Age for last time on probation cannot be younger than age for first time on probation [K18].

K21. (CATI) What was the main offense that you were on probation for (the last time)?

- If R says same reason as arrest, READ list

<input type="text" value="1. [K13]"/>	<input type="text" value="2. [K15SPEC]"/>	<input type="text" value="97. Other-specify (K21SPEC. Specify.)"/>
<input type="text" value="3. [K19SPEC]"/>		
Assign K21		

GO TO K22A

(WEB) What was the MAIN offense that you were on probation for?

<input type="text" value="1. [K13]"/>	<input type="text" value="2. [K15SPEC]"/>	<input type="text" value="3. [K19SPEC]"/>	<input type="text" value="97. Other - Please specify: (K21SPEC (String 100))"/>
Assign K21			

### Jail Time

K22A. (CATI) [TATYPE=2019,2021: Since we last spoke with you (in [LASTIWMO] [LASTIWYR]), have you, / All Others: Have you ever] served time in jail for an offense?

→ GO TO K31

↓

(WEB) [TATYPE=2019,2021: Since we last spoke with you in [LASTIWMO] [LASTIWYR], have you, / All Others: Have you ever] served time in jail for an offense?

→ GO TO K31

↓

K22B. (CATI) How many times have you served time in jail for an offense?

<input type="text" value="1"/>	<input type="text" value="2 - 97"/>	<input type="text" value="DK/RF"/>	→ GO TO K31
↓ K23	↓ K24	CHECK: "0" is not allowed.	

(WEB) How many times have you served time in jail for an offense?

<input type="text" value="1"/>	<input type="text" value="2 - 97"/>	<input type="text" value="NA"/>	→ GO TO K31
↓	↓		

<p>K23. (CATI) How old were you?</p> <p style="text-align: center;"><input type="text" value="5 - [CURRENT AGE (30)]"/></p> <p><i>CHECK: Please enter an age from 5 to [RAGE-CURRENT AGE].</i></p> <p>(WEB) How old were you?</p> <p style="text-align: center;"><input type="text" value="5 - [CURRENT AGE (30)]"/> Age</p> <p><i>CHECK: Please enter an age from 5 to [RAGE-CURRENT AGE].</i></p>	<p>K24. (CATI) How old were you the <u>first</u> time you were in jail?</p> <p style="text-align: center;"><input type="text" value="5 - [CURRENT AGE (30)]"/></p> <p><i>CHECK: Please enter an age from 5 to [RAGE-CURRENT AGE].</i></p> <p>(WEB) How old were you the FIRST time you were in jail?</p> <p style="text-align: center;"><input type="text" value="5 - [CURRENT AGE (30)]"/> Age</p> <p><i>CHECK: Please enter an age from 5 to [RAGE-CURRENT AGE].</i></p>
-----------------------------------------------------------------------------------------------------------------------------------------------------------------------------------------------------------------------------------------------------------------------------------------------------------------------------------------------------------------------------------------------------	----------------------------------------------------------------------------------------------------------------------------------------------------------------------------------------------------------------------------------------------------------------------------------------------------------------------------------------------------------------------------------------------------------------------------------------------------------------------------

K25. (CATI) What was the main offense that you were in jail for?

- If R says same reason as arrest or probation, READ list

<input type="text" value="1. [K13]"/>	<input type="text" value="2. [K15SPEC]"/>	97. Other-specify (K25SPEC. Specify.)
<input type="text" value="3. [K19SPEC]"/>	<input type="text" value="4. [K21SPEC]"/>	

Assign K25

GO TO K26CKPT

(WEB) What was the MAIN offense that you were on probation for?

<input type="text" value="1. [K13]"/>	<input type="text" value="2. [K15SPEC]"/>	<input type="text" value="3. [K19SPEC]"/>	<input type="text" value="4. [K21SPEC]"/>	<input type="text" value="97. Other - Please specify: (K25SPEC (String 100))"/>
---------------------------------------	-------------------------------------------	-------------------------------------------	-------------------------------------------	---------------------------------------------------------------------------------

Assign K25

K26CKPT. CAI Checkpoint: Whether in Jail More Than Once

<input type="text" value="1. More Than Once (K22B&gt;1)"/>	<input type="text" value="5. All Others"/> → GO TO K31
↓	

K26. (CATI) Age, First Time Arrested: [K18]

How old were you the last time you were in jail?

*CHECK: Please enter an age from [K24] to [RAGE-CURRENT AGE].*  
*CHECK: Age for last time in jail cannot be younger than age for first time in jail [K24].*

(WEB) How old were you the LAST time you were in jail?

*CHECK: Please enter an age from [K24] to [RAGE-CURRENT AGE].*  
*CHECK: Age for last time in jail cannot be younger than age for first time in jail [K24].*

K27. (CATI) What was the main offense that you were in jail for (the last time)?

- If R says same reason as arrest, probation, or time in jail, READ list

1. [K13]	2. [K15SPEC]	97. Other-specify (K27SPEC. Specify.)
3. [K19SPEC]	4. [K21SPEC]	
5. [K25SPEC]		

Assign K27

GO TO K31

(WEB) What was the MAIN offense that you were in jail for?

1. [K13]	2. [K15SPEC]	3. [K19SPEC]	97. Other - Please specify: (K27SPEC (String 100))
4. [K21SPEC]	5. [K25SPEC]		

Assign K27

### Exposure to Police Violence

K31. (CATI/WEB) In the past 12 months, did you have any in person interactions with the police?

1. Yes 5. No → GO TO SECTION L



K32. (CATI/WEB) How many in person interactions did you have with police during the past 12 months?

1 - 997 Interactions

K33. (CATI/WEB) In the past 12 months, has a police officer ever stopped you without having a legitimate reason in your opinion?

1. Yes 5. No

K34. (CATI/WEB) In the past 12 months, has a police officer ever shouted or cursed at you, or threatened you with arrest, a ticket, or use of force?

1. Yes 5. No

K35. (CATI/WEB) In the past 12 months, has a police officer searched you, frisked you, or patted you down?

1. Yes 5. No → GO TO SECTION L



K36. (CATI/WEB) Do you think the police had a legitimate reason to search you, frisk you, or pat you down?

1. Yes 5. No

**END SECTION\_K**

## Section L: Religious and Spiritual Beliefs; Race and Ethnicity

### [TOC](#)

SecL\_Start. Whether section started flag.

1. Yes

SecLDone. After a mode switch, flags whether section completed.

1. Yes

SecLLock. After a mode switch, flags whether section locked.

1. Yes

SecLMode. Whether interview completed in WEB or CATI flag.

1. SELF/WEB 2. IWER/CATI

## SECTION\_L

### Religious and Spiritual Beliefs

L1. (CATI) We'd like to ask you some questions about religious or spiritual beliefs. What is your religious preference?

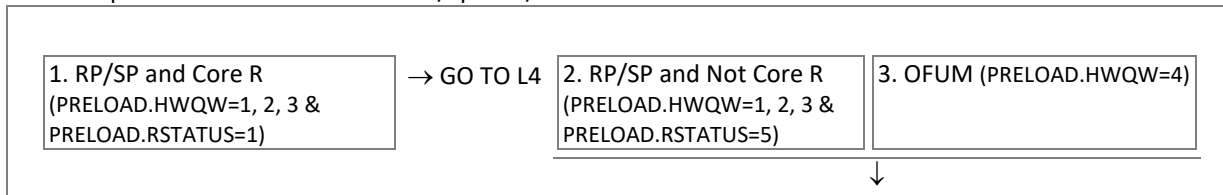
- IF R says Christian or Protestant, PROBE for specific denomination
- Whatever it means to you IS allowed

1. None/No preference	2. Atheist (do not believe in God)	3. Agnostic (not sure if there is a God)
4. Roman Catholic	5. Greek/Russian/Eastern Orthodox	6. Baptist
7. Episcopalian	8. Jehovah's Witness	9. Lutheran
10. Methodist/African Methodist	11. Pentecostal/Assembly of God	12. Presbyterian
13. Protestant, Unspecified	14. Christian, Unspecified	15. Christian, Non-denominational
16. Jewish (Judaism)	17. Muslim (Islam)	18. Buddhist
97. Other-Specify (L1SPEC. Specify (String 100))		

(WEB) What is your religious preference?

1. None/No preference	2. Atheist (do not believe in God)	3. Agnostic (not sure if there is a God)
4. Roman Catholic	5. Greek/Russian/Eastern Orthodox	6. Baptist
7. Episcopalian	8. Jehovah's Witness	9. Lutheran
10. Methodist/African Methodist	11. Pentecostal/Assembly of God	12. Presbyterian
13. Protestant, Unspecified	14. Christian, Unspecified	15. Christian, Non-denominational
16. Jewish (Judaism)	17. Muslim (Islam)	18. Buddhist
97. Other – Please specify: (L1SPEC (String 100))		

L2CKPT. CAI Checkpoint: Whether R is PSID Head/Spouse/Partner or OFUM





L2, L3

(CATI) L2. During [PYEAR], on average, how often did you go to religious services?

- ENTER amount here, then ENTER unit of time on next screen (Day, Week, Two weeks, Month, Year)

→ GO TO L4      → GO TO L4




L3. The amount entered is: [L2] per \_\_\_\_

- ENTER unit of time

(WEB) L2, L3. During [PYEAR], on average, how often did you go to religious services?

Times per

L4. (CATI)  Page 91

How important is religion to you? Would you say not at all important, not very important, somewhat important, very important, or extremely important?

(WEB) How important is religion to you?

L5. (CATI) Are you a spiritual person?

- Whatever it means to you IS allowed

(WEB) Are you a spiritual person?

→ GO TO L7

L6. (CATI)  Page 91

How important is spirituality to you? Would you say not at all important, not very important, somewhat important, very important, or extremely important?

- Whatever it means to you IS allowed

(WEB) (Same screen as L5): How important is spirituality to you?

### Race and Ethnicity

L7CKPT. Whether L7 Asked in Previous Wave

<input type="text" value="1. Returning R/L7 Already Asked (PRELOAD.L7AskedYr=2019, 2021)"/>	→ GO TO SECTION IW CLOSE	<input type="text" value="5. New R OR Returning R Last IW'd Before 2019 OR Returning R w/Nonresponse (PRELOAD.L7AskedYr=9995, 9996, 9997)"/>
↓		

L7. (CATI)  Page 92

In order to get an idea of the different races and ethnic groups that participate in the study, I would like to ask you about your background. Which categories best describe you?

- [Read list if needed](#)
- [ENTER all that apply](#)
- [If needed, PROBE:](#) You may report more than one group
- [Whatever it means to you IS allowed](#)

1. White GO TO L13	2. Hispanic, Latino, or Spanish GO TO L8	3. Black or African American GO TO L13	4. Asian GO TO L9
5. American Indian or Alaskan Native GO TO L13		6. Middle Eastern or North African GO TO L10	
7. Native Hawaiian or Other Pacific Islander GO TO L11	8. Some other race, ethnicity, or origin – <a href="#">Specify</a> (L12. What are your other ethnic origins or background? <a href="#">Whatever it means to you IS allowed</a> (String 100))		DK/RF
GO TO L13			

(WEB) In order to get an idea of the different races and ethnic groups that participate in the study, we would like to know about your background. Which of the following categories best describe you?

*Please select all that apply.*

1. White GO TO L13	2. Hispanic, Latino, or Spanish GO TO L8	3. Black or African American GO TO L13	4. Asian GO TO L9
5. American Indian or Alaskan Native GO TO L13		6. Middle Eastern or North African GO TO L10	
7. Native Hawaiian or Other Pacific Islander GO TO L11	8. Some other race, ethnicity, or origin – <i>Please specify</i> (L12 (String 100))		NA
GO TO L13			

L8. (CATI)  Page 93

What are your specific (Hispanic, Latino or Spanish) origins or background?

- [Read list if needed](#)
- [ENTER all that apply](#)
- [If needed, PROBE:](#) You may report more than one group
- [Whatever it means to you IS allowed](#)

1. Mexican or Mexican American	2. Puerto Rican	3. Cuban	4. Salvadoran	5. Dominican	6. Colombian
7. <a href="#">Other-specify</a> (L8SPEC. <a href="#">Specify</a> . (String 100))					
GO TO L13					

(WEB) What are your specific Hispanic, Latino or Spanish origins or background?

*Please select all that apply.*

1. Mexican or Mexican American	2. Puerto Rican	3. Cuban	4. Salvadoran	5. Dominican	6. Colombian
7. Other – <i>Please specify:</i> (L8SPEC (String 100))					
GO TO L13					

L9. (CATI)  Page 94

What are your specific (Asian) origins or background?

- [Read list if needed](#)
- [ENTER all that apply](#)
- [If needed, PROBE: You may report more than one group](#)
- [Whatever it means to you IS allowed](#)

1. Chinese	2. Filipino	3. Asian Indian	4. Japanese	5. Korean	6. Vietnamese
7. <a href="#">Other-specify</a> (L9SPEC. <a href="#">Specify</a> . (String 100))					


GO TO L13

(WEB) What are your specific Asian origins or background?

*Please select all that apply.*

1. Chinese	2. Filipino	3. Asian Indian	4. Japanese	5. Korean	6. Vietnamese
7. Other – <i>Please specify:</i> (L9SPEC (String 100))					

GO TO L13

L10. (CATI)  Page 95

What are your specific (Middle Eastern or North African) origins or background?

- [Read list if needed](#)
- [ENTER all that apply](#)
- [If needed, PROBE: You may report more than one group](#)
- [Whatever it means to you IS allowed](#)

1. Lebanese	2. Iranian	3. Egyptian	4. Syrian	5. Moroccan	6. Algerian
7. <a href="#">Other-specify</a> (L10SPEC. <a href="#">Specify</a> . (String 100))					


GO TO L13

(WEB) What are your specific Middle Eastern or North African origins or background?

*Please select all that apply.*

1. Lebanese	2. Iranian	3. Egyptian	4. Syrian	5. Moroccan	6. Algerian
7. Other – <i>Please specify:</i> (L10SPEC. (String 100))					

GO TO L13

L11. (CATI)  Page 96

What are your specific (Native Hawaiian or Other Pacific Islander) origins or background?


- [Read list if needed](#)
- [ENTER all that apply](#)
- [If needed, PROBE: You may report more than one group](#)
- [Whatever it means to you IS allowed](#)

1. Native Hawaiian	2. Samoan	3. Chamorro	4. Tongan	5. Fijian	6. Marshallese
7. <a href="#">Other-specify</a> (L11SPEC. <a href="#">Specify</a> (String 100))					

(WEB) What are your specific Native Hawaiian or Other Pacific Islander origins or background?

*Please select all that apply.*

1. Native Hawaiian	2. Samoan	3. Chamorro	4. Tongan	5. Fijian	6. Marshallese
7. Other – <i>Please specify:</i> (L11SPEC (String 100))					

L13. (CATI)  Page 97

How important to you is your race or ethnic group identity?

Would you say not at all important, not very important, somewhat important, very important, or extremely important?

- Whatever it means to you IS allowed

(WEB) How important to you is your race or ethnic group identity?

1. Not at all important	2. Not very important	3. Somewhat important
4. Very important	5. Extremely Important	

END SECTION\_L

## Interview Close

### [TOC](#)

SecIWClose\_Start. Whether section started flag.

1. Yes

SecIWCloseDone. After a mode switch, flags whether section completed.

1. Yes

SecIWCloseLock. After a mode switch, flags whether section locked.

1. Yes

SecIWCloseMode. Whether interview completed in WEB or CATI flag.

1. SELF/WEB 2. IWER/CATI

### IWCLOSE

*PSID Q1 modified*

Q1. (CATI) Thank you. That concludes the interview portion of my call. Now, I just need to verify some information that will help us contact you in the future.

- ENTER [1] to continue

1. Continue	→ GO TO Address Updates and Respondent Payment
-------------	------------------------------------------------------

(WEB) You have finished the main portion of the interview. Thank you very much for your participation! We would greatly appreciate if you helped us by answering a few more questions about your experience completing this interview. Will you answer a few more questions?

1. Yes	5. No	→ GO TO Address Updates and Respondent Payment
--------	-------	------------------------------------------------------

GO TO  
Debriefing  
Section

### END IWCLOSE

## Debriefing Section

### [TOC](#)

SecDebrief\_Start. Whether section started flag.

1. Yes

SecDebriefDone. After a mode switch, flags whether section completed.

1. Yes

SecDebriefLock. After a mode switch, flags whether section locked.

1. Yes

SecDebriefMode. Whether interview completed in WEB or CATI flag.

1. SELF/WEB  2. IWER/CATI

## DEBRIEF

*PSID DB4*

DB4. Did you experience any technical problems while completing the survey?

1. Yes  5. No → GO TO DB6



*PSID DB5*

DB5. What problems did you experience?

*Please select all that apply.*

<input type="checkbox"/> 1. Survey moved slowly	<input type="checkbox"/> 2. Screen froze temporarily, but I was eventually able to continue
<input type="checkbox"/> 3. Screen froze and I had to log back in to the survey	
<input type="checkbox"/> 4. My connection dropped temporarily, but I was eventually able to continue	
<input type="checkbox"/> 5. My connection dropped and I had to log back into the survey	
<input type="checkbox"/> 6. I had trouble with next and previous buttons	<input type="checkbox"/> 9. I had trouble using drop-down response options
<input type="checkbox"/> 10. I had trouble scrolling	<input type="checkbox"/> 11. I had trouble switching from doing part of the survey myself on the web to doing it on the telephone with an interviewer or vice versa
<input type="checkbox"/> 97. Other – <i>Please specify:</i> (DB5SPEC (String 100))	

*PSID DB6*

DB6. Please tell us about any questions that you felt were difficult to answer.

Open End

DB19. Is there anything else that you would like to add about your interview experience?

Open End → GO TO Address Updates and Respondent Payment

## END DEBRIEF

## Address Updates and Respondent Payment

### [TOC](#)

SecN\_Start. Whether section started flag.

SecNDone. After a mode switch, flags whether section completed.

SecNLock. After a mode switch, flags whether section locked.

SecNMode. Whether interview completed in WEB or CATI flag.

#### PRELOADED PAYMENT INDICATORS

Once Section L of the interview is completed, the value in the 'LOAD' field is passed into its corresponding Section\_N field.

WTRPREPAIDLOAD; WTRPREPAID	1, 5: Whether interview was prepaid	Initial value=5. <i>(If payment was prepaid, SRO data manager pushes the new value into WtrPrePaidLoad)</i>
AMTPREPAIDLOAD; AMTPREPAID	0.00 – 999.00: Prepayment amount	Initial value=0.00. <i>(If payment was prepaid, SRO data manager pushes the prepayment amount into AmtPrePaidLoad)</i>
PAYMENTLOAD; PAYMENT	0.00 – 999.00: Standard payment amount	Initial value=75.00. <i>(If standard payment amount changes during the field period, SRO data manager pushes the new standard amount into PaymentLoad)</i>

### SECTION\_N

LANG1. (CATI ONLY) [Indicate language\(s\) used to conduct this interview](#)

- **ENTER all that apply**

GO TO RPAY2A



DK/RF NOT ALLOWED

LANG2. (CATI ONLY) [Who did the translating?](#)

DK/RF NOT ALLOWED

PSID RPAY2A modified

RPAY2A. (CATI) [*WTRPREPAID=NO*: You will receive \$[PAYMENT] from the University of Michigan in appreciation of your help. In order for the University to send your payment or other correspondence, I'd like to make sure that I have your correct contact information. / *WTRPREPAID=YES*: [This interview was PREPAID](#). In order for the University to keep in touch with you, I'd like to make sure that I have your correct contact information.]

- [Verify/Update/Change \(R's\) mailing address and phone number](#)
- [ENTER \[1\] to continue](#)

→ GO TO RMAILADDR (CATI)

(WEB) You will receive \$[PAYMENT] from the University of Michigan in appreciation of your help. In order to send your payment, we'd like to make sure we have your correct contact information.

*Please select NEXT to continue.*

→ GO TO RMAILADDR (WEB)

### Respondent Address, Phones, Email

PSID ADDRTYPE, TITLE, NAMF, NAMM, NAML, SUFFIX, CTRYCODE (COUNTRY), INCO, ADDR1, APTSTE, ADDR2, CITY, STCODE (STATE), ZIP, WTRCELL, CELLPH, CELLFOR, WTRHOME, HOMEPH, HOMEFOR

#### **SECTION\_N.RMAILADDR (CATI)**

(Prefilled with preloaded respondent name, address, phones)

ADDRTYPE. Which Address (Not asked)

TITLE. Title – e.g. “Mr”, “Mrs”, “Ms”, “Miss”, “Dr”  
(What is your name and complete mailing address?)

- [If no title, PRESS \[Enter\] to continue](#)
- [Ctrl-D and Ctrl-R not allowed; For DK/RF, PRESS \[Enter\] to continue](#)

NAMF. First Name

- [Ctrl-D and Ctrl-R not allowed; For DK/RF type \[DK\] or \[RF\]](#)

NAMM. Middle Name

- [Ask for Middle Name but do not probe DK or RF](#)
- [If none, PRESS \[Enter\] to continue](#)
- [Ctrl-D and Ctrl-R not allowed; For DK/RF, PRESS \[Enter\] to continue](#)

NAML. Last Name

- [Ctrl-D and Ctrl-R not allowed; For DK/RF type \[DK\] or \[RF\]](#)

SUFFIX. Suffix – e.g. “Sr”, “Jr”

- [If none, PRESS \[Enter\] to continue](#)
- [Ctrl-D and Ctrl-R not allowed; For DK/RF, PRESS \[Enter\] to continue](#)

CTRYCODE. Country

- [ENTER \[185 UNITED STATES\] for Puerto Rico, U.S. Virgin Islands, Guam, American Samoa or the Northern Mariana Islands](#)

1 – 193 (Defaults to 185/US)



- INCO. **In Care Of**  
Is there an "in care of" for the address?
- If none, PRESS [Enter] to continue
  - Ctrl-D and Ctrl-R not allowed; For DK/RF, PRESS [Enter] to continue
- 
- ADDR1. **Address 1**
- IF R says the mailing address contains both a street address and PO Box: ENTER street address here (Address 1) and ENTER PO Box in Address 2
  - Ctrl-D and Ctrl-R not allowed; For DK/RF type [DK] or [RF]
- CHECK for DK, RF, or DON'T KNOW entered: A valid address is required in order for us to make a payment, including name, address line 1, city, state, zip/postal code and country. This payment will not be made until this information is provided.*
- APTSTE. **Apt/Suite**
- If none, PRESS [Enter] to continue
  - ENTER [Apt] or [Ste] plus numbers and /or letters
  - Ctrl-D and Ctrl-R not allowed; For DK/RF, PRESS [ENTER] to continue
- 
- ADDR2. **Address Line 2**
- IF R has a street address and a PO Box in the same city, ENTER PO Box here in Address Line 2.
  - If none, PRESS [Enter] to continue
  - Ctrl-D and Ctrl-R not allowed; For DK/RF, PRESS [Enter] to continue
- 
- CITY. **City**
- Ctrl-D and Ctrl-R not allowed; For DK/RF type [DK] or [RF]
- CHECK for DK, RF, or DON'T KNOW entered: A valid address is required in order for us to make a payment, including name, address line 1, city, state, zip/postal code and country. This payment will not be made until this information is provided.*
- STCODE. **State** (For COUNTRY=185)
- 1 – 57 (Assigned 57/FC if Country<>185)
- ZIP. **Zip Code**
- Ctrl-D and Ctrl-R not allowed; For DK/RF ENTER all [0]'s
- GO TO WTRCELL
- WTRCELL. Do you have a cell phone?
- Do NOT ask but ENTER [1] if you know R is using a cell phone
  - Ctrl-D and Ctrl-R not allowed; For DK/RF ENTER [5]
- GO TO WTRHOME
- ↓

## CELLPH. Cell Phone - Area Code and Telephone Number

What is the area code and phone number?

- ASK; or CONFIRM if phone number has been prelisted
- If foreign phone, PRESS [ENTER] to go to foreign phone field
- Ctrl-D and Ctrl-R not allowed; For DK/RF, GO BACK and ENTER [5] at previous question
- Please enter this phone number starting with the area code. Do not include a long distance code/prefix 1.

[ENTER] (\_\_\_\_) \_\_\_\_-\_\_\_\_ → GO TO WTRHOME



CHECK: Please enter a 10 digit cell phone number

## CELLFOR. Cell Phone - Foreign Number

(What is the area code and phone number?)

- ASK; or CONFIRM if phone number has been prelisted
- Ctrl-D and Ctrl-R not allowed; For DK/RF, GO BACK and ENTER [5] at previous question

String 10

WTRHOME. Do you have a home phone?

- Ctrl-D and Ctrl-R not allowed; For DK/RF ENTER [5]

1. Yes 5. No → GO TO RPAY2EMAIL



## HOMEPH. Home Phone - Area Code and Telephone Number

What is the area code and phone number?

- ASK; or CONFIRM if phone number has been prelisted
- If foreign phone, PRESS [ENTER] to go to foreign phone field
- Ctrl-D and Ctrl-R not allowed; For DK/RF, GO BACK and ENTER [5] at previous question
- Please enter this phone number starting with the area code. Do not include a long distance code/prefix 1.

[ENTER] (\_\_\_\_) \_\_\_\_-\_\_\_\_ → GO TO RPAY2EMAIL



CHECK: Please enter a 10 digit home phone number

## HOMEFOR. Home Phone - Foreign Number

(What is the area code and phone number?)

- ASK; or CONFIRM if phone number has been prelisted
- Ctrl-D and Ctrl-R not allowed; For DK/RF, GO BACK and ENTER [5] at previous question

String 20 → GO TO RPAY2EMAIL

**END RMAILADDR (CATI)**

*PSID RPAY2G modified, RPAY2H, RPAY2I modified, RPAY2J*

**SECTION\_N.RPAY2EMAIL (CATI)**

*(Prefilled with preloaded respondent email)*

## WTREMAIL. Is there an email address where we can contact you?

1. Yes 5. No → GO TO RPAY3A



- EMAIL. (What is that e-mail address?)
- ASK; or CONFIRM if the email address has been prelisted
  - ENTER email address, then READ BACK and VERIFY with Respondent
  - Ctrl-D and Ctrl-R not allowed; For DK/RF type [DK] or [RF]

String 50

CHECK: Please include "@" and "." in the email.

WTREMAIL2. Is there another email address where we can contact you?

1. Yes 5. No → GO TO RPAY3A

↓

- EMAIL2. (What is that e-mail address?)
- ASK; or CONFIRM if the email address has been prelisted
  - ENTER email address, then READ BACK and VERIFY with Respondent
  - Ctrl-D and Ctrl-R not allowed; For DK/RF type [DK] or [RF]

String 50

CHECK: Please include "@" and "." in the email.

**END RPAY2EMAIL (CATI) (GO TO RPAY3A)**

PSID RMAILADDR WEB GRID

**SECTION\_N.RMAILADDR (WEB)***(Prefilled with preloaded respondent name, address, phones)*

Please review your contact information below. If everything is correct, click "Next" to continue. If anything needs updating, please make your changes and then click "Next" to save your updates and continue.

*You may accept the payment or have it sent to someone else of your choosing on a later screen.*

Next  → GO TO RPAY3A

TITLE.	Title	<input type="text" value="String 6"/>	
NAMF.	First Name	<input type="text" value="String 20"/>	
NAMM.	Middle Name	<input type="text" value="String 20"/>	
NAML.	Last Name*	<input type="text" value="String 20"/>	
SUFFIX.	Suffix	<input type="text" value="String 20"/>	
CTRYCODE.	Country <i>United States includes Puerto Rico, U.S. Virgin Islands, Guam, American Samoa and the Northern Mariana Islands</i>	<input type="text" value="Select ▾"/>	1 – 193 (Defaults to 185/US)
INCO.	In Care Of <i>"In Care Of" is used for mail to be delivered to someone at another person's address and usually contains the name of the person to whom the address belongs.</i>	<input type="text" value="String 40"/>	
ADDR1.	Address Line 1	<input type="text" value="String 40"/>	
APTSTE.	Apartment or Suite <i>Enter "Apt" or "Ste" plus numbers or letters.</i>	<input type="text" value="String 10"/>	
ADDR2.	Address Line 2 <i>"Address Line 2" is most often used for a room or floor number.</i>	<input type="text" value="String 40"/>	
CITY.	City	<input type="text" value="String 40"/>	
STCODE.	State (U.S.)	<input type="text" value="Select ▾"/>	1 – 57 (Assigned 57/FC if Country<>185)
ZIP.	Zip Code (U.S.)	<input type="text" value="String 10"/>	
POSTALCODE.	Postal Code (non U.S.)	<input type="text" value="String 10"/>	
CELLPH.	Cell Phone Number (U.S.) <i>Please enter this phone number starting with the area code. Do not include a long distance code/prefix 1.</i>	<input type="text" value="(____) ____ - ____"/>	If CELLPH/CELLFOR=Response, Assign WTRCELL=Yes; All Others, Assign WTRCELL=No.
CELLFOR.	Cell Phone Number (non U.S.)	<input type="text" value="String 20"/>	

HOMEPH.	Home Phone Number (U.S.) <i>Please enter this phone number starting with the area code. Do not include a long distance code/prefix 1.</i>	( _ _ ) _ _ - _ _ _ _	If HOMEPH/HOMEFOR=Response, Assign WTRHOME=Yes; All Others, Assign WTRHOME=No.
HOMEFOR.	Home Phone Number (non U.S.)	String 20	

CHECK for FIRST, LAST, ADDR1, CITY, or STATE=NA: A valid address is required in order for us to make a payment, including name, address line 1, city, state, zip/postal code and country. This payment will not be made until this information is provided

CHECK for CELLPH string width < 10: Please enter a 10 digit cell phone number.

CHECK for HOMEPH string width < 10: Please enter a 10 digit home phone number.

### END RMAILADDR (WEB)

PSID RPAY2G\_H WEB GRID

### SECTION\_N.RPAY2EMAIL (WEB)

*(Prefilled with preloaded respondent email)*

<u>Email Address</u>			
EMAIL.	Email	String 50	If EMAIL=Response, Assign WTREMAIL=Yes; All Others, Assign WTREMAIL=No.
EMAIL2.	2 <sup>nd</sup> Email	String 50	If EMAIL2=Response, Assign WTREMAIL2=Yes; All Others, Assign WTREMAIL2=No

CHECK: Please include "@" and "." in the email.

### END RPAY2EMAIL (WEB)

### Street/Physical Address

PSID RPAY3A

RPAY3A. (CATI) Is your street address, the address where you actually live, different from your mailing address? (Can you tell me that address?)

#### Mailing Address

^RMailAddr.Addr1 ^RMailAddr.Aptste ^RMailAddr.Addr2^RMailAddr.City ^RMailAddr.StCode [COUNTRYCODE<>US: ^RMailAddr.CntryCode] ^RMailAddr.Zip

- STREET ADDRESS is the address where R ACTUALLY LIVES, which is sometimes different from R's mailing address
- Ctrl-D and Ctrl-R not allowed; For DK/RF ENTER [5]
- If R cannot report the full street address, ENTER [5]

1. Yes	5. No	→ GO TO RPAY4PPCKPT
--------	-------	---------------------



(WEB) Is your street address, the address where you ACTUALLY live different from your mailing address (^RmailAddr.Addr1 ^RmailAddr.Aptste ^RmailAddr.Addr2^RmailAddr.City ^RmailAddr.StCode [COUNTRYCODE<>US: ^RmailAddr.CntryCode] ^RmailAddr.Zip)?

1. Yes, street address is different from mailing address	5. No, street and mailing addresses are the same	→ GO TO RPAY4PPCKPT
----------------------------------------------------------	--------------------------------------------------	---------------------



PSID CTRYCODE, INCO, ADDR1, APTSTE, ADDR2, CITY, STCODE, ZIP

**SECTION\_N.RPAY3B (CATI)**

CTRYCODE. Country  
Please tell me that address.

- ENTER [185 UNITED STATES] for Puerto Rico, U.S. Virgin Islands, Guam, American Samoa or the Northern Mariana Islands

1 – 193 (Defaults to 185/US)

INCO. In Care Of  
Is there an “in care of” for this address?”

- If none, PRESS [Enter] to continue
- Ctrl-D and Ctrl-R not allowed; For DK/RF, PRESS [Enter] to continue

ADDR1. Address Line 1

- DO NOT enter PO Box here, since we are asking for R's street address. GO BACK to the previous section R's Mailing Address to enter a PO Box for R.
- Ctrl-D and Ctrl-R not allowed; For DK/RF type [DK] or [RF]

APTSTE. Apt/Suite

- If none, PRESS [Enter] to continue
- ENTER [Apt] or [Ste] plus numbers and /or letters
- Ctrl-D and Ctrl-R not allowed; For DK/RF, PRESS [ENTER] to continue

ADDR2. Address Line 2

- DO NOT enter PO Box here, since we are asking for R's street address. GO BACK to the previous section R's Mailing Address to enter a PO Box for R.
- If none, PRESS [Enter] to continue
- Ctrl-D and Ctrl-R not allowed; For DK/RF, PRESS [Enter] to continue

CITY. City

- Ctrl-D and Ctrl-R not allowed; For DK/RF type [DK] or [RF]

CHECK for DK, RF, or DON'T KNOW entered: A valid address is required in order for us to make a payment, including name, address line 1, city, state, zip/postal code and country. This payment will not be made until this information is provided.

STCODE. State (For COUNTRY=185)

1 – 57 (Assigned 57/FC if Country<>185)

↓

ZIP. Zip Code

- For addresses outside the U.S., PRESS [ENTER] to continue to foreign postal code field
- Ctrl-D and Ctrl-R not allowed; For DK/RF ENTER all [0]'s

→ GO TO POSTALCODE

POSTALCODE. Postal Code

- Ctrl-D and Ctrl-R not allowed; For DK/RF ENTER all [0]'s

→ GO TO WTRCELL

**END RPAY3B (CATI) (GO TO RPAY4CKPT)**

PSID RPAY3B Web Grid

**SECTION\_N.RPAY3B (WEB)**

Please enter your street address below. When you're finished, please click "Next" to save your updates and continue.

Next	→ GO TO RPAY4CKPT		
CTRYCODE.	Country <i>United States includes Puerto Rico, U.S. Virgin Islands, Guam, American Samoa and the Northern Mariana Islands</i>	Select ▾	1 – 193 (Defaults to 185/US)
INCO.	In Care Of <i>"In Care Of" is used for mail to be delivered to someone at another person's address and usually contains the name of the person to whom the address belongs.</i>	String 40	
ADDR1.	Address Line 1	String 40	
APTSTE.	Apartment or Suite <i>Enter "Apt" or "Ste" plus numbers or letters</i>	String 10	
ADDR2.	Address Line 2 <i>"Address Line 2" is most often used for a room or floor number.</i>	String 40	
CITY.	City	String 40	
STCODE.	State (U.S.)	Select ▾	1 – 57 (Assigned 57/FC if Country<>185)
ZIP.	Zip Code (U.S.)	String 10	
POSTALCODE.	Postal Code (non U.S.)	String 10	

*CHECK for FIRST, LAST, ADDR1, CITY, or STATE=NA: A valid address is required in order for us to make a payment, including name, address line 1, city, state, zip/postal code and country. This payment will not be made until this information is provided.*

**END RPAY3B (WEB)**Prepayment

PSID RPAY4PPCKPT modified

RPAY4PPCKPT. CAI Checkpoint: Whether Interview Incentive Was Prepaid

<input style="width: 40%; height: 20px;" type="text" value="1. Prepaid (WTRPREPAID=YES)"/> <input style="width: 40%; height: 20px;" type="text" value="5. Not Prepaid (WTRPREPAID=NO)"/> <span style="padding-left: 10px;">→ GO TO RPAY4A</span>
↓

PSID RPAY4PP

RPAY4PP. (CATI) Interviewer Checkpoint

- This interview was prepaid \$[AMTPREPAID] – was the prepayment received? ASK R if needed.
  - The standard payment amount for this interview is \$[PAYMENT]
  - Non-standard payment amounts can be \$[PAYMENT] to \$[PAYMENT\*2]
  - Other payment amounts (e.g., in addition to prepaid amount) can be \$1.00 to \$[PAYMENT\*2]
- Ctrl-D and Ctrl-R not allowed; For DK/RF, ENTER [1]

1. Yes, prepayment received and accepted	→ Assign RPAY4A=1; Then GO TO RPAY5A	2. Yes, prepayment received but a different payment is needed	5. No, prepayment was not received
------------------------------------------	--------------------------------------	---------------------------------------------------------------	------------------------------------



(WEB) Did you receive your \$[AMTPREPAID] payment?

1. Yes, I received my payment	→ Assign RPAY4A=1; Then GO TO RPAY5A	5. No, I did not receive my payment	CHECK (NA): Your response is required.
-------------------------------	--------------------------------------	-------------------------------------	----------------------------------------



### Who Receives Payment

PSID RPAY4A modified

RPAY4A. (CATI) [WTRPREPAID=YES: IWER: This interview was PREPAID \$[AMTPREPAID] but R reported the prepayment was not received or a different/additional payment is needed.]

You may accept the [WTRPREPAID=NO: \$[PAYMENT] / WTRPREPAID=YES: payment] or have it sent to someone else of your choosing. Which would you prefer?

- Ctrl-D and Ctrl-R not allowed; For DK/RF ENTER [1]

1. Respondent accepts \$[PAYMENT]	3. Other person should receive \$[PAYMENT]	4. Payment declined
GO TO RPAY5A	↓ RPAY4B (CATI)	GO TO RPAY5A

(WEB) You may accept the \$[PAYMENT] payment for completing this interview or have it sent to someone else of your choosing. Which would you prefer?

1. Send payment to me	3. Send payment to someone else	4. I'd rather not receive a payment	CHECK (NA): Your response is required.
GO TO RPAY5A	↓ RPAY4B (WEB)	GO TO RPAY5A	

### Other Payee Address, Phones

PSID ADDRTYPE, TITLE, NAMF, NAMM, NAML, SUFFIX, CTRYCODE (COUNTRY), INCO, ADDR1, APTSTE, ADDR2, CITY, STCODE (STATE), ZIP, WTRCELL, CELLPH, CELLFOR, WTRHOME, HOMEPH, HOMEFOR

#### SECTION\_N.RPAY4B (CATI)

ADDRTYPE. Which Address (Not asked)

3. OthPayee

TITLE. Title – e.g. “Mr”, “Mrs”, “Ms”, “Miss”, “Dr”

Who would you like to receive the payment?

- If no title, PRESS [Enter] to continue
- Ctrl-D and Ctrl-R not allowed; For DK/RF, PRESS [Enter] to continue

String 6

NAMF. First Name

- Ctrl-D and Ctrl-R not allowed; For DK/RF type [DK] or [RF]

String 20

CHECK for DK, RF, or DON'T KNOW entered: A valid address is required in order for us to make a payment, including name, address line 1, city, state, zip/postal code and country. This payment will not be made until this information is provided.



- NAMM. Middle Name
- Ask for Middle Name but do not probe DK or RF
  - If none, PRESS [Enter] to continue
  - Ctrl-D and Ctrl-R not allowed; For DK/RF, PRESS [Enter] to continue
- 
- NAML. Last Name
- Ctrl-D and Ctrl-R not allowed; For DK/RF type [DK] or [RF]
- 
- SUFFIX. Suffix – e.g. “Sr”, “Jr”
- If none, PRESS [Enter] to continue
  - Ctrl-D and Ctrl-R not allowed; For DK/RF, PRESS [Enter] to continue
- 
- CTRYCODE. Country
- To what address should we send the payment?
- ENTER [185 UNITED STATES] for Puerto Rico, U.S. Virgin Islands, Guam, American Samoa or the Northern Mariana Islands
- 1 – 193 (Defaults to 185/US)
- INCO. In Care Of
- If none, PRESS [Enter] to continue
  - Ctrl-D and Ctrl-R not allowed; For DK/RF, PRESS [Enter] to continue
- 
- ADDR1. Address 1
- IF R says the mailing address contains both a street address and PO Box: ENTER street address here (Address 1) and ENTER PO Box in Address 2
  - Ctrl-D and Ctrl-R not allowed; For DK/RF type [DK] or [RF]
- CHECK for DK, RF, or DON'T KNOW entered: A valid address is required in order for us to make a payment, including name, address line 1, city, state, zip/postal code and country. This payment will not be made until this information is provided.
- APTSTE. Apt/Suite
- If none, PRESS [Enter] to continue
  - ENTER [Apt] or [Ste] plus numbers and /or letters
  - Ctrl-D and Ctrl-R not allowed; For DK/RF, PRESS [ENTER] to continue
- 
- ADDR2. Address Line 2
- IF R has a street address and a PO Box in the same city, ENTER PO Box here in Address Line 2.
  - If none, PRESS [Enter] to continue
  - Ctrl-D and Ctrl-R not allowed; For DK/RF, PRESS [Enter] to continue
- 
- CITY. City
- Ctrl-D and Ctrl-R not allowed; For DK/RF type [DK] or [RF]
- CHECK for DK, RF, or DON'T KNOW entered: A valid address is required in order for us to make a payment, including name, address line 1, city, state, zip/postal code and country. This payment will not be made until this information is provided.

STCODE. State (For COUNTRY=185)

Select ▾ 1 – 57 (Assigned 57/FC if Country<>185)



ZIP. Zip Code

- For addresses outside the U.S., PRESS [ENTER] to continue to foreign postal code field
- Ctrl-D and Ctrl-R not allowed; For DK/RF ENTER all [0]'s

String 10 → GO TO POSTALCODE

POSTALCODE. Postal Code

- Ctrl-D and Ctrl-R not allowed; For DK/RF ENTER all [0]'s

String 10 → GO TO WTRCELL

WTRCELL. Does [RPAY4B.NAMF RPAY4B.NAML] have a cell phone?

- Ctrl-D and Ctrl-R not allowed; For DK/RF ENTER [5]

1. Yes 5. No → GO TO WTRHOME



CELLPH. Cell Phone - Area Code and Telephone Number

What is the area code and phone number?

- If foreign phone, PRESS [ENTER] to go to foreign phone field
- Ctrl-D and Ctrl-R not allowed; For DK/RF, GO BACK and ENTER [5] at previous question
- Please enter this phone number starting with the area code. Do not include a long distance code/prefix 1.

[ENTER] (\_\_\_\_) \_\_\_\_-\_\_\_\_ → GO TO WTRHOME



CHECK: Please enter a 10 digit cell phone number

CELLFOR. Cell Phone - Foreign Number

(What is the area code and phone number?)

- Ctrl-D and Ctrl-R not allowed; For DK/RF, GO BACK and ENTER [5] at previous question

String 20

WTRHOME. Does [RPAY4B.NAMF RPAY4B.NAML] have a home phone?

- Ctrl-D and Ctrl-R not allowed; For DK/RF ENTER [5]

1. Yes 5. No → GO TO RPAY5A



HOMEPH. Home Phone - Area Code and Telephone Number

What is the area code and phone number?

- ASK; or CONFIRM if phone number has been prelisted
- If foreign phone, PRESS [ENTER] to go to foreign phone field
- Ctrl-D and Ctrl-R not allowed; For DK/RF, GO BACK and ENTER [5] at previous question
- Please enter this phone number starting with the area code. Do not include a long distance code/prefix 1.

[ENTER] (\_\_\_\_) \_\_\_\_-\_\_\_\_ → GO TO RPAY5A



CHECK: Please enter a 10 digit home phone number

HOMEFOR. [Home Phone - Foreign Number](#)

(What is the area code and phone number?)

- [ASK](#); or [CONFIRM](#) if phone number has been prelisted
- [Ctrl-D](#) and [Ctrl-R](#) not allowed; For [DK/RF](#), [GO BACK](#) and [ENTER \[5\]](#) at previous question

→ GO TO RPAY5A

**END RPAY4B (CATI)** (GO TO RPAY5A)

PSID RPAYB Web Grid

**SECTION\_N.RPAY4B (WEB)**

Please enter contact information for the person to whom you would like us to send the payment. When you're finished, please select "Next" to save your changes.

→ GO TO RPAY5A

TITLE.	Title	<input type="text" value="String 6"/>	
NAMF.	First Name	<input type="text" value="String 20"/>	
NAMM.	Middle Name	<input type="text" value="String 20"/>	
NAML.	Last Name*	<input type="text" value="String 20"/>	
SUFFIX.	Suffix	<input type="text" value="String 20"/>	
CTRYCODE.	Country <i>United States includes Puerto Rico, U.S. Virgin Islands, Guam, American Samoa and the Northern Mariana Islands</i>	<input type="text" value="Select ▾"/>	1 – 193 (Defaults to 185/US)
INCO.	In Care Of <i>"In Care Of" is used for mail to be delivered to someone at another person's address and usually contains the name of the person to whom the address belongs.</i>	<input type="text" value="String 40"/>	
ADDR1.	Address Line 1	<input type="text" value="String 40"/>	
APTSTE.	Apartment or Suite <i>Enter "Apt" or "Ste" plus numbers or letters</i>	<input type="text" value="String 10"/>	
ADDR2.	Address Line 2 <i>"Address Line 2" is most often used for a room or floor number.</i>	<input type="text" value="String 40"/>	
CITY.	City	<input type="text" value="String 40"/>	
STCODE.	State (U.S.)	<input type="text" value="Select ▾"/>	1 – 57 (Assigned 57/FC if Country<>185)
ZIP.	Zip Code (U.S.)	<input type="text" value="String 10"/>	
POSTALCODE.	Postal Code (non U.S.)	<input type="text" value="String 10"/>	
CELLPH.	Cell Phone Number (U.S.) <i>Please enter this phone number starting with the area code. Do not include a long distance code/prefix 1.</i>	<input type="text" value="(____) ____-____"/>	

CELLFOR.	Cell Phone Number (non U.S.)	String 20	
HOMEPH.	Home Phone Number (U.S.) <i>Please enter this phone number starting with the area code. Do not include a long distance code/prefix 1.</i>	(__)-____-____	If HOMEPH/HOMEFOR=Response, Assign WTRHOME=Yes; All Others, Assign WTRHOME=No.
HOMEFOR.	Home Phone Number (non U.S.)	String 20	

*CHECK for FIRST, LAST, ADDR1, CITY, or STATE=NA: A valid address is required in order for us to make a payment, including na address line 1, city, state, zip/postal code and country. This payment will not be made until this information is provided*

*CHECK for CELLPH string width < 10: Please enter a 10 digit cell phone number.*

*CHECK for HOMEPH string width < 10: Please enter a 10 digit home phone number.*

## END RPAY4B (WEB)

### Contact Person 1 Address, Phones, Email

*PSID RPAY5A modified*

RPAY5A. (CATI) We may contact you again in about two years. You will receive a token of our appreciation for that interview, too. Just in case you should move before then and we don't receive your address update postcard, we would like the name of someone, such as a close friend or relative not living with you, who will know where we can reach you.

- ENTER [1] to continue
- Ctrl-D and Ctrl-R not allowed: For DK/RF, Enter 7

1. Continue → GO TO RPAY5CKPT 7. R refused contact info DK/RF

GO TO RPAY7 RULE (CLEAR OUT  
PRELISTED CP1/CP2 INFO)

(WEB) We may contact you again in about two years and you will receive a token of our appreciation for that interview, too. Just in case you should move before then and we don't receive your address update postcard, we would like the name of someone, such as a close friend or relative not living with you, who will know where we can reach you.

1. Continue 7. I prefer not to provide this information NA

↓  
GO TO RPAY7 RULE (CLEAR OUT PRELISTED  
CP1/CP2 INFO)

*PSID RPAY5CKPT*

RPAY5CKPT. CAI Checkpoint: Whether Contact Person 1 Information Preloaded

1. Contact Person 1 Preloaded 5. Contact Person 1 Not Preloaded → GO TO RPAY5D  
↓

PSID RPAY5C

RPAY5C. (CATI) Last time, we had [PRELOAD.FIRSTNAME\_2 PRELOAD.LASTNAME\_2] listed as a contact for you. Would you like to continue with this contact?

- ENTER [7] if R refuses Contact Person information
- Ctrl-D and Ctrl-R not allowed

1. Yes, continue with this contact    5. No, change this contact    7. R refused contact info

↓ RPAY5D1

GO TO RPAY5D (CATI)

GO TO RPAY6CKPT

(WEB) Last time, we had [PRELOAD.FIRSTNAME\_2 PRELOAD.LASTNAME\_2] listed as a contact for you. Would you like to continue with this contact?

1. Yes, continue to list this person as a contact

5. No, I'd like to replace this person with a different contact

7. No, I'd prefer not to use this person as a contact any longer

NA

GO TO RPAY5D (WEB)

GO TO RPAY6CKPT

PSID RPAY5D1

RPAY5D1. (CATI) Is the address I have for [PRELOADED CONTACT PERSON 1] correct?

- READ Contact Person 1 address to R

1. Yes, address is correct

→ Assign RPAY5D.ADDRTYPE=4,  
RPAY5D address=Preload & GO  
TO RPAY5D.WTRCELL

5. No, address needs updating

DK/RF

↓

## SECTION\_N.RPAY5D (CATI)

PSID ADDRTYPE, TITLE, NAMF, NAMM, NAML, SUFFIX, CTRYCODE (COUNTRY), INCO, ADDR1, APTSTE, ADDR2, CITY, STCODE (STATE), ZIP, WTRCELL, CELLPH, CELLFOR, WTRHOME, HOMEPH, HOMEFOR

(Prefilled with preloaded contact person 1 name, address, phones)

ADDRTYPE. Which Address (Not asked)

4. Contact1

TITLE.

Title – e.g. “Mr”, “Mrs”, “Ms”, “Miss”, “Dr”

[RPAY5C=CONTINUE: Does (he / she) still live at this address? Is the phone number right? Area code and phone number? Extension? / RPAY5C=CHANGE or RPAY5BCKPT=5: Who shall I list as a contact person for you? What is (his / her) complete name and mailing address?]

- If needed, REMIND R: This should be someone, such as a close friend or relative not living with you, who will know where we can reach you
- If no title, PRESS [Enter] to continue
- Ctrl-D and Ctrl-R not allowed; For DK/RF, PRESS [Enter] to continue
- IF R refuses Contact Person info, DO NOT ENTER anything here. GO BACK and ENTER [7] at RPAY5c to exit these questions (you may need to go back and ENTER RPAY5b=1 first)

String 6

NAMF.

First Name

- Ctrl-D and Ctrl-R not allowed; For DK/RF type [DK] or [RF]

String 20

CHECK for DK, RF, or DON'T KNOW entered: A valid address is required in order for us to make a payment, including name, address line 1, city, state, zip/postal code and country. This payment will not be made until this information is provided.

NAMM.

Middle Name

- Ask for Middle Name but do not probe DK or RF
- If none, PRESS [Enter] to continue
- Ctrl-D and Ctrl-R not allowed; For DK/RF, PRESS [Enter] to continue

String 20

- NAML. Last Name
- Ctrl-D and Ctrl-R not allowed; For DK/RF type [DK] or [RF]
- CHECK for DK, RF, or DON'T KNOW entered: A valid address is required in order for us to make a payment, including name, address line 1, city, state, zip/postal code and country. This payment will not be made until this information is provided.
- SUFFIX. Suffix – e.g. “Sr”, “Jr”
- If none, PRESS [Enter] to continue
  - Ctrl-D and Ctrl-R not allowed; For DK/RF, PRESS [Enter] to continue
- 
- CTRYCODE. Country
- ENTER [185 UNITED STATES] for Puerto Rico, U.S. Virgin Islands, Guam, American Samoa or the Northern Mariana Islands
- 1 – 193 (Defaults to 185/US)
- INCO. In Care Of
- Is there an “in care of” for this address?
- If none, PRESS [Enter] to continue
  - Ctrl-D and Ctrl-R not allowed; For DK/RF, PRESS [Enter] to continue
- 
- ADDR1. Address 1
- IF R says the mailing address contains both a street address and PO Box: ENTER street address here (Address 1) and ENTER PO Box in Address 2
  - Ctrl-D and Ctrl-R not allowed; For DK/RF type [DK] or [RF]
- CHECK for DK, RF, or DON'T KNOW entered: A valid address is required in order for us to make a payment, including name, address line 1, city, state, zip/postal code and country. This payment will not be made until this information is provided.
- APTSTE. Apt/Suite
- If none, PRESS [Enter] to continue
  - ENTER [Apt] or [Ste] plus numbers and /or letters
  - Ctrl-D and Ctrl-R not allowed; For DK/RF, PRESS [Enter] to continue
- 
- ADDR2. Address Line 2
- IF R has a street address and a PO Box in the same city, ENTER PO Box here in Address Line 2.
  - If none, PRESS [Enter] to continue
  - Ctrl-D and Ctrl-R not allowed; For DK/RF, PRESS [Enter] to continue
- 
- CITY. City
- Ctrl-D and Ctrl-R not allowed; For DK/RF type [DK] or [RF]
- 
- STCODE. State (For COUNTRY=185)
- 1 – 57 (Assigned 57/FC if Country<>185)
- ↓

- ZIP. **Zip Code**
- For addresses outside the U.S., PRESS [ENTER] to continue to foreign postal code field
- GO TO POSTALCODE
- POSTALCODE. **Postal Code**
- Ctrl-D and Ctrl-R not allowed; For DK/RF ENTER all [0]'s
- GO TO WTRCELL
- WTRCELL. Does [RPAY5D.NAMF RPAY5D.NAML] have a cell phone?
- Ctrl-D and Ctrl-R not allowed; For DK/RF ENTER [5]
- GO TO WTRHOME
- ↓
- CELLPH. **Cell Phone - Area Code and Telephone Number**
- What is the area code and phone number?
- ASK; or CONFIRM if phone number has been prelisted
  - If foreign phone, PRESS [ENTER] to go to foreign phone field
  - Ctrl-D and Ctrl-R not allowed; For DK/RF, GO BACK and ENTER [5] at previous question
  - Please enter this phone number starting with the area code. Do not include a long distance code/prefix 1.
- GO TO WTRHOME
- ↓ CHECK: Please enter a 10 digit cell phone number
- CELLFOR. **Cell Phone - Foreign Number**
- (What is the area code and phone number?)
- ASK; or CONFIRM if phone number has been prelisted
  - Ctrl-D and Ctrl-R not allowed; For DK/RF, GO BACK and ENTER [5] at previous question
- 
- WTRHOME. Does [RPAY5D.NAMF RPAY5D.NAML] have a home phone?
- Ctrl-D and Ctrl-R not allowed; For DK/RF ENTER [5]
- GO TO RPAY5EMAIL
- ↓
- HOMEPH. **Home Phone - Area Code and Telephone Number**
- What is the area code and phone number?
- ASK; or CONFIRM if phone number has been prelisted
  - If foreign phone, PRESS [ENTER] to go to foreign phone field
  - Ctrl-D and Ctrl-R not allowed; For DK/RF, GO BACK and ENTER [5] at previous question
  - Please enter this phone number starting with the area code. Do not include a long distance code/prefix 1.
- GO TO RPAY5EMAIL
- ↓ CHECK: Please enter a 10 digit home phone number
- HOMEFOR. **Home Phone - Foreign Number**
- (What is the area code and phone number?)
- ASK; or CONFIRM if phone number has been prelisted
  - Ctrl-D and Ctrl-R not allowed; For DK/RF, GO BACK and ENTER [5] at previous question
- GO TO RPAY5EMAIL

END RPAY5D (CATI)

PSID RPAY5K, RPAY5L, RPAY5M, RPAY5N

**SECTION\_N.C1EMAIL (CATI)***(Prefilled with preloaded contact person 1 email)*

WTREMAIL. Is there an email address where we can contact [RPAY5D.NAMF RPAY5D.NAML]?

 1. Yes  5. No → GO TO RPAY5J

EMAIL. (What is that e-mail address?)

- ASK; or CONFIRM if the email address has been prelisted
- ENTER email address, then READ BACK and VERIFY with Respondent
- Ctrl-D and Ctrl-R not allowed; For DK/RF type [DK] or [RF]

 String 50

CHECK: Please include "@" and "." in the email

WTREMAIL2. Is there another email address where we can contact [RPAY5D.NAMF RPAY5D.NAML]? 1. Yes  5. No → GO TO RPAY5J

EMAIL2. (What is that e-mail address?)

- ASK; or CONFIRM if the email address has been prelisted
- ENTER email address, then READ BACK and VERIFY with Respondent
- Ctrl-D and Ctrl-R not allowed; For DK/RF type [DK] or [RF]

 String 50

CHECK: Please include "@" and "." in the email

**END C1EMAIL (CATI)** (GO TO RPAY5J)

PSID RPAY5D WEB Grid

**SECTION\_N.RPAY5D (WEB)***(Prefilled with preloaded contact person 1 name, address, phones)*

[RPAY5C=CONTINUE: Please review the contact information below. If everything is correct, click "Next" to continue. If anything needs updating, please make your changes and then click "Next" to save your updates and continue. / RPAY5C=CHANGE or RPAY5CKPT=5: Please fill out the information below for the person you would like to list as a contact. When you're finished, please click "Next" to save your updates and continue.]

*This should be someone, such as a close friend or relative NOT LIVING WITH YOU, who will know where we can reach you*

 Next → GO TO RPAY5J

TITLE.	Title	<input type="text"/> String 6
NAMF.	First Name	<input type="text"/> String 20
NAMM.	Middle Name	<input type="text"/> String 20
NAML.	Last Name	<input type="text"/> String 20
SUFFIX.	Suffix	<input type="text"/> String 20
CTRYCODE.	Country <i>United States includes Puerto Rico, U.S. Virgin Islands, Guam, American Samoa and the Northern Mariana Islands</i>	<input type="text"/> Select ▾
INCO.	In Care Of	<input type="text"/> String 40

1 – 193 (Defaults to 185/US)



	<i>"In Care Of" is used for mail to be delivered to someone at another person's address and usually contains the name of the person to whom the address belongs.</i>	<input type="text"/>	
ADDR1.	Address Line 1	<input type="text" value="String 40"/>	
APTSTE.	Apartment or Suite <i>Enter "Apt" or "Ste" plus numbers or letters</i>	<input type="text" value="String 10"/>	
ADDR2.	Address Line 2 <i>"Address Line 2" is most often used for a room or floor number.</i>	<input type="text" value="String 40"/>	
CITY.	City	<input type="text" value="String 40"/>	
STCODE.	State (U.S.)	<input type="text" value="String 50"/>	
		<input type="text" value="Select ▾"/>	1 – 57 (Assigned 57/FC if Country<>185)
ZIP.	Zip Code (U.S.)	<input type="text" value="String 10"/>	
POSTALCODE.	Postal Code (non U.S.)	<input type="text" value="String 10"/>	
CELLPH.	Cell Phone Number (U.S.) <i>Please enter this phone number starting with the area code. Do not include a long distance code/prefix 1</i>	<input type="text" value="( ___ ) ___ - ____"/>	
CELLFOR.	Cell Phone Number (non U.S.)	<input type="text" value="String 20"/>	
HOMEPH.	Home Phone Number (U.S.) <i>Please enter this phone number starting with the area code. Do not include a long distance code/prefix 1.</i>	<input type="text" value="( ___ ) ___ - ____"/>	If HOMEPH/HOMEFOR=Response, Assign WTRHOME=Yes; All Others, Assign WTRHOME=No.
HOMEFOR.	Home Phone Number (non U.S.)	<input type="text" value="String 20"/>	

*CHECK for FIRST, LAST, ADDR1, CITY, or STATE=NA: A valid address is required in order for us to make a payment, including na address line 1, city, state, zip/postal code and country. This payment will not be made until this information is provided*  
*CHECK for CELLPH string width < 10: Please enter a 10 digit cell phone number.*  
*CHECK for HOMEPH string width < 10: Please enter a 10 digit home phone number.*

**END RPAY5D (WEB)**

**SECTION\_N.C1EMAIL (WEB)**

*(Prefilled with preloaded contact person 1 email)*

	<u>Email Address</u>		
EMAIL.	Email 1	<input type="text" value="String 50"/>	If EMAIL=Response, Assign WTREMAIL=Yes; All Others, Assign WTREMAIL=No.
EMAIL2	Email 2	<input type="text" value="String 50"/>	If EMAIL2=Response, Assign WTREMAIL2=Yes; All Others, Assign WTREMAIL2=No.

CHECK: Please include "@" and "." in the email

**END C1EMAIL (WEB)**

PSID RPAY5JJ

RPAY5J. (CATI) What is (his / her) relationship to you?

1. Mother	2. Father	3. Son	4. Daughter	5. Sister	6. Brother
7. Aunt	8. Uncle	9. Grandmother	10. Grandfather	11. Friend	12. Father-in-law
13. Mother-in-law	14. Cousin	97. Other-specify (RPAY5JSPEC. Specify (String 50))			

(WEB) What is this person's relationship to you?

1. Mother	2. Father	3. Son	4. Daughter	5. Sister	6. Brother
7. Aunt	8. Uncle	9. Grandmother	10. Grandfather	11. Friend	12. Father-in-law
13. Mother-in-law	14. Cousin	97. Other- Please specify (RPAY5JSPEC. String 50)			

### Contact Person 2 Address, Phones, Email

RPAY6CKPT. CAI Checkpoint: Whether Contact Person 2 Information Preloaded

1. Contact Person 2 Preloaded	5. Contact Person 2 Not Preloaded	→ GO TO RPAY6C
↓		

PSID RPAY6B modified

RPAY6B. (CATI) Last time, we had [PRELOAD.FIRSTNAME\_3 PRELOAD.LASTNAME\_3] also listed as a contact for you. Would you like to continue with this contact?

- ENTER [7] if R refuses Contact Person information
- Ctrl-D and Ctrl-R not allowed

1. Yes, continue with this contact	5. No, change this contact	7. R refused contact info
GO TO RPAY6D1	GO TO RPAY6D (CATI)	GO TO RPAY7 RULE

(WEB) Last time, we had [PRELOAD.FIRSTNAME\_3 PRELOAD.LASTNAME\_3] also listed as a contact for you. Would you like to continue with this contact?

1. Yes, continue to list this person as a contact	5. No, I'd like to replace this person with a different contact	7. I'd prefer not to use this person as a contact any longer	NA
GO TO RPAY6D (WEB)		GO TO RPAY7 RULE	

PSID RPAY6C modified

RPAY6C. (CATI) We would like to have the name of a second person who will know where to reach you if your first contact is not able to help us. Is there a second person who can help us reach you?

- If needed, REMIND R: This should be someone, such as a close friend or relative not living with you, who will know where we can reach you

1. Yes	→ GO TO RPAY6D (CATI)	5. No	→ GO TO RPAY7CKPT
--------	-----------------------	-------	-------------------

(WEB) We would like to have the name of a second person who will know where to reach you if your first contact is not able to help us. Is there a second person who can help us reach you?

*This should be someone, such as a close friend or relative NOT LIVING WITH YOU, who will know where we can reach you.*

1. Yes	→ GO TO RPAY6D (WEB)	5. No	7. I'd prefer not to provide this information	NA
--------	----------------------	-------	-----------------------------------------------	----

GO TO RPAY7CKPT

PSID RPAY6D1

RPAY6D1. Is the address I have for [PRELOADED CONTACT PERSON 2] correct?

- READ contact person 2 address to R

1. Yes, address is correct	→ Assign RPAY6D.ADDRTYPE=5,	5. No, address needs updating
DK/RF	RPAY6D address=Preload, & GO TO RPAY6D.WTRCELL	↓

## SECTION\_N.RPAY6D (CATI)

PSID ADDRTYPE, TITLE modified, NAMF, NAMM, NAML, SUFFIX, CTRYCODE (COUNTRY), INCO, ADDR1, APTSTE, ADDR2, CITY, STCODE (STATE), ZIP, WTRCELL, CELLPH, CELLFOR, WTRHOME, HOMEPH, HOMEFOR

(Prefilled with preloaded contact person 2 name, address, phones)

ADDRTYPE. Which Address (Not asked)

5. Contact2

TITLE. Title – e.g. “Mr”, “Mrs”, “Ms”, “Miss”, “Dr”

[RPAY6B=CONTINUE: Does (he / she) still live at this address? Is the phone number right? Area code and phone number? Extension? / RPAY6B=CHANGE or RPAY6CKPT=5: Who shall I list as a contact person for you? What is (his / her) complete name and mailing address?]

- If needed, REMIND R: This should be someone, such as a close friend or relative not living with you, who will know where we can reach you
- If no title, PRESS [Enter] to continue
- Ctrl-D and Ctrl-R not allowed; For DK/RF, PRESS [Enter] to continue
- If R refuses Contact Person info, DO NOT ENTER anything here. GO BACK and ENTER [7] at RPay6b to exit these questions (you may need to go back and ENTER RPay6a=1 first)

String 6

NAMF. First Name

- Ctrl-D and Ctrl-R not allowed; For DK/RF type [DK] or [RF]

String 20

CHECK for DK, RF, or DON'T KNOW entered: A valid address is required in order for us to make a payment, including name, address line 1, city, state, zip/postal code and country. This payment will not be made until this information is provided.

NAMM. Middle Name

- Ask for Middle Name but do not probe DK or RF
- If none, PRESS [Enter] to continue
- Ctrl-D and Ctrl-R not allowed; For DK/RF, PRESS [Enter] to continue

String 20

NAML. Last Name

- Ctrl-D and Ctrl-R not allowed; For DK/RF type [DK] or [RF]

String 20

CHECK for DK, RF, or DON'T KNOW entered: A valid address is required in order for us to make a payment, including name, address line 1, city, state, zip/postal code and country. This payment will not be made until this information is provided.

SUFFIX. Suffix – e.g. “Sr”, “Jr”

- If none, PRESS [Enter] to continue
- Ctrl-D and Ctrl-R not allowed; For DK/RF, PRESS [Enter] to continue

String 20

- CTRYCODE. Country
- ENTER [185 UNITED STATES] for Puerto Rico, U.S. Virgin Islands, Guam, American Samoa or the Northern Mariana Islands
- 1 – 193 (Defaults to 185/US)
- INCO. In Care Of
- Is there an “in care of” for this address?
- If none, PRESS [Enter] to continue
  - Ctrl-D and Ctrl-R not allowed; For DK/RF, PRESS [Enter] to continue
- 
- ADDR1. Address 1
- IF R says the mailing address contains both a street address and PO Box: ENTER street address here (Address 1) and ENTER PO Box in Address 2
  - Ctrl-D and Ctrl-R not allowed; For DK/RF type [DK] or [RF]
- CHECK for DK, RF, or DON'T KNOW entered: A valid address is required in order for us to make a payment, including name, address line 1, city, state, zip/postal code and country. This payment will not be made until this information is provided.
- APTSTE. Apt/Suite
- If none, PRESS [Enter] to continue
  - ENTER [Apt] or [Ste] plus numbers and /or letters
  - Ctrl-D and Ctrl-R not allowed; For DK/RF, PRESS [Enter] to continue
- 
- ADDR2. Address Line 2
- IF R has a street address and a PO Box in the same city, ENTER PO Box here in Address Line 2.
  - If none, PRESS [Enter] to continue
  - Ctrl-D and Ctrl-R not allowed; For DK/RF, PRESS [Enter] to continue
- 
- CITY. City
- Ctrl-D and Ctrl-R not allowed; For DK/RF type [DK] or [RF]
- 
- STCODE. State (For COUNTRY=185)
- 1 – 57 (Assigned 57/FC if Country<>185)
- ↓
- ZIP. Zip Code
- For addresses outside the U.S., PRESS [ENTER] to continue to foreign postal code field
- GO TO POSTALCODE
- POSTALCODE. Postal Code
- Ctrl-D and Ctrl-R not allowed; For DK/RF ENTER all [0]'s
- GO TO WTRCELL
- WTRCELL. Does [RPAY5D.NAMF RPAY5D.NAML] have a cell phone?
- Ctrl-D and Ctrl-R not allowed; For DK/RF ENTER [5]
- GO TO WTRHOME
- ↓

CELLPH. **Cell Phone - Area Code and Telephone Number**  
 What is the area code and phone number?

- ASK; or CONFIRM if phone number has been prelisted
- If foreign phone, PRESS [ENTER] to go to foreign phone field
- Ctrl-D and Ctrl-R not allowed; For DK/RF, GO BACK and ENTER [5] at previous question
- Please enter this phone number starting with the area code. Do not include a long distance code/prefix 1.

[ENTER] ( ) - - - - - → GO TO WTRHOME  
 ↓ CHECK: Please enter a 10 digit cell phone number

CELLFOR. **Cell Phone - Foreign Number**  
 (What is the area code and phone number?)

- ASK; or CONFIRM if phone number has been prelisted
- Ctrl-D and Ctrl-R not allowed; For DK/RF, GO BACK and ENTER [5] at previous question

String 20

WTRHOME. Does [RPAY5D.NAMF RPAY5D.NAML] have a home phone?

- Ctrl-D and Ctrl-R not allowed; For DK/RF ENTER [5]

1. Yes 5. No → GO TO RPAY6EMAIL  
 ↓

HOMEPH. **Home Phone - Area Code and Telephone Number**  
 What is the area code and phone number?

- ASK; or CONFIRM if phone number has been prelisted
- If foreign phone, PRESS [ENTER] to go to foreign phone field
- Ctrl-D and Ctrl-R not allowed; For DK/RF, GO BACK and ENTER [5] at previous question
- Please enter this phone number starting with the area code. Do not include a long distance code/prefix 1.

[ENTER] ( ) - - - - - → GO TO RPAY6EMAIL  
 ↓ CHECK: Please enter a 10 digit home phone number

HOMEFOR. **Home Phone - Foreign Number**  
 (What is the area code and phone number?)

- ASK; or CONFIRM if phone number has been prelisted
- Ctrl-D and Ctrl-R not allowed; For DK/RF, GO BACK and ENTER [5] at previous question

String 20 → GO TO RPAY6EMAIL

#### END RPAY6D (CATI)

PSID RPAY6K, RPAY6L, RPAY6M, RPAY6N

#### SECTION\_N.C2EMAIL (CATI)

(Prefilled with preloaded contact person 2 email)

WTREMAIL. Is there an email address where we can contact [RPAY6D.NAMF RPAY6D.NAML]?

1. Yes 5. No → GO TO RPAY6J  
 ↓

- EMAIL. (What is that e-mail address?)
- ASK; or CONFIRM if the email address has been prelisted
  - ENTER email address, then READ BACK and VERIFY with Respondent
  - Ctrl-D and Ctrl-R not allowed; For DK/RF type [DK] or [RF]

String 50

CHECK: Please include "@" and "." in the email

WTREMAIL2. Is there another email address where we can contact [RPAY6D.NAMF RPAY6D.NAML]?

1. Yes 5. No → GO TO RPAY6J



- EMAIL2. (What is that e-mail address?)
- ASK; or CONFIRM if the email address has been prelisted
  - ENTER email address, then READ BACK and VERIFY with Respondent
  - Ctrl-D and Ctrl-R not allowed; For DK/RF type [DK] or [RF]

String 50

CHECK: Please include "@" and "." in the email

**END C2EMAIL (CATI)** (GO TO RPAY6J)

PSID RPAY6D Web Grid

**SECTION\_N.RPAY6D (WEB)**

(Prefilled with preloaded contact person 2 name, address, phones)

[RPAY6B=CONTINUE: Please review the contact information below. If everything is correct, click "Next" to continue. If anything needs updating, please make your changes and then click "Next" to save your updates and continue. / RPAY6B=CHANGE or RPAY6CKPT=5: Please fill out the information below for the person you would like to list as a contact. When you're finished, please click "Next" to save your updates and continue.]

*This should be someone, such as a close friend or relative NOT LIVING WITH YOU, who will know where we can reach you*

Next → GO TO RPAY6J

TITLE.	Title	String 6	
NAMF.	First Name	String 20	
NAMM.	Middle Name	String 20	
NAML.	Last Name	String 20	
SUFFIX.	Suffix	String 20	
CTRYCODE.	Country	Select ▾	1 – 193 (Defaults to 185/US)

*United States includes Puerto Rico, U.S. Virgin Islands, Guam, American Samoa and the Northern Mariana Islands*

INCO.	In Care Of <i>"In Care Of" is used for mail to be delivered to someone at another person's address and usually contains the name of the person to whom the address belongs.</i>	String 40	
ADDR1.	Address Line 1	String 40	
APTSTE.	Apartment or Suite <i>Enter "Apt" or "Ste" plus numbers or letters</i>	String 10	
ADDR2.	Address Line 2 <i>"Address Line 2" is most often used for a room or floor number.</i>	String 40	
CITY.	City	String 40	
STCODE.	State (U.S.)	Select ▾	1 – 57 (Assigned 57/FC if Country<>185)
ZIP.	Zip Code (U.S.)	String 10	
POSTALCODE.	Postal Code (non U.S.)	String 10	
CELLPH.	Cell Phone Number (U.S.) <i>Please enter this phone number starting with the area code. Do not include a long distance code/prefix 1.</i>	(___) ___-____	
CELLFOR.	Cell Phone Number (non U.S.)	String 20	
HOMEPH.	Home Phone Number (U.S.) <i>Please enter this phone number starting with the area code. Do not include a long distance code/prefix 1.</i>	(___) ___-____	If HOMEPH/HOMEFOR=Response, Assign WTRHOME=Yes; All Others, Assign WTRHOME=No.
HOMEFOR.	Home Phone Number (non U.S.)	String 20	

*CHECK for FIRST, LAST, ADDR1, CITY, or STATE=NA:* A valid address is required in order for us to make a payment, including name, address line 1, city, state, zip/postal code and country. This payment will not be made until this information is provided  
*CHECK for CELLPH string width < 10:* Please enter a 10 digit cell phone number.  
*CHECK for HOMEPH string width < 10:* Please enter a 10 digit home phone number.

**END RPAY6D (WEB)**

**SECTION\_N.C2EMAIL (WEB)***(Prefilled with preloaded contact person 2 email)*

		<u>Email Address</u>	
EMAIL.	Email 1	String 50	If EMAIL=Response, Assign WTREMAIL=Yes; All Others, Assign WTREMAIL=No.
EMAIL2	Email 2	String 50	If EMAIL2=Response, Assign WTREMAIL2=Yes; All Others, Assign WTREMAIL2=No.
<b>END C2EMAIL (WEB)</b>			CHECK: Please include "@" and "." in the email

PSID RPAY6JJ

RPAY6J. (CATI) What is (his / her) relationship to you?

1. Mother	2. Father	3. Son	4. Daughter	5. Sister	6. Brother
7. Aunt	8. Uncle	9. Grandmother	10. Grandfather	11. Friend	12. Father-in-law
13. Mother-in-law	14. Cousin	97. Other-specify (RPAY6JSPEC. Specify (String 50))			

(WEB) What is this person's relationship to you?

1. Mother	2. Father	3. Son	4. Daughter	5. Sister	6. Brother
7. Aunt	8. Uncle	9. Grandmother	10. Grandfather	11. Friend	12. Father-in-law
13. Mother-in-law	14. Cousin	97. Other- Please specify (RPAY6JSPEC. String 50)			

RPAY7 RULE. Mode of Interview

CATI (CASEMODE=IWER)	WEB (CASEMODE=SELF)	→ GO TO RPAY9ACKPT
↓		

NOTE: If tSample\_Line.vExt\_059 (Was a cell phone payment offered by you or anyone else?) =Yes/No, then value "1" is pushed into RPAY7C.

PSID RPAY7C

RPAY7C. Interviewer Checkpoint

- Did Respondent use a cell phone to complete this interview?

1. Yes	5. No	→ GO TO RPAY9ACKPT
--------	-------	--------------------

↓

SIGNAL FOR RPAY7C=YES: IWER: You entered that R completed this interview using a cell phone. If this is true, click Suppress to confirm. If R did not use a cell phone to complete this interview, click Close and change your response to No.

PSID RPAY7D

RPAY7D. Interviewer Checkpoint

- Was a cell phone payment offered by you or anyone else?

1. Yes	5. No
--------	-------



## Payment

PSID RPAY9ACKPT

RPAY9ACKPT. CAI Checkpoint: Whether Payment Accepted or Declined

Not Prepaid (WTRPREPAID=5)		Prepaid (WTRPREPAID=1)		
1. Accepted (RPAY4A=1, 2, 3)	2. Declined (RPAY4A=4)	3. OK (RPAY4PP=1)	4. Not OK: Accepted (RPAY4PP=2, 5 & RPAY4A=1, 2, 3)	5. Not OK: Declined (RPAY4PP=2, 5 & RPAY4A=4)
CATI → GO TO RPAY9A	CATI → GO TO RPAY8		CATI → GO TO RPAY9A	CATI → GO TO RPAY8
WEB-EPay Allowed (XEPDISPLAY=1) → GO TO RPAY9A	WEB → GO TO WEB END PAGE		WEB-EPay Allowed (XEPDISPLAY=1) → GO TO RPAY9A	WEB → GO TO WEB END PAGE
WEB-EPay Not Allowed (XEPDISPLAY=0) → (Assign RPAY9A=1) GO TO WEB END PAGE			WEB-EPay Not Allowed (XEPDISPLAY=0) → (Assign RPAY9A=1) GO TO WEB END PAGE	

PSID RPAY9A modified

RPAY9A. (CATI) [Payee Name and Address:](#)

[[RMAILADDR] / [RPAY4B]]

((RPay4a=1 and (AddrPayment.RMailAddr.CNTRYCODE=185 & RPay3A=5) or

(Addr.Payment.RPay3B.Country=185 & AddrPayment.RMailAddr.CNTRYCODE=185 & RPay3A=1)) OR (RPay4a=3

and AddrPayment.RPay4b.CNTRYCODE=185)) & EPAY ALLOWED (XEPDISPLAY=1): We can provide payment by either check or direct deposit to an account by electronic payment. We have contracted with JP Morgan Chase Bank to process electronic payments. [RPay4A=1: You do/ RPay4A=3: [OTHER PAYEE] does] not need to have an active JP Morgan Chase Bank account to choose electronic payment. If you choose electronic payment, we will provide [RPAY4A=1: your / RPAY4A=3: [RPAY4B.NAMF's (^RPAY4B.NAML)]] contact information to JP Morgan Chase Bank, who will then contact [RPAY4A=1: you / RPAY4A=3: [RPAY4B.NAMF (^RPAY4B.NAML)]] directly using [RPAY4A=1: your / RPAY4A=2: [REFERENCE PERSON]'s / RPAY4A=3: [OTHER PAYEE]'s] email address about completing the payment.

How would you like us to issue the payment?]

[WTRPREPAID=NO: Tell us the type of Respondent payment to make

- The standard payment amount for this interview is \$[PAYMENT]
- Non-standard payment amounts can be \$[PAYMENT] to \$[PAYMENT\*2]
- ENTER [1, 7] or [2, 7] [(((RPay4a=1 and (AddrPayment.RMailAddr.CNTRYCODE=185 & RPay3A=5) or (Addr.Payment.RPay3B.Country=185 & AddrPayment.RMailAddr.CNTRYCODE=185 & RPay3A=1)) OR (RPay4a=3 and AddrPayment.RPay4b.CNTRYCODE=185)) & EPAY ALLOWED-XEPDISPLAY=1: or [6, 7]] to record a cell phone payment and/or temporary mailing address in addition to a standard check/money order[(((RPay4a=1 and (AddrPayment.RMailAddr.CNTRYCODE=185 & RPay3A=5) or (Addr.Payment.RPay3B.Country=185 & AddrPayment.RMailAddr.CNTRYCODE=185 & RPay3A=1)) OR (RPay4a=3 and AddrPayment.RPay4b.CNTRYCODE=185)) & EPAY ALLOWED-XEPDISPLAY=1: /electronic payment]
- Ctrl-D and Ctrl-R not allowed

/ WTRPREPAID=YES: IWER: This interview was PREPAID \$[AMTPREPAID] but R reported the prepayment was not received or a different/additional payment is needed

- The standard payment amount for this interview is \$[PAYMENT]
- Non-standard payment amounts can be \$[PAYMENT] to \$[PAYMENT\*2]
- Other payment amounts (e.g., in addition to prepaid amount) can be \$1.00 to \$[PAYMENT\*2]
- ENTER [5] if a cash payment was made or ENTER [7] to request a check payment, [(((RPay4a=1 and (AddrPayment.RMailAddr.CNTRYCODE=185 & RPay3A=5) or (Addr.Payment.RPay3B.Country=185 & AddrPayment.RMailAddr.CNTRYCODE=185 & RPay3A=1)) OR (RPay4a=3 and AddrPayment.RPay4b.CNTRYCODE=185))EPAY ALLOWED-XEPDISPLAY=1: **electronic payment,**] or **special handling**
- Ctrl-D and Ctrl-R not allowed]

1. Pay by CHECK in standard amount of \$[PAYMENT]	For WTRPREPAID=5 only; Exclusive of 2, 5, 6
2. Pay by MONEY ORDER in standard amount of \$[PAYMENT]	For WTRPREPAID=5 only; Exclusive of 1, 5, 6
5. CASH payment has been made (Record details)	Exclusive of 1, 2, 6, 7
[(((RPay4a=1 and (AddrPayment.RMailAddr.CNTRYCODE=185 & RPay3A=5) or (Addr.Payment.RPay3B.Country=185 & AddrPayment.RMailAddr.CNTRYCODE=185 & RPay3A=1)) OR (RPay4a=3 and AddrPayment.RPay4b.CNTRYCODE=185)) 6. Electronic payment in standard amount of \$[PAYMENT] (U.S. addresses only)]	For WTRPREPAID=5 & XEPDISPLAY=1 only; Exclusive of 1, 2, 5
7. Special handling: [NOT PREPAID: Non-standard payment / PREPAID: Payment] amount, cell phone payment, temporary address	Exclusive of 5

SIGNAL for RPAY9A=EPAY: READ TO R: JP Morgan requires a U.S. bank or other financial institution for electronic payments - is your bank (or financial institution) a U.S. bank (financial institution)? If YES, select SUPPRESS to continue; if NO, change your selection to [1. Check] or [2. Money Order].

SIGNAL for RPAY9A=MO: You have selected money order as method of payment. READ TO R: A money order would delay payment by 1-2 weeks, and if it is lost cannot be replaced for 6-8 weeks. Is that okay or should we issue a check instead? Change your selection to [1. Check] if necessary.

SIGNAL for RPAY7D=Yes & RPAY9A=Check, MO, EPAY & RPAY9A<>Special Handling: INTERVIEW WAS COMPLETED USING CELL PHONE and CELL PHONE PAYMENT HAS BEEN OFFERED. Standard payments by check or money order: ENTER [7] in addition to [1] or [2] or [6]. Non-standard payment amounts: ENTER [7]. Cash payments: a separate screen will automatically ask for cell phone payment amount.

(WEB) (Note: RPAY9A is asked of WEB respondents only if xEPDISPLAY=1 AND (((RPay4a=1 and (AddrPayment.RMailAddr.CNTRYCODE=185 & RPay3A=5) or (Addr.Payment.RPay3B.Country=185 & AddrPayment.RMailAddr.CNTRYCODE=185 & RPay3A=1)) OR (RPay4a=3 and AddrPayment.RPay4b.CNTRYCODE=185))).

If xEPDISPLAY=0 OR\_(((AddrPayment.RMailAddr.CNTRYCODE<>185 or Addr.Payment.RPay3B.Country<>185) and RPay4a=1) OR (RPay4a=3 and AddrPayment.RPay4b.CNTRYCODE<>185)) & xEPDISPLAY=1) then RPAY9A is not asked and is assigned '1' automatically. Please see RPAY9ACKPT.) We can provide payment by either check or direct deposit to an account by electronic payment. We have contracted with JP Morgan Chase Bank to process electronic payments. [RPAY4A=1: You do / RPAY4A=3: [OTHER PAYEE] does] not need to have an active JP Morgan Chase Bank account to choose electronic payment. If you choose electronic payment, we will provide [RPAY4A=1: your / RPAY4A=3: [RPAY4B.NAMF's (RPAY4BNAML)] contact information to JP Morgan Chase Bank, who will then contact [RPAY4A=1: you / RPAY4A=3: [RPAY4B.NAMF's (RPAY4BNAML)] directly using [RPAY4A=1: your / RPAY4A=2: [REFERENCE PERSON]'s // RPAY4A=3: [OTHER PAYEE]'s] email address about completing the payment.

How would you like the University of Michigan to issue [RPAY4A=1: your / RPAY4A=3: [RPAY4B.NAMF's (RPAY4BNAML)] payment?

1. Check from the University of Michigan Exclusive of 6

6. Electronic payment through JP Morgan Chase Bank (U.S. addresses and banks only) Exclusive of 1

CHECK: You can only select one payment option.

CHECK (NA): *Your response is required.*

PSID RPAY9B RULE

RPAY9B RULE: Type of Payment Selected

Check or Money Order Only (RPAY9A=1, 2 only)	Cash (RPAY9A=5)	Electronic Payment Only (RPAY9A=6 only)	Special Handling (RPAY9A= (1, 2, 6) & 7)
GO TO [CATI: RPAY8 / WEB:WEB END PAGE]	↓	GO TO RPAY9EP1 RULE	GO TO RPAY9D

### Cash Payment

PSID RPAY9B

RPAY9B. **\*CASH PAYMENT ONLY\*** Go back to RPAY9A for check, money order or electronic payment.

[WTRPREPAID=YES: IWER: This interview was PREPAID \$[AMTPREPAID] but R reported the prepayment was not received or a different/additional payment is needed]

When did you make the [WTRPREPAID=YES: different /additional] cash payment?

- ENTER MM/DD/[CYEAR], with or without slashes
- Ctrl-D and Ctrl-R not allowed

\_ \_ / \_ \_ / [CYEAR]

PSID RPAY9C

RPAY9C. **\*CASH PAYMENT ONLY\*** Go back to RPAY9A for check, money order or electronic payment.

DO NOT INCLUDE amount for cell phone payment here - record this separately at the next screen

[WTRPREPAID=YES: IWER: This interview was PREPAID \$[AMTPREPAID] but R reported the prepayment was not received or a different/additional payment is needed]

How much was the cash Respondent payment for this interview?

- The standard payment amount for this interview is \$[PAYMENT]
- Non-standard payment amounts can be \$[PAYMENT] to \$[PAYMENT\*2]
- [WTRPREPAID=YES: Other payment amounts (e.g., in addition to prepaid amount) can be \$1.00 to \$[PAYMENT\*2]]
- Ctrl-D and Ctrl-R not allowed

[WTRPREPAID=NO: \$[PAYMENT] / WTRPREPAID=YES: \$1.00] – [PAYMENT\*2]

PSID RPAY9C2

RPAY9C2. \*CASH PAYMENT ONLY\* Go back to RPAY9A for check, money order or electronic payment.

How much, if any, was the cash Respondent payment for cell phone use?

- ENTER either \$0.00 or \$10.00
- Standard payment for cell phone use is \$10.00
- Ctrl-D and Ctrl-R not allowed

SIGNAL-RPAY9C2=\$0 & RPAY7B=YES: INTERVIEW WAS COMPLETED USING CELL PHONE and CELL PHONE PAYMENT HAS BEEN OFFERED. Cash payments: RECORD amount paid for cell phone use.

GO TO CHECK BEFORE RPAY8

### Special Handling

PSID RPAY9D

RPAY9D. (CATI ONLY) \*SPECIAL HANDLING\*

[WTRPREPAID=YES: IWER: This interview was PREPAID \$[AMTPREPAID] but R reported the prepayment was not received or a different/additional payment is needed]

Please indicate the type(s) of [WTRPREPAID=YES: payment/] special handling needed.

- ENTER all that apply
- Ctrl-D and Ctrl-R not allowed

1. Non-standard IW payment—check

For WTRPREPAID=5 & RPAY9A<>1, 2, 6 only; Exclusive of 6

(((RPay4a=1 and (AddrPayment.RMailAddr.CNTRYCODE=185 & RPay3A=5) or (Addr.Payment.RPay3B.Country=185 & AddrPayment.RMailAddr.CNTRYCODE=185 & RPay3A=1)) OR (RPay4a=3 and AddrPayment.RPay4b.CNTRYCODE=185)) 6. Non-standard IW payment—electronic payment (U.S. addresses only)]

For WTRPREPAID=5 & RPAY9A<>1, 2, 6 & XEPDISPLAY=1 only; Exclusive of 1

2. Temporary mailing address

3. Cell phone use payment, \$10

4. Additional or new payment—check

For WTRPREPAID=1 only; Exclusive of 5

(((RPay4a=1 and (AddrPayment.RMailAddr.CNTRYCODE=185 & RPay3A=5) or (Addr.Payment.RPay3B.Country=185 & AddrPayment.RMailAddr.CNTRYCODE=185 & RPay3A=1)) OR (RPay4a=3 and AddrPayment.RPay4b.CNTRYCODE=185)) 5. Additional or new payment—electronic payment (U.S. addresses only)]

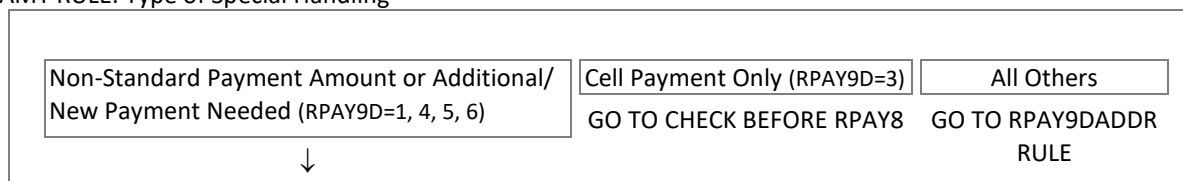
For WTRPREPAID=1 & XEPDISPLAY=1 only; Exclusive of 4

7. Other-specify (RPAY9DSPEC. \*SPECIAL HANDLING - Other specify\* Please specify other special handling needed. But, go back to temporary address to record address where payment should be sent. (String 500))

SIGNAL for RPAY7D=YES & RPAY9D<>CELL PAYMENT: INTERVIEW WAS COMPLETED USING CELL PHONE and CELL PHONE PAYMENT HAS BEEN OFFERED. Standard and non-standard payments: ENTER [3] to select cell phone payment.

PSID RPAY9DAMT RULE modified

RPAY9DAMT RULE. Type of Special Handling



SIGNAL FOR RPAY9D<>3 & RPAY7B=YES: INTERVIEW WAS COMPLETED USING CELL PHONE and CELL PHONE PAYMENT HAS BEEN OFFERED. Standard and non-standard payments: ENTER [3].

Special Handling - Non-Standard Amount or Additional/New Payment

PSID RPAY9DAMT

RPAY9DAMT. \*SPECIAL HANDLING - Non-standard payment amount\*

DO NOT INCLUDE amount for cell phone payment here - a separate check must be issued for cell phone payment. Go back to RPay9d and select "3 - Cell phone payment"

[WTRPREPAID=YES: IWER: This interview was PREPAID \$[AMTPREPAID] but R reported the prepayment was not received or a different/additional payment is needed]

How much is the Respondent payment for this interview?

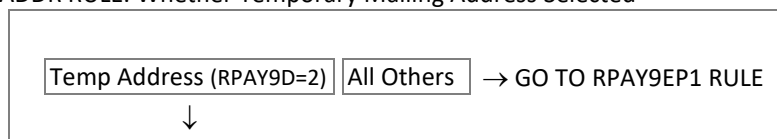
- The standard payment amount for this interview is \$[PAYMENT]
- Non-standard payment amounts can be \$[PAYMENT] to \$[PAYMENT\*2]
- [WTRPREPAID=YES: Other payment amounts (e.g., in addition to prepaid amount) can be \$1.00 to \$[PAYMENT\*2]]
- DO NOT INCLUDE amount for cell phone payment here – a separate check must be issued for cell phone payment. Go back to RPAY9d and select "3 - Cell phone payment"
- Ctrl-D and Ctrl-R not allowed

NOT PREPAID \$[PAYMENT] – [PAYMENT\*2]

PREPAID \$1.00 – [PAYMENT\*2]

PSID RPAY9DADDR RULE modified

RPAY9DADDR RULE. Whether Temporary Mailing Address Selected



Special Handling - Temporary Mailing Address

PSID ADDRTYPE, TITLE, NAMF, NAMM, NAML, SUFFIX, CTRYCODE (COUNTRY), INCO, ADDR1, APTSTE, ADDR2, CITY, STCODE (STATE), ZIP, WTRCELL, CELLPH, CELLPOR, WTRHOME, HOMEPH, HOMEFOR

## SECTION\_N.RPAY9DADDR

ADDRTYPE.	Which Address (Not asked) <input type="text" value="8. RTempMailAddr"/>
TITLE.	*SPECIAL HANDLING - Temporary name and address* Title – e.g. “Mr”, “Mrs”, “Ms”, “Miss”, “Dr” What is that name and address? <ul style="list-style-type: none"> <li>• If no title, PRESS [Enter] to continue</li> <li>• Ctrl-D and Ctrl-R not allowed; For DK/RF, PRESS [Enter] to continue</li> </ul> <input type="text" value="String 6"/>
NAMF.	First Name <ul style="list-style-type: none"> <li>• Ctrl-D and Ctrl-R not allowed; For DK/RF type [DK] or [RF]</li> </ul> <i>CHECK for “DK”, “RF”, or “DON’T KNOW” entered: A valid address is required in order for us to make a payment, including name, address line 1, city, state, zip/postal code and country. This payment will not be made until this information is provided.</i>
NAMM.	Middle Name <ul style="list-style-type: none"> <li>• Ask for Middle Name but do not probe DK or RF</li> <li>• If none, PRESS [Enter] to continue</li> <li>• Ctrl-D and Ctrl-R not allowed; For DK/RF, PRESS [Enter] to continue</li> </ul> <input type="text" value="String 20"/>
NAML.	Last Name <ul style="list-style-type: none"> <li>• Ctrl-D and Ctrl-R not allowed; For DK/RF type [DK] or [RF]</li> </ul> <input type="text" value="String 20"/> <i>CHECK for “DK”, “RF”, or “DON’T KNOW” entered: A valid address is required in order for us to makes a payment, including name, address line 1, city, state, sip/postal code and country. This payment will not be made until this information is provided.</i>
SUFFIX.	Suffix – e.g. “Sr”, “Jr” <ul style="list-style-type: none"> <li>• If none, PRESS [Enter] to continue</li> <li>• Ctrl-D and Ctrl-R not allowed; For DK/RF, PRESS [Enter] to continue</li> </ul> <input type="text" value="String 3"/>
CTRYCODE.	Country <ul style="list-style-type: none"> <li>▪ ENTER [185 UNITED STATES] for Puerto Rico, U.S. Virgin Islands, Guam, American Samoa or the Northern Mariana Islands</li> </ul> <input type="text" value="Select ∇"/> 1 – 193 (Defaults to 185/US)
INCO.	In Care Of Is there an “in care of” for this address? <ul style="list-style-type: none"> <li>• If none, PRESS [Enter] to continue</li> <li>• Ctrl-D and Ctrl-R not allowed; For DK/RF, PRESS [Enter] to continue</li> </ul> <input type="text" value="String 40"/>

- ADDR1. **Address 1**
- IF R says the mailing address contains both a street address and PO Box: ENTER street address here (Address 1) and ENTER PO Box in Address 2
  - Ctrl-D and Ctrl-R not allowed; For DK/RF type [DK] or [RF]
- CHECK for DK, RF, or DON'T KNOW entered: A valid address is required in order for us to make a payment, including name, address line 1, city, state, zip/postal code and country. This payment will not be made until this information is provided.
- APTSTE. **Apt/Suite**
- If none, PRESS [Enter] to continue
  - ENTER [Apt] or [Ste] plus numbers and /or letters
  - Ctrl-D and Ctrl-R not allowed; For DK/RF, PRESS [ENTER] to continue
- 
- ADDR2. **Address Line 2**
- IF R has a street address and a PO Box in the same city, ENTER PO Box here in Address Line 2.
  - If none, PRESS [Enter] to continue
  - Ctrl-D and Ctrl-R not allowed; For DK/RF, PRESS [Enter] to continue
- 
- CITY. **City**
- Ctrl-D and Ctrl-R not allowed; For DK/RF type [DK] or [RF]
- CHECK for DK, RF, or DON'T KNOW entered: A valid address is required in order for us to make a payment, including name, address line 1, city, state, zip/postal code and country. This payment will not be made until this information is provided.
- STCODE. **State** (For COUNTRY=185)
- 1 – 57 (Assigned 57/FC if Country<>185)
- ↓
- ZIP. **Zip Code**
- For addresses outside the U.S., PRESS [ENTER] to continue to foreign postal code field
- GO TO POSTALCODE
- POSTALCODE. **Postal Code**
- Ctrl-D and Ctrl-R not allowed; For DK/RF ENTER all [0]'s
- GO TO WTRCELL

**END RPAY9DADDR**

CHECK FOR NO PAYMENT SELECTED AT RPAY4A, RPAY9A, OR RPAY9D: *You must select an interview payment type at RPAY9A or RPAY9D.*

PSID RPAY9EP1 RULE

RPAY9EP1 RULE. Whether Electronic Payment Selected

<input type="text" value="Electronic Payment (RPAY9A=6 or RPAY9D=5,6)"/>	<input type="text" value="All Others"/>	→ GO TO CHECK BEFORE RPAY8
↓		

Electronic Payment

PSID RPAY9EP1

Assigned to Email

RPAY9EP1. (CATI) How would you prefer JP Morgan Chase Bank to contact [RPAY4A=1: you / RPAY4A=3: [RPAY4B.NAMF (RPAY4BNAML)]] in order to complete electronic payment?

- Ctrl-D and Ctrl-R not allowed - we must have an email or cell phone to process electronic payments
- For DK/RF, GO BACK to RPAY9A and select a different payment option

1. Email 2. Text

(WEB) How would you prefer JP Morgan Chase Bank to contact [RPAY4A=1: you / RPAY4A=3: [RPAY4B.NAMF (RPAY4BNAML)]] in order to complete electronic payment?

1. Email 2. Text CHECK: Your response is required.

PSID RPAY9EPCKPT

RPAY9EPCKPT: CAI Checkpoint. Whether Email or Cell Phone Already Collected

EMAIL (RPAY9EP1=1)		TEXT (RPAY9EP1=2)	
1. Email collected (RPAY4A=SELF & Email Reported)	2. All others (RPAY4A=SELF & Email Not Reported; or RPAY4A=OTHER PAYEE)	3. Cell phone collected ((RPAY4A=SELF or OTHER PAYEE) & Cell Phone Reported)	4. All others ((RPAY4A=SELF or OTHER PAYEE) & Cell Phone Not Reported)
↓	GO TO RPAY9EP3	GO TO RPAY9EP4	GO TO RPAY9EP5

PSID RPAY9EP2

RPAY9EP2. Earlier, we recorded [1 EMAIL: the following email address / >1 EMAIL: two email addresses] for you:

[READ EMAIL ADDRESSES TO R](#)

[RPAY2EMAIL.WTREMAIL=1 AND WTREMAIL2=5: [RPAY2EMAIL.EMAIL]

[RPAY2EMAIL.WTREMAIL=1 AND WTREMAIL2=1: [RPAY2EMAIL.EMAIL]]

[RPAY2EMAIL.EMAIL2]]

[1 EMAIL: Is this the email we should / >1 EMAIL: Which of these should we] provide to JP Morgan Chase Bank (for your electronic payment)?

- If R prefers a text instead, GO BACK to RPAY9EP1 and ENTER [2]
- Ctrl-D and Ctrl-R not allowed - we must have an email or cell phone to process electronic payments
- For DK/RF, GO BACK to RPAY9A and select a different payment option
- ENTER [5] if R does not want to use (one of) the email(s) reported earlier

1. [1 EMAIL: Yes / >1 EMAIL: [RPAY2EMAIL.EMAIL]]

5. [1 EMAIL: No / >1 EMAIL: Different email address-specify]

2. [RPAY2EMAIL.WTREMAIL=1 AND WTREMAIL2=1: RPAY2EMAIL.EMAIL2]]

Assign RPAY9EP3; Then GO TO RPAY8

GO TO RPAY9EP3

(WEB) You previously reported [1 EMAIL: the following email address / >1 EMAIL: two email addresses]:

[RPAY2EMAIL.WTREMAIL=1 AND WTREMAIL2=5: [RPAY2EMAIL.EMAIL]]

[RPAY2EMAIL.WTREMAIL=1 AND WTREMAIL2=1: [RPAY2EMAIL.EMAIL]

[RPAY2EMAIL.EMAIL2]]

[1 EMAIL: Is this the email we should / >1 EMAIL: Which of these should we] provide to JP Morgan Chase Bank for your electronic payment?

1. [1 EMAIL: Yes / >1 EMAIL: [RPAY2EMAIL.EMAIL]]

5. [1 EMAIL: No / >1 EMAIL: Provide a different email address]

NA

2. [RPAY2EMAIL.WTREMAIL=1 AND WTREMAIL2=1: RPAY2EMAIL.EMAIL2]]

Assign RPAY9EP3; Then GO TO RPAY8

GO TO RPAY9EP3



## PSID RPAY9EP3

RPAY9EP3. What email address should we provide to JP Morgan Chase Bank (for [RPAY4A=1: your / RPAY4A=3: [RPAY4B.NAMF RPAY4BNAML's]] electronic payment)?

- ENTER email address, then READ BACK and VERIFY with Respondent
- If R prefers a text instead, GO BACK to RPAY9EP1 and ENTER [2]
- Ctrl-D and Ctrl-R not allowed - we must have an email or cell phone to process electronic payments
- For DK/RF, GO BACK to RPAY9A and select a different payment option

String 50

GO TO RPAY8

CHECK: Please include "@" and "." in the email

(WEB) Please enter the email address that we should provide to JP Morgan Chase Bank for [RPAY4A=1: your / RPAY4A=3: [[RPAY4B.NAMF RPAY4BNAML's]] electronic payment.

Email  CHECK: Your response is required.

GO TO RPAY8

CHECK: Please include "@" and "." in the email

## PSID RPAY9EP4

RPAY9EP4. Earlier, we recorded the following cell phone number for [RPAY4A=1: you / RPAY4A=3: [RPAY4B.NAMF (RPAY4BNAML)]]:

READ CELL PHONE NUMBER TO R

[[RPHONE.CELLPH/CELLFOR] / [OPPHONE.CELLPH/CELLFOR]]

Is this the cell phone number we should provide to JP Morgan Chase Bank (for [RPAY4A=1: your / RPAY4A=3: [RPAY4B.NAMF RPAY4BNAML's]] electronic payment)?

- If R prefers an email instead, GO BACK to RPAY9EP1 and ENTER [1]
- Ctrl-D and Ctrl-R not allowed - we must have an email or cell phone to process electronic payments
- For DK/RF, GO BACK to RPAY9A and select a different payment option
- ENTER [5] if R does not want to use the cell phone reported earlier

1. Yes → Assign RPAY9EP5;  5. No → GO TO RPAY9EP5

Then GO TO RPAY8

(WEB) You previously reported the following cell phone number for [RPAY4A=1: you / RPAY4A=3: [RPAY4B.NAMF RPAY4BNAML]:

[[RPHONE.CELLPH/CELLFOR] / [OPPHONE.CELLPH/CELLFOR]]

Is this the cell phone number we should provide to JP Morgan Chase Bank for [RPAY4A=1: your / RPAY4A=3: [RPAY4B.NAMF RPAY4BNAML's]] electronic payment?

1. Yes → Assign RPAY9EP5;  5. No  NA

Then GO TO RPAY8

GO TO RPAY9EP5

## PSID RPAY9EP5

RPAY9EP5. What cell phone number should we provide to JP Morgan Chase Bank (for [RPAY4A=1: your / RPAY4A=3: [RPAY4B.NAMF RPAY4BNAML's]] electronic payment)?

- ENTER cell phone number, then READ BACK and VERIFY with Respondent
- If R prefers an email instead, GO BACK to RPAY9EP1 and ENTER [1]
- Ctrl-D and Ctrl-R not allowed - we must have an email or cell phone to process electronic payments
- For DK/RF, GO BACK to RPAY9A and select a different payment option
- Please enter this phone number starting with the area code. Do not include a long distance code/prefix 1.

String 10

GO TO RPAY8

(WEB) Please enter the phone number that we should provide to JP Morgan Chase Bank for [RPAY4A=1: your / RPAY4A=3: [RPAY4B.NAMF RPAY4BNAML's]] electronic payment.

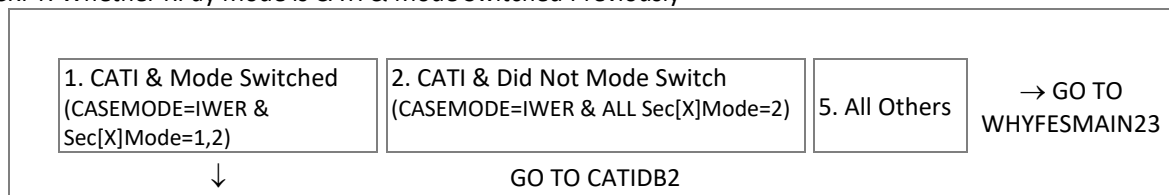
Please enter this phone number starting with the area code. Do not include a long distance code/prefix 1.

Cell Phone  CHECK: Your response is required.

GO TO RPAY8

CHECK for CELLPH string width < 10: Please enter a 10 digit cell phone number.

CATIDBCKPT. Whether RPay Mode is CATI & Mode Switched Previously



CATIDB1. And finally, why did you finish the survey with an interviewer and not complete the survey on the web?

- PROBE: Did you lack a device (e.g., smartphone, tablet, or computer) or internet connection to complete the web survey?
- PROBE: If we did not offer a phone survey option, would you be able to complete the web survey?

CATIDB2. And finally, why did you prefer completing today's survey on the phone instead of completing the survey on the web?

- PROBE: Did you lack a device (e.g., smartphone, tablet, or computer) or internet connection to complete the web survey?
- PROBE: If we did not offer a phone survey option, would you be able to complete the web survey?

WHYFESMAIN23. (CATI) What is the main reason that you participate in the F.E.S. Transition into Adulthood Study? Is it mainly because...?

- READ list

1. It's a family tradition to participate,
2. You feel loyal to the study,
3. You think it is scientifically important,
4. You enjoy the interview,
5. You appreciate the payment, or
7. Something else? (WHYFESMAINSPEC. Please specify. (String 100))

(WEB) What is the main reason that you participate in the F.E.S. Transition into Adulthood Study?

1. It's a family tradition to participate
2. You feel loyal to the study
3. You think it is scientifically important
4. You enjoy the interview
5. You appreciate the payment
7. Something else - Please specify: (WHYFESMAIN23SPEC)

Thank You

PSID RPAY8

RPAY8. (CATI) Thank you, these are all the questions I have for you. As part of our quality control procedures, another interviewer from The University of Michigan may call you back to ask a few questions about this interview and to answer any questions you may have about the interview process. Please check the texts or email selected for payment for information from JP Morgan Chase Bank, including junk and spam folders, after 48 business hours. The emailed or texted link will be active for 5 days.

- [ENTER \[1\] to continue](#)

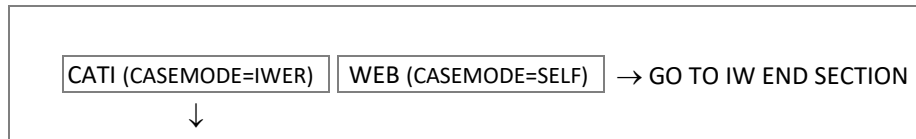
(WEB) You have finished the interview. Thank you very much for your participation and your contributions to the Family Economics Study!

Please check your texts or your email for payment information from JP Morgan Chase Bank, INCLUDING junk and spam folders, after 48 business hours. The emailed or texted link will be active for 5 days.

(\*End of interview. Assign RPAY8=1, IWCOMPLETE=1, IWPARTIAL=0.\*)

Locator 1

RPAY10 RULE. Mode of Interview



*NOTE for CATI Interviews: If Locator 1 information has already been entered into MSMS, the data are pulled into the corresponding Blaise fields and updated by interviewer as needed.*

PSID RPAY10A modified

RPAY10A. [Did you or any other interviewer offer a Locator Fee to get this interview?](#)


   → GO TO IW END SECTION

↓

Locator 1 Address, Phones

PSID ADDRTYPE, TITLE, NAMF, NAMM, NAML, SUFFIX, CTRYCODE (COUNTRY), INCO, ADDR1, APTSTE, ADDR2, CITY, STCODE (STATE), ZIP, WTRCELL modified, CELLPH modified, CELLFOR, WTRHOME, HOMEPH, HOMEFOR

**SECTION\_N.RPAY10B**

ADDRTYPE.	Which Address (Not asked) <input type="text" value="6. Finder1"/>
TITLE.	Title – e.g. “Mr”, “Mrs”, “Ms”, “Miss”, “Dr” Enter name and mailing address for Locator #1 <ul style="list-style-type: none"> <li>• If no title, PRESS [Enter] to continue</li> <li>• Ctrl-D and Ctrl-R not allowed; For DK/RF, PRESS [Enter] to continue</li> </ul> <input type="text" value="String 6"/>
NAMF.	First Name <ul style="list-style-type: none"> <li>• Ctrl-D and Ctrl-R not allowed; For DK/RF type [DK] or [RF]</li> </ul> <input type="text" value="String 20"/>
NAMM.	Middle Name <ul style="list-style-type: none"> <li>• Ask for Middle Name but do not probe DK or RF</li> <li>• If none, PRESS [Enter] to continue</li> <li>• Ctrl-D and Ctrl-R not allowed; For DK/RF, PRESS [Enter] to continue</li> </ul> <input type="text" value="String 20"/>
NAML.	Last Name <ul style="list-style-type: none"> <li>• Ctrl-D and Ctrl-R not allowed; For DK/RF type [DK] or [RF]</li> </ul> <input type="text" value="String 20"/>
SUFFIX.	Suffix – e.g. “Sr”, “Jr” <ul style="list-style-type: none"> <li>• If none, PRESS [Enter] to continue</li> <li>• Ctrl-D and Ctrl-R not allowed; For DK/RF, PRESS [Enter] to continue</li> </ul> <input type="text" value="String 3"/>
CTRYCODE.	Country <ul style="list-style-type: none"> <li>▪ ENTER [185 UNITED STATES] for Puerto Rico, U.S. Virgin Islands, Guam, American Samoa or the Northern Mariana Islands</li> </ul> <input type="text" value="Select ▾"/> 1 – 193 (Defaults to 185/US)
INCO.	In Care Of <ul style="list-style-type: none"> <li>• If none, PRESS [Enter] to continue</li> <li>• Ctrl-D and Ctrl-R not allowed; For DK/RF, PRESS [Enter] to continue</li> </ul> <input type="text" value="String 40"/>
ADDR1.	Address 1 <ul style="list-style-type: none"> <li>• IF R says the mailing address contains both a street address and PO Box: ENTER street address here (Address 1) and ENTER PO Box in Address 2</li> <li>• Ctrl-D and Ctrl-R not allowed; For DK/RF type [DK] or [RF]</li> </ul> <input type="text" value="String 40"/> CHECK for DK, RF, or DON'T KNOW entered: A valid address is required in order for us to makes a payment, including name, address line 1, city, state, sip/postal code and country. This payment will not be made until this information is provided.

- APT. Apt/Suite
- If none, PRESS [Enter] to continue
  - ENTER [Apt] or [Ste] plus numbers and /or letters
  - Ctrl-D and Ctrl-R not allowed; For DK/RF, PRESS [Enter] to continue
- 
- ADDR2. Address Line 2
- If R has a street address and a PO Box in the same city, ENTER PO Box here in Address Line 2.
  - If none, PRESS [Enter] to continue
  - Ctrl-D and Ctrl-R not allowed; For DK/RF, PRESS [Enter] to continue
- 
- CITY. City
- Ctrl-D and Ctrl-R not allowed; For DK/RF type [DK] or [RF]
- 
- STCODE. State (For COUNTRY=185)
- 1 – 57 (Assigned 57/FC if Country<>185)
- ↓
- ZIP. Zip Code
- For addresses outside the U.S., PRESS [ENTER] to continue to foreign postal code field
- GO TO POSTALCODE
- POSTALCODE. Postal Code
- Ctrl-D and Ctrl-R not allowed; For DK/RF ENTER all [0]'s
- GO TO WTRCELL
- SIGNAL FOR LOCATOR 1 ADDRESS: IWER: Make sure that Locator's name and address are complete. Payments will NOT be made to incomplete names or addresses. If any field is Missing/DK/RF, SUSPEND the interview until you have the correct information.*
- WTRCELL. Does [RPAY10B.NAMF RPAY10B.NAML] have a cell phone?
- Do NOT ask but ENTER [1] if you know R is using a cell phone
  - Ctrl-D and Ctrl-R not allowed; For DK/RF ENTER [5]
- GO TO WTRHOME
- ↓
- CELLPH. Cell Phone - Area Code and Telephone Number  
What is the area code and phone number?
- ASK; or CONFIRM if phone number has been prelisted
  - If foreign phone, PRESS [ENTER] to go to foreign phone field
  - Ctrl-D and Ctrl-R not allowed; For DK/RF, GO BACK and ENTER [5] at WtrCell
  - Please enter this phone number starting with the area code. Do not include a long distance code/prefix 1.
- GO TO WTRHOME
- ↓ CHECK: Please enter a 10 digit cell phone number
- CELLFOR. Cell Phone - Foreign Number  
(What is the area code and phone number?)
- Ctrl-D and Ctrl-R not allowed; For DK/RF, GO BACK and ENTER [5] at WtrCell
-

WTRHOME. Does [RPAY10B.NAMF RPAY10B.NAML] have a home phone?

- Ctrl-D and Ctrl-R not allowed; For DK/RF ENTER [5]

→ GO TO RPAY10G



HOMEPH. Home Phone - Area Code and Telephone Number

What is the area code and phone number?

- If foreign phone, PRESS [ENTER] to go to foreign phone field
- Ctrl-D and Ctrl-R not allowed; For DK/RF, GO BACK and ENTER [5] at WtrHome
- Please enter this phone number starting with the area code. Do not include a long distance code/prefix 1.

→ GO TO RPAY10G



CHECK: Please enter a 10 digit home phone number

HOMEFOR. Home Phone - Foreign Number

(What is the area code and phone number?)

- Ctrl-D and Ctrl-R not allowed; For DK/RF, GO BACK and ENTER [5] at WtrHome

→ GO TO RPAY10G

## END RPAY10B

*PSID RPAY10GG modified*

RPAY10G. What is Locator's relationship to Respondent?

<input type="text" value="1. Mother"/>	<input type="text" value="2. Father"/>	<input type="text" value="3. Son"/>	<input type="text" value="4. Daughter"/>	<input type="text" value="5. Sister"/>	<input type="text" value="6. Brother"/>
<input type="text" value="7. Aunt"/>	<input type="text" value="8. Uncle"/>	<input type="text" value="9. Grandmother"/>	<input type="text" value="10. Grandfather"/>	<input type="text" value="11. Friend"/>	<input type="text" value="12. Father-in-law"/>
<input type="text" value="13. Mother-in-law"/>	<input type="text" value="14. Cousin"/>	<input type="text" value="97. Other-specify (RPAY10GSPEC. Specify (String 50))"/>			

*PSID RPAY10H*

RPAY10H. How much did you offer Locator #1?

- Ctrl-D and Ctrl-R not allowed

<input type="text" value="10. Ten dollars (\$10)"/>	<input type="text" value="15. Fifteen dollars (\$15)"/>
<input type="text" value="20. Twenty dollars (\$20) with TL approval"/>	

*PSID RPAY10I*

RPAY10I. Can Locator #1 be paid by check or did (he / she) request a money order?

- Ctrl-D and Ctrl-R not allowed

<input type="text" value="1. Check"/>	<input type="text" value="2. Money order"/>	<input type="text" value="3. Cash"/>	<input type="text" value="4. Declined payment"/>
GO TO RPAY11A		↓	GO TO RPAY11A

*PSID RPAY10J*

RPAY10J. When was Locator #1 paid?

- ENTER MM/DD/[CYEAR/CYEAR+1], with or without slashes
- Ctrl-D and Ctrl-R not allowed

*NOTE for CATI Interviews: If Locator 2 information has already been entered into MSMS, the data are pulled into the corresponding Blaise fields and updated by interviewer as needed.*

Locator 2

PSID RPAY11A

RPAY11A. Was there a second Locator Fee offered for this interview?

 1. Yes  5. No → GO TO IW END SECTION
Locator 2 Address, Phones

PSID ADDRTYPE, TITLE, NAMF, NAMM, NAML, SUFFIX, CTRYCODE (COUNTRY), INCO, ADDR1, APTSTE, ADDR2, CITY, STCODE (STATE), ZIP, WTRCELL modified, CELLPH modified, CELLFOR, WTRHOME, HOMEPH, HOMEFOR

**SECTION\_N.RPAY11B**

ADDRTYPE.	Which Address (Not asked) <input type="text" value="7. Finder2"/>
TITLE.	Title – e.g. “Mr”, “Mrs”, “Ms”, “Miss”, “Dr” Enter name and mailing address for Locator #1 <ul style="list-style-type: none"> <li>If no title, PRESS [Enter] to continue</li> <li>Ctrl-D and Ctrl-R not allowed; For DK/RF, PRESS [Enter] to continue</li> </ul> <input type="text" value="String 6"/>
NAMF.	First Name <ul style="list-style-type: none"> <li>Ctrl-D and Ctrl-R not allowed; For DK/RF type [DK] or [RF]</li> </ul> <input type="text" value="String 20"/>
NAMM.	Middle Name <ul style="list-style-type: none"> <li>Ask for Middle Name but do not probe DK or RF</li> <li>If none, PRESS [Enter] to continue</li> <li>Ctrl-D and Ctrl-R not allowed; For DK/RF, PRESS [Enter] to continue</li> </ul> <input type="text" value="String 20"/>
NAML.	Last Name <ul style="list-style-type: none"> <li>Ctrl-D and Ctrl-R not allowed; For DK/RF type [DK] or [RF]</li> </ul> <input type="text" value="String 20"/>
SUFFIX.	Suffix – e.g. “Sr”, “Jr” <ul style="list-style-type: none"> <li>If none, PRESS [Enter] to continue</li> <li>Ctrl-D and Ctrl-R not allowed; For DK/RF, PRESS [Enter] to continue</li> </ul> <input type="text" value="String 3"/>
CTRYCODE.	Country <ul style="list-style-type: none"> <li>ENTER [185 UNITED STATES] for Puerto Rico, U.S. Virgin Islands, Guam, American Samoa or the Northern Mariana Islands</li> </ul> <input type="text" value="Select ▾"/> 1 – 193 (Defaults to 185/US)
INCO.	In Care Of <ul style="list-style-type: none"> <li>If none, PRESS [Enter] to continue</li> <li>Ctrl-D and Ctrl-R not allowed; For DK/RF, PRESS [Enter] to continue</li> </ul> <input type="text" value="String 40"/>

- ADDR1. Address 1
- IF R says the mailing address contains both a street address and PO Box: ENTER street address here (Address 1) and ENTER PO Box in Address 2
  - Ctrl-D and Ctrl-R not allowed; For DK/RF type [DK] or [RF]

CHECK for DK, RF, or DON'T KNOW entered: A valid address is required in order for us to make a payment, including name, address line 1, city, state, zip/postal code and country. This payment will not be made until this information is provided.

- APT. Apt/Suite
- If none, PRESS [Enter] to continue
  - ENTER [Apt] or [Ste] plus numbers and /or letters
  - Ctrl-D and Ctrl-R not allowed; For DK/RF, PRESS [Enter] to continue

- ADDR2. Address Line 2
- IF R has a street address and a PO Box in the same city, ENTER PO Box here in Address Line 2.
  - If none, PRESS [Enter] to continue
  - Ctrl-D and Ctrl-R not allowed; For DK/RF, PRESS [Enter] to continue

- CITY. City
- Ctrl-D and Ctrl-R not allowed; For DK/RF type [DK] or [RF]

- STCODE. State (For COUNTRY=185)

1 – 57 (Assigned 57/FC if Country<>185)



- ZIP. Zip Code
- For addresses outside the U.S., PRESS [ENTER] to continue to foreign postal code field

→ GO TO POSTALCODE

- POSTALCODE. Postal Code
- Ctrl-D and Ctrl-R not allowed; For DK/RF ENTER all [0]'s

→ GO TO WTRCELL

*SIGNAL FOR LOCATOR 2 ADDRESS: IWER: Make sure that Locator's name and address are complete. Payments will NOT be made to incomplete names or addresses. If any field is Missing/DK/RF, SUSPEND the interview until you have the correct information.*

- WTRCELL. Does [RPAY11B.NAMF RPAY11B.NAML] have a cell phone?
- Do NOT ask but ENTER [1] if you know R is using a cell phone
  - Ctrl-D and Ctrl-R not allowed; For DK/RF ENTER [5]

→ GO TO WTRHOME





- CELLPH. Cell Phone - Area Code and Telephone Number  
What is the area code and phone number?
- ASK; or CONFIRM if phone number has been prelisted
  - If foreign phone, PRESS [ENTER] to go to foreign phone field
  - Ctrl-D and Ctrl-R not allowed; For DK/RF, GO BACK and ENTER [5] at WtrCell
  - Please enter this phone number starting with the area code. Do not include a long distance code/prefix 1.

[ENTER] ( ) \_ \_ - \_ \_ \_ → GO TO WTRHOME



CHECK: Please enter a 10 digit cell phone number

- CELLFOR. Cell Phone - Foreign Number  
(What is the area code and phone number?)
- Ctrl-D and Ctrl-R not allowed; For DK/RF, GO BACK and ENTER [5] at WtrCell

String 20

- WTRHOME. Does [RPAY11B.NAMF RPAY11B.NAML] have a home phone?
- Ctrl-D and Ctrl-R not allowed; For DK/RF ENTER [5]

1. Yes 5. No → GO TO RPAY11G



- HOMEPH. Home Phone - Area Code and Telephone Number  
What is the area code and phone number?
- If foreign phone, PRESS [ENTER] to go to foreign phone field
  - Ctrl-D and Ctrl-R not allowed; For DK/RF, GO BACK and ENTER [5] at WtrHome
  - Please enter this phone number starting with the area code. Do not include a long distance code/prefix 1.

[ENTER] ( ) \_ \_ - \_ \_ \_ → GO TO RPAY11G



CHECK: Please enter a 10 digit home phone number

- HOMEFOR. Home Phone - Foreign Number  
(What is the area code and phone number?)
- Ctrl-D and Ctrl-R not allowed; For DK/RF, GO BACK and ENTER [5] at WtrHome

String 20 → GO TO RPAY11G

## END RPAY11B

*PSID RPAY11GG modified*

RPAY11G. What is Locator's relationship to Respondent?

1. Mother	2. Father	3. Son	4. Daughter	5. Sister	6. Brother
7. Aunt	8. Uncle	9. Grandmother	10. Grandfather	11. Friend	12. Father-in-law
13. Mother-in-law	14. Cousin	97. Other-specify (RPAY11GSPEC. Specify (String 50))			

*PSID RPAY11H*

RPAY11H. How much did you offer Locator #2?

- Ctrl-D and Ctrl-R not allowed

10. Ten dollars (\$10)	15. Fifteen dollars (\$15)
20. Twenty dollars (\$20) with TL approval	

PSID RPAY11I

RPAY11I. Can Locator #2 be paid by check or did (he / she) request a money order?

- Ctrl-D and Ctrl-R not allowed

1. Check	2. Money order	3. Cash	4. Declined payment
GO TO IW END SECTION		↓	GO TO IW END SECTION

PSID RPAY11J

RPAY11J. When was Locator #2 paid?

- ENTER MM/DD/[CYEAR/CYEAR+1], with or without slashes
- Ctrl-D and Ctrl-R not allowed

__ / __ / [CYEAR/CYEAR+1]
---------------------------

PSID IWPAYWHO, IWPAYAMT, IWPAYMODE

		<u>FINAL INTERVIEW PAYMENT INDICATORS</u>
IWPAYWHO	1. Respondent 2. Other payee 3. Declined 4. None/PrePayOK	
IWPAYAMT	0.00	(CATI) IW not prepaid-Declined; IW prepaid-Prepay okay; IW prepaid-Prepay not okay or not rec'd-Declined (WEB) Declined
	^Payment (+ 10.00)	(CATI) IW not prepaid-Standard check or money order (+ cell phone) (WEB) Standard check
	^RPay9c (+ RPay9c2)	CATI only: IW not prepaid-Cash payment (+ cell phone); IW prepaid-Prepay not okay or not rec'd- Cash payment (+ cell phone)
	^RPay9dAmt (+ 10.00)	CATI only: IW not prepaid-Non-standard payment (+ cell phone); IW prepaid-Prepay not okay or not rec'd-Additional payment needed (+ cell phone)
IWPAYMODE	1. Check	(CATI) IW not prepaid-Standard check or Non-standard payment; IW prepaid-Prepay not okay or not rec'd- Additional payment (WEB) Standard check
	2. Money order	CATI only: IW not prepaid-Standard money order
	4. Declined	(CATI) IW not prepaid-Declined; IW prepaid-Prepay not okay or not rec'd-Declined (WEB) Declined
	5. Cash	CATI only: IW not prepaid-Cash payment; IW prepaid-Prepay not okay or not rec'd-Cash payment
	6. Electronic payment	(CATI) IW not prepaid-Electronic payment (WEB) Electronic payment
	7. None; Prepay okay	CATI only: IW prepaid-Prepay okay

## Interview End

### [TOC](#)

*PSID IWCOMPLETE*

IWCOMPLETE. (CATI) You have reached the end of the Interview

- ENTER [1] to complete

*PSID IWPARTIAL*

IWPARTIAL. Is this a Completed interview or an [approved](#) Partial interview?

- ENTER [0] for a COMPLETED interview
- ENTER [1005] for a PARTIAL interview

END OF CATI INTERVIEW

*SIGNAL for IWPARTIAL=1005: IWER:* Are you sure that this is an APPROVED Partial interview? If you have approval from your TL to make this a Partial interview, click Suppress to continue. Otherwise, if this is a Completed interview, click Close and ENTER [0].