

A P A N E L S T U D Y O F I N C O M E D Y N A M I C S :

STUDY DESIGN, PROCEDURES, AND FORMS

1969 INTERVIEWING YEAR (WAVE II)

A Report on Research in Process Under Contract to the
Office of Economic Opportunity

James N. Morgan

James D. Smith

with:

Nancy Baerwaldt

Marjorie Brazer

Joan Brinser

Jonathan Dickinson


Louis Hawkins

John B. Lansing

Katherine Rogin

Tecla Schrader

1969



SURVEY RESEARCH CENTER

ISR

INSTITUTE FOR SOCIAL RESEARCH
THE UNIVERSITY OF MICHIGAN
ANN ARBOR, MICHIGAN

A P A N E L S T U D Y O F I N C O M E D Y N A M I C S :

**STUDY DESIGN, PROCEDURES, AND FORMS
1969 INTERVIEWING YEAR (WAVE II)**


A Report on Research in Process Under Contract to the
Office of Economic Opportunity

James N. Morgan
James D. Smith

with:

Nancy Baerwaldt	Louis Hawkins
Marjorie Brazier	John B. Lansing
Joan Brinser	Katherine Rogin
Jonathan Dickinson	Tecla Schrader

1969



SURVEY RESEARCH CENTER

ISR

**INSTITUTE FOR SOCIAL RESEARCH
THE UNIVERSITY OF MICHIGAN
ANN ARBOR, MICHIGAN**

A Panel Study of Income Dynamics*

Errata Sheet for 1968-1969 Merged Family Unit Tape Code

The above code is included in A Panel Study of Income Dynamics: Study Design, Procedures, and Forms, 1969 Interviewing Year (Wave II). Unbound copies of the code alone have also been distributed in conjunction with the above volume.

The portion of the code beginning at V441 (page 280) serves as the code for the 1969 (Wave II) single year tape. And this latter portion, when used in conjunction with the supplemental code for individual variables, is the code for the 1969 individual tape. Users of these single year tapes should take particular note of the erratum concerning the omission of the weight variable (Page 448).

The first portion of the above code (through variable 439) serves as a code for the 1968 (Wave I) single year tape. However an earlier version of the first year code alone was distributed in the report on the first wave of the study.** The errata listed here for variables through V439 apply to that volume as well but are not exhaustive in coverage since a number of errors in that code were corrected before the merged tape code was printed. A separate, more complete, errata sheet is available for the first wave code.

The probability is non-zero that a number of errors in the code have still not come to the attention of our staff. Users who detect errors in the code not covered in the errata sheet should notify the Economic Behavior Program Librarian, Survey Research Center, Institute for Social Research, University of Michigan, Ann Arbor, Michigan, 48106.

* Conducted under contract with the Office of Economic Opportunity

**A Panel Study of Income Dynamics: Study Design, Procedures and Forms, 1968 Interviewing Year (Wave I).

- Page 161 V3
add:
"Families in cross-section sample have numbers less than 3000.
Those in supplementary low income sample have number 5000 or above.
- Page 165 V32
Omit the last phrase in the first paragraph "and an adjustment for farmers." The adjustment for farmers is made only when taking the ratio of money income to needs (see V325).

The same correction should be made for V495, page 289.
- Page 176 V110
Code 3 should read:

3. Yes, owe, but not included in mortgage (or N.A. whether included)
- Page 181 V124
Required number of rooms for the family was calculated as follows:
A base of 2 rooms was allowed for head and wife or for a single head. Additional rooms were then allotted as follows:

One room for each single person aged eighteen and above, one room for a married couple other than head and wife, and one room for every two children of the same sex under age 18. Children under 10 were paired regardless of sex if this reduced the room requirement.
- Page 206 V216 next to last line:
The code value for "Yes, N.A. limitation on work" is 8. not 7.
- Page 236 V319
Accuracy of mortgage owed (see V7 code)

V321
Accuracy of imputed rent (see V7 code)
- Page 240 V335 continued. First paragraph should read:

V57 (Help from others) is included in V335 only if the help came from inside the household. The full value of V57 is included if V291=5, and half the value of V57 is included if V291=3. V57 is not included if V291=1.

- Page 274 V418 Line
Value per room > \$2000 V374=4-8
(Value = 10 x annual rent for non-owners)
- Page 277 V439 Add to end of second paragraph:
Cross-section sample is identified by values of V3 (Family
number) less than 3000
- Page 289 V495
Omit the phrase "and an adjustment for farmers." Adjustments
for differential needs of farmers are made only when taking
the ratio of money income to the need standard.
- Page 378 Following V786
L 2. In what State and County was that? (Where head grew up)
(1969 question)

V787 1346-1347 State
(347) (546-547)

V788 1348-1352 State and County Combined (5 digits)
(348) (548-555)

V787 and the first two digits of V788 follow
the code of V361 with the addition of code
values 00 for foreign country and 99 for not
ascertained.

The last three digits of V788 identify the
county or foreign country using the U.S.
General Services Administration Geographical
Location Codes.
- Page 381 V794 L9, L15-15a + How many grades of school did you (head)
finish?

This question was asked only of new heads of families in 1969
and the distributions listed reflect this fact. On recent
versions of the tape, information on heads who did not change
has been transferred into this variable, so that the education
of all heads in the 1969 sample is available in one place. The
distribution of V794 on these tapes is thus essentially similar
to that of V313.

Page 392 V827

Bracket error: The first two bracket ranges should be as follows:

0. Less than \$500
1. \$500-999

V828

Bracket error: Bracket range 7 should be as follows:

7. \$5000-7499

Page 397 V842

Calculated as follows:

V840 Total 1968 family real income
-V533 (Money costs of earning income)
-V839 (Imputed value of free child care) (V839 was subtracted only if there were children in the household)

Page 399 V848

The list of components of cost of housing should be expanded to include:

V462 Value of additions and repairs done by family (values greater than \$1000 truncated at \$1000)

Page 402 V858 Third line of documentation

[V491]) should be [V494])

Page 405 V867

1968 hours of work by family paid and unpaid

Due to the omission of V520 (Hours of Work for Pay by Others in FU), V867 is not comparable to the similar variable from the first wave (V335). The noncomparability affects only those households in which there were earners other than head and wife.

V868

The above noncomparability also applies to the bracket of Total Family Work Hours in 1968.

NOTE that the difference in definition of the variable introduces a spurious component into the change variable on Total Family Work (V949)

Page 408 V877

Region where head of family grew up

The identification of codes 5 and 6 should be:

5. Hawaii, Alaska
6. All Foreign Countries

Page 414

V891

Actual minus required rooms

The value of the variable is given by

$$(\text{ACTUAL \# ROOMS (V592)}) - (\text{REQUIRED \# ROOMS (591)}) + 3$$

The addition of the constant, 3, avoids the use of negative numbers. Deficits of more than 4 rooms were coded 0, while surpluses of 5 or more were coded 8. Cases in which the actual number of rooms was not ascertained were coded 9--SO BE CAREFUL TO HANDLE 9's PROPERLY.

Page 414

V892

Number of persons per room, 1969

This is a two-digit variable so the sample values should be consistent.

x.x Number of persons per room

9.9 Not ascertained number of rooms in dwelling.

Page 415

V896

1969 Housing and Neighborhood quality

Lines 6-8:

Value per room \$2000 or more V885=4-8
(Value = 10 x annual rent for nonowners)

Actual - required rooms = 2 or more V891=5-8

Page 416

V897 (continued)

1969 Reported Efficacy and Planning

The numbers of the variables which comprise the final two components of the index are incorrect. The corrected numbers are:

Has no limitations V778 = 3,5,9

Thinks about things that
might happen in the
future V783 = 1

Page 417

V900

Ambition-Aspiration (1969)

Line 1

Might make purposive move V604 = 1,2

Lines 11-12

Spends time figuring out how to
get more money V782 = 1

Page 419

V903

Risk Avoidance

Line 12

Have some liquid savings V875 = 2,4
(1 point)

NOTE: The subsequent line allows 2 points for those coded 1 in V875 and the inclusion of code value 1 in the above list would (erroneously) imply that three points were allowed for this characteristic.

Page 420

V904 Horizon Proxies (1969)

Lines 4,5

Neutralize those with no children in school (1 point)

V557 = 0

Page 421

V905 Connectedness to sources of information and help (1969)

Lines 7,8

Knows 2 or more neighbors by name V601 = 2-8

Knows 6 or more neighbors by name V601 = 6-8

(NOTE that persons who know 6 or more neighbors qualify for 1 point under each of these criteria and hence get a total of 2 points)

Page 421

V906 Money Earning Acts (Current money earning behaviors)

After line 2

Wife worked more than 1,000 hours V475 > 1000
(2 points)

Page 430

V949 1967-68 Change in total hours of work by family - paid plus unpaid.

Due to an error in construction, 'Hours of work for pay by others' was omitted from the 1968 variable. The change variable thus has a spurious negative component.

NOTE: This error does ^{not} affect the variable for those families in which there were no earners other than head and wife.

Page 437

V977 1968-69 Change in job or occupation

1. Same Job (V642 = 0,2-9) and Same occupation (V640 = V197) but different second job (V661 \neq V228)

V978 Change in income receivers

1. Head started work
(V197 = 0, V640 \neq 0)
2. Wife started work
(V243 = 0, V609 \neq 0)
3. Head started a second job
(V228 = 0, V661 \neq 0)

- Page 438 V978 (continued)
7. Head stopped second job
(V228 # 0, V661 = 0)
 8. Wife stopped working
(V243 # 0, V609 = 0)
 9. Head stopped working
(V197 # 0, v640 = 0)

Page 447 The code erroneously allots two tape locations to V1009 which is a one-digit variable. As a result, the tape locations for the last four variables on the tape are displaced by one. The corrected numbers are:

<u>Variable Number</u>	<u>Tape Location</u>	<u>Single Year Tape Locations</u>
1009	1831	1031
1010	1832	1032
1011	1833-4	1033-4
1012	1835	1035
1013	1836	1036

Page 448 vxxxx XxXx Weight variable for 1969 tape
(574) (1037-1038) (included only on 1969 single year tape)

The above entry should be added to the end of the code for use with the 1969 tape alone. The variable number and tape locations appropriate to the single year tape are given in parentheses.

This variable is not included on the merged tape since it is identical to the first year weight variable (V439).

Index Errors

Page 454 Ratio Measures fifth entry should be changed to:

	<u>1969 Variables</u>		<u>1968 Variables</u>		<u>Change</u>
	<u>Field</u>	<u>Bracket</u>	<u>Field</u>	<u>Bracket</u>	<u>Variables</u>
Net real income net of Housing/Food Needs	858	859	327	353,410	--

and a new heading should be added opposite the variables incorrectly referenced under the fifth heading:

Value per room	884	885	373	374	--
----------------	-----	-----	-----	-----	----

Page 455	<u>"Well-Offness" measures</u>	1969 <u>Variable</u>	1968 <u>Bracket Variable</u>	1968 <u>Bracket Variable</u>	Change <u>Variable</u>
	Money income basis	837	838 1005	435 343	927-930 992
	Net real income basis	846	847 1006	436 344	936-937 995
	Net real income net of housing basis	860	861 1007	437 345	940-941 998

Behavioral Indexes

ATTITUDINAL INDEXES

Four of the 1968 variables references in the center column are unrevised versions which are not comparable to the 1969 variables. The comparable 1968 variables are:

	1969 <u>Variable</u>	1968 <u>Variable</u>	Change <u>Variable</u>
Real earning acts	901	427	973
Economizing	902	432	974
Risk avoidance	903	434	975
Efficacy and Planning	897	419	970

The following entry should be added to Behavioral Indexes:

Horizon Proxies	904	391	966
-----------------	-----	-----	-----

PREFACE

Contents

This manual describes in detail the data collection and processing procedures followed in the second wave of a panel study of income dynamics and the data available to analysts. An earlier manual describes Wave 1.

An overview of the study is presented in Section I. The sample design and weighting is discussed in Section II. Section III describes the field procedures that have been used in locating, interviewing and keeping track of respondents. The 1969 questionnaire and other forms used to facilitate field work are also reproduced in this section. Section IV describes data processing procedures including editing, Coding, subsequent data cleaning processes and a theoretical justification for the manipulation of the raw data in our conceptual framework. Section V details the tape code, including variables derived directly from the 1968 or 1969 questionnaire as well as variables that measure change in a particular item between the two interviewing years. For most of the one-digit variables a weighted percentage for the sample is given.

Structural Outline

The survey's design is longitudinal with interviews taking place once a year starting in 1968 for about five years. The sample in 1969 included all 4802 families interviewed in 1968 as well as all those newly formed families who had moved from the 1968 families to set up their own households. The interview unit is the head of the family, while the analysis unit can be either the family or a particular individual in the family.

Theoretical Model

Basically the purpose of the study is to explain the short-run changes in the economic status of individuals and families. The theoretical model is recursive--a set of broadly defined personality variables is thought to affect economic behavior which in turn affects economic status. Then changes in economic status are linked back to the personality variables and thus the circle is closed. See Section 1 for a more detailed description of the theoretical model.

Staff and Financing

The financing for the study has come from the Office of Economic Opportunity and The Urban Institute. James N. Morgan and James D. Smith have been the main researchers on the study. John B. Lansing has also been active on the study, especially in the academic year 1969-1970 when Professor Morgan has been on leave. In addition, the following individuals have been responsible: Nancy Baerwaldt, Marjorie Brazer, Joan Brinser, Jonathan Dickinson, Louis Hawkins, Katherine Rogin, and Tecla Schrader. Extensive contributions in sampling and weighting have been made by Irene Hess and Thomas Tharaken, in interviewing procedures by John Scott, and in data processing by Barbara Thomas. Methodological studies on achievement motivation and mental abilities are currently being made by Kent Marquis and Joseph Veroff. Results of these studies may allow questions on achievement motivation and mental abilities in later waves of interviews. This manuscript was prepared for publication by Priscilla Hildebrandt and Ivonne Bragg.

CONTENTS

	<u>Page</u>
Preface	i
Section I: Introduction	1
Section II: Sample, Weighting, and Response Rates	14
Section III: Questionnaire, Interviewing and Field Procedures	31
Part 1: The 1969 Questionnaire	32
1969 Questionnaire.....	42
Part 2: Interviewing and Keeping Track of Respondents	78
Part 3: Cover Sheet, Post Cards and Other Forms Used	85
Section IV: Processing Procedures	97
Part 1: Editing	98
Part 2: Coding	129
Part 3: Data-Cleaning Procedures	134
Part 4: Generation of Variables	138
Section V: The Available Data from the Study.....	153
Tape Codes for Wave II.....	161

SECTION 1

INTRODUCTION

Background of the Study

The purpose of this study is to understand the dynamics of change in economic status. What attitudinal, behavioral and situational factors determine the level of economic well-being attained by families and individuals? How do changes in these factors affect changes in economic status over time?

The direct antecedent of the study is a large-scale research project, The Survey of Economic Opportunity (SEO), undertaken by the Office of Economic Opportunity in the spring of 1966. That research began with interviews of families in a national sample of 30,000 dwellings. In the spring of 1967, the family living at each dwelling was again interviewed, whether or not it was the same family interviewed the previous year. These interviews were taken for OEO by the Census Bureau, which was also responsible for selection of the sample. The substantive content of the study, however, was the joint effort of the research staff of OEO and the Census Bureau.

Early in the study it became clear to the research staff of the Office of Economic Opportunity that demographic and economic time series data of the kind being obtained, although valuable for estimating the numbers of poor of various demographic characteristics, could shed but dim light on the dynamics of well-being. Would the poor in 1966 remain poor in 1968? Do people escape from poverty simply by chance or are there characteristic attitudes and behavior Patterns among those who rise in

economic status? Is poverty essentially a caste into which one enters at birth, or do many persons become poor at some time in their lives?

After extensive discussion among the government personnel involved and consultation with members of the academic community, it was decided that the long-range objectives of the study required the specialized resources of an academically-based Survey research organization.¹ Accordingly, proposals were submitted by three such organizations, and The University of Michigan's Survey Research Center was selected to continue the project.

By this time it had also been decided that the goals of the study could be achieved only if the same families, and individuals who subsequently split off from those families, could be interviewed year after year. But Census rules on confidentiality precluded the transfer of name and address information to any other agency. To avoid the necessity and expense of drawing an entirely new panel for subsequent years the Census Bureau asked respondents in the 1967 interview to sign a release, enabling the Bureau to give OEO the information necessary for reinterview in later years. About 70 percent of the respondents did so.

The 1968 wave was Conducted by the Survey Research Center, with interviews taking place with about 1,900 families from the 1967 Census sample. In addition, about 3,000 families were drawn from the Survey Research Center's Master Sampling frame.

¹See A Panel Study of Income Dynamics: Study Design Procedures and Forms, 1968 Interviewing Year (Wave 1) (Ann Arbor: Institute for Social Research, 1969), pp. 2-4.

The questionnaire used in the 1968 wave was also considerably altered and enlarged from that used in the previous two years, to reflect the broadened emphasis on the dynamics of change. This was achieved primarily through extension of subject matter to attitudes and behavior patterns.² Thus 1968 is essentially the first wave for both the entire sample and the extensive questionnaire, although it is planned to merge the matched data from 1968 with those from 1967 for the 1,900 reinterview families. In addition, complex variables and indexes to serve more sophisticated analytic purposes were generated from the raw responses to the 1968 Survey.

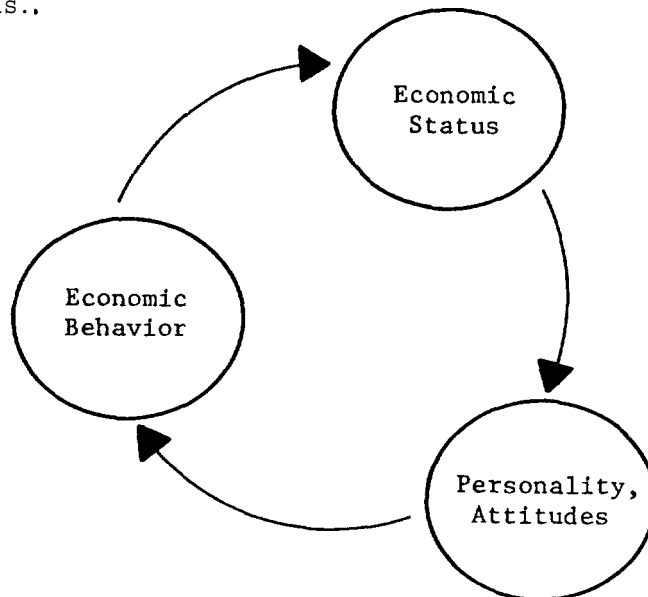
Most of the same questions were asked in 1969 as in 1968, with refinements of wording and emphasis introduced for clarity. There were also some additional questions, but few deletions. Except for losses through non-response or distant moves, the family sample remained the same; in addition, individuals who left the family residence between 1968 and 1969 were interviewed at their new place of residence, whenever possible. With a second year of matched data now available, the 1969 Survey added variables measuring change in the complex variables and indexes produced in 1968.

²Ibid., pp. 38-68.

The Theoretical Model

At the time the study was undertaken by the Survey Research Center a theoretical model was set up to provide a conceptual frame of reference for the design of the questionnaire, the structuring of the variables to be generated, and the ultimate analysis of the data output. Clearly, it is not the only possible model, nor necessarily the best one. Undoubtedly the data will be analyzed in ways that are not now anticipated. And since the data from this study will be available to other analysts on computer tape, it is quite reasonable to expect that they will find other models which better suit their own research interests.

A schematic outline of the recursive model being used is shown below. There are three main groups of variables - personality and attitudes, economic behavior and economic status - which are used to explain the short run dynamic changes occurring among the population of families and individuals..



Each of the three main variables has a number of components or is measurable in more than one way, as shown below:

Personality and Attitudes

Aspiration-ambition
Trust-hostility
Sense of personal efficacy and
planning horizon

Economic Behavior

Money earning acts
Connections to sources of information
Horizon proxies (acts of planning ahead)
Risk avoidance
Real earning acts (such as home maintenance and auto repairs)
Economizing acts (like eating at home and nonprofligate spending)

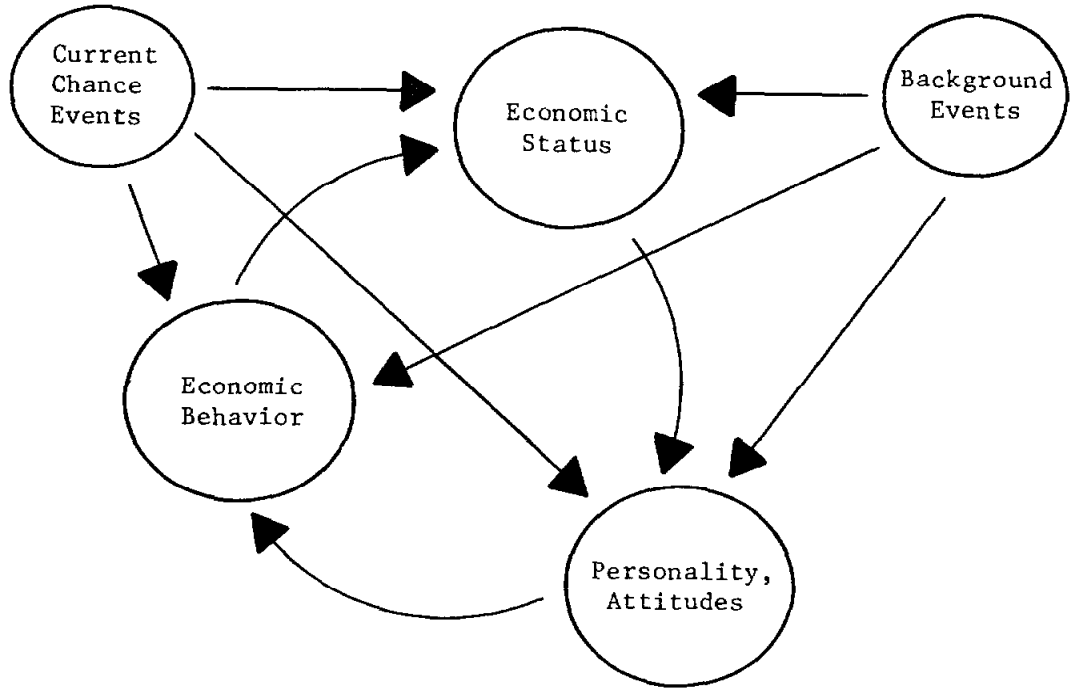
Economic Status

Family income
Family income/needs

√ Family income/needs x leisure

In addition to the three main variables of the recursive part of the model, two sets of exogenous events enter the model as predictors. The first of these are background events, which are known from previous studies to be strongly associated with the level of economic status - factors such as being born black, poor, or in a rural area. These factors do affect the variables in the recursive model, but are completed events which cannot themselves be affected by the short-run dynamics of the model. Unpredictable chance events also enter as variables into the model. Among such variables are getting hurt in an accident, a serious illness of a family member, or a loose local labor market.

Each of the component measures of the three main variables in turn consist of discrete items of information which are combined into indexes in



order to define a complex set of characteristics for analysis.³ Thus there are four attitudinal, six behavioral, and three status indexes. In addition there are three indexes to describe background events, while current chance events must necessarily remain individualized.

Imbedded in this structure are some basic hypotheses about human behavior. For example, personality characteristics and attitudes, such as aspiration and belief in rewards for striving, condition economic behavior acts that lead to improved status. Success, as reflected in raised economic status, in turn may generate increased aspirations. Conversely, a decline in economic status, whether or not induced by exogenous forces, may depress

³See Section IV for a description of the index creation.

motivation (create hostility, perhaps) and lead to "diseconomic" behavior, such as failure to seek job information, that further reduces income.

There should be some practical implications of the findings in several areas. For instance, if some kinds of events produce more constructive change in people's attitudes and behavior patterns than others, policies producing that kind of event may be indicated. If certain kinds of attitudes produce beneficial changes in behavior, or certain behavior patterns seem to produce greater positive changes in status, then policies attempting to produce those attitudes or behaviors may be indicated. Perhaps most important, the study should throw light on who among the low-income families have potential for self-support and whether they can be distinguished and selected for investment in new skills. By following families over an extended period and looking at what happens to them and what they do, it should be possible to see how some managed to improve, and to assess whether any of the still-poor might still make it on their own.

Attitude, Personality and Intelligence Measurement

Unlike the behavioral and economic status variables, which were obtained directly from objective measures, attitude and personality variables have been derived indirectly from interpretation of both objective and subjective questions. The subjective questions involve both self-description (Do you get angry fairly easily, or does it take a lot to get you angry?) and attitude identification (Would you like more of a chance to make decisions on your job?). The former type are mostly grouped in one questionnaire section

Page 455

<u>"Well-Offness" measures</u>	1969		1968		Change
	<u>Variable</u>	<u>Bracket</u>	<u>Variable</u>	<u>Bracket</u>	<u>Variable</u>
Money income basis	837	838 1005	435	343 992	927-930
Net real income basis	846	847 1006	436	344 995	936-937
Net real income net of housing basis	860	861 1007	437	345 998	940-941

Behavioral Indexes

ATTITUDINAL INDEXES

Four of the 1968 variables references in the center column are unrevised versions which are not comparable to the 1969 variables. The comparable 1968 variables are:

	<u>1969 Variable</u>	<u>1968 Variable</u>	<u>Change Variable</u>
Real earning acts	901	427	973
Economizing	902	432	974
Risk avoidance	903	434	975
Efficacy and Planning	897	419	970

The following entry should be added to Behavioral Indexes:

Horizon Proxies	904	391	966
-----------------	-----	-----	-----

Similar to the desirability of measuring achievement motivation is the need for assessment of intelligence as a predictor of economic status. For our purposes the extremes of the intelligence distribution are the most important, on the hypotheses that extreme limitations may be a cause of low economic status, while extremely high intelligence may allow an individual to overcome all sorts of other handicaps. Measuring intelligence in a voluntary survey interview situation presents similar kinds of difficulties as measuring motivation. A test is needed which is valid as a measure of culture-free basic intelligence, yet is brief, easily administered and not intimidating to respondents.

Research is now in process to develop techniques for the attainment of better achievement motivation and intelligence measures under the severe time and technical constraints of a survey interview. Two small pretest surveys were carried out in Jackson, Michigan during the past year and another is scheduled for early 1970 in Detroit. The first survey dealt with motivation assessment; the second dealt with both motivation and intelligence, as will the proposed one. It is hoped that the current field testing program will enable motivation and intelligence measures to be included in the 1971 wave.

Appropriate Use of Panel Studies

For investigation of the determinants of change in personal economic status there are major advantages in following an individual family and its split-off members. Given two interviews, variables measured in the first interview can be related to events or changes in status between

interviews. The direction of causation cannot run backward in time. When three or more interviews have been taken, any discerned alterations in attitude or behavior between the first and second interviews can be linked with the measurements of status they purport to explain as measured in the third interview. As more interviews are taken the possibilities of analysis increase.

But there are limitations in the application of panel studies. The most important of these derives from the loss of respondents. The loss is cumulative and is likely to be systematic. As a result, national estimates are subject to an increasing margin of error after the first year. The importance of this error for a particular type of analysis depends on the type of inquiry. It is always possible to identify relationships among variables for the specified panel itself, irrespective of its representation in the national population. Commonly, estimates of means and proportions for the population as a whole are subject to more error than estimates of relationships.

This sample was weighted on the basis of estimates of losses through the 1968 wave of interviews. These weights have been carried forward to the 1969 interviews without change. Hence, they do not allow for bias resulting from variations in loss rates from one part of the sample to another from 1968 to 1969.

Even with respect to that part of the panel which is retained throughout the course of the study, the interview may not be taken with the same family member each year. That individual may no longer be present. In such a case changes in attitude variables should not be used as predictors without considering the change in respondents. The same problem arises when

individuals split off from their families. The attitudes and behavior of the split-off may be so different from that of the original family head as to render comparison, through the generation of change variables, virtually meaningless. Changes in respondent may also lead to variations in reports of economic information.

It is even more common for the composition of a family to change from one year to the next. People are born and die, are married or divorced, go away to college or return from prison. In a sense the original family unit persists, but it is often important to keep in mind the possibility of changes in its composition. It is easy to forget the obvious point that variables such as ratios of income to needs can vary as a result of changes either in income or in needs.

The combination of these three major factors--response loss, discussed in greater detail in Section II; non-comparable respondent; and changes in the membership of the unit--may in effect reduce the size of the internally consistent panel substantially over the course of several years. The implications of this reduction will vary according to the research purposes for which the panel data are used, but the user should be fully conscious of the complications.

Analysis of Data

There are six analytical studies of the panel data currently in various stages of process at the Survey Research Center.

Variability of Economic Well-Being and Its Determinants is the title of a paper delivered by James N. Morgan and James D. Smith at the 1969

meetings of the American Economic Association. It focuses upon changes in money income and its components and on change in Orshansky score. In addition, attitudes of the family head and economic behavior of the family are analyzed to explain changes in family well-being.

Consumption Patterns of the Poor, by John B. Lansing and Katherine Rogin takes advantage of the sections of the questionnaire concerned with expenditures and with the definition of poverty. It analyzes the relationship between income and the consumption of food, housing, automobiles, alcohol and cigarettes for the population as a whole and for different categories of the poor.

Measures of Well-Offness and Their Implication for Labor Supply, by Jonathan Dickinson will study ways of incorporating leisure into a measure of well-offness. The parameters of several functional forms will be estimated, using data on the work-leisure choice of family heads. The possible influence of personality characteristics will also be studied.

Louis Hawkins' study of Risk Avoidance and Economic Status will test the hypothesis that those who practice risk avoidance (use seat belts, carry insurance, refrain from smoking, etc.) experience less difficulty in attaining higher economic status than those who do not. These last two studies are in the preliminary stages of data analysis.

In the planning stage is a study of ADC Families, by Nancy Baerwaldt. It will compare the characteristics of ADC families with the total population and some matched subsamples by means of a multivariate analysis of demographic and situational variables as predictors of current economic status. Similar techniques will be used to analyze the dynamics of change in status between 1968 and 1969.

The Impact of Birth Control Programs on the Number and Composition of the Poor, by James D. Smith is also in the design stage. The study will simulate birth control programs, apply them to children born in the last year to poor families in the Panel, and then compare the numbers and composition of the poor population before and after application of the birth control model.

SECTION II

SAMPLE, WEIGHTING AND RESPONSE RATES

The Sample

In 1969, the sample consisted of all those interviewed the previous year as well as all those who moved out of the original family and set up their own households. In 1968, however, the sample of families consisted of two components: (1) a cross-section sample of the coterminous United States and, (2) a subsample of respondents interviewed in the spring of 1967 by the Bureau of the Census for the Office of Economic Opportunity (OEO).

The cross-section sample of dwellings was selected from the Survey Research Center's master sampling frame¹ at a constant overall sampling rate. The master sample itself is flexible in design so that it can be used over a reasonable period of time for more than one selection of dwellings as well as for surveys with differing requirements.

The 1968 Census sample is itself a reinterview sample², since these families had been interviewed the year before by the Census Bureau. It was a probability sample with eight basic selection fractions, but it included

¹For a description of the SRC sample see: Kish, L. and Hess, I., "The Survey Research Center's National Sample of Dwellings," Institute for Social Research, The University of Michigan, 1964), ISR No. 2315.

²The reinterview sample is described more fully in A Panel Study of Income Dynamics: Study Design Procedures and Forms, 1968 Interviewing Year (Wave I) (Ann Arbor: Institute for Social Research, 1969), pp. 23-28.

only those families interviewed in 1967 by the Census Bureau with incomes equal to or less than $\$2000 + N (\$1000)$ where N is the number of persons in the family, The value $\$2000 + N (\$1000)$ was roughly equal to twice the federal poverty line used in 1967. All families with incomes greater than that were excluded as were poverty families outside Standard Metropolitan Statistical Areas in three regions - the Northeast, the North Central, and the West. Hence, this Census Subsample is not a national sample by itself.

Weighting

Each of these samples was subject to nonresponse in the 1968 wave of the study; the reinterview sample had additional losses from non-cooperation of Census respondents (refusal to sign a release to permit the Census Bureau to give the respondent's name and address to OEO) and for nontransmittal of some sample addresses from OEO to SRC. It was thought desirable to use disproportionate weighting to correct numerically for the losses from nonresponse in both components of the sample and for the nonreceiving of sample cases in the reinterview sample. No weighting was made for nonresponse in the 1966 and 1967 surveys Conducted by the Census Bureau. And no recalculation of weights for differential losses from the 1969 reinterview was made. The differential losses would not in any case require much adjustment because the response rate for the reinterview sample was almost 90 percent. Individuals who left the original 1968 sample family to set up their own households were given the same weight as the original 1968 family.

In order to determine the weights for the 1968 study, three sets of probabilities had to be calculated: (1) the probability of obtaining an interview in the SRC cross-section sample; (2) the probability of obtaining an interview in the reinterview sample; (3) the probability of obtaining an interview in the combined samples. (When combining the cross-section and reinterview samples, an over-all ratio estimation technique was not used because we had no population totals, from sources independent of the sample, to use as bases.) Adjustment for nonresponse in both parts of the sample and for nonreceiving of sample addresses in the reinterview sample, in addition to keeping strict account of original selection rates and subsequent subsampling rates, has proved to be more complex in operation than in theory. The next section presents the more general aspects of the calculations of the three sets of probabilities and the weights, which are reciprocals of the probabilities; following that, some of the practical difficulties are described.

The Three Sets of Selection Probabilities

A. The probability of obtaining an interview in the SRC cross-section sample

The cross-section sample was selected at a constant over-all rate, (.66/10,080), throughout the coterminous United States; but response rates were not constant. The rates varied by geographical region, by the SRC self-representing and nonself-representing areas, by central city and suburbs in the self-representing areas, and by SMSA's and non-SMSA's in the nonself-representing areas. Thus there are 16 different response rates to consider (Table 1).

TABLE 1
 RESPONSE RATES USED IN THE CALCULATION OF WEIGHTS
 FOR THE CROSS-SECTION SAMPLE AND THE REINTERVIEW SAMPLE

<u>Region and SMSA Classification</u>	<u>Cross-section Sample</u>		<u>Reinterview Sample</u>	
	<u>Number of eligible Respondents</u> (Col. 1)	<u>Response rate</u> (Col. 2)	<u>Number of eligible Respondents</u> (Col. 3)	<u>Response rate</u> (Col. 4)
<u>Northeast</u>				
Self-representing areas	<u>491</u>		<u>444</u>	63%
Central cities	<u>221</u>	61%	<u>330</u>	
Suburbs	<u>270</u>	65	<u>114</u>	
Nonself-representing areas	<u>394</u>		<u>8</u>	88
SMSA's	<u>235</u>	72	<u>8</u>	
Non-SMSA's	<u>159</u>	84	<u>a</u>	
<u>North Central</u>				
Self-representing areas	<u>308</u>		<u>323</u>	70
Central cities	<u>134</u>	60	<u>287</u>	
Suburbs	<u>174</u>	80	<u>36</u>	
Nonself-representing areas	<u>814</u>		<u>94</u>	67
SMSA's	<u>337</u>	80	<u>94</u>	
Non-SMSA's	<u>477</u>	83	<u>a</u>	
<u>South</u>				
Self-representing areas	<u>85</u>		<u>291</u>	68
Central cities	<u>42</u>	83	<u>260</u>	
Suburbs	<u>43</u>	81	<u>31</u>	
Nonself-representing areas	<u>1009</u>		<u>927</u>	
SMSA's	<u>491</u>	76	<u>635</u>	79
Non-SMSA's	<u>518</u>	87	<u>292</u>	85
<u>West</u>				
Self-representing areas	<u>128</u>		<u>332</u>	64
Central cities	<u>80</u>	68	<u>229</u>	
Suburbs	<u>128</u>	84	<u>103</u>	
Nonself-representing areas	<u>414</u>		<u>127</u>	65
SMSA's	<u>258</u>	79	<u>127</u>	
Non-SMSA's	<u>156</u>	74	<u>a</u>	

^a No sample cases from these areas

The probability of obtaining an interview in the cross-section sample is the product of the initial selection rate and the response rate, or $(.66/10,080) \times$ (appropriate response rate from Column 2 of Table 1). For example, the probability of an interview in Manhattan, New York, (Northeast, self-representing area, central City) is

$$(.66/10,080) (61/100) \text{ or } 1/25037.$$

If the response rate had been 100 percent, the probability of an interview would be equal to the selection probability.

B. The probability of obtaining an interview in the reinterview sample

There were eight basic sampling rates used by the Census Bureau to Select the original sample (Table 2). Many of the 357 primary sampling units (PSU's) used two different sampling rates; however, all families within a sample segment (geographical cluster of about six dwellings) had equal chance of selection. Subsequent to the initial selection, the Census Bureau subsampled households in some segments, still retaining a constant selection rate within a segment but increasing the number of different sampling fractions within a PSU.

To reduce the Census sample to a size that would satisfy the SRC research needs, we subsampled the 357-PSU sample on a PSU basis, either retaining or rejecting entire PSU's. Within a selected PSU a reinterview was attempted with each eligible sample family for which we received a name and address. Because of the large variations in receiving rates, adjustments for nonreceiving of sample addresses were made by PSU, or groups of PSU's, separately for white and for nonwhite families.

TABLE 2

RECIPROCAL OF BASIC SAMPLING PROBABILITIES USED BY THE CENSUS BUREAU
TO SELECT THE 30,000 HOUSEHOLD SAMPLE FOR THE SURVEY OF ECONOMIC OPPORTUNITY
(By Tabulation Area and Stratum, 1966)

<u>Region and SMSA Classification</u>	<u>Area Code</u>	<u>Reciprocal of Selection Probability</u>	
		<u>Stratum 1 (segments not in nonwhite stratum)</u>	<u>Stratum 2 (segments in nonwhite stratum)</u>
<u>SMSA's with 1,000,000 or more population</u>			
Northeast	1	3158	477.82
North Central	2	3158	358.96
South	3	3158	238.51
West	4	3158	278.97
<u>Other SMSA's</u>			
250,000 to 1,000,000	5	3158	609.32
Under 250,000	6	3158	306.95
<u>Remainder of the United States</u>			
56 PSU's with nonwhite supplementation	7	3158	386.96
other PSU's	8	3158	...*

* No nonwhite supplementation in tabulation area 8.

Nonresponse rates in the reinterview study were adjusted with the four geographical regions by self-representing and nonself-representing areas; in the South the nonself-representing areas had an additional classification into SMSA's and non-SMSA's. (Non-SMSA's in the other regions were not included.)

The probability of obtaining an interview in the reinterview study is:

$$\begin{array}{ccccccc} \text{Initial} & & \text{Census} & & \text{SRC} & & \text{Receiving} & & \text{Response} \\ \text{selection} & & \text{subsampling} & \times & \text{subsampling} & \times & \text{rate} & \times & \text{rate} \\ \text{rate for} & \times & \text{rate} & & \text{rate} & & & & \\ \text{Census} & & & & & & & & \\ \text{sample} & & & & & & & & \end{array}$$

To illustrate, the probability of a reinterview with a white family in stratum 1 in Manhattan, New York, (Northeast, self-representing area) is:

$$\frac{1}{3158} \times \frac{1}{1} \times \frac{1}{1} \times \frac{20}{100} \times \frac{63}{100} = \frac{1}{25063}$$

C. The probability of obtaining an interview in the combined samples

We can think of the combined samples as having three parts:

1. The reinterview sample obtained from the Census Bureau
2. The poverty families in the cross-section sample from SMSA's and from the non-SMSA's of the South
3. The remainder of the cross-section sample

Since the first two parts are two independently selected samples from the same population, and any family could be chosen for sample 1 or for sample 2 or for both, the probability of obtaining an interview in

the combined parts, 1 and 2, is:

$$\begin{array}{r} \text{Probability of} \\ \text{an interview} \\ \text{in the reinterview} \\ \text{sample} \end{array} + \begin{array}{r} \text{Probability of} \\ \text{an interview in} \\ \text{the cross-section} \\ \text{sample} \end{array} - \begin{array}{r} \text{Product of the} \\ \text{two probabilities} \end{array}$$

Referring to our illustrations of selection probabilities in Manhattan, we have

$$\frac{1}{25037} + \frac{1}{25063} - \frac{1}{(25037)(25063)}$$

Because the intention was to reduce weights to two-digit numbers, and because the third term would make no significant contribution to the calculation of the total probability, the third term was omitted. Hence, in the case of Manhattan, we have a total probability of 1/12525.

Inasmuch as part three, the remainder of the cross-section sample, had zero chance of selection for the reinterview sample, the only nonzero chance of selection is for the cross-section sample, adjusted for nonresponse.

The Weights for the Combined Samples

The weights are the reciprocals of the total probabilities for the combined samples. In the illustration from Manhattan, the weight would be the reciprocal of 1/12525, or 12525. To reduce the weights to two-digit numbers, each weight was divided by 400. The Manhattan weight then becomes 12525/400 or 31.

Some preliminary comparisons of sample estimates with 1960 data and with independent estimates (Table 3) give support to our weighting technique which produces estimates of families, by several classifications,

TABLE 3

DISTRIBUTIONS FROM THE COMBINED SAMPLE COMPARED WITH 1960 CENSUS DATA
AND WITH INDEPENDENT ESTIMATES FOR 1968

<u>SMSA Classification</u>	<u>Region</u>				
	<u>All Regions</u>	<u>North-east</u>	<u>North central</u>	<u>South</u>	<u>West</u>
<u>Sample distribution of families</u>					
Self-representing areas	<u>29.3</u>	<u>13.2</u>	<u>8.3</u>	<u>2.3</u>	<u>5.6</u>
Central cities	<u>12.8</u>	<u>5.9</u>	<u>3.6</u>	<u>1.1</u>	<u>2.2</u>
Suburbs	<u>16.5</u>	<u>7.3</u>	<u>4.7</u>	<u>1.2</u>	<u>3.4</u>
NonselF-representing areas	<u>70.7</u>	<u>10.6</u>	<u>21.9</u>	<u>27.1</u>	<u>11.1</u>
SMSA's	<u>35.5</u>	<u>6.3</u>	<u>9.1</u>	<u>13.2</u>	<u>6.9</u>
Non-SMSA's	<u>35.2</u>	<u>4.3</u>	<u>12.8</u>	<u>13.9</u>	<u>4.2</u>
All Classes	<u>100.0</u>	<u>23.8</u>	<u>30.1</u>	<u>29.4</u>	<u>16.7</u>
<u>1960 Census distribution of population</u>					
Self-representing areas	<u>29.0</u>	<u>13.5</u>	<u>8.1</u>	<u>2.1</u>	<u>5.3</u>
Central cities
Suburbs
NonselF-representing areas	<u>71.0</u>	<u>11.5</u>	<u>20.8</u>	<u>28.8</u>	<u>9.9</u>
SMSA's	<u>34.1</u>	<u>6.6</u>	<u>9.1</u>	<u>12.7</u>	<u>5.7</u>
Non-SMSA's	<u>36.9</u>	<u>4.9</u>	<u>11.7</u>	<u>16.1</u>	<u>4.2</u>
All Classes	<u>100.0</u>	<u>25.0</u>	<u>28.9</u>	<u>30.9</u>	<u>15.2</u>
<u>1968 estimated distribution of population¹</u>					
All Classes	<u>100.0</u>	<u>24.4</u>	<u>28.0</u>	<u>31.4</u>	<u>16.3</u>
<u>Sample distribution of families by race of head</u>					
White	<u>88.6</u>	<u>22.2</u>	<u>26.4</u>	<u>24.7</u>	<u>15.3</u>
Nonwhite	<u>11.4</u>	<u>1.9</u>	<u>2.8</u>	<u>5.2</u>	<u>1.5</u>
All Classes	<u>100.0</u>	<u>24.1</u>	<u>29.2</u>	<u>29.9</u>	<u>16.8</u>
<u>1968 distribution of households by race of head²</u>					
White	<u>89.6</u>	<u>22.9</u>	<u>26.1</u>	<u>24.6</u>	<u>16.1</u>
Nonwhite	<u>10.4</u>	<u>2.0</u>	<u>2.0</u>	<u>5.0</u>	<u>1.3</u>
All Classes	<u>100.0</u>	<u>24.9</u>	<u>28.1</u>	<u>29.6</u>	<u>17.4</u>

¹Current Population Reports, series P-25, No. 430

²Current Population Reports, series P-20, No. 187

NOTE: In the Census reports classifications by race are white, Negro and other races. In the SRC study, white includes Puerto Ricans; nonwhite includes Negroes as well as Orientals, Filipinos, and other races.

that compare favorably with data from other sources. By race of family head, the comparisons are generally in agreement although the estimate of the proportion of nonwhite families in the North Central region is somewhat high; such comparisons are, of course, subject to sampling error. Furthermore, independent estimates are almost impossible to get for the study population because of differences in definitions (housing unit versus dwelling unit) and geographical coverage (50 states, or coterminous United States); in Table 3 our study data for families are being compared with Census data for total population and for households.

Some of the Practical Problems in the Calculations of Probabilities

Response rates were calculated by region and city size (Table 1). With knowledge of the general geographical location of a dwelling, a response rate could be assigned for each of the two samples--cross section and reinterview.

In addition to the basic rates for the Census sample (Table 2), the OEO provided a listing of each Census sample segment with its initial selection probability; also provided was a list of rates, by segment, for segments involved in any subsampling by the Census Bureau.

Unlike the cross-section selection rate which is known for every dwelling in coterminous United States whether or not it was chosen for the sample, the Census selection rates were known only when a dwelling was in one of the Census sample segments. If the dwelling was not in one of these segments, the selection rate was estimated on the basis of geographical

region, SMSA classification, the PSU population if the dwelling was in a SMSA, and the proportion of nonwhite population in the Enumeration District (ED) in 1960. The method used to assign Census selection rates to families in the cross-section sample is described below. It may be recalled that in order to combine the cross-section and the reinterview samples it was essential to know a family's selection probability for each sample.

The concept of receiving rates was simple. For each segment, OEO provided a count of the number of eligible (poverty) families in the Census sample, the number who signed releases, and the number of addresses sent to SRC. By calculating the ratio of family addresses received by SRC to the number of eligible families, a correction could be made simultaneously for nonsigning of releases by Census-sample respondents and nonreceiving (by SRC). However, in many PSU's the number of addresses received was so small that some PSU's were combined before calculating weights. Also, there appeared to be differential receiving rates by race of family head; generally, the receiving rates were higher for nonwhite than for white families,

When combining PSU's for the calculation of receiving rates, in addition to the white-nonwhite stratification, the following stratifications within the four geographical regions were observed:

1. In some large self-representing PSU's stratification was by central city and suburban areas.
2. Nonself-representing SMSA's had two classifications according to the proportion of nonwhite population; also, PSU's were combined whenever they formed complete strata for the SRC national sample. (For example, Atlanta and New Orleans SMSA's were combined; Tampa and Dade SMSA's; San Diego and San Bernardino-Riverside; etc.)
3. Among non-SMSA's in the South there were three groups according to the proportion of nonwhite population: (1) high nonwhite; (2) medium to low nonwhite; (3) very low nonwhite.

In order to combine the two samples into one sample, receiving rates were required for the cross-section sample poverty families in SMSA's and in the non-SMSA's of the South, as well as for the reinterview sample. "Average" receiving rates were assigned to those cross-section families according to the characteristics of their PSU's, which were in turn assigned to one of the homogeneous groupings formed from the reinterview PSU's.

Assigning Census Selection Rates to Poverty Families in the Cross-section Sample

The procedure described in this section affected about 500 cross-section sample families classified according to 1968 data as having economic status below the poverty level; furthermore, only those families living in SMSA's, or in non-SMSA's of the South are involved.

Ideally, the SRC sample segments would have been matched with the Census Bureau's maps to determine in which ED each cross-section poverty family was located. Then the Census Bureau would have been requested to calculate the proportion of nonwhite population in each ED. With that information the initial Census selection rate would have been determined as follows:

Tabulation area code	Description of area	Definition of nonwhite	Reciprocal of Selection probability	
			Nonwhite	Not nonwhite
1	Northeast SMSA's, 1,000,000 or more population	30% or more nonwhite	477.82	3158
2	North Central SMSA's, 1,000,000 or more population	40% or more nonwhite	358.96	3158
3	South SMSA's, 1,000,000 or more population	20% or more nonwhite	238.51	3158
4	West SMSA's, 1,000,000 or more population	10% or more nonwhite	278.97	3158
5	SMSA's, 250,000 to 1,000,000 population	50% or more nonwhite	609.32	3158
6	SMSA's under 250,000 population	20% or more nonwhite	306.95	3158
7	56 PSU's with nonwhite supplementation		386.96	3158
8	Other PSU's	3158

Having decided that it was impractical to request the Census Bureau to provide the necessary ED information for the cross-section sample families, the classification of cross-section segments was made by the samplers at the Survey Research Center, taking into consideration whatever relevant information was at hand.

Classifications by region, SMSA size, and non-SMSA's was no problem. Census tract (1960) data was available for SMSA's, and for cities 1960 block statistics were available as well; generally these data were adequate for inference about the probable proportion of nonwhite population in an ED. In spite of some misclassifications that were undoubtedly made,

we are of the opinion that the weighting thus developed is acceptable. Comparisons of the weighted data with independent estimates strengthen that opinion. It should be emphasized that these classifications affect only those cross-section families whose incomes were below two times the Orshansky ratio.

In addition to the initial Census selection probability there were two subsampling rates to consider: the occasional Census subsampling rate, and the subsampling of Census PSU's. The former we assumed to be 1:1. The latter could be developed from knowledge of the Census 357-PSU sample probabilities, the subsampling of these, and the use of the Census 105-PSU sample of non-SMSA's in the South--a 1 in 4 Subsample of the 357-PSU sample.

1969 Response Rates

The 1968 sample of respondents was considered to be two samples for response-rate purposes, the representative cross-section sample and the reinterview sample. The overall response rate for that cross-section sample was 77 percent, netting us 2930 Completed interviews; the corresponding figures for the reinterview sample were 74 percent and 1872 usable interviews. The 1969 sample consisted of these 4802 successfully-interviewed families in 1968 plus newly-formed families that contained one or more 1968 adult sample individuals. The response rates given below refer only to 1969 response loss, not to the losses of 1968.

Were we to have reinterviewed successfully in 1969 all 4802 families interviewed in 1968 plus newly-formed families, interviews would have been secured in 1969 with 5477 families. But only 4460 interviews were taken in 1969 for a response rate of 88 percent. The reasons that interview attempts were unsuccessful with the remaining 675 families are as follows:

<u>Reason for No Interview in 1969</u>	<u>Percent</u>
Refusal	41
No suitable respondent ever at home	11
Unable to cooperate for other reasons (alcoholic, illiterate, language problem)	3
Respondent institutionalized in 1969 and no other eligible family members	2
Respondent deceased and no other eligible family members	2
Could not locate family in 1969	26
Respondent moved out of range of all interviewers	5
Other	10
Total	100

Attempts were made to secure interviews with all respondents. Persuasion letters were sent to potential respondents in those cases where the interviewer initially met with a refusal that was not unequivocal. Furthermore, when respondents moved and seemed initially to have left no trace, efforts were made to contact them through the post office, the school system, voting records, and by talking to neighbors and any other means thought suitable by the interviewer. Still, there were 175 families who ultimately had to be classified as "disappeared."

These nonresponses can of course bias one's analysis results. The Preliminary results suggest that whatever bias exists is fairly insignificant. First, the response rate was high. When looking at a broad geographic region and comparing the 1968 unweighted distribution of families with the 1969 unweighted distribution of nonresponses, the difference in the two distributions appears to be only slight. The non-response in the West is four percentage points higher than the corresponding 1968 response, perhaps reflecting migration of these nonresponse families between 1968 and 1969. And correspondingly, the percent of 1968 response cases in the South and North Central regions was slightly higher than the 1969 nonresponse, perhaps reflecting outmigration from these areas.

The distribution, unweighted, according to race for the response and nonresponse was virtually identical; one-third of the 1968 respondents were black; and one-third of the 1969 noninterview families were black. Another variable of concern, money income as a percent of needs, was also examined. Thirty-seven percent of the 1968 families were below 1.20 on this ratio; and 36 percent of those not interviewed were below this ratio, giving

assurance that those with low money income/needs ratios--a group of especial importance and interest to this study--were not being lost at a greater rate than those with higher ratios.

SECTION III

QUESTIONNAIRE, INTERVIEWING AND FIELD PROCEDURES

Section III describes the 1969 questionnaire, the field procedures, and includes reprints of the major documents used by the interviewers. Part 1 describes in detail the 1969 questionnaire comparing it to that used in 1968. The 1969 questionnaire is also reprinted here. Part 2 documents the interviewing and field procedures used in this second wave. Part 3 reprints some of the other documents used in the field.

Part 1: The 1969 Questionnaire

Introduction

Differences between the 1968 and 1969 questionnaire are described here. Even though the major objectives of the study remained the same between the two interviewing years, a number of questions were improved, an additional few were added to meet new objectives, while others - mostly unchanging background measures - were deleted. At the end of this section is the questionnaire with its corresponding variable number adjacent to each question. This variable number refers to the merged 1968-1969 Family Tape whose detailed code for both years is given in Section V of this manual.

Family Composition Information (Cover Sheet)

Because of the presumed sensitivity of family-composition questions, it was decided in 1968 not to start the questionnaire with this topic. Hence, in the first wave questions on age, sex and relation to the head of all family members in the dwelling were asked after a few minutes of other questioning had taken place. As this procedure proved unsatisfactory in practice because of interviewing difficulties, and since such questions were not so sensitive as anticipated, in 1969 family composition questions, including the first and last names of everyone in the family, were asked first. None of this identifying information was entered on the actual completed interview, but was recorded on the cover sheet that was separated from the interview before further processing. The first and last names of all family members rather than just the head were asked in 1969, to make finding these

members easier in subsequent years if they split from the nuclear family. The cover sheets are reprinted in Part 3 of this section. For those family members who moved into or out of the dwelling, the date they moved in or out was recorded in 1969. This includes family members moving from the dwelling to institutions, and vice versa.

Section A: Education and Background Questions (Questionnaire Pages 1-3)

The objectives of the education questions remained the same for the two interviewing years. A probe, "What do you really think will happen?", was asked in 1968 of those who stated they did not know how much education their children would complete. It was omitted in 1969, because experience indicated that it did not clarify an ambiguous response to the original question. Background questions about the number and ages of all the children of the head were asked in the 1969 questionnaire, including the date when they were born so as to allow determination of the head's age when he had his children, the total number of children he had, as well as other related variables.

This section also included new questions about the head's siblings as well as the education and current financial status of the head's oldest brother or sister. From these data, background measures using the number of siblings as input were created.

Section B: Transportation (Questionnaire Pages 3-4)

A few deletions and improvements were made in this section. The frame of reference for the availability of the public transportation question was changed from "whether adequate for you" to the less situational frame of reference of "good enough so that a person could use it to get to work." In 1969 families were not asked how many of their members could drive, whether money was owed on the cars they owned, and financing arrangements if money was owed, nor the amount paid for car insurance. These variables are available only for the 1968 interviewing year. The question on money saved doing car repairs was refined with possible amounts saved suggested to the respondent rather than asking him an open-ended question on how much he saved. This was done to lessen the frequency of not ascertained and don't know replies.

Section C: Housing (Questionnaire Pages 5-7)

The 1969 housing section was very similar to that used in 1968. The 1969 question on utilities was worded so that the respondent himself had to approximate the magnitude of the amount if it was over \$400, while the 1968 questionnaire required only that he indicate that it was greater than \$400. Hence, a more refined measure of large annual utilities payments was secured in 1969 than in 1968. As in the car repair question, the question on money saved doing house repairs was refined with the amounts saved being suggested to the respondent, rather than requiring that he reply to an open-ended question.

Because this was the second year of the study, and since geographic mobility is a potentially important correlate of economic behavior, questions on moving and the reasons for moving were asked in this wave.

Section D-F: Employment (Questionnaire Pages 8-16)

As in 1968, there are three sections of employment questions-- one for those currently working, one for those currently unemployed, and a third for those not in the labor force. A number of refinements were made in the questions in these sections.

For those currently in the labor force, questions on past job history were omitted from the 1969 interview; in 1969 the head of the family was asked about his previous job only if he had held his current job for less than a year rather than for less than ten years. The questions used to measure proclivity towards moving to accept another job were refined, with the 1969 questions focusing directly on remuneration as the factor pulling one towards another job, rather than merely asking "How good would a job have to be for you to be willing to move somewhere else in order to get it?" as was done in 1968.

Attitudinal questions about working were changed as well. In 1968 two questions about choice and decision-making on the job were asked that did not refer to the head's specific employment. They included questions on the importance to the respondent of making his own decisions on a job and whether or not he liked a job where he was told exactly what to do. In 1969 these two questions about choice and decision-making on the job referred specifically to the head of the family's current employment. Background questions on past illness and unemployment experience were omitted in 1969, so these data are not available for those who became heads of families in 1969.

The questions on work hours for those in the labor force were similar in both years, except that the 1969 questions were refined, especially those where the objective was to ascertain the number of hours of overtime the head worked. An additional sequence on the amount of time and money spent getting to work and back was added both for those currently employed and for those who were unemployed. The emphasis of the questions asked of the unemployed was changed so that the focus was on current activity directed towards getting another job rather than past experience with employment. For instance, such individuals were asked about the type of job they were looking for, how much they expected to earn, what they would have to do to qualify for the job, and how much they had done about getting the job. The employment questions for those not currently in the labor force were similar to those asked in 1968, except that unmarried females were asked to project whether or not they might work in the future.

Section G: Housework, Food and Clothing (Questionnaire Pages 18-21)

A number of substantial revisions were made in questions about housework, food, and clothing. Questions on work for money of the wife were virtually identical to questions asked in 1968, except that in 1969 the wife was asked the hours spent and the cost of going to work and back if she worked. The family planning questions regarding expectations about additional children were asked this year for young unmarried females who had their own children living with them as well as for couples in the

childbearing ages. Questions on time spent doing housework were not asked at all in 1968; they were inferred from the averages for a given family composition from an earlier cross-section study. This procedure proved unsatisfactory because of the wide variations in housework of families with the same composition, especially those with lower than average incomes, and hence it was decided to ask questions about hours of housework in 1969. The greater precision was needed because of the importance of this variable as a component in several of the study's economic status measures. Identification of the family members who did most of the housework was made as well as the number of hours they spent on such work. All families were asked their dollar outlay for housework from outside the family in 1969, while only those families having working wives or single family heads who worked were asked this question in 1968.

The food consumption and expenditure questions underwent substantial revision between 1968 and 1969; in the 1969 questionnaire such questions were both more directive and more explicit. In 1968 respondents were asked in one question to account for the amount they spent on meals eaten outside the dwelling, regardless of whether or not they were eaten at restaurants, in school or at work. This proved unsatisfactory, and in 1969 respondents were asked about meals at work and school and at restaurants in separate questions. Whether the family raised or grew any of their own food was determined in 1968 by asking if they had any special ways of saving on food. If the respondent thought that raising or growing food was not a special way of saving, the answer was "no" and this amount of food consumption was unaccounted for. In 1969, families were asked specifically whether or not they raised any food and how much they saved. Receipt of free food and use of food stamps were all lumped into one question for 1968 but were

separated into two questions in 1969. The resulting food stamp question was fairly detailed permitting replies that enabled us to separate the amount spent for the stamps from the amount saved by using the stamps. The questions asking for an amount saved on food were revised in 1969 so that amounts were suggested to the respondent rather than merely asking him for the amount saved. In 1968 amounts saved on subsidized or free food at school, money saved by using food stamps, and receipt of other free food were asked in such manner that the amount was coded zero if under \$50.

Section H: Income (Questionnaire Pages 22-26)

Most income questions asked in 1969 were identical to those asked in 1968. Various components of income were asked with a reformed version of the question asking the amount per some fraction of time, rather than the amount for the entire year. This was done since it appeared that some of the amounts given in 1968 were monthly rather than annual amounts as desired. In 1969 an additional pick-up question was asked on financial help and money receipts from outside the dwelling, since it appeared, from the large number of families where expenses as a percent of money income was greater than one, that money income was being systematically understated. Occupation of family members, other than the head or wife, who worked was asked in 1969.

In 1968 and 1969 respondents were asked whether their family's income was higher or lower than the previous year, and why it was higher or lower. But in 1969 an additional directive probe was added: "Was it something that just happened, or did (any of) you do something to cause the

change?" The probe was originally designed for the respondent to indicate whether the income change was initiated by him or whether it was just a chance event, but it proved to be a failure; a large percentage of respondents simply did not understand it. It will be omitted in 1970. Another question whose objective was to measure whether the family's income was stable throughout the year or whether it varied over the year was asked in 1968, but not in 1969, since many respondents had difficulty understanding the question. A question asking respondents whether they were better off currently than a few years ago was revised for 1969, substituting for the word "financially" a more general frame of reference. The query about support to individuals outside the dwelling was enlarged to include minor amounts of support to individuals who were not dependent on the family being interviewed for more than half their support.

Section H: Income (Disability Questions) (Questionnaire Pages 26-27)

The first wave's questionnaire asked only about the disability of the head of the family, and then only one question on whether the amount or kind of work he did was limited. In 1969 the head of the family was asked whether his disability limited the kind of work he could do, another question on whether the amount of work he could do was limited, and a third question on whether the amount of work that he could do around the house was limited. A further question on the number of years of disability and whether or not the head's health was getting better or worse was also asked. These detailed disability data are available only for 1969 heads of families.

Questions were asked in 1969 about the disability of other members in the family--whether any of them were not going to school because of a disability or poor health, and whether or not there were family members who required extra care. From the descriptive information in the 1968 questionnaire it was apparent that disability was an important predictor of the family's economic behavior and that questions on these topics should be included in the questionnaire.

Section J: Time Use (Questionnaire Page 30)

All of the questions in this section are a repeat of the first wave's with the exception of a question on the head's perception of his intentions for the future. It was inserted here so that it was relatively free from the biases that might be introduced if it were placed in some other section.

Section K: Feelings (Questionnaire Pages 31-32)

Questions in this section are identical to those asked the previous year.

Section L: The Past (Questionnaire Pages 33-34)


Even though heads of families were asked the state or country where they grew up in the 1968 questionnaire, this question was repeated in 1969, asking for the county as well as the state, in order that we might use

the county where the head grew up as a predictor variable. A measure of geographic mobility, the number of states or countries the head had lived in, was also secured in 1969. If the family had a new head in 1969, most of the background questions asked in 1968 were repeated so that the measures were available for all heads of families, not just those who headed families in 1968.

Section M: Observation by Interviewer (Questionnaire Pages 35-36)

The interviewer did not ask the questions in this section, but only recorded through observation. The interviewer was asked in 1969 to evaluate the quality of housing according to whether or not it had an inside toilet, running water, or needed major or extensive repairs.

(INTERVIEW NUMBER)

	SURVEY RESEARCH CENTER INSTITUTE FOR SOCIAL RESEARCH THE UNIVERSITY OF MICHIGAN	<i>(Do not write in above spaces.)</i>
1. Interviewer's Label _____	2. P.S.U. _____ 3. Your Interview No. _____ 4. Date _____ 5. Length of Interview _____	

SECTION A: CHILDREN

(MAKE SURE PAGE 2 OF COVER SHEET IS COMPLETED BEFORE ASKING Q. A1)

A1. INTERVIEWER: SEE LISTING BOX, ON PAGE 2 OF COVER SHEET, AND CHECK ONE:

(V555)

CHILDREN UNDER 25 IN FU NO CHILDREN UNDER 25 IN FU (TURN TO A9, PAGE 2)



A2. How many of the children living here are in school this year?

(V556)

_____ NUMBER NONE - (GO TO A6)

A3. About how much education do you think the children will have when they stop going to school?

(V557)

A4. Did you (or anyone else here) attend any parent-teacher meetings in the last year?

(V558)

YES NO (GO TO A6)



A5. When was the last time? _____

A6. Did any of the children stop going to school in 1968?

(V559)

YES NO (TURN TO A9, PAGE 2)



A7. Who was that? _____
A8. What is the highest grade (he/she) finished? _____ (V560)

A9. Do you (HEAD) have any children who don't live here?
(V561) [] YES [] NO - (GO TO A12)

↓
A10. How many? _____ NUMBER

A11. When were they born? (V562) (V563) (V564)
(V565) Total Number YEAR BORN YEAR BORN YEAR BORN
(V566) Number Supported by Age 25

A12. Did you (HEAD) have any children who are not now living?

[] YES [] NO - (GO TO A14)

↓
A13. When were they born? _____
YEAR BORN YEAR BORN YEAR BORN

A14. How many brothers and sisters did you (HEAD) have? _____ [] NONE (TURN TO
(V567) (SPECIFY NUMBER) B1, PAGE 3)

A15. Do you have any brothers still living?
(V568)

[] YES (GO TO A17) [] NO

↓
A16. Do you have any sisters still living?
(V572) [] YES (TURN TO A21, PAGE 3) [] NO (TURN TO B1, PAGE 3)

↓
(IF BROTHERS)

A17. How old is your oldest living brother? _____ AGE
(V569)

A18. How much education does he have? _____
(V570)

(IF COLLEGE) A19. Does he have a college degree? [] YES [] NO

A20. How is he doing financially -- very well, all right, or not so well?
(V571)

[] VERY WELL [] ALL RIGHT [] NOT SO WELL

(TURN TO B1, PAGE 3)

(IF SISTERS BUT NO BROTHERS)

A21. How old is your oldest living sister? _____ AGE
(V573)

A22. How much education does she have? _____
(V574)

(IF
COLLEGE) A23. Does she have a college degree? [] YES [] NO

A24. How is she doing financially -- very well, all right, or not so well?
(V575)

[] VERY WELL [] ALL RIGHT [] NOT SO WELL

(GO TO B1)

SECTION B: TRANSPORTATION

(ASK EVERYONE)

B1. Is there public transportation within walking distance of here?
(V576)

[] YES [] NO (GO TO B3)

↓

B2. Is it good enough so that a person could use it to get to work?
(V577)

B3. Do you or anyone else in the family here own a car or truck?
(V578)

[] YES (TURN TO B6, PAGE 4) [] NO

↓

B4. Does not having a car cause any difficulties?
(V579)

[] YES [] NO (TURN TO C1, PAGE 5)

↓

B5. What are they? _____
(V580)

(TURN TO C1, PAGE 5)

B6. How many cars and trucks do you (and your family living here) own? _____
(V581)
(ASK FOR EACH CAR OR TRUCK OWNED) #1 #2 #3

B7. What year model is it? (V582)	(V443-444)		
B8. What make is it?			
B9. Is it in good, fair or (V583) poor condition?			
B10. Is that car (truck) (V584) insured?	<input type="checkbox"/> YES <input type="checkbox"/> NO	<input type="checkbox"/> YES <input type="checkbox"/> NO	<input type="checkbox"/> YES <input type="checkbox"/> NO
REPEAT B7-B10 FOR NEXT CAR OR TRUCK, THEN GO TO B11			

B11. Does the car (truck) you (HEAD) drive most of the time have seat belts?
(V585)
 YES NO (GO TO B13) DOES NOT DRIVE (GO TO B13)

↓
B12. Do you have them fastened all the time while you are driving, part of the
(V586) time, or practically none of the time?
 ALL THE TIME PART OF THE TIME PRACTICALLY NONE OF THE TIME

B13. During 1968, did you (or your family) do any of your own repair work on your
(V587) car(s) (or truck)?
 YES NO (TURN TO C1, PAGE 5)

B14. What kinds of things have you done on your car(s) in 1968?
(V588)

B15. About how much do you think you saved doing this last year -- was it
(V589) about \$25, \$50, \$100, \$200, or what?
(V445- ABOUT \$25 \$50 \$100 \$200
446) OTHER - \$ _____
(SPECIFY APPROX. AMOUNT)

B16. About how much time did that take you altogether? (V447-448)
(V590) _____
(HOURS)

SECTION C: HOUSING

(V591) Required number of Rooms for FU this size, age and sex composition
C1. How many rooms do you have here for your family (not counting bathrooms)? _____
(V592)

C2. Do you own this (home/apartment), pay rent, or what?
(V593)

OWNS OR IS BUYING PAYS RENT (TURN TO C10, PAGE 6) NEITHER OWNS NOR RENTS (TURN TO C13, PAGE 6)

↓
(IF OWNS OR IS BUYING)

C3. How much did all your utilities like heat and electricity cost you last year -- was it less than \$100, \$100 to \$200, \$200 to \$300, \$300 to \$400, or what? (IF TRAILER, INCLUDE LOT RENT)		
	<input type="checkbox"/> LESS THAN \$100	<input type="checkbox"/> \$100-\$200
	<input type="checkbox"/> \$200-\$300	<input type="checkbox"/> \$300-\$400
(V460-461)	<input type="checkbox"/> OTHER \$ _____ (SPECIFY APPROX. AMOUNT)	
C4. Could you tell me what the present value of this house (farm) is -- I mean about what would it bring if you sold it today? \$ (V449-450) _____		
C5. Do you have a mortgage on this property? (V594) <input type="checkbox"/> YES <input type="checkbox"/> NO (TURN TO C18, PAGE 7)		
	<u>1st Mortgage</u>	<u>2nd Mortgage</u>
C6. How much are your monthly mortgage payments?	\$ (V453-454) _____	\$ _____
C7. About how much is the remaining principal on this mortgage?	\$ (V451-452) _____	\$ _____
(IF <u>DON'T</u> <u>KNOW</u>)	C8. About how many more years will you have to pay on it? _____	
C9. Do you also have a second mortgage? (V595) <input type="checkbox"/> YES (ASK C6-8, FOR SECOND MORTGAGE) <input type="checkbox"/> NO (TURN TO C18, PAGE 7)		
(TURN TO C18, PAGE 7)		

(IF PAYS RENT)

C10. About how much rent do you pay a month? \$ (V455-456) _____

C11. Do you pay for any of the utilities like heat and electricity yourself?
[] YES [] NO (GO TO C18, PAGE 7)

↓

C12. (IF YES) How much did they cost you altogether last year -- was it less than \$100, \$100 to \$200, \$200 to \$300, \$300 to \$400, or what?
(V460-461) [] LESS THAN \$100 [] \$100-\$200 [] \$200-\$300
[] \$300-\$400 [] OTHER \$ _____
(SPECIFY APPROX. AMOUNT)

(TURN TO C18, PAGE 7)

(IF NEITHER OWNS NOR RENTS)

C13. How is that? _____
(V596)

C14. Do you do some work in return for your housing? (What?)
_____ (V459)

C15. How much would it rent for if it were rented? \$ _____ per _____
(V457-458) (MONTH, YEAR)

C16. Do you pay for any of the utilities like heat and electricity yourself?
[] YES [] NO (TURN TO C18, PAGE 7)

↓

C17. How much did they cost you altogether last year -- was it less than \$100, \$100 to \$200, \$200 to \$300, \$300 to \$400, or what?
(V460-461) [] LESS THAN \$100 [] \$100-\$200 [] \$200-\$300
[] \$300-\$400 [] OTHER \$ _____
(SPECIFY APPROX. AMOUNT)

(TURN TO C18, PAGE 7)

SECTION D: EMPLOYMENT

(ASK EVERYONE: THESE QUESTIONS REFER TO THE HEAD OF THE FU)

D1. Now we would like to know about your (HEAD's) present job -- are you (HEAD) working now, looking for work, retired, a housewife, or what? (V639)

- WORKING NOW, OR ONLY TEMPORARILY LAID OFF
- LOOKING FOR WORK, UNEMPLOYED (TURN TO E1, PAGE 12)
- RETIRED, PERMANENTLY DISABLED, HOUSEWIFE, STUDENT (TURN TO F1, PAGE 15)
- OTHER _____ (GO TO D2 IF HAS JOB, OTHERWISE TURN TO F1, PAGE 15)
(SPECIFY)

D2. What is your main occupation? (What sort of work do you do?) (V640)

(IF NOT CLEAR) D3. Tell me a little more about what you do. _____

D4. Do you work for someone else, yourself, or what? (V641)

- SOMEONE ELSE
- BOTH SOMEONE ELSE AND SELF
- SELF ONLY

D5. How long have you had this job? (V642)

(IF 1 YEAR OR MORE, TURN TO D10, PAGE 9)

(IF LESS THAN 1 YEAR)

D6. What happened to the job you had before -- did the company fold, were you laid off, or what? (V643)

D7. Does your present job pay more than the one you had before? (V644)

D8. On the whole, would you say your present job is better or worse than the one you had before? (V645)

- BETTER
- WORSE
- SAME (TURN TO D10, PAGE 9)

D9. Why is that? (V646)

D10. Did you take any vacation during 1968?

(V652) [] YES → D11. How much vacation did you take? (V653) _____
DAYS WEEKS MONTHS
[] NO (GO TO D12)

D12. Did you miss any work in 1968 because you were sick, or because someone else in the family was sick?

(V654) [] YES → D13. How much work did you miss? (V655) _____
DAYS WEEKS MONTHS (V467-468)
[] NO (GO TO D14)

D14. Did you miss any work in 1968 because you were unemployed or on strike?

(V656) [] YES → D15. How much work did you miss? (V657) _____
DAYS WEEKS MONTHS (V469-470)
[] NO (GO TO D16)

D16. Then, how many weeks did you actually work on your main job in 1968? _____
(V658)

D17. And, on the average how many hours a week did you work on your main job last year?
(V659)

Annual hours worked (V465-466)

D18. Does that include overtime?

[] YES (GO TO D20)
[] NO → D19. About how many hours of overtime did you work in 1968? _____

D20. Did you have any extra jobs or other ways of making money in addition to your main job in 1968?

[] YES [] NO (TURN TO D26, PAGE 10)

↓

D21. What did you do? _____ (V661)
D22. Anything else? _____ (V662)
D23. About how much did you make per hour at this? \$ _____ PER HOUR (V663)
D24. And how many weeks did you work on this extra job in 1968? _____ (V664)
D25. On the average, how many hours a week did you work on your extra job(s)? (V665)

D26. Was there more work available on (your job) (any of your jobs) so that you could (V666) have worked more if you had wanted to?

YES

NO OR DON'T KNOW

D27. How much would you have made (V667) per hour at this work?

\$ _____

(GO TO D29)

D28. Would you have liked to work more (V668) if you could have found more work?

YES (GO TO D31)

NO (GO TO D29)

D29. Could you have worked less if you had wanted to? (V669)

YES (GO TO D31)

NO

D30. Would you have preferred to work less even if you (V670) had earned less money?

YES

NO

D31. About how much time does it take you to get to work each day, door to door?

_____ (ONE WAY)

NONE (TURN TO D39, PAGE 11)

D32. Do you drive to work, use public transportation, walk, or what? (V673)

DRIVE
(GO TO D33)

PUBLIC TRANSPORTATION
(GO TO D36)

WALK (TURN TO
D39, PAGE 11)

OTHER (GO TO D37)

(IF DRIVES)

D33. About how many miles is it to where you work? _____ ONE WAY (V674)

D34. Do you have to pay for parking? (V675) YES NO (TURN TO D39, PAGE 11)

D35. How much does that cost you? \$ _____ per _____
(TURN TO D39, PAGE 11)

(V471-472) Cost
(V473-474) Hours

(IF PUBLIC
TRANSPORTATION)

D36. What is the total cost of a one-way trip to work?
\$ _____ PER TRIP
(TURN TO D39, PAGE 11)

(IF OTHER)

D37. Do you have to pay anything to get to work and back?
 YES NO (TURN TO D39, PAGE 11)

D38. About how much do you pay? \$ _____ per _____
(TURN TO D39, PAGE 11)

D39. Are there times when you are late getting to work?
 (V676) [] YES → D40. About how often does that happen? _____
 (V677)
 [] NO (GO TO D41)

D41. Are there times when you don't go to work at all, even though you are not sick?
 (V678) [] YES → D42. How often does that happen? _____
 (V679)
 [] NO (GO TO D43)

D43. Have you been thinking about getting a new job, or will you keep the job you have now?
 (V680) [] THINKING ABOUT GETTING A NEW JOB [] KEEP JOB NOW HAVE (GO TO D49)

D44. What kind of job do you have in mind? _____
 (V681)
 D45. How much might you earn? \$ _____ per _____
 (V682)
 D46. Would you have to get additional training to qualify? _____
 (V683)

 D47. Have you been doing anything in particular about it?
 (V684) [] YES [] NO (GO TO D49)
 ↓
 D48. What have you done? _____

D49. Would you be willing to move to another community if you could earn more money there?
 (V688) [] YES, MAYBE, OR DEPENDS [] NO

D50. How much would a job have to
 (V689) pay for you to be willing to
 move? _____

D51. Why is that? _____
 (V690)

D52. Tell me about your main job -- how much choice do you have about the way you do the work?
 (V691) _____

D53. Would you like more of a chance to make decisions on your job, or do you like it the way it is, or what?
 (V692) [] MORE CHANCE TO MAKE DECISIONS [] LIKE IT THE WAY IT IS [] OTHER _____
 (SPECIFY)

SECTION E: IF LOOKING FOR WORK, UNEMPLOYED

E1. What kind of job are you looking for? _____

E2. How much might you earn? \$ _____ per _____
(V647)

E3. Will you have to get any training to qualify? _____
(V648)

E4. What have you been doing to find a job? _____
(V649) _____ [] NOTHING (GO TO E6)

E5. How many places have you been to in the last few weeks to find out about a job?
(V650)

E6. What happened to the job you had before -- did the company fold, were you laid-off,
(V651) or what? _____

E7. How many weeks did you work in 1968? _____ [] NONE (GO TO E9) }
(V658) } (V465-466)

E8. About how many hours a week did you work when you worked? _____
(V659)

E9. How many weeks were you sick in 1968? (V467-468)
(V671)

E10. Then, how many weeks were you unemployed or laid off in 1968? (V469-470)
(V672)

E11. INTERVIEWER: REFER TO E7, AND CHECK ONE:

WORKED IN 1968

DID NOT WORK IN 1968 (TURN TO E20, PAGE 14)



E12. On your last job, how much time did it take you to get to work each day, door to door?

_____ ONE WAY NONE (TURN TO E20, PAGE 14)

E13. Did you drive to work, use public transportation, walk, or what?

(V673)

DRIVE
(GO TO E14)

PUBLIC TRANSPORTATION
(GO TO E17)

WALK (TURN TO
E20, PAGE 14)

OTHER
(GO TO E18)

(IF
DRIVE) →

E14. About how many miles was it to where you worked?
(V674)

_____ ONE WAY

(V471-472) Cost
(V473-474) Hours

E15. Did you pay for parking?

(V675) YES NO (TURN TO E20, PAGE 14)

↓
E16. How much did that cost you? \$ _____ per _____

(TURN TO E20, PAGE 14)

(IF PUBLIC
TRANSPORTATION) →

E17. How much was the total cost of a one-way trip to work?

\$ _____ ONE WAY

(TURN TO E20, PAGE 14)

(IF OTHER) →

E18. Did you have to pay anything to get to work and back?

YES NO (TURN TO E20, PAGE 14)

↓
E19. About how much did you pay?

\$ _____ per _____

(TURN TO E20, PAGE 14)

E20. When you were working, were there times when you were late getting to work?
(V676)

YES NO (GO TO E22)



E21. (IF YES) About how often did that happen? _____
(V677)

E22. Were there times when you didn't get to work at all, even though you were not sick?
(V678)

YES NO (GO TO E24)



E23. (IF YES) How often did that happen? _____
(V679)

E24. Are there jobs available around here that just aren't worth taking?
(V686)

YES NO (GO TO E26)



E25. How much do they pay? \$ _____ per _____
(V687) (HOUR, WEEK)

E26. Would you be willing to move to another community if you could get a good job
(V688) there?

YES, MAYBE, OR DEPENDS



E27. How much would a job have to
(V689) pay for you to be willing to
move?

\$ _____ per _____

NO



E28. Why is that? _____
(V690)

E29. Tell me about your last job -- how much choice did you have about the way you did
(V691) the work?

E30. Would you like a job where you have more of a chance to make decisions than you
(V692) did, or did you like it the way it was, or what?

MORE CHANCE TO LIKED IT THE OTHER _____
MAKE DECISIONS WAY IT WAS

(SPECIFY)

SECTION F: IF RETIRED, PERMANENTLY DISABLED, HOUSEWIFE, OR STUDENT

F1. During the last year (1968) did you do any work for money?

[] YES [] NO (GO TO F5)



F2. What kind of work did you do when you worked? (What was your occupation?)

F3. How many weeks did you work last year? _____ (V465-466)
(V658)

F4. About how many hours a week did you work (when you worked)? _____
(V659)

(TURN TO G1, PAGE 17)

F5. Are you thinking about going to work?

[] YES [] NO (TURN TO F13, PAGE 16)



F6. What kind of job do you have in mind? _____
(V681)

F7. How much might you earn? \$ _____ per _____
(V682)

F8. Would you have to get additional training to qualify? _____
(V683)

F9. What have you been doing to find a job? _____
(V684) [] NOTHING (GO TO F11)

F10. How many places have you been to in the last few weeks to find out about a job? _____
(V685)

F11. Are there jobs around here that just aren't worth taking?
(V686) [] YES [] NO (TURN TO G1, PAGE 17)

↓

F12. How much do they pay? \$ _____ per _____
(V687)

(TURN TO G1, PAGE 17)

F13. INTERVIEWER: CHECK ONE

HEAD IS UNMARRIED WOMAN
UNDER 50

ALL OTHERS (TURN TO G1, PAGE 17)

F14. Are you thinking about going to work sometime in the future?
(V693)

YES NO (TURN TO G1, PAGE 17)

F15. What does this depend on? _____
(V694) _____

(TURN TO G1, PAGE 17)

SECTION G: HOUSEWORK, FOOD AND CLOTHING

(ASK EVERYONE)

G1. (V607) Are you married, single, widowed, divorced, or separated?

[] MARRIED [] SINGLE [] WIDOWED [] DIVORCED [] SEPARATED

(Q's G2-G7 REFER TO WIFE'S OCCUPATION) (GO TO G8)

G2. (V608) Did your wife do any work for money in 1968? [] YES [] NO (GO TO G8)

G3. (V609) What kind of work did she do? _____

G4. (610) About how many weeks did she work last year? _____ (V475-476)

G5. (611) And about how many hours a week did she work? _____

(V479-480) G6. How much time does it take her to get to work each day, door to door? _____ ONE WAY [] NONE (GO TO G8)

(V477-478) G7. What does this cost her per trip? \$ _____ ONE WAY

G8. (V612) INTERVIEWER: CHECK ONE. IF NECESSARY REFER TO COVERSHEET LISTING BOX

[] MARRIED WITH WIFE UNDER 45 [] UNMARRIED FEMALE HEAD UNDER 45 AND HAS OWN CHILDREN LIVING WITH HER [] ALL OTHERS (TURN TO G12, PAGE 18)

G9. (V613) Do you expect to have any (more) children? [] YES [] NO [] DON'T KNOW (TURN TO G12, PAGE 18)

G10. (V614) When do you think you might have (a, another) child? _____ (TURN TO G12, PAGE 18)

G11. (V615) How sure are you that you won't have any (more) children? _____ (TURN TO G12, PAGE 18)

(ASK EVERYONE)

G12. We're interested in the time people spend working around the house. Who does most (V616) of the housework in this family?

(RELATION TO HEAD)

G13. About how much time (does he/she) (do you) spend on this housework in an average (V617) week -- I mean time spent cooking, cleaning, and other work around the house?

(V481-482) _____ HOURS PER WEEK

(ASK G14 IF 2 OR MORE PEOPLE IN FAMILY -- OTHERWISE GO TO G18)

G14. Does anyone else here in the household help with the housework? (V618)

YES NO (GO TO G18)



	Person #1	Person #2
G15. Who is that?	_____	_____
	(RELATION TO HEAD)	(RELATION TO HEAD)
G16. About how much time does (he/she) spend on housework in an average <u>week</u> ?	Husband (V483-484)	Others (V485-486)
	_____	_____
	(HOURS PER WEEK)	(HOURS PER WEEK)
G17. Anyone else? <input type="checkbox"/> YES (ASK G15-16 ABOVE) <input type="checkbox"/> NO (GO TO G18)		

(ASK EVERYONE)

G18. How about help from anyone outside your household -- did you (FAMILY) get any help (V619) with housework (or child care) from friends, relatives, or anyone else during 1968?

YES NO (TURN TO G22, PAGE 19)



G19. What help did you get? _____
G20. About how many hours would you say they helped during 1968? (V487-488) _____ (HOURS)
G21. Did you pay for any of this help? (V620) <input type="checkbox"/> YES <input type="checkbox"/> NO (GO TO G22)
↓
G21a. How much did this cost you for the <u>year</u> ? \$ (V489-490) _____

(ASK EVERYONE)

G22. How much do you (FAMILY) spend on the food that you use at home in an average week?
(V621)

\$ _____ PER WEEK (V500-501)

G23. Do you have any food delivered to the door which isn't included in that?

(V622) [] YES → G24. How much do you spend on that food? \$ _____ per _____
(V623) (WEEK, MONTH)
[] NO (GO TO G25)

G25. How about alcoholic beverages -- how much do you (FAMILY) spend on that in an
(V624) average week?

\$ _____ PER WEEK [] NONE (GO TO G27) (V496-497)

(V625) G26. Is that included in the food bill? [] YES [] NO

G27. Do (any of) you smoke cigarettes?

(V626) [] YES [] NO (GO TO G30)



<p>G28. About how many cigarettes do you (FAMILY) smoke in a day or week? (V627)</p> <p>_____ per _____ (V498-499) (CIGARETTES, PACKS, OR CARTONS) (DAY, WEEK)</p> <p>G29. Is that included in the food bill? [] YES [] NO (V628)</p>

G30. Do you (or your family) get meals at work or at school?

(V629) [] YES [] NO (GO TO G34)



<p>G31. About how much do all these meals cost you (FAMILY) in an average <u>week</u>? (V630)</p> <p>\$ (V502-503) PER WEEK [] NOTHING, FREE (GO TO G33)</p> <p>G32. Were any of these meals free, or at reduced cost? (V631) [] YES [] NO (GO TO G34)</p> <p>G33. About how much do you think these free meals saved you last year -- was it V504- about \$25, \$50, \$100, \$200, or what? 505 [] ABOUT \$25 [] \$50 [] \$100 [] \$200 [] OTHER (SPECIFY APPROX. AMT.)</p>
--

G34. About how much do you (FAMILY) spend in an average week eating out, not counting meals
(V632) at work or at school?

\$ (V506-507) PER WEEK

G35. Did you (FAMILY) raise any of your own food during 1968, or do any canning or freezing?
(V633) [] YES [] NO (GO TO G37)

G36. About how much did that save you in 1968 -- was it about \$25, \$50, \$100, \$200, or what?
(508- [] ABOUT \$25 [] \$50 [] \$100 [] \$200 [] OTHER _____
509) (SPECIFY APPROX. AMT.)

G37. Did you (FAMILY) get any help buying your food with government food stamps (commodity stamps)?
(V634) [] YES [] NO [] NOT ASKED: FAMILY CLEARLY INELIGIBLE
(GO TO G41)

G38. How much would you say that saved you (FAMILY) in an average month?
(V635) (V510-511) \$ _____ PER MONTH (GO TO G41)
(IF DON'T KNOW) G39. Tell me how you use the stamps. _____

G40. How much do you pay for the stamps?
(V636) \$ _____ per _____

G41. Did you (FAMILY) get any (other) free food during 1968?
(V637) [] YES [] NO (GO TO G43)

G42. About how much would you say that was worth in 1968 -- was it about \$25, \$50, \$100, \$200, or what?
(V512- [] ABOUT \$25 [] \$50 [] \$100 [] \$200 [] OTHER _____
513) (SPECIFY APPROX. AMOUNT)

(ASK IF 2 OR MORE PEOPLE IN FU -- OTHERWISE TURN TO H1, PAGE 21)

G43. How many days a week does the family sit down and eat the main meal of the day together?
(V638) _____

SECTION H: INCOME

(ASK EVERYONE)

To get an accurate financial picture of people all over the country, we need to know the income of all the families that we interview.

H1. (INTERVIEWER: CHECK ONE)

FARMER, OR RANCHER NOT A FARMER OR RANCHER (GO TO H5)



H2. (V695) What were your total receipts from farming in 1968, including soil bank payments and commodity credit loans?	\$ _____ A
H3. What were your total operating expenses, not counting living expenses?	\$ _____ B
H4. That left you a net income from farming of? A-B=	\$ _____ A-B

H5. (V696) Did you (R AND FAMILY) own a business at any time in 1968, or have a financial interest in any business enterprise?

YES NO (GO TO H8)



H6. (V697) Is it a corporation or an unincorporated business, or do you have an interest in both kinds?	
<input type="checkbox"/> CORPORATION (GO TO H8)	
<input type="checkbox"/> UNINCORPORATED	
<input type="checkbox"/> BOTH	
<input type="checkbox"/> DON'T KNOW	
H7. (V698) How much was your (FAMILY'S) share of the total income from the business in 1968 -- that is, the amount you took out plus any profit left in?	\$ _____

(ASK EVERYONE)

H8. (V699) How much did you (HEAD) receive from wages and salaries in 1968, that is, before anything was deducted for taxes or other things? \$ _____

H9. (V700) In addition to this, did you have any income from bonuses, overtime, or commissions? H8-11a (V514-515)

YES NO (TURN TO H11, PAGE 22)



H10. How much was that?	\$ _____
-------------------------	----------

H11. Did you (HEAD) receive any other income in 1968 from:

- (IF "YES" TO ANY ITEM, ASK "How much was it?" ENTER AMOUNT AT RIGHT)
- (701) a) professional practice or trade? \$ _____ per _____
 - (702) b) farming or market gardening, roomers or boarders? \$ _____ per _____
 - (703) c) dividends, interest, rent, trust funds, or royalties? \$ _____ per _____
 - (704) d) ADC, AFDC? \$(V523-524) per _____
 - (705) e) other welfare? \$ _____ per _____
 - (706) f) Social Security? \$ _____ per _____
 - (707) g) other retirement pay, pensions, or annuities? \$ _____ per _____
 - (708) h) unemployment, or workmen's compensation? \$ _____ per _____
 - (709) i) alimony? Child support? \$ _____ per _____
 - (710) j) help from relatives? \$ _____ per _____
 - (711) k) anything else? _____ \$ _____ per _____
(SPECIFY)

H12. Did anyone (else) not living here now help you (FAMILY) out financially -- I mean (V712) give you money, or help with your expenses during 1968?

- [] YES [] NO (GO TO H13) H11e-12a (V525-526)
 H8-11c,15a (V518-519)

H12a. How much did that amount to last year? (V713) \$ _____

H13. (INTERVIEWER: DOES HEAD HAVE WIFE IN DU?)

- [] YES, WIFE IN DU [] NO WIFE IN DU (TURN TO H16, PAGE 24)

H14. Did your wife have any income during 1968? (V714)

[] YES [] NO (TURN TO H16, PAGE 24)

H15. Was it income from wages, salary, a business, or what? (V715)

(SOURCE) (SOURCE)

H15a. How much was it (V716) before deductions? \$ (V516-517) \$ _____

[] CHECK IF NO ONE OTHER THAN HEAD AND WIFE IN FU DURING 1968 (TURN TO H29, PAGE 26)

H16. (V717) Did anyone else living here have any income in 1968?

[] YES [] NO (TURN TO H29)

H17. Who was that? (ENTER RELATION TO HEAD AND AGE AT RIGHT)

RELATION TO HEAD AGE

H18. About how much did that amount to in 1968? (V521-522)

\$ _____ in 1968

H19. Was that from wages, a pension, a business or what?

(SOURCE)

IF WAGES OR BUSINESS

H20. What kind of work did (he/she) do?

(OCCUPATION)

H21. Can you tell me about how many weeks (he/she) worked?

(WEEKS)

H22. About how many hours a week was that? (V520)

(HOURS)

H23. (IF DON'T KNOW) Was that more than half time?

H24. Did (he/she) have any other income?

[] YES [] NO (GO TO H27)

H25. What was that from?

(SOURCE)

H26. How much was that last year? (V527-528)

\$ _____ in 1968

H27. Does (he/she) share in the family's expenses or what?

H28. Is (he/she) likely to move away within the next few years?

GO BACK TO H16, FOR 2ND, ETC. ADDITIONAL MEMBERS

<input type="checkbox"/> YES ↓ <input type="checkbox"/> NO (TURN TO H29)	<input type="checkbox"/> YES ↓ <input type="checkbox"/> NO (TURN TO H29)	<input type="checkbox"/> YES ↓ <input type="checkbox"/> NO (TURN TO H29)
RELIATION TO HEAD AGE \$ _____ in 1968 _____ (SOURCE)	RELIATION TO HEAD AGE \$ _____ in 1968 _____ (SOURCE)	RELIATION TO HEAD AGE \$ _____ in 1968 _____ (SOURCE)
_____ (OCCUPATION)	_____ (OCCUPATION)	_____ (OCCUPATION)
_____ (WEEKS)	_____ (WEEKS)	_____ (WEEKS)
_____ (HOURS)	_____ (HOURS)	_____ (HOURS)
<input type="checkbox"/> YES <input type="checkbox"/> NO ↓ (TURN TO H27)	<input type="checkbox"/> YES <input type="checkbox"/> NO ↓ (TURN TO H27)	<input type="checkbox"/> YES <input type="checkbox"/> NO ↓ (TURN TO H27)
_____ (SOURCE) \$ _____ in 1968	_____ (SOURCE) \$ _____ in 1968	_____ (SOURCE) \$ _____ in 1968
H27. _____ _____	H27. _____ _____	H27. _____ _____

(ASK EVERYONE)

H29. Did you get any other money in 1968 -- like a big settlement from an insurance
(V718) company, or an inheritance?

[] YES [] NO (GO TO H31)

H30. How much did that amount to? \$ _____ in 1968
(V719)

H31. Now thinking of your (family's) total income, including everything, was it higher
(V720) in 1968, or higher the year before, in 1967?

[] HIGHER IN 1968 [] HIGHER IN 1967 [] NO CHANGE (GO TO H33)

H32. Why was that -- was it something that just happened, or did (any of) you do
(V721) something to cause the change?

(V722) Who Caused Income Change? _____

H33. What about your (family's) expenses, were they unusually high in 1968 -- for
(V723) example because of illness, accident, big repairs or purchases?

[] YES [] NO (GO TO H35)

H34. Why was that? _____
(V724) _____

H35. In general, would you say things were better for you (and your family) in 1968, or
(V725) were they better the year before, in 1967?

[] BETTER IN 1968 [] BETTER THE YEAR BEFORE, [] NO DIFFERENCE
IN 1967 (GO TO H38)

H36. Why was that? _____
(V726) First mention
(V727) Second mention _____

H37. Were they a lot better, or just a little better?

(V728) [] A LOT BETTER [] JUST A LITTLE BETTER

H38. What about the next few years -- do you think you (and your family) will be better
(V729) off, or worse off, or what? _____

H39. Why is that? _____
(V730) First mention
(V731) Second mention _____

H40. Do you help support anyone who doesn't live here with you?
(V732)

YES NO (GO TO H45)

H41. How many? _____
(V733)

H42. How much money did that amount to in the last year? \$(V530(531)) in 1968
(734)

H43. Were any of these people dependent on you for more than half of their total support?
 YES NO (GO TO H45)

H44. How many? _____
(V735)

H45. Would you feel you had to help your parents or other relatives (more) if you had
(V736) more money? _____

H46. Do you (FAMILY) have any savings such as checking or savings accounts, or government
(V737) bonds?

YES

H47. Would they amount to as much as
(V738) two months' income or more?

YES NO
(TURN TO H49,
PAGE 28)

NO

H48. Was there a time in the last five
(V739) years when you had as much as two months' income saved up?

YES NO

(ASK EVERYONE)

H49. Are you (HEAD) covered by some hospital or medical insurance like Blue Cross?
(V740)

YES

NO

H50. (ASK IF 2 OR MORE PEOPLE
(V741) IN FAMILY)

Does this insurance
cover the entire
family?

YES NO
(GO TO H52a) (GO TO
 H51)

H51. Can you get free medical care as
(V742) a veteran, through medicaid, or
any other way?

YES NO
(GO TO H52a)

Now I have a few questions about your (HEAD's) health.

H52a. Do you have any physical or nervous condition that limits the kind of work you can
(V743) do?

H52b. Do you have any physical or nervous condition that limits the amount of work you
(V744) can do?

H52c. Does your health limit the work you can do around the house?
(V745)

(ASK H53-54 IF "YES" TO H52a or b or c -- OTHERWISE, TURN TO H55)

H53. How long have you been limited in this way by your health? _____ YEARS
(V746)

H54. Is your health getting better, or worse, or staying about the same?
(V747)

(ASK IF 2 OR MORE PERSON FAMILY -- OTHERWISE TURN TO J1, PAGE 30)

H55. Is there anyone (else) in this family who is not working or not going to school
(V748) because of poor health?

YES NO (GO TO H58)

↓

H56. Who is that? _____ (V749) (RELATION TO HEAD) (AGE)
(V750) Age
H57. Why can't (he/she) (work/go to school)? _____ (V751)

H58. Is there anyone (else) in this family who requires a lot of extra care?
(V752)

YES NO (TURN TO J1, PAGE 30)

↓

H59. Who is that? _____ (V753) (RELATION TO HEAD) (AGE)
(V754) Age
H60. Why does (he/she) need this care? _____ (V755)

SECTION J: TIME USE

J1. We're interested in how people spend their spare time. What things do you (HEAD)
(V756) usually do in your spare time?

(V757) Second Mention

(V758) Number Things Done

J2. Are you (HEAD) taking any courses or lessons?

(V759) YES NO (GO TO J4)

↓
J3. What are they? _____

(V760)

J4. About how many hours do you (HEAD) usually watch television on an average weekday?

(V761)

J5. How often do you (HEAD) read a newspaper -- every day, once a week, or what?

(V762)

_____ NEVER

J6. How often do you (HEAD) go to church? _____

(V763)

J7. How often do you (HEAD) go to social clubs or organizations? _____

(V764)

J8. How often do you (HEAD) go to a bar or tavern? _____

(V765)

J9. Do you (HEAD) belong to a labor union?

(V766)

YES NO (GO TO J11)

↓
J10. How much did your union dues amount to last year? \$ _____

(V767)

J11. Is there anything we haven't talked about that you are doing or planning to do
(V768) that might make things different for you (and your family) in the future?

YES NO (TURN TO K1, PAGE 31)

↓
J12. Tell me about it.

(V769)

SECTION K: FEELINGS

(INTERVIEWER: IF RESPONDENT SIMPLY REPEATS ONE OF THE ALTERNATIVES GIVEN IN A QUESTION, CIRCLE THAT WORD OR PHRASE. "YOU" MEANS RESPONDENT IN THIS SECTION.)

K1. Here is something different -- some questions about how you feel towards things.
(V770) Have you usually felt pretty sure your life would work out the way you want it to, or have there been more times when you haven't been very sure about it?

K2. Are you the kind of person that plans his life ahead all the time,
(V771) or do you live more from day to day?

K3. When you make plans ahead, do you usually get to carry out things the way you expected,
(V772) or do things usually come up to make you change your plans?

K4. Would you say you nearly always finish things once you start them,
(V773) or do you sometimes have to give up before they are finished?

K5. How much do you like to do things that are difficult and challenging?
(V774)

K6. Would you rather spend your money and enjoy life today,
(V775) or save more for the future?

K7. Would you rather have a job that you like even if the chances for a raise were small,
(V776) or a job you don't like which offers a good chance for making more money?

K8. Are you more often satisfied, or dissatisfied with yourself?
(V777)

K9. Do you have some limitations that keep you from getting ahead as far as you would
(V778) like?

K10. Do you get angry fairly easily, or does it take a lot to get you angry?
(779)

K11. How much does it matter what other people think about you?
(V780)

K12. Do you trust most other people, some, or very few?
(V781)

K13. Do you spend much time figuring out ways to get more money?
(V783)

K14. Do you think a lot about things that might happen in the future, or do you usually
(V783) just take things as they come?

K15. Do you think the life of the average man is getting better or is it getting worse?
(V784)

K16. Are there a lot of people who have good things they don't deserve?
(V785)

SECTION L: THE PAST

(ASK EVERYONE)

L1. Now a few questions about the past. Did you (HEAD) grow up on a farm, in a small town, in a large city, or what?

[] FARM [] SMALL TOWN [] LARGE CITY [] OTHER (SPECIFY)

L2. In what state and county was that? (EXAMPLE: NEW YORK, BRONX)

(V787) State Grew Up

(V788) County Grew Up

(STATE) (COUNTY)

(IF DON'T KNOW TO L2)

L3. What was the name of the nearest town? (TOWN)

L4. What other states or countries have you lived in?

L5. INTERVIEWER: CHECK ONE

(V791)

[] THIS IS NEW RESPONDENT

[] THIS IS SAME RESPONDENT AS IN 1968 (GO TO PAGE 3 OF COVER SHEET)

(ASK IF NEW RESPONDENT)

L6. Were your parents poor when you were growing up, pretty well off, or what?

(V792)

L7. How much education did your father have?

(V793)

(IF LESS THAN 6 GRADES)

L8. Could he read and write?

L9. How many grades of school did you (HEAD) finish?

(V794)

(IF 6 GRADES OR LESS)

(IF 7 GRADES OR MORE)

L10. Did you get any other training?

(795)

[] YES [] NO (GO TO L12)

L11. What was it?

L12. Do you have any trouble reading?

(TURN TO L16, PAGE 34)

L13. Did you have any other schooling?

[] YES [] NO (TURN TO L16)

L14. What other schooling did you have?

(IF COLLEGE) L15. Do you have a college degree?

[] YES [] NO (TURN TO L16, PAGE 34)

L15a. What degree(s) did you receive?

(TURN TO L16, PAGE 34)

L16. Are you (HEAD) a veteran? _____
(V796)

L17. Have you (HEAD) ever moved out of a community where you were living in order to
(V797) take a job somewhere else?

YES (GO TO PAGE 3 OF
COVER SHEET)

NO

↓
L18. Have you ever turned down a job because
(V798) you did not want to move?

YES NO

~~~~~  
(GO TO PAGE 3 OF COVER SHEET)

SECTION M: BY OBSERVATION ONLY

M1. Who was present during interview? \_\_\_\_\_  
(V799)

M2. Who was respondent (relation to head)? \_\_\_\_\_  
(V800)

M3. Race?  WHITE             NEGRO             OTHER \_\_\_\_\_  
(V801) (SPECIFY)

M4. Number of calls? \_\_\_\_\_  
(V802)

M5. How clean was the interior of the DU?  
(V803)  VERY CLEAN       CLEAN       SO-SO       NOT VERY CLEAN       DIRTY

M6. How much reading material was visible in the DU?  
(V804)  A LOT       SOME       NONE       INTERVIEW TAKEN OUTSIDE DU

M7. Were there language or other problems that made it difficult for you to interview  
(V805) this respondent? (IF YES, PLEASE EXPLAIN)  
\_\_\_\_\_  
\_\_\_\_\_

M8. Does respondent have any obvious disfigurements or habits that could make it  
(V806) difficult for him to get a job?  
\_\_\_\_\_  
\_\_\_\_\_

(INTERVIEWER: CONSULT ROAD MAP IF NECESSARY)

M9. Is this address inside the city limits of a city (5,000 population or more)?  
(V807) [ ] YES → M10. What city is that? \_\_\_\_\_  
[ ] NO (GO TO M11)

M11. What is the nearest city of 50,000 or more? \_\_\_\_\_ [ ] SAME AS M10  
(V808)

M12. How far is this DU from the center of that city (CITY IN M11)  
(V809)

- [ ] LESS THAN 5 MILES
- [ ] 5-14.9 MILES
- [ ] 15-29.9 MILES
- [ ] 30-49.9 MILES
- [ ] 50 OR MORE MILES

M13. TYPE OF STRUCTURE IN WHICH FAMILY LIVES: (CHECK ONE)  
(V810)

- [ ] TRAILER
- [ ] DETACHED SINGLE FAMILY HOUSE
- [ ] 2-FAMILY HOUSE, 2 UNITS SIDE BY SIDE
- [ ] 2-FAMILY HOUSE, 2 UNITS ONE ABOVE THE OTHER
- [ ] DETACHED 3-4 FAMILY HOUSE
- [ ] ROW HOUSE (3 OR MORE UNITS IN AN ATTACHED ROW)
- [ ] APARTMENT HOUSE (5 OR MORE UNITS, 3 STORIES OF LESS)
- [ ] APARTMENT HOUSE (5 OR MORE UNITS, 4 STORIES OR MORE)
- [ ] APARTMENT IN A PARTLY COMMERCIAL STRUCTURE
- [ ] OTHER (Specify) \_\_\_\_\_

M14. NEIGHBORHOOD: Look at 3 structures on each side of DU but not more than 100 yards or so in both directions and check as many boxes as apply, below.  
(V811) lowest

- [ ] VACANT LAND ONLY
- [ ] TRAILER
- [ ] DETACHED SINGLE FAMILY HOUSE
- [ ] 2-FAMILY HOUSE, 2 UNITS SIDE BY SIDE
- [ ] 2-FAMILY HOUSE, 2 UNITS ONE ABOVE THE OTHER
- [ ] DETACHED 3-4 FAMILY HOUSE
- [ ] ROW HOUSE (3 OR MORE UNITS IN AN ATTACHED ROW)
- [ ] APARTMENT HOUSE (5 OR MORE UNITS, 3 STORIES OR LESS)
- [ ] APARTMENT HOUSE (5 OR MORE UNITS, 4 STORIES OR MORE)
- [ ] APARTMENT IN A PARTLY COMMERCIAL STRUCTURE
- [ ] WHOLLY COMMERCIAL OR INDUSTRIAL STRUCTURE
- [ ] OTHER (Specify) \_\_\_\_\_

M15. Is this DU located in a public housing project? [ ] YES [ ] NO  
(V813)

M16. [ ] INSIDE TOILET [ ] NO INSIDE TOILET [ ] CAN'T TELL  
(V814)

M17. [ ] RUNNING WATER INSIDE DU [ ] NO RUNNING WATER INSIDE DU [ ] CAN'T TELL  
(V815)

M18. [ ] DU NEEDS MAJOR OR EXTENSIVE REPAIRS [ ] DU DOES NOT NEED MAJOR OR EXTENSIVE REPAIRS [ ] CAN'T TELL  
(V816)

THUMBNAIL SKETCH: (CONTINUE ON PAGE 36)



Part 2: Interviewing and Keeping Track of Respondents

Introduction

Interviewing for the second wave of this study was conducted for the most part between March and May, 1969, by interviewers who had been hired and trained by the Survey Research Center<sup>1</sup>. Practically all of the interviewers had been on the staff before the beginning of this study, and most of the interviewers had attended regional meetings held in various locations throughout the country prior to interviewing on the second wave of this study. At these meetings the study staff discussed with the interviewers the purpose of the study and the reasons for and the implications of a longitudinal design, as well as the conceptual bases for some of the questions. The second wave's interviewing was considerably facilitated by the fact that the questionnaire used in 1969 was very similar to that used in 1968 and that the interviewers had interviewed the same family the previous year.

Since in this wave the sample was one of families, not dwellings, no interviews were taken with other families living at the same dwelling as the sample family, unless, of course, they too were already in the sample. Furthermore, there were no procedural differences between the original cross-section sample and the Census sample; they were meshed together and treated as one sample in 1969. Hence, all the difficulties of establishing rapport

---

<sup>1</sup>For the methods used, see Survey Research Center, Manual for Interviewers, (Ann Arbor: Institute for Social Research, 1969), especially Sections 3-7.

for the first time were considerably dissipated in the second wave. However, even with this greater ease because of the previous year's visit, the standard Survey Research Center field procedures were followed prior to interviewing. An instruction book, that outlined in detail the procedures to be followed and the objectives for each question, was sent to each interviewer for study. Furthermore, before doing any production interviewing each interviewer was required to take a practice interview, which was examined carefully by her supervisor to make sure that she was ready to do production interviewing, and letters were sent to respondents, on University of Michigan letterhead, announcing that a Survey Research Center interviewer would be calling on them in the near future.

#### Facilitating Procedures

In the first wave of the study, all respondents were asked their names and mailing addresses so that the interviewer would be able to locate them a year later. Of course, the Survey Research Center already had the names and addresses of the Census sample respondents even before interviewing them on the first wave of the study. All 1968 respondents were asked the name and address of someone who would know where they would be a year hence if they moved. All Census sample respondents, but none of the first wave's cross-section respondents, were paid \$5.00 for the interview. Payment for the interview seems to have helped in the first wave of the Survey. The response rate for the paid Census respondents was 5% percent better than that for the cross section. Census sample respondents were also left a prepaid postcard to return to the Survey Research Center in January 1969,

just prior to the Wave 2 interviewing, or when they moved so that the interviewer was provided with the family's most up-to-date address. A backup was built into this procedure; if no postcard had been received from the respondent by mid-January of 1969, a reminder postcard was sent which he was asked to return immediately. This postcard was worth \$5.00. Hence, the Census sample respondents were each paid \$5.00 for the interview and another \$5.00 if they remembered to return the original or the reminder postcard. This procedure relied heavily on the respondent's initiative, and considering that this was a sample of low-income families who might not be expected to keep very good records even with the \$5.00 incentive, the results were better than we expected, as shown below.

|                                                      |     |             |
|------------------------------------------------------|-----|-------------|
| Postcards left with respondents after 1968 interview |     | 1872        |
| Returned with address changed                        | 145 |             |
| Returned with address not changed                    | 705 |             |
| <u>Reminder postcard</u>                             |     |             |
| Returned with address changed                        | 67  |             |
| Returned with address not changed                    | 443 |             |
| Neither postcard returned                            | 512 |             |
| T O T A L                                            |     | <b>1872</b> |

Of the 1872 original Census families, 1360 notified us as to their whereabouts prior to the commencement of the second wave's interviewing. In addition, reports briefly summarizing the findings of the first wave of the study were sent to each sample family. Each of these reports included a provision for address correction, a procedure whereby the post office notified us of the respondent's new address if he had moved. This procedure was used both for the cross section and Census sample respondents. Of the 4802 respondent



reports sent out, 344 were returned to us with address corrections. The address correction procedure reconfirmed the address we had for the individual or allowed us to update the address we had for him. Because of the postcard's and address correction procedure's success, it will be continued in the upcoming and successive waves.

#### 1969 Interview Field Procedures

Sent to the interviewer for each sample family was a four-page cover sheet that facilitated identification and location of the family interviewed in 1968. This cover sheet included the name and most recent address for the head of the family, the name and address of someone who would be likely to know where to find the head of the family if the interviewer was unsuccessful on her own in locating him. She was also sent a Xerox copy of the page in the 1968 completed interview that gave family composition information including the age, sex, and relation to head of everyone in the family.

She with this information was instructed to determine the current head of the 1968 family and interview him or her. Also, she was instructed to interview, or at least get the name and address of any member of the family 18 or older who had moved from the nuclear family between 1968 and 1969 and set up his own household. Changes in family composition between the two interviewing years occasioned the following procedures:

1. Single male head of family married. In this case the same male head was interviewed in 1969.
2. Single female head married. In this case the husband of the previous year's head is considered the new head of the family, and he was interviewed in 1969, even though he is not a member of the original sample.

3. Married couple separates. In this case both the previous head and wife are interviewed separately as heads of families ,unless the wife of the 1968 head remarried between the two interview years; then her new husband, not she, was interviewed.
4. Head of family dies. In this case the new head of the family, most often the surviving spouse, was interviewed. Of course a noninterview resulted if this was originally a single-person family.
5. Family member who was not head or wife in 1968 and who left home to set up his/her own household.
  - a. Male family member. He is interviewed, even if he moves into another household that is not his own and where someone else might ordinarily be considered the head. This situation arises when a male sibling or son in the nuclear family goes to live with another relative's family.
  - b. Female family member. She is interviewed if she moves into her own or another household by herself. If she married, her husband is considered the head--even though not part of the sample as defined--and interviewed.

None of the above instructions applied when the family member moved into institutional housing, such as the armed forces, a prison, a mental hospital, convent, dormitory, etc. Family members were not followed if they moved into institutional housing. If the head of the 1968 family was living in institutional housing at the time of the 1969 interview, he was no longer considered the head of the family and the new head of the family was interviewed instead. There are borderline cases, of course. If a single male married and moved onto a military base where he was accessible to our civilian interviewer, he was interviewed. And if a head of a family moved from noninstitutional housing to a college dormitory or similar housing for a year, he was interviewed in 1969 since he was the head of his own family the year before in noninstitutional housing. But we did not follow young single men who left home and joined the armed forces; nor did we ever follow

any of our sample members to institutional housing in which they were incarcerated. It should be noted that one of the effects of this procedure was to include as members of our sample families, even as the head, non-sample individuals.

Whenever some sample member moved from the original nuclear family into another household between the two interviewing years, a pink cover sheet giving the name and address of this person was filled out by the interviewer who interviewed the original nuclear family. The interviewer, if the name and address were in her area, interviewed this new splitoff family or, if they lived too far from her area, sent the cover sheet back to the Ann Arbor office for reassignment to another interviewer. The two cover sheets--the one for the original nuclear family and the one used for the splitoff family--are reprinted in Part 3 of this section.

#### Follow-up Information Secured

As in the first wave of the survey all respondents were asked their name and mailing address, as well as the name, address and relationship to the head, if any, of someone who would know where to find the head of the family one year hence. This information was secured for both the original nuclear sample family members and for the splitoffs. For the splitoffs, the name and address of the head of the nuclear family is also available as a means of locating the person in the third wave of this study.

All respondents, both those originally from the cross-section sample and those from the Census sample, were paid \$5.00 for the interview and were left a postcard to return to us in early 1970 or when they moved,

whichever came sooner. The postcard backup procedure of sending an additional postcard to respondents who forgot to mail their cards to us was also repeated on this wave of the study.


Part 3: Cover Sheet, Postcards and Other Forms Used

Reprinted here are copies of forms that facilitated the interviewing procedure. The first item is the "Reinterview Cover Sheet," which was sent to interviewers with the name and most current address for the family to be interviewed in 1969. The next cover sheet is that used for the adult family members who moved into their own households between the 1968 and 1969 interviewing years. The use of both of these is described in Part 2 of this section.

Following the cover sheets is a sample of the two letters sent to respondents before they were visited by one of our interviewers. The second letter is one used when the respondent is reluctant to give an interview but does not categorically refuse; it is used at the interviewer's discretion. Then are reprinted the two postcards; the first one is the reminder postcard sent to respondents who forgot to return to us the original postcard that was left with them at the end of the 1968 interview. The second card is the one left with them at the end of the 1969 interview which they were instructed to return in early 1970.

REINTERVIEW COVER SHEET  
1969 Family Economics Study

Project 45768

|                                                                                   |                                                                                                                    |                                |
|-----------------------------------------------------------------------------------|--------------------------------------------------------------------------------------------------------------------|--------------------------------|
|  | SURVEY RESEARCH CENTER<br>INSTITUTE FOR SOCIAL RESEARCH<br>THE UNIVERSITY OF MICHIGAN<br>ANN ARBOR, MICHIGAN 48106 | (Do not write in above space.) |
|-----------------------------------------------------------------------------------|--------------------------------------------------------------------------------------------------------------------|--------------------------------|

1. Interviewer's Label

- 2. P. S. U. \_\_\_\_\_
- 3. Your Interview No. \_\_\_\_\_
- 4. Date \_\_\_\_\_
- 5. Length of Interview \_\_\_\_\_  
(Minutes)

6. Name \_\_\_\_\_

Street \_\_\_\_\_

City \_\_\_\_\_ State \_\_\_\_\_

6a. R's New Address (if any):

Street & Number \_\_\_\_\_

City and State \_\_\_\_\_

INTERVIEWER:

BEFORE CALLING AT THIS ADDRESS, BE SURE TO COPY FAMILY COMPOSITION FROM XEROX SHEET INTO LISTING BOX AT TOP OF PAGE 2 ON THIS COVER SHEET

7. Is this where the (LAST NAME) family lives?

- YES (INTERVIEW THE FAMILY HEAD - START ON PAGE 2 OF THIS COVER SHEET)
- No member of the panel family living here →
- House Vacant →
- Address not a dwelling →

DO NOT INTERVIEW AT THIS ADDRESS - Try to get the new address for panel family and enter in item 6a above.

8. Call record

| Call Number                        | 1 | 2 | 3 | 4 | 5 | 6 | More (specify) |
|------------------------------------|---|---|---|---|---|---|----------------|
| Hour of the Day<br>(plus AM or PM) |   |   |   |   |   |   |                |
| Date                               |   |   |   |   |   |   |                |
| Day of Week                        |   |   |   |   |   |   |                |
| Results                            |   |   |   |   |   |   |                |

- 9. IF INTERVIEW TAKEN, ATTACH COVER SHEET TO INTERVIEW AND MAIL TO FIELD OFFICE.
- 10. IF NEW ADDRESS FOR PANEL FAMILY IS OUTSIDE YOUR AREA, RETURN THIS SHEET TO FIELD OFFICE IMMEDIATELY.
- 11. IF NO INTERVIEW POSSIBLE, FILL OUT NONINTERVIEW FORM ON PAGE 4.

FILL IN COLS. 2a-c FROM XEROX SHEET BEFORE INTERVIEW

1. How many members of your family are living here? \_\_\_\_\_

2. ASK 2d AND 2e FOR EACH PERSON IN 2a:

1968 Family Composition

| 2a.<br>Relation to Head | 2b.<br>Age | 2c.<br>Sex | 2d.<br>Last year we had (MENTION EACH PERSON) listed as living here. May I have his/her first and last names? | 2e.<br>Is (MENTION PERSON) living here now? WRITE YES or NO. | 2f.<br>IF NO - When did (MENTION PERSON) move out?<br>Month Year |
|-------------------------|------------|------------|---------------------------------------------------------------------------------------------------------------|--------------------------------------------------------------|------------------------------------------------------------------|
| 1. HEAD                 |            |            |                                                                                                               |                                                              |                                                                  |
| 2.                      |            |            |                                                                                                               |                                                              |                                                                  |
| 3.                      |            |            |                                                                                                               |                                                              |                                                                  |
| 4.                      |            |            |                                                                                                               |                                                              |                                                                  |
| 5.                      |            |            |                                                                                                               |                                                              |                                                                  |
| 6.                      |            |            |                                                                                                               |                                                              |                                                                  |
| 7.                      |            |            |                                                                                                               |                                                              |                                                                  |
| 8.                      |            |            |                                                                                                               |                                                              |                                                                  |
| 9.                      |            |            |                                                                                                               |                                                              |                                                                  |
| 10.                     |            |            |                                                                                                               |                                                              |                                                                  |

3. Is there anyone else in your family living here now that I didn't mention?

YES - (ENTER INFORMATION BELOW)       NO - (GO TO 4 BELOW)

| 3a.<br>Relation to Head | 3b.<br>Age | 3c.<br>Sex | 3d.<br>May I have (MENTION PERSON) first and last name? | 3e.<br>When did (MENTION PERSON) move in with you? |
|-------------------------|------------|------------|---------------------------------------------------------|----------------------------------------------------|
| 1.                      |            |            |                                                         |                                                    |
| 2.                      |            |            |                                                         |                                                    |
| 3.                      |            |            |                                                         |                                                    |

4. INTERVIEWER: ASK 4d FOR EACH PERSON PRELISTED BY OFFICE IN COLUMNS 4a-c BELOW. IF NO ONE IS LISTED, DO NOT LIST ANYONE YOURSELF.

Family members in Armed Forces, college, etc., last year.

| 4a.<br>Relation to Head | 4b.<br>Age | 4c.<br>Sex | 4d.<br>Last year we had (MENTION PERSON(S) listed as living outside the family (in Armed Forces, college, etc.) Where is (MENTION PERSON) living now? (RECORD BELOW) |
|-------------------------|------------|------------|----------------------------------------------------------------------------------------------------------------------------------------------------------------------|
| 1.                      |            |            |                                                                                                                                                                      |
| 2.                      |            |            |                                                                                                                                                                      |
| 3.                      |            |            |                                                                                                                                                                      |

GO TO QUESTION A1  
IN QUESTIONNAIRE

TO BE ASKED AT END OF INTERVIEW:

- 1. Thank you for helping with this research. When I send this interview in, The University of Michigan will send you a check for \$5.00, but for them to do this, I must have your name and proper mailing address.

Respondent's Name \_\_\_\_\_

Mailing Address \_\_\_\_\_

\_\_\_\_\_ City State Zip Code

- 2. In case we need to contact you by phone, could I have your telephone number?

\_\_\_\_\_  NO PHONE  REFUSED  
 Area Code Local Number

- 2a. Is this phone listed in your name?

YES - (GO TO 3)  NO → 2b. In whose name is it listed? \_\_\_\_\_

- 3.  SOMEONE 18 OR OLDER MOVED OUT -  
 (See Col. 2f, page 2 of Cover Sheet)  
 CHECK BOX AND RECORD NEW ADDRESS

Name \_\_\_\_\_

Address \_\_\_\_\_

\_\_\_\_\_ City State Phone No.

NO ONE 18 OR OLDER MOVED OUT

- 4.  SOMEONE IN ARMED FORCES, COLLEGE,  
 OR OTHER INSTITUTION LAST YEAR -  
NOW ESTABLISHED IN OWN HOUSEHOLD  
 (See Col. 4d, page 2)  
 CHECK BOX AND RECORD CURRENT ADDRESS

Name \_\_\_\_\_

Address \_\_\_\_\_

\_\_\_\_\_ City State Phone No.

NO ONE IN ABOVE CATEGORY

- 5. We will be calling on you again about this time next year. Here's a postcard that is worth another \$5.00 if you save it and return it to the University in January 1970. I'll O.K. it now with my name, but to receive the extra \$5.00 you must remember to save the card and fill it out with the address of wherever you are living next January.

INTERVIEWER: SIGN YOUR NAME TO RESPONDENT'S LABELED POSTCARD. IF CARD IS NOT LABELED, PRINT RESPONDENT'S NAME AND CURRENT ADDRESS.

- 6. Just in case you move and forget to return the card, would you give me the name of someone, such as a close relative, who would know where we could get in touch with you.

Name \_\_\_\_\_

Address \_\_\_\_\_

\_\_\_\_\_ City State Zip Code

INTERVIEWER: NOTE BELOW THE RELATIONSHIP (if any) OF CONTACT PERSON TO RESPONDENT

\_\_\_\_\_



NONINTERVIEW FORM (For Panel Families from whom no interview was obtained)


Check one

- Ref ---- Refusal. Give detailed description below.
- NAH ---- No one at home; DU occupied by Panel Family (to best of knowledge), but no one at home after required calls.
- RA ----- Respondent absent; Panel Family at DU, but respondent absent. Describe below.
- LOST --- Family moved and unable to obtain new address. Describe below efforts to get new address.
- OTHER -- No interview obtained for reason other than above. Explain fully below.

Space for COMMENTS on this noninterview situation



COVER SHEET  
FOR ADULT FAMILY MEMBER LIVING  
OUTSIDE 1969 REINTERVIEW HOME

|                                                                                   |                                                                                                                           |                               |
|-----------------------------------------------------------------------------------|---------------------------------------------------------------------------------------------------------------------------|-------------------------------|
|  | <b>SURVEY RESEARCH CENTER</b><br>INSTITUTE FOR SOCIAL RESEARCH<br>THE UNIVERSITY OF MICHIGAN<br>ANN ARBOR, MICHIGAN 48106 | (Do not write in above space) |
|-----------------------------------------------------------------------------------|---------------------------------------------------------------------------------------------------------------------------|-------------------------------|

1. Interviewer's Label

- 2. PSU \_\_\_\_\_
- 3. Your Interview No. \_\_\_\_\_
- 4. Date \_\_\_\_\_
- 5. Length of Interview \_\_\_\_\_  
(Minutes)

INTERVIEWER: MAKE OUT PINK COVER SHEET FOR ANY ADULT FAMILY MEMBERS LIVING AWAY FROM 1969 REINTERVIEW FAMILY WHO ARE ENTERED IN ITEMS 3 & 4, PAGE 3 OF WHITE COVER SHEET. CHECK BOX WHICH APPLIES.

- SOMEONE 18 OR OLDER MOVED OUT
- SOMEONE IN ARMED FORCES, COLLEGE OR OTHER INSTITUTION IN 1968 - NOW ESTABLISHED IN OWN HOUSEHOLD

- 6. Name (from White Cover Sheet) \_\_\_\_\_
- 7. \_\_\_\_\_ 8. \_\_\_\_\_ 9. \_\_\_\_\_  
Street & No. City State

IF MALE OR UNMARRIED FEMALE, INTERVIEW PERSON RECORDED. IF PERSON RECORDED IS MARRIED FEMALE, INTERVIEW HUSBAND. COMPLETE LISTING BOX, PAGE 2 OF THIS COVER SHEET.

10. Call Record

| Call Number                        | 1 | 2 | 3 | 4 | 5 | 6 | More (specify) |
|------------------------------------|---|---|---|---|---|---|----------------|
| Hour of the Day<br>(plus AM or PM) |   |   |   |   |   |   |                |
| Date                               |   |   |   |   |   |   |                |
| Day of Week                        |   |   |   |   |   |   |                |
| Results                            |   |   |   |   |   |   |                |

- 11. IF INTERVIEW TAKEN, ATTACH COVER SHEET TO INTERVIEW AND MAIL TO FIELD OFFICE.
- 12. IF ADDRESS (items 7, 8, & 9) IS OUTSIDE YOUR AREA, RETURN THIS COVER SHEET TO FIELD OFFICE IMMEDIATELY FOR POSSIBLE REASSIGNMENT TO OTHER PSU.
- 13. IF NO INTERVIEW POSSIBLE FILL OUT NONINTERVIEW FORM ON PAGE 4.

1. How many members of your family are living here? \_\_\_\_\_

LIST ALL PERSONS, INCLUDING CHILDREN, LIVING IN THE FU

2. Listing Box

| 2a.<br>Relation to Head | 2b.<br>Age | 2c.<br>Sex | 2d.<br>May I have (his/her) first and last name? | 2e.<br>Check (✓)<br>R |
|-------------------------|------------|------------|--------------------------------------------------|-----------------------|
| 1. HEAD                 |            |            |                                                  |                       |
| 2.                      |            |            |                                                  |                       |
| 3.                      |            |            |                                                  |                       |
| 4.                      |            |            |                                                  |                       |
| 5.                      |            |            |                                                  |                       |
| 6.                      |            |            |                                                  |                       |
| 7.                      |            |            |                                                  |                       |
| 8.                      |            |            |                                                  |                       |
| 9.                      |            |            |                                                  |                       |
| 10.                     |            |            |                                                  |                       |

GO TO QUESTION A1  
IN QUESTIONNAIRE

TO BE ASKED AT END OF INTERVIEW

- 1. Thank you for helping with this research. When I send this interview in, the University of Michigan will send you a check for \$5.00, but for them to do this, I must have your name and proper mailing address.

Respondent's Name \_\_\_\_\_

Mailing Address \_\_\_\_\_

City, State & Zip \_\_\_\_\_

- 2. In case we need to contact you by phone, could I have your telephone number?

\_\_\_\_\_  NO PHONE  REFUSED

- 2a. Is this phone listed in your name?

YES (GO TO 3)  NO 2b. In whose name is it listed? \_\_\_\_\_

- 3. We will be calling on you again about this time next year. Here's a postcard that is worth another \$5.00 if you save it and return it to the University in January 1970. I'll O.K. it now with my name, but to receive the extra \$5.00 you must remember to save the card and fill it out with the address of wherever you are living next January.

INTERVIEWER: PRINT R'S NAME AND CURRENT ADDRESS ON POSTCARD, SIGN YOUR NAME AND GIVE POSTCARD TO R.

- 4. Just in case you move and forget to return the card, would you give me the name of someone, such as a close relative, who would know where we could get in touch with you.

Name \_\_\_\_\_

Address \_\_\_\_\_

City \_\_\_\_\_ State \_\_\_\_\_ Zip \_\_\_\_\_

Phone (if known) \_\_\_\_\_

INTERVIEWER: NOTE BELOW RELATIONSHIP (if any) OF CONTACT PERSON TO R

\_\_\_\_\_

NONINTERVIEW FORM (For Panel Families from whom no interview was obtained)

Check one

- Ref ---- Refusal. Give detailed description below.
- NAH ---- No one at home; DU occupied by Panel Family (to best of knowledge), but no one at home after required calls.
- RA ----- Respondent absent; Panel Family at DU, but respondent absent. Describe below.
- LOST --- Family moved and unable to obtain new address. Describe below efforts to get new address.
- OTHER -- No interview obtained for reason other than above. Explain fully below.

Space for COMMENTS on this noninterview situation

↓



SURVEY  
RESEARCH  
CENTER

Spring 1969

Dear Sir or Madam:

In a short time one of our interviewers will be calling on you for the next interview in our study of family economics. The interview you gave last year was used as a starting point in measuring how things change for people over a period in time.

We thank you for participating last year and would like to ask for your cooperation again this year. The interview will be very similar to last year's and will take about the same amount of time. We will send you a \$5.00 check for the Completed interview as well as an extra \$5.00 in early 1970 for keeping in touch with us.

We would like to emphasize that the interview is completely confidential. People interviewed can never be identified from the statistical reports based on the study.

As we did last year, we will send you a brief report on the study a few months after you are interviewed.

Sincerely,

James N. Morgan  
Program Director

JNM/ph  
45768-W

INSTITUTE FOR  
SOCIAL RESEARCH  
THE UNIVERSITY  
OF MICHIGAN  
ANN ARBOR,  
MICHIGAN 45106

# ISR

SURVEY RESEARCH CENTER / INSTITUTE FOR SOCIAL RESEARCH / THE UNIVERSITY OF MICHIGAN / ANN ARBOR. MICHIGAN 48106

Date

Dear (Respondent's Name):

We have heard from our interviewer, Mrs. Marion Fairbrother, that you do not wish to participate in our study this year. Of course, we will respect your wishes, but I'd like to urge you to read this letter and then reconsider your decision.

Some interview studies rely on a single visit, but when it is people's responses to events and changes that are important, we must revisit people. And it is not possible to substitute anyone else. You were part of an original, scientifically selected sample in which you represent thousands of other families.

If you are not available to reflect the changing concerns and experiences of this group, they will not be represented. We realize that you may feel you have done your duty already, and that is why we are paying each family \$10 a year for the one yearly visit, which should take well under an hour, and for keeping in touch when addresses change.

As you could tell from the summary report of the first findings which we sent you, the results are widely available in the form of general distributions, but no information about individuals is ever released. Our purpose is not secret research, nor fund raising, but only better understanding of the economic situations of families and how they respond to changes.

The Survey Research Center is a part of the University of Michigan and has been doing research like this for more than twenty years. We try to make our interviews as interesting to people as possible and limit them to essential things on topics of national importance.

Will you please think over your decision once more? We hope that you will say yes to Mrs. Fairbrother when she calls again.

Sincerely yours,

James N. Morgan, Program Director  
and Professor of Economics

JNM/ph

Return this card around January 1, 1970, NOT NOW. You will be sent \$5.00 for keeping in touch. (However, if you move to a different address, mail IMMEDIATELY.)

\_\_\_\_\_ NAME  CHECK (✓)  
\_\_\_\_\_ STREET IF INFORMATION AT LEFT  
\_\_\_\_\_ CITY, STATE IS CORRECT.

My new address is (PLEASE PRINT)

\_\_\_\_\_ STREET  
\_\_\_\_\_ CITY, STATE, ZIP

Interviewer \_\_\_\_\_ No. \_\_\_\_\_

If you have not returned your green postcard, please return this one immediately.

\_\_\_\_\_ NAME

My current address is:

\_\_\_\_\_ STREET AND NUMBER  
\_\_\_\_\_ CITY AND STATE and zip

Sign here: \_\_\_\_\_



SECTION IV  
PROCESSING PROCEDURES

Data processing procedures used in the 1969 interviewing wave were very similar to those for 1968. In both instances, there was an editing procedure, the process of transforming the replies to the questions into our conceptual scheme, and a coding operation where raw data from the Completed interview were converted directly into numerical values for key-punching. The 1969 coding operation included an analysis of coding over the two waves for "drift," i.e., whether there were any differences in the coding of a particular reply between the two years. This investigation was necessary so differences in interpretation of replies to questions over two years might be minimized in subsequent years in order that actual change could be measured with a minimum of distortion. These two topics comprise Parts 1 and 2 respectively. Part 3 discusses the methods used in data cleaning. The data-cleaning procedures were also similar to those in 1968, with additional checks made for consistency between 1968 and 1969. Part 4 details the logic of the complex variables including the "change variables," those that measure the difference in value on some variable between the two years.

Part 1: Editing

Introduction

The 1969 questionnaire in combination with that used in 1968 included a great deal of potentially quantifiable information pertaining both to the level of economic status of the sample family and to its change in status between 1968 and 1969. Since the questionnaire was designed for ease in administering, all of the arithmetic calculations to fit the data into our conceptual scheme and the desired numerical form were part of the editing operation. The measures of change were generated for the most part by the computer after the data-cleaning operations.

Most respondents gave replies to common economic variables such as money income, hours worked, and expenditure on food and housing that seemed to be quite reasonable; hence, the editing processes for these variables consisted in the main of performing simple arithmetic calculations to convert weekly or monthly units to annual amounts and recording the results on worksheets from which the data could be keypunched. But, because the form of the responses was so varied and in some cases incomplete, it was impractical to perform these calculations on the computer.

The editors also maintained an overview of the particular family situation and were able to use information from other parts of the questionnaire when interpreting a given response. A student, for instance, might report zero food expenditure after reporting a single payment for room and board in the housing sequence. The editor would split that payment into the two components.

### Assignment of Missing Data

Virtually all of the important economic status variables used in this study, from total money income to the complex "well-offness" measures, involved combining numerous component variables. In order to avoid relegating these complex measures to a "not ascertained" category when only a single component was missing, a value was assigned to replace the missing data. In some cases a value could be estimated by gathering information from other parts of the questionnaire. When such information was inadequate, expected values were taken from assignment tables which were constructed from multivariate analyses of data from the first wave of this Survey or other recent national cross-section surveys.

### Accuracy of the Data

Many of the components of the status measures are interesting economic variables themselves. In order to allow analysis on all cases in the sample as well as discriminate the accurate values from those where partial or total assignments were made, an accuracy code was associated with each one. This code cannot, of course, take account of the respondent's reporting errors. These accuracy codes are variables themselves, which may be used to filter out assigned cases. They follow immediately after the relevant substantive variable. Their code values are as follows:

0. Adequate response: no estimates or assignments were necessary. Complete responses were accepted at face value in the absence of contrary evidence.

1. Response was inadequate but estimates could be made with a probable error of less than \$300 or 10 percent of the value of the variable, whichever was larger.
2. Response was inadequate and no extra information was available on which to base a good estimate. A value was assigned from an assignment table.

The accuracy codes were also used to identify unusual treatment of specific variables. These cases are listed below and explained more fully as each variable is discussed.

A code of 3 in the house value and remaining mortgage principal accuracy code (Variables 450 and 452) identifies cases of complex property. In these cases the reported house value and remaining mortgage principal included the value of business property as well as living quarters. The amounts were divided, so the values on the worksheet included only estimates for the living quarters.

A code of 4 in the accuracy codes for "Amount saved on car repairs and time spent" (Variables 446 and 448) and "Amount saved on car repairs" (Variable 463) identifies an interfamily transfer of services, i.e., work done free of charge by someone not in the sample family.

A code of 5 in the accuracy codes for annual mortgage payments, annual rent, and annual food expenditures, identifies cases in which the extrapolation of current weekly or monthly flows existing at the time of the 1969 interview to get the 1968 annual amount was clearly inappropriate. As discussed in Section III, individuals who had left their original nuclear family between 1968 and 1969 to form their own households were interviewed as separate families in 1969. Of course, these individuals could have left the family any time between the two interviewing dates and hence been on their own for most of or only part of 1968. Various economic status

measures involving 1968 flows, such as the amount spent per month on rent, mortgage payments, utilities, food, etc., were created for these families just as they were created for all other families - by multiplying the per unit flow by the appropriate amount to convert to an annual value. For these newly-formed families this backward projection to the entire year 1968 was often not that which prevailed throughout 1968, making various ratios and other comparisons of flows clearly inappropriate for these families. The accuracy code 5 was used for these cases. If it appeared that a substantial number of these backward projections based on the current family situation were dramatically different from that which existed in 1968, an indication of this was made in a special code called a "Major Data-Problems" Code (Variable 818). This same variable also included a value for unusual capital gains or losses, indicating that the family's income, as measured without these components, was either highly overstated or understated.

#### Family Composition Editing

In order to protect the confidentiality of the sample family, no names and addresses were entered on the completed interview. All identifying information, which included the first and last names of everyone in the family at the address, was entered on the Cover Sheet, which was detached from the interview before processing. (See Section III.) Family composition information that did not identify members by name was transferred by members of the analysis staff from this Cover Sheet to a Pre-Editing Worksheet, which included a listing of those currently in the family, those

(INTERVIEW NUMBER)

PRE-EDITING WORKSHEET  
Study of Family Economics

1968 Int. No. \_\_\_\_\_ PSU \_\_\_\_\_ CURRENT STATE & COUNTY: \_\_\_\_\_  
STATE COUNTY OTHER

Number in family unit \_\_\_\_\_

FAMILY LISTING BOX

| Person # | Relation to head | Age | Sex | Moved in |
|----------|------------------|-----|-----|----------|
|          |                  |     |     |          |
|          |                  |     |     |          |
|          |                  |     |     |          |
|          |                  |     |     |          |
|          |                  |     |     |          |
|          |                  |     |     |          |
|          |                  |     |     |          |
|          |                  |     |     |          |
|          |                  |     |     |          |
|          |                  |     |     |          |
|          |                  |     |     |          |
|          |                  |     |     |          |
|          |                  |     |     |          |
|          |                  |     |     |          |

- a. Quality of match \_\_\_\_\_
- b. Family Comp. \_\_\_\_\_
- c. # moved in \_\_\_\_\_
- d. Who moved in \_\_\_\_\_
- e. # moved out \_\_\_\_\_
- f. Who moved out \_\_\_\_\_
- g. FC code \_\_\_\_\_

MOVERS OUT BOX

| Person # | Relation to head | Age | Sex | Moved out |
|----------|------------------|-----|-----|-----------|
|          |                  |     |     |           |
|          |                  |     |     |           |
|          |                  |     |     |           |
|          |                  |     |     |           |

who had moved in between the 1968 and 1969 interviews, those in institutions at the time of the interview, and those who had moved out and established their own households between the two interviewing dates. Sometimes, though infrequently, there existed a discrepancy between the listing of family members between 1968 and 1969 that could not be reconciled by knowledge of who moved in or out. Hence, a variable "Quality of Match" (Variable 541), that measured the reconcilability of the two listings, was created. Other family composition measures derived from the 1968 and 1969 listings are contained in Variables 542-548 of the family tape.

Information about each individual in the family was also coded. All family members were given a sequence number, which is not designated on the worksheet, starting with 01 for the head of the family and continuing through all members of the family. Each family member also has a person number, which allows determination of whether that person moved into the family within the last year, moved out between the two interviewing years, died, or is currently in an institution, etc. Age, sex, relationship to the head of the family, and whether moved in or out are also coded for each family member. These data are Variables 4-9 of the individual tape.

#### Worksheet 11: Housing and Automobile-Ownership Variables

##### Value of Cars and Trucks (Variable 443)

The early 1969 wholesale value of all cars and trucks owned by the sample family, with some exceptions discussed below, is the substance of this variable. The value assigned was invariant with respect to the family's equity in the car. Cars and trucks that did not run were excluded

|   |   |   |   |   |   |   |   |   |
|---|---|---|---|---|---|---|---|---|
| 7 | 6 | 8 | 1 | 1 |   |   |   |   |
| 1 | 2 | 3 | 4 | 5 | 6 | 7 | 8 | 9 |

EDITOR

CHK. ED.

CARS & TRUCKS (P 4)

VALUE (B7 & TABLE B1)

|  |  |  |  |
|--|--|--|--|
|  |  |  |  |
|  |  |  |  |
|  |  |  |  |
|  |  |  |  |

SAVED ON CAR REPAIRS (B15)

TIME SPENT (B16)

TOTAL VALUE A

|    |    |    |    |    |    |    |    |    |    |    |    |    |
|----|----|----|----|----|----|----|----|----|----|----|----|----|
|    |    |    |    |    |    |    |    |    |    |    |    |    |
| 10 | 11 | 12 | 13 | 14 | 15 | 16 | 17 | 18 | 19 | 20 | 21 | 22 |

OWNERS

HOUSE VALUE (C4) (COMPLEX PROPERTY - SEE INSTRUCTIONS)

D

|    |    |    |    |    |    |
|----|----|----|----|----|----|
|    |    |    |    |    |    |
| 23 | 24 | 25 | 26 | 27 | 28 |

REMAINING MORTGAGE PRINCIPAL (C7)

E

|    |    |    |    |    |    |
|----|----|----|----|----|----|
|    |    |    |    |    |    |
| 29 | 30 | 31 | 32 | 33 | 34 |

ANNUAL MORTGAGE PAYMENTS (C6) \_\_\_\_\_ X 12 =

F

|    |    |    |    |    |
|----|----|----|----|----|
|    |    |    |    |    |
| 35 | 36 | 37 | 38 | 39 |

RENTERS

ANNUAL RENT (C10) \_\_\_\_\_ X 12 =

G

|    |    |    |    |    |
|----|----|----|----|----|
|    |    |    |    |    |
| 40 | 41 | 42 | 43 | 44 |

OTHERS

ANNUAL VALUE IF RENTED(C15) \_\_\_\_\_ X 12 =

H

|    |    |    |    |    |
|----|----|----|----|----|
|    |    |    |    |    |
| 45 | 46 | 47 | 48 | 49 |

WORK FOR HOUSING CODE (C14) & WORK HOURS

I

|    |  |  |
|----|--|--|
|    |  |  |
| 50 |  |  |

X 0.1X \_\_\_\_\_ = J

|  |  |  |
|--|--|--|
|  |  |  |
|--|--|--|

BOX H

ALL

UTILITIES (C3, C12, C17)

K

|    |    |    |    |    |
|----|----|----|----|----|
|    |    |    |    |    |
| 51 | 52 | 53 | 54 | 55 |

ADDITIONS AND REPAIRS

AMOUNT SAVED (P.7 C22)

L

|    |    |    |    |    |
|----|----|----|----|----|
|    |    |    |    |    |
| 56 | 57 | 58 | 59 | 60 |

TIME SPENT (TABLE B2)

M

|  |  |  |
|--|--|--|
|  |  |  |
|--|--|--|

INSTRUCTIONS FOR TRAVEL TO WORK COST.

| <u>HEAD</u>      |   |                 | <u>WIFE</u> |                 |  |
|------------------|---|-----------------|-------------|-----------------|--|
| <u>TRIPS/WK</u>  | X | <u>WEEKS</u>    | =           | <u>TRIPS/YR</u> |  |
| <u>TRIPS/WK</u>  | X | <u>WEEKS</u>    | =           | <u>TRIPS/YR</u> |  |
| <u>COST/TRIP</u> | X | <u>TRIPS/YR</u> | =           | <u>COST/YR</u>  |  |
| <u>COST/TRIP</u> | X | <u>TRIPS/YR</u> | =           | <u>COST/YR</u>  |  |
| <u>TIME/TRIP</u> | X | <u>TRIPS/YR</u> | =           | <u>TIME/YR</u>  |  |
| <u>TIME/TRIP</u> | X | <u>TRIPS/YR</u> | =           | <u>TIME/YR</u>  |  |

N

|    |    |    |    |
|----|----|----|----|
|    |    |    |    |
| 61 | 62 | 63 | 64 |

HOME PRODUCTION HOURS (C + J + M)



from this variable and the "number of vehicles owned" variable (Variable 581). All business vehicles that were not owned by the family such as leased cars were excluded from this value variable. But such vehicles were included in the "number of vehicles owned" variable as a measure of the availability of transportation resources if the total number of vehicles exclusive of these business vehicles was fewer than the number of family members currently in the labor force (productive drivers). If the inclusion of a business vehicle in the "number of vehicles owned" variable made the number of vehicles in the family greater than the number of productive drivers, the number of vehicles owned was reduced to equal the number of earners. All trucks greater than three-quarter ton were excluded from both variables unless they were specifically identified as a recreational vehicle.

The wholesale value used was that from the NADA Official Used Car Guide<sup>1</sup> according to make and year model. Within various body styles, the middle-priced four-door sedan was chosen as the specific wholesale value to be used. The Midwestern edition of this book was used because it most nearly approximated an average for the entire country. Respondents were asked (Question B9) to classify each of their cars or trucks as being in either good, fair, or poor condition. Those considered in "good" condition were given a value directly from the Guide. For cars in "fair" condition, the value was multiplied by .8 and those in "poor" condition, the value was multiplied by .6.

---

<sup>1</sup>NADA Official Used Car Guide, Midwestern Edition (Washington, D.C.: National Automobile Dealers' Used Car Guide Co., January, 1969).

Whenever a business vehicle was considered as one of the family cars, an accuracy code 4 was used (Variable 444). If information that was needed to assign a wholesale value for the car was missing, the value was estimated by what information was given to us and coded 1 or 2 in the accuracy code depending on the estimated accuracy of the assignment.

Amount Saved and Time Spent on Car Repairs (Variables 446 and 448)

Respondents who owned cars were asked if they or any other members in their family did repair work on their vehicles and if they did how much money they saved. If unable to estimate how much they saved, we made an assignment according to the number of hours spent and the type of repair made. The hourly wage rates used varied from \$2.50 for repairs that required little or no skill such as an oil change, to \$4.00 per hour for repairs like rebuilding an engine that required the skills of a mechanic. If neither the amount saved nor the hours spent on the repair could be answered by the respondent, the average amount and time spent were both assigned according to skill level. These assignments are based on averages for the preceding year's Survey. An assignment code of "4" was used in both Variables 445 and 447 when the work was done by someone from outside the family.

House Value (Variable 449)

Where the respondent was unable to give us the value of his house a multivariate analysis of comparable 1968 data using family money income, number of rooms, region of the country, population density of the county, and whether or not there were any defects as predictors, was used to assign

house value. In cases where the reported value of the house obviously included an entire farm or business property, this multivariate analysis was also used to assign the value of the family's living quarters unless, of course, the respondent was able to separate the two values. If the house value was given in 1968 but for some reason not in 1969, the 1968 amount, if it seemed reasonable, was taken. Whenever this multivariate analysis was the only thing on which we had to make an assignment, an assignment code of "2" was used for this variable. But, when the 1969 house value was assigned on the basis of partial information, an assignment code of "1" was used. If the respondent was unable to separate from the value of complex property the value of the family's living quarters, an assignment code of "3" was used. From house value, whether or not assigned, annual property taxes were estimated. See Variable 822 in the code for a description of this procedure.

Remaining Mortgage Principal (Variable 451)

Several procedures were followed when this value was unknown, depending on the situation. If both the number of years remaining to pay and the current monthly payments were known, the remaining principal was determined from a mortgage-payment table assuming a 6 percent rate of interest. If the principal resulting from this procedure turned out higher than the house value, an equity of 5 percent of house value was assigned. Whenever the remaining mortgage included business or farm property, the remaining mortgage principal applicable to the family's living quarters was assumed to be in the same proportion as the value of the family's living quarters was to the total value of the complex property, and an assignment

code of "3" was used. Six percent of the difference between house value and remaining mortgage principal, net equity in housing, was the estimate made of the amount of imputed income from the owner-occupied house (Variable 823).

Annual Mortgage Payments (Variable 453)

If annual payments were unknown, they were assigned based on the assigned mortgage and a 6 percent interest rate, or 7 percent if the mortgage was incurred in 1968 or later. If the number of years remaining to pay was also not ascertained, an initial term of 20 years was assumed. Reference to the preceding year's interview was also made in some instances. Respondents were not asked whether their mortgage payments included utilities, insurance, or property taxes but if the respondent indicated that his mortgage payments included such items, they were deducted from annual mortgage payments. For example, if the respondent indicated that property taxes were included in the mortgage payments the estimated property tax (varying from .01 to .025 times house value) was subtracted from the annual mortgage payments. To the extent that it was unknown whether or not property taxes, etc. were included in the mortgage payments, the annual mortgage payments were somewhat overstated.

Annual Rent Payments (Variable 455)

Missing data on this variable was assigned on the basis of a multi-variate analysis on 1968 renters using the predictor variables family money income, population density of the area, race, region of the country, whether defects, number of rooms, and type of dwelling (i.e., whether in large apartment

building, house, etc.). All assignments based on this multivariate analysis were given an assignment code of 2. If there was some partial information, it was used to assign rent, and an assignment code of 1 was used. If the respondent mentioned a single payment that was for both room and board, the food expenditure was assigned on the basis of income and food needs with the residual being taken as rent. In such cases the assignment code (Variable 456) was given a 1.

Annual Value if Rented (Variable 457)

Some respondents, either because they live in housing provided by friends or relatives or have housing provided for them as part of their job, neither own nor rent their place of residence. The same multivariate analysis that was used in assigning annual rent was used here as well.

Work for Housing Code and Work Hours (Variable 459)

Respondents who neither owned nor rented were asked if they did any work for their housing and their replies were coded as follows:

0. Does no work; renters or owners
1. Does work: 1-39 percent of rent value
3. Does work: 40-80 percent of rent value
5. Does work: 81-100 percent of rent value
6. Housing is part of compensation for regular employment of someone in family.

A wage rate of \$2.00 was assumed in determining the hours spent working for housing, with codes 1, 3, and 5 so designed that when multiplied by 0.1 they immediately convert rent value to hours worked. The hours worked for housing were then entered in Box J, which was one of the components of

the hours of home production. Note that this value was not keypunched, and hence is not available as a separate variable. For families where this code value was 6, the hours worked was assumed to be counted already in the hours worked on the job.

Annual Utilities (Variable 460)

As for other housing expenditures, utilities that needed to be assigned were assigned using a multivariate procedure based on utilities expenditures of the previous year. Separate analyses were made for renters and owners, with utilities in both instances being a function of number of rooms, region, house value or annual rental value, type of structure, and location relative to a large city. For trailer owners the annual utilities figure included the rental payment for a trailer lot. Since the question was asked in terms of brackets so respondents did not have to calculate precisely their utilities, the midpoints of the brackets were the amounts coded. For instance, if the respondent indicated that his utilities were in the \$100-\$200 bracket, \$150 was the amount used. But where the respondent went to the trouble to calculate precisely his utility bills, that amount was coded. If he stated that annual utilities were "less than \$100," \$50 was used.

The use of the bracket midpoint was not considered an assignment and Variable 461 was coded 0 for such cases. But an assignment from the multivariate analysis was given a code of 1 or 2 depending upon the presumed accuracy of the assignment.

Additions and Repairs, Amount Saved (Variable 462)

All families, regardless of their housing status, were asked whether or not they did any repair work or made additions to their places of residence during 1968 and, if so, what they did themselves and the amount they believed was saved by doing it themselves rather than hiring someone to do it for them. The "amount saved" is not always known by respondents--at its very simplest, it requires knowing the difference between the amount he would have had to pay to have someone else do it, minus the cost incurred for materials. Hence, respondents were asked whether they saved "about \$25, \$50, \$100, \$200, or what?" Even so, this was still quite a difficult question for many respondents. An assignment table was devised as a function of the wage rate for the work done, varying in \$.50 intervals from \$2.00 for simple repairs such as painting to \$4.00 for very complex alterations such as adding a room. The \$4.00 wage rate may seem low for high-skill repairs, but it takes into account that some of the work involved in complex jobs is actually very simple, such as painting.

If the work was done by someone not living in the dwelling, an accuracy code of 4 was used (Variable 463). If the amount saved was unknown and we were forced to assign a large value, say \$500 or more--an assignment code of 2 was used; otherwise an assignment code 1 was used.

The estimated time spent doing these additions or repairs was coded into Box M on Worksheet 11, and was used as one of the components of hours of home production. It was not asked but directly assigned according to the amount saved and the wage rate applicable for that repair. If the repair and hence the wage rate were not ascertained, the average number of

hours spent on that type of repair in 1968 was assigned as the addition and repairs component of the total hours of home production.

Home Production Hours (Variables 464 and 907)

Both the revised version of this variable (#464) and the unrevised version (#907) measure the hours of unpaid productive work done by the family. They include the time spent on car repairs, work for housing, and time spent making additions and repairs to one's dwelling. The revised version, comparable to the corresponding 1968 variable, also assigns one hour for every dollar saved by growing one's own food, except for farmers where it was assumed that the money they saved growing food for their own consumption was included in their hours worked (See Worksheet 12).

WORKSHEET 12: Work Hours Variables

Head's Work Hours (Variable 465)

Heads who were currently in the labor force were asked a sequence about unemployment, illness, and vacation time and a question on the number of weeks actually worked.

The editors first checked to be sure that these responses accounted for the 52 weeks in the year. Usually errors could be corrected by eliminating double counting due to mention of illness as unemployment or by correcting errors noted in the interviewer's arithmetic. If the time did not add up to 52 weeks and there was no indication as to why, the deficit was usually assumed to have been unofficial vacation. If more than 52 weeks were reported, half the surplus was taken from work time and the rest from



|   |   |   |   |   |   |   |   |   |
|---|---|---|---|---|---|---|---|---|
| 7 | 6 | 8 | 1 | 2 |   |   |   |   |
| 1 | 2 | 3 | 4 | 5 | 6 | 7 | 8 | 9 |

HEAD'S WORK FOR MONEY

1. MAIN JOB \_\_\_\_\_ X \_\_\_\_\_  
WEEKS (D16, E7, F3) HRS/WK. (D17, E8, F4)
2. OVERTIME (D19) \_\_\_\_\_
3. SECOND JOB (D24 X D25) \_\_\_\_\_ X \_\_\_\_\_
4. HEAD'S TOTAL HOURS (1 + 2 + 3) \_\_\_\_\_

|   |    |    |    |    |
|---|----|----|----|----|
|   |    |    |    |    |
|   |    |    |    |    |
|   |    |    |    |    |
|   |    |    |    |    |
| A |    |    |    |    |
|   | 10 | 11 | 12 | 13 |
|   |    |    |    | 14 |

ILLNESS

5. (D13, E9) \_\_\_\_\_ X \_\_\_\_\_

|   |    |    |    |    |
|---|----|----|----|----|
| B |    |    |    |    |
|   | 15 | 16 | 17 | 18 |
|   |    |    |    | 19 |

UNEMPLOYMENT

6. (D15, E10) \_\_\_\_\_ X \_\_\_\_\_

|   |    |    |    |    |
|---|----|----|----|----|
| C |    |    |    |    |
|   | 20 | 21 | 22 | 23 |
|   |    |    |    | 24 |

HEAD'S TRAVEL TO WORK

7. COST \_\_\_\_\_ D 

|  |    |    |    |    |
|--|----|----|----|----|
|  |    |    |    |    |
|  | 25 | 26 | 27 | 28 |
|  |    |    |    | 29 |

 HOURS (D31, E12) E 

|  |    |    |    |    |
|--|----|----|----|----|
|  |    |    |    |    |
|  | 30 | 31 | 32 | 33 |

|   |    |    |    |    |
|---|----|----|----|----|
| E |    |    |    |    |
|   | 30 | 31 | 32 | 33 |

WIFE'S WORK FOR MONEY

8. PAGE 17 (G4 X G5) \_\_\_\_\_ X \_\_\_\_\_  
WEEKS (G4) HOURS PER WEEK (G5)

|   |    |    |    |    |
|---|----|----|----|----|
| F |    |    |    |    |
|   | 34 | 35 | 36 | 37 |
|   |    |    |    | 38 |

WIFE'S TRAVEL TO WORK COST (G7)

- G 

|  |    |    |    |    |
|--|----|----|----|----|
|  |    |    |    |    |
|  | 39 | 40 | 41 | 42 |
|  |    |    |    | 43 |

 HOURS (G6) H 

|  |    |    |    |    |
|--|----|----|----|----|
|  |    |    |    |    |
|  | 44 | 45 | 46 | 47 |

|   |    |    |    |    |
|---|----|----|----|----|
| H |    |    |    |    |
|   | 44 | 45 | 46 | 47 |

HOUSEWORK (PAGE 18 G12-17)

DONE BY WIFE OR UNMARRIED HEAD \_\_\_\_\_ X 52 =

|   |    |    |    |    |
|---|----|----|----|----|
| I |    |    |    |    |
|   | 48 | 49 | 50 | 51 |
|   |    |    |    | 52 |

DONE BY HUSBAND (ZERO IF UNMARRIED HEAD) \_\_\_\_\_ X 52 =

|   |    |    |    |    |
|---|----|----|----|----|
| J |    |    |    |    |
|   | 53 | 54 | 55 | 56 |
|   |    |    |    | 57 |

DONE BY \_\_\_\_\_ X \_\_\_\_\_  
OTHERS \_\_\_\_\_ X \_\_\_\_\_  
IN FU \_\_\_\_\_ X \_\_\_\_\_

|   |    |    |    |    |
|---|----|----|----|----|
|   |    |    |    |    |
|   |    |    |    |    |
|   |    |    |    |    |
| K |    |    |    |    |
|   | 58 | 59 | 60 | 61 |
|   |    |    |    | 62 |

HELP WITH HOUSEWORK FROM OUTSIDE FU

- L HOURS IN 1968 (G20) 

|  |    |    |    |    |
|--|----|----|----|----|
|  |    |    |    |    |
|  | 63 | 64 | 65 | 66 |
|  |    |    |    | 67 |

 COST (G21a) M 

|  |    |    |    |    |
|--|----|----|----|----|
|  |    |    |    |    |
|  | 68 | 69 | 70 | 71 |
|  |    |    |    | 72 |

|  |  |  |  |  |
|--|--|--|--|--|
|  |  |  |  |  |
|  |  |  |  |  |

NUMBER MAJOR ADULTS

TOTAL NONLEISURE, HEAD & WIFE

|  |    |    |    |    |
|--|----|----|----|----|
|  |    |    |    |    |
|  | 71 | 72 | 73 | 74 |
|  |    |    |    | 75 |

illness and unemployment. The number of weeks worked was then multiplied by the average hours per week that the head worked. Hours spent on a second job, if any, were then added on to obtain the head's total annual work hours.

If data on the main job were missing, 40 hours per week worked or 2000 hours per year was the most common assignment. Typical exceptions were servicemen who had been on active duty in 1968, who were assigned 72 hours per week, and farmers, who were assigned 60 hours per week.

If the respondent had overtime but didn't know how much, 10 percent of regular work time was assigned. If the amount was qualified as "a little," 5 percent was used.

For persons who were retired, housewives or students at the time of the interview, the variable for annual hours of work was based on a simpler sequence of two questions: "How many weeks did you work last year?" and "About how many hours a week did you work (when you worked)?"

#### Illness Hours (Variable 467)

Nonleisure time due to illness was calculated at the rate of 80 hours per week. For longer illnesses, this was reduced to 60 hours per week after eight weeks. No illness time was assigned for retired persons, housewives or students.

#### Unemployment Hours (Variable 469)

Unemployment hours were calculated at the rate of 40 hours per week of unemployment. An exception was made for female heads with children. The inclusion of unemployment hours together with the housework assignment

would have resulted in double counting in the calculation of total nonleisure so no unemployment hours were assigned. Retired persons, housewives and students were not assigned unemployment hours.

Time and Cost of Traveling to Work (Variables 471, 473, 477, 479)

The annual cost and time of traveling to work was calculated for the head if he was employed at the time of the interview, or if he was unemployed but worked some in 1968, and for the wife if she worked at all during 1968.

In calculating the cost of traveling to work for those who drove, 5¢ per mile was used as an estimate of the marginal cost of driving, thus assuming that the family would own the car whether or not the head used it to get to work. If the head had to pay for parking, this amount was also added to the annual cost.

For those heads who were salesmen, truckers, or Others who drove as part of their jobs, no additional traveling cost or time was assigned unless there was clear indication that the time spent traveling was an uncompensated addition to regular work hours.

Wife's Work Hours (Variable 475)

This variable was based on a two-question sequence (G4-G5). No estimate was made for nonleisure time resulting from illness or unemployment for the wife since it would probably result in double counting the time spent on housework.

Housework Hours and Cost (Variables 481, 483, 485, 487, 489)

Questions G12-G17 were added this year so that we could calculate the hours the family spent on housework rather than assign them as we did in 1968. Variable 481 contains the hours spent on housework by the wife or unmarried head, who in most cases is the person who does most of the housework. Variable 483 then contains the work hours of the husband and is zero if the head is unmarried. All hours of housework done by people outside the family unit, whether or not they were free, were included in Variable 487.

Total Nonleisure of the Head and Wife (Variable 491)

This variable is the sum of the head's total work hours (V465), illness hours (V467), unemployment hours (V469), and travel-to-work hours (V473), the wife's total work hours (V475), her travel-to-work hours (V479), and the housework hours of the head and wife (V481 and V483).

Number of Major Adults (Variable 492)

The number of major adults is one for single heads, for heads whose spouses are not living in the dwelling unit, and for those whose spouses are so severely disabled that they can do nothing at all. This variable is two for families where there is a head and his wife living in the dwelling.

WORKSHEET 13: Food Consumption and Family Needs' Measures

Family Food and Need Standard (Variables 494, 495)

A measure of minimum annual food needs and minimum annual total income needs for each family was constructed. The measures are similar to the Orshansky poverty cut-offs used by the Social Security Administration but embody some modifications.

Table B on Worksheet 13 gives individual weekly food expenditure requirements by age and sex for persons in a family of four. The data were taken from the "Low-Cost Plan" given in the Family Economics Review, March 1967.<sup>1</sup> The editors summed these figures for all individuals in the family, converted them to annual amounts, and then adjusted for economies of scale as follows: for one-person families 20 percent was added; for two-person families 10 percent was added; for three-persons 5 percent was added; for five-persons 5 percent was subtracted; for 6 or more persons 10 percent was subtracted.

The total need standard is then obtained in most cases by multiplying the food standard by a factor of 4.89 for single persons; 3.70 for two-person families; and 3.0 for families of 3 or more. The factor of 4.89 yields equivalent results to the Orshansky convention of taking 72 percent of the two-person need standard for single persons. For those families with members who moved in or out, this standard procedure created problems. The income questions referred to the total income for 1968 while

---

<sup>1</sup> United States Government Printing Office, 1967.

|   |   |   |   |   |   |   |   |   |
|---|---|---|---|---|---|---|---|---|
| 7 | 6 | 8 | 1 | 3 |   |   |   |   |
| 1 | 2 | 3 | 4 | 5 | 6 | 7 | 8 | 9 |

INDIVIDUAL FOOD COSTS:  
USE LISTING BOX AND TABLE B

1. \_\_\_\_\_
2. \_\_\_\_\_
3. \_\_\_\_\_
4. \_\_\_\_\_
5. \_\_\_\_\_
6. \_\_\_\_\_
7. \_\_\_\_\_
8. \_\_\_\_\_
9. \_\_\_\_\_
10. \_\_\_\_\_
11. \_\_\_\_\_
12. \_\_\_\_\_
13. \_\_\_\_\_

TABLE B. INDIVIDUAL FOOD STANDARD (LOW COST)

| AGE        | MALE | FEMALE |
|------------|------|--------|
| Under 4    | 3.90 | 3.90   |
| 4 - 6      | 4.60 | 4.60   |
| 7 - 9      | 5.50 | 5.50   |
| 10 - 12    | 6.40 | 6.30   |
| 13 - 15    | 7.40 | 6.90   |
| 16 - 20    | 8.70 | 7.20   |
| 21 - 35    | 7.50 | 6.50   |
| 36 - 55    | 6.90 | 6.30   |
| 56 & OLDER | 6.30 | 5.40   |

FAMILY SIZE

A 

|  |  |
|--|--|
|  |  |
|--|--|

  
10 11

TOTAL UNADJUSTED \_\_\_\_\_

SEE TABLE FOR FOOD AND NEED STANDARDS FOR THE ABOVE FAMILY SIZE AND UNADJUSTED FOOD TOTAL

ANNUAL FOOD STANDARD

B 

|  |  |  |  |
|--|--|--|--|
|  |  |  |  |
|--|--|--|--|

  
12 13 14 15

ANNUAL NEED STANDARD

C 

|  |  |  |  |  |
|--|--|--|--|--|
|  |  |  |  |  |
|--|--|--|--|--|

  
16 17 18 19 20

FOOD EXPENDITURE

1. COST OF FOOD USED AT HOME (G22) \_\_\_\_\_ X \_\_\_\_\_ = \_\_\_\_\_
2. FOOD DELIVERED TO DOOR (G24) \_\_\_\_\_ X \_\_\_\_\_ = \_\_\_\_\_
3. FOOD BILL SUBTOTAL (1 + 2) \_\_\_\_\_

4. ALCOHOL (G25) \_\_\_\_\_ X \_\_\_\_\_ D 

|  |  |  |  |
|--|--|--|--|
|  |  |  |  |
|--|--|--|--|

 IF INCLUDED (G26) 

|  |
|--|
|  |
|--|

  
ENTER \_\_\_\_\_ → \_\_\_\_\_ 25

5. CIGARETTES (G28, TABLE G1) E 

|  |  |  |
|--|--|--|
|  |  |  |
|--|--|--|

 IF INCLUDED (G29) 

|  |
|--|
|  |
|--|

  
ENTER \_\_\_\_\_ → \_\_\_\_\_ 29

TOTAL SPENT ON FOOD CONSUMED AT HOME

6. (LINE 3 LESS LINES 4 AND 5 IF INCLUDED) F 

|  |  |  |  |  |
|--|--|--|--|--|
|  |  |  |  |  |
|--|--|--|--|--|

 30 31 32 33 34

7. COST OF MEALS AT WORK OR SCHOOL (G31) \_\_\_\_\_ X \_\_\_\_\_ = G 

|  |  |  |  |
|--|--|--|--|
|  |  |  |  |
|--|--|--|--|

|  |
|--|
|  |
|--|

  
35 36 37 38 39

8. AMT. SAVED ON MEALS AT WORK OR SCHOOL (G33) H 

|  |  |  |  |
|--|--|--|--|
|  |  |  |  |
|--|--|--|--|

|  |
|--|
|  |
|--|

  
40 41 42 43 44

9. AMT. SPENT EATING OUT (G34) \_\_\_\_\_ X \_\_\_\_\_ = I 

|  |  |  |  |
|--|--|--|--|
|  |  |  |  |
|--|--|--|--|

|  |
|--|
|  |
|--|

  
45 46 47 48 49

10. AMT. SAVED RAISING, CANNING (G36) J 

|  |  |  |  |
|--|--|--|--|
|  |  |  |  |
|--|--|--|--|

|  |
|--|
|  |
|--|

  
50 51 52 53 54

11. AMT SAVED ON FOOD STAMPS (G38) \_\_\_\_\_ X \_\_\_\_\_ = K 

|  |  |  |  |
|--|--|--|--|
|  |  |  |  |
|--|--|--|--|

|  |
|--|
|  |
|--|

  
55 56 57 58 59

12. AMT. SAVED: OTHER FREE FOOD (G42) L 

|  |  |  |  |
|--|--|--|--|
|  |  |  |  |
|--|--|--|--|

|  |
|--|
|  |
|--|

  
60 61 62 63 64

the food question asked only about the current expenditure on various items. If the family composition changed during the year, then these two sets of questions do not really refer to the same "family." Thus for these cases the food standard was calculated on the basis of family composition at the time of the interview, and the need standard based on the family composition during the year. For example, if a member moved into the family in October only a quarter of his needs were included in the income need standard while all his needs were included in the food need standard.

Our procedure for calculating the income and food need standards differs from the standard Orshansky procedure in three respects: the "low-cost" food expenditure standard is slightly higher than the "economy level" used in the S.S.A. cutoff; we have incorporated no farm-nonfarm differential, but instead have tried to include the value of home grown food in total food consumption (V863); the S.S.A. procedure essentially assigns a zero marginal cost to family members beyond the sixth for one measure and eleventh for another, while our standards increase linearly with family size.

#### Annual Alcohol and Cigarette Expenditures (Variables 496, 498)

The annual amount spent on alcohol was calculated simply by multiplying the average weekly amount by 52. The cigarette expenditure was determined by taking the weekly number of packs smoked and assigning 25¢, 35¢, or 45¢ per pack, depending on the cigarette tax in the state in which the respondent lived.

Total Amount Spent on Food Consumed at Home (Variable 500)

This variable is the weekly food bill (G22) converted to an annual amount, plus the annual value of food and milk delivered to the door, minus the expenditures on alcohol and cigarettes if these amounts were included in the food bill. If the amount spent on food at home was not ascertained, it was assigned on the basis of total income and family size using data from the first wave of this study. If it was not ascertained whether the expenditures for alcohol or cigarettes were included in the food bill, fifty percent of these expenditures were subtracted from the food bill.

Cost of Meals at Work or School (Variable 502)

This amount was obtained by multiplying the weekly amount mentioned in G31 by the number of weeks the head worked in 1968 or by 40 if there was evidence that this expenditure was for school lunches.

Amount Saved Raising or Canning Own Food (Variable 508)

This amount is the value of the bracket mentioned in G35. A few interviews were coded as engaging in this type of activity but are not coded as saving money.

If the amount saved was not ascertained, but the respondent mentions what he did, a value was assigned according to a set of conventions. These amounts ranged from \$25 for "a few chickens" to 50 percent of the family's food standard for "our own meat."



Amount Saved on Food Stamps (Variable 510)

This amount was obtained from G38. If this was not ascertained, and the respondent did give an answer to how much he paid for the stamps, it was assumed that the cost of the stamps was equal to three-fourths the value of the food that the stamps could buy.

WORKSHEET 14: Money Income Variables

Head's Labor Income (Variable 514)

This variable is the sum of the head's wages (Question H8), income from overtime and commissions (Question H10), professional practice or trade (Question H11a), plus that part of income accruing to labor from mixed-labor-capital income. In dividing mixed income from a farm or unincorporated business, it was assumed that the labor was worth at least a dollar an hour. In cases where the income earned was less than the number of hours worked, the entire amount was assumed to be labor income with none allocated to the capital component. All earnings above a dollar an hour were then assumed to be half labor income and half capital income. Mixed income from roomers was simply allocated half to labor and half to capital. Income from boarders was split 75-25 between labor and capital. Whenever both the head and wife worked in a family business or farm and total income was not given separately, their work hours were combined, their income was divided between labor and capital using the rule above, and then the head was given two-thirds of the labor income and the wife was given one-third.

Whenever this value was not ascertained, an assignment based on a multivariate analysis of corresponding wage rates for the preceding year



was made. An examination of the previous year's income for this individual was made before resorting to the assignment given by the multivariate analysis. The multivariate analysis included education, race, sex, age, marital status, and size of place among its explanatory variables. That wage rate was then multiplied by the number of hours worked to arrive at a total income assignment for the head of the family. Whenever this procedure was used an assignment code 2 was given for that figure (Variable 515).

Wife's Labor Income (Variable 516)

The wife's labor income is, similarly, the sum of income from wages, professional practice or trade, and the labor part of income from business, farm, roomers, and boarders.

Assignments for this variable were made using the same procedure as that for the head of the family (Variable 517).

Taxable Income of Head and Wife (Variable 518)

This variable is the sum of head's labor income (Variable 514), wife's labor income (Variable 516), and the total capital income of the entire family. Capital income consists of the asset part of mixed-labor-capital income, the net income from rent, and income from dividends, interest, trusts and royalties. It excludes capital gains and losses. If such income was not ascertained, it was assigned by examination of the previous year's income schedule for this family.

Work Hours and Taxable Income of Others (Variables 520 and 521)

These two variables, along with their accuracy codes, apply to family members other than the head or the wife who worked and had received labor income.

The data for these variables were derived from H16-26 of the questionnaire. The respondent was asked how many weeks and hours per week this person worked and, if that was unknown, whether the work was full or part time. Since the respondent was not usually the person referred to in these questions, it was often necessary to assign amounts of work hours and/or earnings. Even though assignments had to be made in a greater percent of these cases than for the head or wife, the total family income was probably not very much over- or understated, since such earners, who were often children of the head, did not usually contribute substantially to the family's earned income. Their jobs in the main consisted of such low-wage occupations as paper boy, waitress, lawn mowing, etc. Furthermore, the number of hours worked on such jobs was usually far too few to make any over- or understatement of the family's earnings very great. If assignments were made, the individual's age, occupation, and education, if known, as well as income from the previous year were taken into account.

If this person was like a head of the family, in that he had a full-time occupation and was not very young or old, the wage rate assignment table that was used for the head was also used for this individual. The accuracy code (Variable 522) applies to the estimate of the sum of income accruing to all others in the family.

Transfers - ADC and AFDC - (Variable 523)

The total amount received from ADC and AFDC by the head was coded in this variable. If assignments were necessary, they were made on the basis of published statistics on the average payment per recipient with that many dependents by state, or by examining the data from the previous year's completed interview.

A non-zero accuracy code (Variable 524) was used when it was necessary to assign this amount from published statistics.

Other Transfers (Variable 525)

This variable includes public non-contributory transfers, other than ADC or AFDC, received by the head of the family or his wife. It also includes contributory transfer income such as Social Security payments and all other retirement payments whether or not contributory. Alimony and child support, as well as irregular and regular contributions to this family both in money form and help with expenses, are included here. Specifically excluded are gifts in kind, such as a car or television set. When assignments were made on this variable, published statistics were used for variables such as Welfare, Social Security, and unemployment and workmen's compensation. The previous year's interview was also used in making assignments. Variable 526 is the accuracy code for this variable. This income was considered to be non-taxable to the recipient, even though some of these receipts incur tax liability.

Transfer Income of Others (Variable 527)

This variable is the same as Variable 525, except the amount is for family members other than the head of wife. Its accuracy code is Variable 528.

Total Family Money Income (Variable 529)

This variable is the sum of Taxable Income of Head and Wife (Variable 518), Others' Total Taxable Income (Variable 521), ADC of the Head

(Variable 523), Other Transfers Income of the Head and Wife (Variable 525), and Others' Transfer Income (Variable 527).

Financial Support of Persons Outside the Family (Variable 530)

The dollar amount here was taken directly from Question H42, and it included the total amount of money contributions to help support someone outside the household, regardless of whether or not these contributions amounted to more or less than half of that individual's support. But when estimating the federal income tax of the head of the family, whether or not the support was greater or less than one-half the support of the person was taken into account. If this variable was not ascertained, no assignment was made, and the item was coded with a missing data code.

Total Estimated Family Federal Income Tax (Variable 532)

The federal income tax for each taxpaying unit was calculated in the following way: from total family income was subtracted either the minimum standard deduction (\$200 plus \$100 for each exemption) or the 10 percent standard deduction plus an additional 5 percent to account for the average extra deductions. We used the method that yielded the lowest adjusted income. After subtracting an additional \$600 for each exemption, the tax was assigned from the schedules published by the IRS for married persons, single persons, or heads of households. The total tax (Variable 532) was then obtained by adding the taxes of all the earners together. The calculation of estimated federal income taxes was made so as to minimize the amount of total estimated taxes for the entire family. This usually meant that each extra family member and his own children, if he had any, were considered a separate tax unit.

Cost of Income (Variable 533)

The variable is the sum of estimated total federal income taxes for the family, the cost of Child care (Question G21a) for families where the wife of the head or a single female head worked, estimated at \$.50 per hour if the amount was not ascertained. Also included were the annual union dues for the head of the family. There is no accuracy code associated with this variable.

OTHER EDITING OPERATIONS

In addition to calculating the required information for the worksheets, editors were required to derive an additional few variables from the raw data.

Required Number of Rooms for Family (Variable 591)

The minimum number of rooms required for a family of a particular size and composition was determined as follows:

- 2 rooms for head of family, with or without wife
- +1 room for each additional married couple or single person 18 or older
- +1 room for each group of 2 boys under age 18 (if odd number, number of rooms was rounded up)
- +1 room for each group of 2 girls under age 18 (if odd number, number of rooms was rounded up).

Children under age 10 were paired into one required room regardless of their sex.

Age of Head's Three Oldest Children (Variables 562-564)

From the family composition listing on the cover sheet and the query about children of the head not living in the DU, the ages of the head of the family's three oldest children were coded, including among these children any that may have died, but excluding still births and miscarriages.

Head's Total Number of Children (Variable 565)

This variable includes all the children that the head ever had, including those who are deceased, those he/she had by some other spouse, those currently living outside the dwelling, as well as stepchildren currently living in the dwelling with the head of the family.

Number of Children Head Supported by Age 25 (Variable 566)

The number of children the head supported by age 25 was calculated from his age, his children's ages and the number of children he had. Stepchildren were included only if the head was under 25 at the time of the interview.



## Part 2: Coding

### Introduction

Having Completed the second year's coding, we felt it was necessary to do an analysis of drift between coding the 1968 and 1969 data, as well as the usual analysis of reliability in coding the 1969 data. Coding reliability is a measure of both the ambiguousness of the codes and the accuracy of the coders. If the codes are a one-to-one mapping from the raw data to the code, then the number of differences - differences obtained by coding the same recorded data by different coders - should be zero, if the coders are 100 percent accurate. But even if the codes are a unilateral mapping, the presence of coder error will reduce that reliability. It is important to note that reliability cannot measure the distortions of the verbal responses made by the interviewer in recording the respondent's reply. Drift on the other hand holds the reply to a question constant and measures the systematic coding away from a particular numerical code to other numerical codes and/or the systematic coding to a particular code from other numerical codes. In addition, drift has a temporal dimension, while reliability does not. An example of drift is coding the identical reply to a question a "9" for not ascertained in 1968 and then coding "5" for "No difference" in 1969.

### 1969 Coding Reliability

During the first three weeks of the coding, every interview production coded was check coded either by the supervisor of coding or a member of the project staff. During the remainder of the coding period, every tenth

interview production coded was check coded. Check coding consisted of re-coding the same production-coded interview, ascertaining and recording the discrepancies between coder and check coder, and reconciling these discrepancies. Since the first two weeks of coding were really a "debugging period" for the codes in which last minute changes were made, including them in the analysis would bias downward the reliability considerably. Deleting from the analysis the first two weeks of check-coded interviews prevents this bias and gives us 400 check-coded interviews on which to base our results.

Three measures were calculated for each coded item: (1) percent disagreement--total number of disagreements/400; (2) percent of disagreements which were actual coder error--total number of errors/total number of disagreements, and (3) percent actual error--total number of errors/400. It should be clear from the operational definitions of these measures that none suffices alone as a measure of reliability, but each has its unique usefulness. For example, a code with a high percent disagreement figure may have a very low percent actual error figure. To look only at the later figure and assume that the code is efficient would be misleading (in fact, incorrect). Such a code is time-consuming in that differences require reconciliation at the check coding stage. Furthermore, such a code is likely to have unwanted overlapping of categories built into it; this is usually the case of high differences with low errors. Similarly, a code may have a low percent of actual errors, but have a very high percent of the disagreements as actual errors. Common among this type are the contingency-coded items where over nine-tenths are coded "0" for inappropriate. All three measures are used in this analysis of coder reliability.

As an approximation to the general reliability of the coded data, the null hypothesis - the mean of percent actual error is zero - was tested. This aggregative measure should be interpreted with the forestated qualifications in mind. The hypothesis was easily significant at the .05 level, but it had to be rejected at the .01 level. The implication of the test was that there was no difference in items production coded and those check coded at the .05 level of significance. As will be shown, this macromasure was representative of the entire sample.

To do an analysis on a disaggregated level, the entire sample of check coded data was divided into two groups according to percent of disagreements that were actual errors.

---

| Groups | % of Total Sample | % Disagreement* | % Disagreement Actual Error | % Actual Error* |
|--------|-------------------|-----------------|-----------------------------|-----------------|
| I      | 90%               | 5% (2.51)       | 50.0%                       | 2.5% (1.00)     |
| II     | 10%               | 5% (9.73)       | 50.5%                       | (2.25)          |

---

\* Means are included in parenthesis.

The coded items comprising Group I required no further analysis, having a maximum of only 10 actual errors out of every 400 interviews coded. The remaining 50 percent of the disagreements in Group I is attributed to errors in the complex mechanics of check-coding (including the employment of inexperienced check-coders in the progressive stages of the coding period), actual errors of the check-coders, and "toss-up" responses which could have been coded correctly in more than one numerical category because of overlapping of the numerical codes. At any rate, this comprises a residual

with an absolute maximum of only 10 differences out of every 400 interviews. Even if the percent of disagreements that were actual errors was 100 percent, the original null hypothesis would remain significant at the .05 level. Group II is being given further study, and suggestions are being made to improve these codes.

To summarize, 1969 Coding was found to be reliable at the .05 level for all items. But 90 percent of the coded data was reliable at the .01 level. For the remaining 10 percent of the codes improvements in the codes are being made with the hope of improving next year's reliability. Indeed, no code was found to be less reliable in 1969 than in 1968 - meaning that there was considerable improvement in particular codes for the two years. But, the discrepancy between percent disagreement and percent actual error makes it clear that there is a general problem of unwanted overlapping in the codes that requires further effort to improve the codes and reduce this unreliability.

#### Coding Drift

Five of the 1969 coders recoded 31 of the previous year's questions (1968) for 200 cases. These thirty-one items were selected because they had identical or easily comparable codes in both 1968 and 1969 and because of their "open-endedness." These open-ended questions, usually attitude questions, would be more likely to have drift than simple factual questions.

Of the five coders used in this analysis, two had coded both in 1968 and 1969 with the remaining three having coded only in 1969. This allowed a superficial testing of any hypothesis which correlated drift with experienced versus inexperienced coders. To reduce the possible bias of

particular circumstances this experiment was carried out during regular production coding of 1969 interviews. About 9 percent fewer replies were coded "not ascertained" or "don't know" by 1969-trained coders than by 1968 coders. This overall finding was not correlated with new versus experienced coders and of the 31 codes subjected to this experiment, only five showed any drift. The drift shown by these five codes could be attributed to variations in specific instructions to the coders between the two years as to the precise meaning of categories. From this experiment it can be concluded that drift, apart from reliability, was not a major coding problem, and what drift existed between 1968 and 1969 can be easily corrected in the third wave.

Part 3: Data-Cleaning Procedures

1969 Family Data Cleaning

Concurrent with the editing and Coding procedures, various precautionary measures were begun whose purpose was to clean the data, so that it could be usable for analysis. The first cleaning operation in the family data was a "merge check," the procedure that assured the existence of a complete set of data for all interviews.

The interviews were next subjected to a procedure of looking for invalid numerical values as well as for blanks where there should have been some numerical value, and double punches. A computer program called "Wild Code Check" was used in this operation. This program, according to specifications, checked each tape location for invalid values. For example, a question such as "Is there public transportation within walking distance of here?" should have been properly coded 1 for a "Yes" response, 5 for a "No" response, and 9 for "Not Ascertained." Any value other than the 1, 5, or 9 was obviously an error. The program printed out the list by interview number of such offenses, and then the errors were corrected by referring to the interviews. The program was then rerun with correction of additional errors.

The next data-cleaning operation, called a "consistency check," was a check on the internal logical consistency of the entries that were made on the tape for each interview. This procedure was also Completed using a computer program. As an example of this process, two items coded on each interview were whether or not the family owned, rented, or neither owned nor rented their dwelling unit and the respondent's estimated value

of their house if they owned it. For those who rented or neither owned nor rented, and only for them, a code of zero was the correct entry on this house-value variable. These logical requirements were specified in a computer program, and any inconsistent records were corrected by going back to the original statement by the respondent. The program was then rerun to eliminate any additional errors made in the checking process.

Following this consistency check, coded values were examined for reasonableness. This "oddball check" involved looking up cases which seemed to be extreme on a particular value. For instance, to carry the housing example further, all houses with coded values in excess of \$50,000 were looked up to see if indeed the high value was correct or if the amount was in error. Seemingly large values on money income and hours of work were also checked. The majority of the cases were correct as coded, but the procedure eliminated the risk of one type of serious error.

All of these checks were done in nine batches; the ninth and last batch was processed after the last interview was completed. Then a "sequence check" was done, which made certain that all interviews were on the file, that no interview was coded twice, and that each interview had its correct identifying number. The "sample book check," a follow-up operation, assured that all 1968 interviews were either accounted for in 1969 as interviews or noninterviews.

The last procedure with the 1969 family tape was to add a code indicating whether or not the family unit was a splitoff. At this point in the processing, data from the first and second interviewing waves were on two different tapes. For families interviewed in both years, the data for the two years were merged onto one tape, and a consistency check between the

two years was made. This procedure minimized errors in coding which may have occurred and for which there was no way of checking through use of the 1969 tape alone. For example, if race of the respondent in 1968 was coded 3, a category which included Spanish Americans, and in 1969 was coded 1, which meant "white," the program printed out the error, and it was corrected by referring to the 1968 and 1969 interviews. After errors had been corrected, the program was rerun to further minimize any errors which had been overlooked or wrongly corrected.

The second data cleaning operation for the 1968-1969 merged tape was an "oddball check"; a computer program according to specifications printed out unusually large differences in corresponding information between the two years. For instance, house value given by the respondent in 1968 might be \$5,000 more than that in 1969. This procedure was not carried to completion, since in a sample of 100 error cases, 90 percent were due to probable inconsistencies in information given by the respondents themselves; it did not seem worthwhile to continue the operation to completion.

The last procedure for cleaning the family data was a consistency check between the 1969 individual and family tapes. The purpose of this process was to eliminate errors which could not be ascertained through use of either the individual or the family tapes alone. As an example, the number of persons in a particular family unit had to equal the number of persons listed on the individual tape for that family. The program was rerun to clean up further errors.



### Individual Tape Data-Cleaning

The first data-cleaning operation for the individual tape was a "wild code check," with objectives similar to those for the family tape's. This also was rerun to eliminate any leftover mistakes.

The next procedure involved a "sequence check" on the sequence numbers assigned to individual family members. For instance, the first person listed in each family, who is usually the head, is assigned a sequence number of 01; the next person, often the wife, is 02, etc. The check permitted us to eliminate double counting in each family, to make certain that all people were indeed present on the tape, etc.

The consistency check of individual tape's data was procedurally similar to the checks made for the family data.

Fourth, since splitoffs that we interviewed in 1969 originated with their 1968 nuclear families, they were included on both original family's and splitoff family's record for 1969. In order to prevent duplicate records, they were eliminated from the family where they lived in 1968; so they were included only once on the individual tape.

Our final check on individual data was a consistency check between the 1968 and 1969 tapes, that made certain all those listed in 1968 were accounted for in 1969. This program was also rerun to correct resulting errors.

## Part 4: Generation of Variables

### Introduction

In addition to the variables derived directly from the two questionnaires, various composite indexes, bracket variables and complex measures of economic status were generated by the computer for each wave and for changes between interview years.

Creation of indexes allowed us to group various related dichotomous measures into more general and more universally applicable analysis variables. Using the basic conceptual framework of the study (discussed in Section I), some indexes were constructed in a deductive manner starting from a priori theoretical considerations, while some were created inductively by examining the data and seeing how selected variables were correlated. Most of the economic status measures were constructed inductively by first assembling meaningful economic constructs, while the various indexes measuring quality of housing, background of the head of the family, attitudes, and behavior patterns were constructed using both methods. An index constructed by either method was considered tentative until each of its components was correlated with the entire index. If the component was sufficiently positively correlated with the entire index it was retained. If the correlation of the components with the entire index or one of the other components was sufficiently negative, that component was removed.

There are several reasons why indexes were required in this

study. First, even with nearly 5,000 cases (degrees of freedom), there needed to be some restriction on the number of predictors used in any one analysis. The technique of constructing an index allowed a number of related variables to be collapsed into a more general variable, thus reducing the number of independent variables to be handled.

Second, an index is metricized and is easier to use as either a dependent variable or predictor than each of the components taken separately. Changes in the score value on an index between one year and another, or net differences from the average of others in the same year, can be computed easily.

The third reason for index construction is closely related to the second. Basing an index on five or six items, rather than one or two, increases the probability that the index score for any one family in the sample will be meaningful. For instance, a family cannot score a point on an index of money earning behavior for saving money by doing car repairs unless they own a car. It is probable, however, that the other variables comprising this index are relevant for the non car-owning family. To neutralize the effect of an index component that is irrelevant for a family, a middle score was arbitrarily assigned to it. Operationally, neutralization takes the form of giving one point for an irrelevant component, while those for whom the item is relevant are given two points for "scoring" and zero points for "not scoring". Nevertheless, it is advisable to use the indexes cautiously if some of their components are irrelevant for a large fraction of the respondents.

Finally, an index provides a rapid method of eliminating variables which have no effect on a dependent variable. If the sum of a set of items which are not negatively correlated with one another has no effect on a dependent variable, it can be assumed that none of the components have any effect either. This is not a perfectly safe assumption since one component may have an effect in the reverse direction, but it does allow a method for rapid first examination. If the index does have an effect on a dependent variable, then it is always possible to investigate the components of the index to see which one is producing the effect.

The indexes created correspond in general to the components of the theoretical model, as outlined on pages 5 and 6. Some of these indexes are made up from responses taken directly from the questionnaire; others are created from complex variables constructed for the purpose. The major features of the indexes are described in the following pages.

#### Index Measures of Economic Status

##### Income (1968 Income Year)

As a measure of economic status six complex income variables were generated: total money income and five estimates of real income. Money income (Variable 529)<sup>1</sup> is simply the total of: earnings of all employed

---

<sup>1</sup> The variables cited here refer to measures built from the questionnaire. The actual variable numbers are those for the 1968-69 merged family-unit tape. See the index after the tape code for the corresponding variable for the previous year.

family members, capital income of head and wife and transfer income.

To obtain total real income (Variable 840), estimates were made for each family of its non-money income -- imputed returns on assets, such as one's own home, imputed value of work which produced rewards in non-money form, such as do-it-yourself projects, and imputed value of homegrown food and home made clothing. These estimates were then added to total money income to arrive at total real income.

Net real income (Variable 842) was derived by subtracting from total real income estimated federal income taxes, union dues and child care costs. An additional variable (V857) was generated for real income net of housing costs as well as cost of earning income on the grounds that, especially for poor families, housing imposes severe fixed constraints on income after fixed expenditures. Housing costs deducted from net real income included rent (actual for renters, imputed for home owners), utilities, and estimated property taxes.

In 1969 questions were asked about the cost of travel to work. A second set of net real income indexes was then constructed, which deducted this additional cost of earning income. At the same time deductions were made for the cost of supporting dependents living outside the dwelling unit. These two net real income indexes are not comparable with 1968.

#### Income/Needs Ratios

Measurement of a family's economic status requires comparing the family's income with some measure of how much it needs. When this relationship is expressed as a ratio a convenient index measure is obtained

for analytic purposes.

Family needs were estimated in a three-step process, discussed in detail in Part 1 of this Section. Briefly, the food needs standard of the Department of Agriculture,<sup>2</sup> which is scaled according to age and sex, was applied to each family member and summed to arrive at a total family food need. To estimate the cost of all needs, food needs were then multiplied by an adjustment factor which takes account of family economies or diseconomies of scale. Total food needs were multiplied by 3 for a family of three or more, 3.70 for a two-person family, and 4.89 for a single person. If the first or second job of the family head was a farmer, the total needs estimate was multiplied again by .8 to reflect the lower living costs of farmers.

Four income/needs ratios (Variables 835, 844, 853, 858) were then calculated. The first three ratios related the family needs standard to total money income, and real income net of costs of earning income (2 indexes). The family food standard was related to real income net of cost of earning and cost of housing. The net real income/needs index which excluded work-travel cost and support of outside dependents from net real income is not comparable to the 1968 measure.

#### Well-Offness

The term "well-offness" describes a measure that is more compre-

---

<sup>2</sup> The standard used was that published in Family Economics Review, March 1967, which was based on 1965 prices. If one desires to have these ratios based on current price levels, they will need to be deflated.

hensive than the simple ratio of income to needs. It combines a measure of the family's control over goods and services (relative to its needs) with a measure of the leisure time left to enjoy those goods and services.

In constructing this measure two assumptions were made. First the indifference curve between leisure and real income, or willingness to substitute one for the other, was assumed to be roughly a rectangular hyperbola, so that if the product of income and leisure is constant over two years the family's satisfaction is unchanged between the two years. Second, it was assumed that total satisfaction or well-offness is a homogeneous linear function of the two components, as in the theory of production with equal exponents. Thus our measure of well-offness is expressed as

$$\text{Well Offness} = \left( \frac{\text{Income}}{\text{Needs}} \right)^{1/2} \times (\text{Leisure})^{1/2}$$

This means that if a family has 10 percent more income relative to its needs, and 10 percent more leisure too, it is 10 percent better off. On the other hand, trading a 10 percent increase in income for a 10 percent decrease in leisure leaves the family in the same position.

The income/needs term of the well-offness equation is the same ratio discussed above. In calculating leisure time it assumed that 16 hours a day, or 5,840 hours a year, is available to every adult after allowing for sleeping and eating time. The annual number of working hours reported, including travel time and the number of hours spent on housework, were then deducted from this total to arrive at leisure hours.

These calculations were made separately for the family head and wife, who were considered the major adults in the family. Their leisure hours were then summed and divided by two to arrive at annual leisure hours per person for the entire family. This final figure constitutes the right-hand term of the index.

Where the head was unemployed or ill, eight hours per working day were deducted from the total, on the ground that this was unwanted leisure time. Because travel time was not asked in 1968, there are two leisure variables in the tape: one (Variable 825) excludes work-travel time, as described above, and the other (Variable 826) adds this time back in to make the variable comparable to 1968.

Five well-offness indexes were built as follows (Variables 837, 846, 854, 860, 862). Using the definition of leisure comparable to 1968 -- that is, including work-travel time in leisure -- well-offness was calculated on the basis of money income, real income net of cost of earning (1968 definition), and real income net of cost of earning and cost of housing. Using the 1969 definition of leisure -- work-travel time is deducted -- well-offness indexes were calculated on the basis of real income net of cost of earning (1969 definition, which includes travel cost and adds support of outside dependents in the deduction) and real income net of cost of earning (1969 definition) and cost of housing.

In addition to the non-comparability problems caused by new questions on travel time and travel cost, there is a more minor one the user should know of. The number of hours spent on housework was assigned



in the editing process in 1968, whereas in 1969 the question was asked. Any analysis that uses the variable, housework, should keep this in mind.

#### Quality of Housing

An important indicator of economic status, and one which is difficult to measure adequately, is quality of housing. Monetary measures do not accurately reflect housing quality, especially where rent control, subsidized housing, or discrimination are involved. Nor is a truly satisfactory nonmonetary measure of housing quality available from interview questionnaires. Nevertheless, we did ask the interviewers to note any obvious deficiencies with respect to plumbing and structural defects, and the type of housing occupied by the respondent and his neighbors. These qualitative assessments were then combined with the monetary measures of actual rent or house value, distance of the residence from the nearest city of 50,000 or more, and a standard of number of rooms required for the family size, to construct an index of housing quality (Variable 896).

#### Index Measures of Behavior

Six indexes of economic behavior combine in various ways specific acts performed by the family, certain reported family conditions and expressed ideas of the head. Where responses were coded on a scale, the code scores were summed to arrive at an index value.

Money Earning Acts (Variable 906) include: head works overtime; wife works more than half time; head has changed jobs to one which pays more or is trying to do so; head has a second job and/or interest in a business; head is seldom or never late to work and/or absent except for illness; head does not believe there are jobs not worth taking. This index is, of course, relevant only for persons in the labor force.

Connectedness to Sources of Information (Variable 905) is intended to reflect the family's ability to improve its status by knowing where to go for job information, bargains, and help of any sort. Contact with neighbors, other people with similar interests, and the media are presumed to enhance the opportunities for information. The index is, therefore, composed of scored responses to 4 questions about attendance at organizations, 2 about use of media, 3 about acquaintance with neighbors and nearby relatives, and one about labor union participation.

Horizon Proxies (Variable 904) reflect the head of the family's specific plans or expectations about the future with respect to moving, obtaining a new job, having more children, college education for children, whether his situation will be better or worse over the next few years. In addition this index includes information about whether the family has substantial savings in relation to income and whether the head knows what kind of training is required for a potential new job.

Risk Avoidance Behaviors (Variable 903) include insuring a

car(s) and maintaining it (them) in good condition, using seat belts, carrying medical insurance, smoking little or not at all, and having savings.

Real Earning Acts (Variable 901) produce nonmoney income or reflect investment in human capital. The index includes information about whether the family saved more than \$75 on each of several do-it-yourself projects: home repairs and additions, car repairs, and food production. It also takes account of whether the head is taking courses or lessons to improve his earning capacity and/or spends his spare time productively.

Economizing Behaviors (Variable 902) are identified as spending less than \$150 per year on alcohol and/or cigarettes, obtaining more than \$100 worth of free help, not owning a car which is less than 3 years old, seldom eating out, and eating as a family unit most of the time.

#### Index Measures of Attitudes

Most of the component variables for these indexes came from Section K of the questionnaire on "feelings". The questions in this section were all self-rating, balanced and of the fixed alternative type, with the first stated alternative the opposite of the second. Although just two alternatives were read to the respondent, there was space left in the questionnaire for the interviewer to record any qualifications

to their replies. All these attitudinal questions were categorized using a five-point Likert scale. The overwhelming majority of respondents repeated one or the other of the alternatives without any additional comments of their own, and these replies were coded at the extremes of the scale. The codes were then summed to arrive at an index score.

Aspiration-ambition (Variable 900) is measured by whether the respondent: wanted more work and/or worked more than 2,500 hours in 1968, likes to do things which are difficult and challenging, prefers a job that pays more money even if he doesn't like it, spends time figuring out how to get more money, is satisfied with himself, plans to get a new job and knows what it will pay.

Trust or Hostility (Variable 898) is expressed by self-evaluation of the respondent's trust in others, tendency to get angry easily, and sensitivity to what others think. In addition, his views are included as to whether the life of the average man is getting better and whether many people have things they don't deserve.

Sense of Personal Efficacy and Planning Horizon (Variable 897) is intended to identify the respondent's satisfaction with himself and confidence about his future. The index consists of his scaled answers as to whether he: is sure his life will work out the way he wants it to, plans his life ahead, thinks his plans work out, usually finishes things he starts, prefers saving money for the future, has no limitation on

getting ahead, thinks about things that might happen in the future.

#### Indexes of Background and Current Problems of the Head

Three indexes were generated from the 1968 questionnaire that measured background problems, employment problems and current handicaps, all related to the family head. These indexes were not re-created in 1969; for the same head the 1968 index of background problems still applies, and a large part of the components of the other two would also be relevant. New heads of families in 1969 were asked the component questions on background and handicaps (four of the employment problems questions were dropped), so that the data are available to combine into index form if the user so desires.

#### Regional Data Measures

In addition to personality and behavior, locational and environmental factors are important determinants of an individual's economic status. Consequently, information derived from the personal interviews has been supplemented with data on the employment and income characteristics of the county in which the family lived at the time of the 1968 interview. The county or SMSA or residence was chosen as the relevant data unit since the characteristics of such an area are relevant to everyone living there. Further, county demographic and employment data are

comparatively easy to secure. Operationally, the situation in each area was measured by employment conditions in the county, the per pupil expenditures on public education, and the amount of per capita public assistance in the county.

Since published statistics on county employment characteristics are generally out of date, questionnaires were sent in 1968 to state unemployment offices asking them about the current labor market in the counties where our sample families lived, including whether a shortage or surplus of unskilled labor existed, the average wage for unskilled labor, and the county unemployment rate (Variables 412-414). These variables will be added in early 1970 for the 1969 sample families.

In addition to the information secured from this short questionnaire, data on county education expenditures as measured by 1962 per pupil dollar expenditures were obtained from the 1962 Census of Governments (Variable 416). A measure of the adequacy of public Welfare payments was also derived from the same source (Variable 415). As a potential measure of the county's growth rate, the percentage change in employment between 1962 and 1967 was obtained from County Business Patterns (Variable 417). These measures are also for county of residence of 1968 sample families.

#### Bracket Variables

Bracket variables have been constructed for most of the measures for which a distribution is useful and appropriate. This

includes practically all the income variables and their components, housing cost and income/needs ratios, "well-offness" measures as well as some other selected variables. In many cases the bracket variables follow the field variables to which they refer.

#### Change Variables

With the completion of the 1969 tape it is now possible to generate variables which directly quantify the one year changes in the major measures of economic status, behavior and attitudes, and the indexes constructed from these measures. Absolute changes, percent changes and brackets, where appropriate, were generated, as shown in the description of the tape code which appears in Section V.

Extreme caution should be exercised in the interpretation of change variables for families with a different composition in 1969 especially those with a different head (because of death, change in marital status, or splitoff from original family). For example, the magnitude of a change in income may be attributable to the change in the head's identity rather than a change in the level of earnings per se. With respect to the attitude measures, in particular, a change in head, or in respondent if not the head, reduces the significance of any recorded change in attitude.

Analysts should be aware of the following when doing analyses on change variables:

(a) Where values were assigned in either of the two years there may be a substantial measurement error in the change variables.

(b) Because of program limitations, field widths were constrained to five digits. Thus some negative changes with absolute values of 10,000 or more were truncated at -9999.

(c) Change variables expressed as percentages were coded 9999 if the field was zero in the first year. There is an exception (Variable 911) head's labor income, which was coded 0000 if that income was zero in both years.

(d) Bracket codes for absolute change and percent change show a category "zero" for variables which were zero in both years. If there was no change in value between the two years that observation was placed in the same bracket with small positive and negative changes.



SECTION V  
THE AVAILABLE DATA FROM THE STUDY

Introduction

This section describes the tapes and variables created on this study and gives a code and weighted distribution on most of the single-column variables. Technical information about the tapes and procedures for ordering them are also detailed. The index that follows the tape code provides a reference from the 1969 questionnaire, the four editing worksheets, and broad concepts, to the particular variable.

The Tapes

For each of the two interviewing waves, 1968 and 1969, both a family-unit and an individual-unit tape have been created. In addition, a family-unit tape is available for those interviewed in both waves that combines data from both the 1968 and 1969 interviews, including measures of change on various economic status, behavioral and attitudinal variables.

Family Tapes: 1968 and 1969

The 1968 and 1969 family-unit tapes contain a record for each family interviewed in that year. They both contain information relating specifically to the situation at the time of the interview, but the 1969 family tape also includes variables that measure change in some of the important economic status, behavioral and attitudinal measures. The 1969 family tape does not include records for families interviewed in 1968 but

not 1969. It includes families that were newly formed between the 1968 and 1969 interviewing waves and that contain one or more of our adult sample individuals. These families are designated as splitoffs--Variable 469 on the 1969 family-unit tape. Some demographic and background variables (V352-358) on the 1969 family tape are coded only for families whose head changed between the 1968 and 1969 interview years and the splitoffs. Hence if a variable such as education is wanted for all 1969 heads of families, it would be necessary to purchase the 1968-69 merged family tape rather than the 1969 tape. Both family tapes contain a weight variable that adjusts for variation in selection rate, response rate, and other losses for 1968. The weight on the 1969 tape for all families that were reinterviewed is identical to its 1968 weight. Newly-formed families have the same weight as the nuclear family. For example, if a family had a weight of 23 in 1968 and the family split into two families between the two interviewing years, both of whom were successfully interviewed in 1969, both families were given a weight of 23 in 1969.

The 1968 family tape contains data for 4802 families; their weights sum to 155,749; the corresponding values for the 1969 family tape are 4460 families and a weight sum of 142,218. Because of the advisability of using the data weighted rather than unweighted, machine capacity should be taken into account before using the data. See Section II for the rationale of the weighting procedure.

#### 1968-69 Merged Family Tape

This tape contains the same sample of families as the 1969 family tape, the difference being that all the data from the 1968 interview for

these families is also included. For the splitoff families the 1968 information is that for the original nuclear family. For example, if the son of the head of the originally-interviewed 1968 sample family left the family between the two interviewing years to set up his own household, he was interviewed as the head of his own family in 1969. The 1969 information on this merged tape pertains to him and his own family, not his parental family. But the 1968 information on his record is about his 1968 parental family. Therefore, the variables that measure change are measuring change between the nuclear family in 1968 and the newly-formed 1969 family. For instance, the variable "change in total family money income," is really measuring the difference between the money income of the original 1968 family and the newly-formed 1969 family. So, if it is desired to analyze change in value on various variables excluding newly-formed families, such families should be deleted before doing the analysis (See Variable 542 of the merged tape).

The 1968-69 merged family tape contains a dummy variable (V440) which was inserted so that the difference in variable numbers between the 1969 family tape and the 1968-69 merged family tape was an easy-to-remember constant. The variable number for the merged tape is equal to the corresponding 1969 family tape variable number plus 440. The constant 800 is added for the corresponding merged family-tape location. As mentioned when describing the family tapes, some 1969 demographic and background variables (V792-798) are for new heads of families only. Hence, if it is desired to use as an analysis variable one of the demographic variables, such as education for all 1969 heads of families, it will be necessary to use the 1968 education variable for those who were heads both in 1968 and 1969 and the 1969

education variable for those who became heads in 1969.

#### The Individual Tapes: 1968 and 1969

These tapes contain a record for every individual who was a member of the sample family at the time of the 1968 or 1969 interviewing year regardless of his age. Family members residing in institutional quarters, such as a college dormitory, the armed forces, prison, etc., at the time of the interview also have records.

All the variables on the family tape are on the corresponding individual tape for that interviewing year, and all the comments applying to the family tapes also apply to the individual tape. In addition, both individual tapes include information about each individual in the sample, e.g., age, income, sex, etc. Each individual has a weight that is identical to that for the entire family. There is no 1968-69 merged individual tape as of this writing. It should be ready early in 1970.

#### Factors to Consider When Using the Data

##### The Weight Variable

Variable 439 on the 1968 tapes and the 1968-69 merged family tape is the weight variable. When analysis is being done on the entire 1968 or 1969 sample, whether using the family or individual as the analysis unit, the data should be weighted with this variable. Weights can be omitted only when the proportion of the population represented by an individual or family, or group, is of no concern.

### Stocks Versus Flows Problems

Interviews took place in March-May 1968 and 1969. Certain questions, for instance attitudes, employment status and expectations variables, measure a value at the time of the interview. But other variables measure the flow for the preceding year. For instance, the measures on hours of work, income, and rent, as well as other such measures, are for the year 1967 measured in 1968 and for the year 1968 measured in 1969. This is important to keep in mind when doing analysis on change variables.

Since some of the families interviewed in 1969 were newly-formed, the rate of flow on such variables as monthly rent payments, food consumption, and utilities payments at the time of the interview was different from the average rate that existed for 1968. For such families, a comparison of housing and food expenditures based on current expenditures projected backward with income for the preceding year gives a misleading and incorrect picture of the family's current economic position as well as their preceding-year's position. The presence of large capital gains or losses also distorts the family's economic position. Variable 818 of the merged tape code indicates whether the 1969 interview had this problem.

### Other Comparability Problems

Many of the variables including those that were derived directly from the questionnaire as well as the complex generated measures are exactly parallel for 1968 and 1969. However, there are some noncomparabilities.

A particular problem is the feelings section of the questionnaire (Section K). In 1968 these questions applied to the head of the family, and if the respondent was some other family member he was asked to respond as if

he were replying for the head. In 1969, this procedure was changed so that the respondent was asked to reply for himself, regardless of whether or not he was the head of the family. If desired, the data can be sorted to select only those where the head was the respondent in 1968 and in 1969. The tape code indicates the more important noncomparabilities.

#### Accuracy Variables

For practically all of the raw component measures of economic status, an accuracy code was attached; a variable was also created that gives the number and type of assignments made in a particular interview. If only interviews with a certain minimum accuracy are desired, these accuracy variables should be used as filters.

#### Technical Specifications of the Tapes

The study's tapes have been built for use on the Institute for Social Research's OSIRIS/40 system, our version of the IBM (O)perating (S)ystem for a 360/40. The standard tape as used by this system contains a dictionary in front of the actual data file. This dictionary contains information about each variable including the variable number, its type, its alphanumeric name, tape location, field width, number of decimal places, and specifications of what the missing data codes are (optional). A tape file in this format is called a "Standard File," and it can be used in its original form with the dictionary only on the OSIRIS/40 system. However, the tapes can usually be reformatted to the user's specifications if these specifications are known in complete detail.

All tapes are labeled 9-track tapes, with 800 BPI, and written in EBCDIC (Extended Binary Coded Decimal). Both the family and the individual tapes are in blocked format, with a fixed record size.

#### Procedures for Buying a Tape or Other Data

A potential user can purchase any of the tapes according to his own specifications. The cost of one tape and its code should not exceed \$500. All the aforementioned 1968 and 1969 tapes are available for purchase. If one is not sure precisely in what format he wants the tape, consultation with the computing center where the tape will be used is advised. All inquiries regarding the above or any other information about the study should be made in writing to: Librarian, Economic Behavior Program, Survey Research Center, Institute for Social Research, University of Michigan, Ann Arbor, Michigan, 48106 and should refer to Project 45768. Address other requests here as well.

#### The Tape Code and Distribution of Responses

All of the variables on a family-unit basis for both 1968 and 1969 that have been created as of this writing are described in the 1968-69 merged family-unit tape code which follows. Variables 1-438 apply to families interviewed in 1968. The percentage distributions for these 1968 variables are weighted and based on all 4802 families interviewed in 1968. Hence these weighted distributions include some families interviewed in 1968 but not in 1969.

Variable 439 is the weight variable, and it is applicable to analyses done on either the 1968 or 1969 year's data. Variable 440 is the dummy variable, described earlier, that separates the 1968 from the 1969 data.

Variables 441-909 apply to families interviewed in 1969. The percentage distributions for these variables are weighted and based on all families interviewed in 1969. Hence, when comparing distributions across years on comparable variables, account should be taken of the fact that the two samples of families differ.

Variables 910-1012 percentage distributions are also based on all families interviewed in 1969. Following the tape code is an index to the code, which should facilitate locating particular variables.

The variables and tape locations for the first 438 variables refer to the 1968-69 merged family tape and the 1968 family tape. For Variables 441-1012, the upper row's variable number and tape location refer to the 1968-69 merged family tape, but the second row's numbers, in parentheses, refer to the 1969 family-unit tape code.



Worksheet 1 (Housing, Cars, and Payments)

| <u>Variable Number</u> | <u>Tape Location</u> | <u>Description and Details</u>                                                                                                                                                                                                                                             |
|------------------------|----------------------|----------------------------------------------------------------------------------------------------------------------------------------------------------------------------------------------------------------------------------------------------------------------------|
| 1                      | 1-3                  | <u>Study number (768)</u>                                                                                                                                                                                                                                                  |
| 2                      | 4-8                  | <u>Sequence number</u> (the last digit of this number is zero for all but 35 cases which were coded 1. These cases are related secondaries about to leave home, who were interviewed separately. Most data tapes omit the 35, so the last digit of this number will be =0) |
| 3                      | 9-12                 | <u>Family number</u> (the first four digits of the sequence number, and kept as the link with later reinterviews, i.e., coded each year for any member of this family who is reinterviewed.                                                                                |
| 4                      | 13                   | <u>Sub-family number</u> (the last digit of the sequence number. This will be 0 except for 35 related secondaries who will be eliminated from most data tapes).                                                                                                            |
| 5                      | 14-18                | <u>House value</u><br>00000 Inap, not a home owner<br>99999 \$99,999 or more<br>(There are no missing data; they were assigned values)                                                                                                                                     |
| 6                      | 19-22                | <u>Property taxes</u> (estimated from house value using data from previous surveys) and region, and central city or suburbs. Rate of taxation on house value was assigned on the basis of data from previous surveys. The assigned tax rates are shown in the table below. |

PROPERTY TAXES/HOUSE VALUE

| Distance from Nearest City of 50,000 or More (Question N11, page 31) | Maine, Vermont, Mass., Rhode Island, N.H., Connecticut, New England (See Interviewer Label) | Other |
|----------------------------------------------------------------------|---------------------------------------------------------------------------------------------|-------|
| 0 - 5                                                                | .025                                                                                        | .020  |
| 5 - 49                                                               | .020                                                                                        | .015  |
| 50 miles or more                                                     | .015                                                                                        | .010  |

Source: E.S. Maynes & J. N. Morgan, "The Effective Role of Real Estate Taxation," R.E. Stat. XXXIX (Feb. 1957), 14-22.

|    |       |                                                                                                                                                                                                                                                                                  |
|----|-------|----------------------------------------------------------------------------------------------------------------------------------------------------------------------------------------------------------------------------------------------------------------------------------|
| 7  | 23    | <u>Accuracy of house value and property taxes</u><br>0 No assignments<br>1 Minor assignments<br>2 Major assignments (probable errors more than \$300 or 10%<br>3 Complex property, requiring allocation of property taxes, etc. between dwelling and other purposes of building. |
| 8  | 24-27 | <u>Annual mortgage payments</u><br>0000 Inap, does not have mortgage payments<br>9999 \$9,999 or more                                                                                                                                                                            |
| 9  | 28    | <u>Accuracy of mortgage payments</u> (See code for Variable 7)                                                                                                                                                                                                                   |
| 10 | 29-32 | <u>Annual rent paid</u><br>0000 Inap, does not pay rent<br>9999 \$9,999 or more                                                                                                                                                                                                  |
| 11 | 33    | <u>Accuracy of rent payments</u><br>0. No assignments<br>1. Minor assignments<br>2. Major assignments (probable errors more than \$300 or 10% of the total)                                                                                                                      |
| 12 | 34-37 | <u>Annual rent value of free housing (for those who neither own nor rent)</u><br>0000 Inap.                                                                                                                                                                                      |
| 13 | 38    | <u>Accuracy of annual rent value of free housing</u><br>(See VII code)                                                                                                                                                                                                           |
| 14 | 39-41 | <u>Annual Utilities Paid</u><br>0000 None<br>9999 \$10,000 or more                                                                                                                                                                                                               |
| 15 | 42    | <u>Accuracy of annual utilities</u><br>(See VII code)                                                                                                                                                                                                                            |
| 16 | 43-46 | <u>Value of Additions and repairs done by R and family</u><br>0000 Did none self<br>9999 \$9,999 or more                                                                                                                                                                         |

|    |       |                                                                                                                                                                      |
|----|-------|----------------------------------------------------------------------------------------------------------------------------------------------------------------------|
| 17 | 47    | <u>Accuracy of V16</u><br>0. No assignments<br>1. Minor assignments<br>2. Major assignments<br><br>4. Work done free of charge by someone<br>outside the family unit |
| 18 | 48-51 | <u>Annual payments on previous additions and repairs<br/>(Debt)</u><br>0000 No payments<br>9999 \$9,999 or more                                                      |
| 19 | 52    | <u>Accuracy of V18 (See V11 code)</u>                                                                                                                                |
| 20 | 53-56 | <u>Annual cost of car insurance</u><br>0000 No insurance (or no car)<br>9999 \$9,999 or more                                                                         |
| 21 | 57    | <u>Accuracy of V20 (See V11 code)</u>                                                                                                                                |
| 22 | 58-61 | <u>Annual payments on car debts</u><br>0000 No car payments<br>9999 \$9,999 or more                                                                                  |
| 23 | 62    | <u>Accuracy of V22 (See V11 code)</u>                                                                                                                                |
| 24 | 63-65 | <u>Amount saved doing own car repairs</u><br>0000 Nothing (or did no repairs)<br>9999 \$9,999 or more                                                                |
| 25 | 66    | <u>Accuracy of V24 (See V17 code)</u>                                                                                                                                |
| 26 | 67-69 | <u>Hours spent repairing car</u><br>000 None<br>999 999 or more                                                                                                      |
| 27 | 70    | <u>Accuracy of V26 (See V11 code)</u>                                                                                                                                |
| 28 | 71-74 | <u>Annual payments on other debts</u><br>0000 No such payments<br>9999 \$9,999 or more                                                                               |
| 29 | 75    | <u>Accuracy of V28 (See V11 code)</u>                                                                                                                                |

Worksheet 2 (Food Expenditures and Food Needs)

| <u>Variable Number</u> | <u>Tape Location</u> | <u>Description and Details</u> |
|------------------------|----------------------|--------------------------------|
|------------------------|----------------------|--------------------------------|

|    |    |                                      |
|----|----|--------------------------------------|
| 30 | 76 | <u>Family size</u><br>9 Nine or more |
|----|----|--------------------------------------|

|    |       |                                                                                                                                                                                                                                                                                                                                   |
|----|-------|-----------------------------------------------------------------------------------------------------------------------------------------------------------------------------------------------------------------------------------------------------------------------------------------------------------------------------------|
| 31 | 77-80 | <u>Annual food standard (Needs)</u><br>This is based on the USDA Low Cost plan estimates of the weekly food costs, according to the table below (reproduced from <u>Family Economics Review</u> March, 1967), summed for the family converted to annual (times 52), and adjusted for economies of scale by USDA rules as follows: |
|----|-------|-----------------------------------------------------------------------------------------------------------------------------------------------------------------------------------------------------------------------------------------------------------------------------------------------------------------------------------|

Single person - add 20%  
Two persons - add 10%  
Three persons - add 5%  
Four persons - no change  
Five persons - deduct 5%  
Six or more persons - deduct 10%

TABLE B. INDIVIDUAL FOOD STANDARD (LOW COST)

| <u>Age</u> | <u>Male</u> | <u>Female</u> |
|------------|-------------|---------------|
| Under 3    | 3.90        | 3.90          |
| 4 - 6      | 4.60        | 4.60          |
| 7 - 9      | 5.50        | 5.50          |
| 10 - 12    | 6.40        | 6.30          |
| 13 - 15    | 7.40        | 6.90          |
| 16 - 20    | 8.70        | 7.20          |
| 21 - 35    | 7.50        | 6.50          |
| 35 - 55    | 6.90        | 6.30          |
| 55 +       | 6.30        | 5.40          |

(This same standard will be used in subsequent years, leaving adjustments for inflation, etc. to users.)

|    |         |                                                                                                                                                                                                                                                                                                                                                                                                                     |
|----|---------|---------------------------------------------------------------------------------------------------------------------------------------------------------------------------------------------------------------------------------------------------------------------------------------------------------------------------------------------------------------------------------------------------------------------|
| 32 | 81-85   | <u>Annual Need Standard</u><br>This is the Orshansky-type poverty threshold, based on the annual food needs standard above, with an additional adjustment for diseconomies of small households (in rent, etc.) and an adjustment for farmers:<br><br>Basically it is: 4.89 times the food needs for single persons<br>3.7 times the food needs for two person units<br>3.0 times the food needs for all other units |
| 33 | 86-88   | <u>Annual expenditures on alcoholic beverages</u><br>000 None<br>999 \$999 or more                                                                                                                                                                                                                                                                                                                                  |
| 34 | 89      | <u>Accuracy of V33</u> (See V11 code)                                                                                                                                                                                                                                                                                                                                                                               |
| 35 | 90-92   | <u>Annual expenditure on cigarettes</u><br>000 None<br>999 \$999 or more                                                                                                                                                                                                                                                                                                                                            |
| 36 | 93      | <u>Accuracy of V35</u> (See V11 code)                                                                                                                                                                                                                                                                                                                                                                               |
| 37 | 94-97   | <u>Annual food expenditures, (corrected to exclude alcohol and cigarettes)</u><br>0000 None<br>9999 \$9,999 or more                                                                                                                                                                                                                                                                                                 |
| 38 | 98      | <u>Accuracy of V37</u> (See V11 code)                                                                                                                                                                                                                                                                                                                                                                               |
| 39 | 99-101  | <u>Saved growing own food (in 1967)</u><br>000 None<br>999 \$999 or more                                                                                                                                                                                                                                                                                                                                            |
| 40 | 102     | <u>Accuracy of V39</u> (See V11 code)                                                                                                                                                                                                                                                                                                                                                                               |
| 41 | 103-105 | <u>Saved sewing own clothes</u><br>000 None<br>999 \$999 or more                                                                                                                                                                                                                                                                                                                                                    |

|    |         |                                                                                               |
|----|---------|-----------------------------------------------------------------------------------------------|
| 42 | 106     | <u>Accuracy of V41</u> (See V11 code)                                                         |
| 43 | 107-109 | <u>Value of free food received on job (annual)</u><br>000 None<br>999 \$999 or more           |
| 44 | 110     | <u>Accuracy of V43</u> (See V11 code)                                                         |
| 45 | 111-113 | <u>Saved by using food stamps</u> (non-money income subsidy)<br>000 None<br>999 \$999 or more |
| 46 | 114     | <u>Accuracy of V45</u> (see V11 code)                                                         |

Worksheet 3 (Time Budgets)

| <u>Variable<br/>Number</u> | <u>Tape<br/>Location</u> | <u>Description and Details</u>                                                                                                                                            |
|----------------------------|--------------------------|---------------------------------------------------------------------------------------------------------------------------------------------------------------------------|
| 47                         | 115-118                  | <u>Head's annual hours working for money</u><br>0000 None<br>9999 9999 or more                                                                                            |
| 48                         | 119                      | <u>Accuracy of V47</u> (See V11 code)                                                                                                                                     |
| 49                         | 120-123                  | Head's non-leisure from unemployment (Annual hours)<br>(Days unemployed times 8)<br>0000 None<br>9999 9999 or more                                                        |
| 50                         | 124                      | <u>Accuracy of V49</u> (See V11 code)                                                                                                                                     |
| 51                         | 125-128                  | <u>Head's non-leisure from illness</u> (Annual hours)<br>(Days ill times 16 for the first 8 weeks and<br>times 8 for time thereafter)<br>0000 None<br>9999 9999 or more   |
| 52                         | 129                      | <u>Accuracy of V51</u> (See V11 code)                                                                                                                                     |
| 53                         | 130-133                  | <u>Wife's annual hours working for money</u><br>0000 None or Inap.<br>9999 9999 or more                                                                                   |
| 54                         | 134                      | <u>Accuracy of V53</u> (See V11 code)                                                                                                                                     |
| 55                         | 135-138                  | <u>Hours of purchased child care</u> (if children under 12<br>and adults all work) (Based on reported cost of<br>child care, assuming \$1 per hour)<br>0000 None or Inap. |
| 56                         | 139                      | <u>Accuracy of V55</u> (See V11 code)                                                                                                                                     |





|    |         |                                                                                                                                                                                                              |
|----|---------|--------------------------------------------------------------------------------------------------------------------------------------------------------------------------------------------------------------|
| 61 | 150-153 | <u>Annual hours spent on home production</u><br>(Work for housing, own additions and repairs, car repairs, growing food, making and mending clothes)                                                         |
| 62 | 154     | <u>Accuracy of V61</u> (See V11 code)                                                                                                                                                                        |
| 63 | 155-158 | Housework by second adult (not wife) who is to be included in calculating leisure per adult. (Extra housework from Table if second adult were treated as spouse.)                                            |
| 64 | 159     | <u>Accuracy of V63</u> (See V11 code)                                                                                                                                                                        |
| 65 | 160-163 | Total non-leisure hours (working, ill, or unemployed) for head and wife (or second adult, Sum of Variables 47, 49, 51, 53, 61, 63)                                                                           |
| 66 | 164     | <u>Accuracy of V65</u> (See V11 code)                                                                                                                                                                        |
| 67 | 165-168 | <u>Work hours of first extra adult (for money)</u>                                                                                                                                                           |
| 68 | 169     | <u>Accuracy of V67</u> (See V11 code)                                                                                                                                                                        |
| 69 | 170-173 | <u>Work hours of second extra adult</u>                                                                                                                                                                      |
| 70 | 174     | <u>Accuracy of V69</u> (See V11 code)                                                                                                                                                                        |
| 71 | 175     | <u>Number of major adults</u><br>(The number of adults for which the total nonleisure hours was calculated)                                                                                                  |
| 72 | 176-179 | Total hours worked for money by anyone other than head and wife                                                                                                                                              |
| 73 | 180-183 | <u>Leisure hours per major adult</u><br>(5840 available hours minus non-leisure, V65) divided by number of major adults, V71)). The source of 5840 is 365 days of 16 hours each, allowing for 8 hours sleep. |

Worksheet 4 (Money Income)

| <u>Variable Number</u> | <u>Tape Location</u> | <u>Description and Details</u>                                                                                                                                                                                                                    |
|------------------------|----------------------|---------------------------------------------------------------------------------------------------------------------------------------------------------------------------------------------------------------------------------------------------|
| 74                     | 184-188              | <u>Head's money income from labor</u><br>(Labor part of farm income and business income, wages, bonuses, overtime, commissions, professional practice, labor part of income from roomers and boarders or business income )                        |
| 75                     | 189-193              | <u>Wife's money income from work</u>                                                                                                                                                                                                              |
| 76                     | 194-198              | <u>Total taxable income of head and wife</u><br>(Asset part of income from farm, business, roomers, etc., plus income from rent, interest dividends, etc., and wife's income from assets plus labor income of head and wife)                      |
| 77                     | 199-203              | <u>Taxable income (from labor or capital) of the person other than head or wife with the highest income</u>                                                                                                                                       |
| 78                     | 204-208              | <u>Taxable income of other person with next highest income</u>                                                                                                                                                                                    |
| 79                     | 209-213              | <u>Taxable income of all earners, other than head and wife.</u>                                                                                                                                                                                   |
| 80                     | 214-218              | <u>Aid to Dependent Children, Aid to Dependent Children with Unemployed Fathers (ADC, ADCU) for the entire family. This is part of transfer income.</u>                                                                                           |
| 81                     | 219-223              | <u>TOTAL FAMILY MONEY INCOME</u><br>This is the sum of V76, 79, 80 plus transfer income other than ADC, ADCU. (Total transfer income is available by subtracting Variables 76 and 79 from Variable 81.)                                           |
| 82                     | 224-227              | <u>Contributions made to outside dependents (outside the dwelling)</u><br>(This is an out-transfer which could be deducted from income, and is in one variant developed in the 1969 wave.)<br><br>0000 None<br>9998 \$10,000 or more<br>9999 N.A. |

NOTE: This is the only variable on the worksheets where missing data were not assigned

|    |         |                                                                                                                                                                                                                                                                                                            |
|----|---------|------------------------------------------------------------------------------------------------------------------------------------------------------------------------------------------------------------------------------------------------------------------------------------------------------------|
| 83 | 228-232 | <u>Total family income taxes paid</u><br>This is estimated by editors on the basis of taxable income, number of exemptions (taking account of those over 65 or blind), using tables for single, married, and head of household which incorporate the average deductions from <u>Statistics of Income</u> . |
| 84 | 233-237 | <u>Cost of income</u><br>This is the sum of income taxes, cost of child care if all adults work, and union dues.                                                                                                                                                                                           |
| 85 | 238     | <u>Accuracy of V74</u> (See V11 code)                                                                                                                                                                                                                                                                      |
| 86 | 239     | <u>Accuracy of V75</u> (See V11 code)                                                                                                                                                                                                                                                                      |
| 87 | 240     | <u>Accuracy of V76</u> (See V11 code)                                                                                                                                                                                                                                                                      |
| 88 | 241     | <u>Accuracy of V77</u> (See V11 code)                                                                                                                                                                                                                                                                      |
| 89 | 242     | <u>Accuracy of V78</u> (See V11 code)                                                                                                                                                                                                                                                                      |
| 90 | 243     | <u>Accuracy of V80</u> (See V11 code)                                                                                                                                                                                                                                                                      |
| 91 | 244     | <u>Accuracy of V82</u> (See V11 code)                                                                                                                                                                                                                                                                      |

92

245-247

Survey Research Center identifying number  
of primary sampling unit (county or cluster  
of counties)

---

|                                            | <u>Hundreds Digit</u> | <u>Units Digit</u> | <u>Area Designated</u>                                                                                |
|--------------------------------------------|-----------------------|--------------------|-------------------------------------------------------------------------------------------------------|
| Twelve<br>Largest<br>Metropolitan<br>Areas | 2                     | 1 or 2             | Central cities in the Northeast<br>of large metropolitan areas                                        |
|                                            | 2                     | 3 or 4             | Suburban areas of large metropolitan<br>areas in the Northeast                                        |
|                                            | 1                     | 1 or 2             | Central cities of large metro areas,<br>North Central                                                 |
|                                            | 1                     | 3 or 4             | Suburbs of large metro areas,<br>North Central                                                        |
|                                            | 3                     | 1 or 2             | Central cities of large metro areas,<br>South                                                         |
|                                            | 3                     | 3 or 4             | Suburbs of large metro areas, South                                                                   |
|                                            | 0                     | 1 or 2             | Central cities of large metro<br>areas, West                                                          |
|                                            | 0                     | 3 or 4             | Suburbs of large metro areas, West                                                                    |
| Rest of the<br>Country                     | 9                     | 5, 6, 9            | Northeast, area is a Standard<br>Metropolitan Statistical Area<br>(contains a city of 50,000 or more) |
|                                            | 9                     | 7, 8               | Northeast, not SMSA                                                                                   |
|                                            | 6, 7                  | 5, 6, 9            | North central, area contains a SMSA                                                                   |
|                                            | 6, 7                  | 7, 8               | North central, no SMSA in area                                                                        |
|                                            | 3, 4, 5               | 5, 6, 9            | South, SMSA                                                                                           |
|                                            | 3, 4, 5               | 7, 8               | South, not a SMSA                                                                                     |
|                                            | 8                     | 5, 6, 9            | West, SMSA                                                                                            |
|                                            | 8                     | 7, 8               | West, not a SMSA                                                                                      |

This is coded even for the Census sample, but there is a  
separate Census Primary Sampling Unit designation (See  
Variable 132)

- 93            248-249            State where lives now

Alphabetically 01 = Alabama to 49 = Wyoming, (but 50 = Alaska and 51 = Hawaii, though they do not appear)

This and the county code are from U.S. General Services Administration Geographical Location Codes, (Office of Finance) October 1966, Washington, D.C.
- 94            250-252            County where lives now (See above)

This is usable only with V93, counties being numbered starting with 001 within each state.
- 95            253                Local place (size of largest city)

|             |   |                                                           |                                                                                         |
|-------------|---|-----------------------------------------------------------|-----------------------------------------------------------------------------------------|
| 34.4        | 1 | Largest city in primary sampling units is 500,000 or more |                                                                                         |
| 19.9        | 2 | 100,000 - 499,999                                         |                                                                                         |
| 11.3        | 3 | 50,000 - 99,999                                           |                                                                                         |
| 7.1         | 4 | 25,000 - 49,999                                           | Codes 4, 5, 6 are thus PSU's not encompassing a standard metropolitan statistical area. |
| 10.5        | 5 | 10,000 - 24,999                                           |                                                                                         |
| <u>16.9</u> | 6 | Less than 10,000                                          |                                                                                         |
| 100.0       |   |                                                           |                                                                                         |
- 96            254                Detailed SRC place code  
for SRC sample and in Census sample = family identification number (in case there were two families in a dwelling)

---
- 97            255-263            Interviewers social security number
- 98            264-265            Interviewers interview number (the interviewer numbers interviews she takes sequentially, starting with 01).
- 99            266                Date of interview

|            |   |                  |
|------------|---|------------------|
| 4.4        | 1 | March 4-17       |
| 10.1       | 2 | March 18-31      |
| 12.4       | 3 | April 1-14       |
| 16.9       | 4 | April 15-28      |
| 18.5       | 5 | April 29-May 12  |
| 19.9       | 6 | May 13-May 26    |
| 11.6       | 7 | May 27-June 9    |
| <u>6.1</u> | 8 | June 10 or later |
| 99.9       |   |                  |

| <u>Variable Number</u> | <u>Tape Location</u> | <u>Description and Details</u>                                                                                                                                                                                                                                  |
|------------------------|----------------------|-----------------------------------------------------------------------------------------------------------------------------------------------------------------------------------------------------------------------------------------------------------------|
| 100                    | 267-269              | 5. <u>Length of Interview</u><br>Code actual number of MINUTES (e.g. 1 hour and 10 minutes = 70 minutes)<br>999 Not Ascertained                                                                                                                                 |
| 101                    | 270                  | A2. <u>When did you move into this (house/apartment)?</u><br>8.7 0 1943 or earlier<br>13.7 1 1944 - 1953<br>11.7 2 1954 - 1958<br>18.8 3 1959 - 1963<br>5.2 4 1964<br>8.3 5 1965<br>10.3 6 1966<br>15.9 7 1967<br>7.2 8 1968<br><u>0.1</u> 9 NA, D.K.<br>99.9   |
| 102                    | 271                  | A3. <u>How many rooms do you have here for your family (not counting bathrooms)?</u><br>1.4 1 One 21.5 6 Six<br>2.5 2 Two 10.0 7 Seven<br>9.8 3 Three 8.5 8 Eight or more<br>20.6 4 Four 1.3 9 N.A., D.K.<br>24.3 5 Five <u>0.0</u> 0 None, shares room<br>99.9 |
| 103                    | 272                  | A4. <u>Do you (FU) own this home or pay rent or what?</u><br>61.5 1 Owns home (or trailer, fully or jointly)<br>34.7 5 Rents (or shares rent)<br><u>3.8</u> 8 Neither (owns nor rents)<br>100.0                                                                 |
| 104                    | 273                  | A7, A10. <u>Do you have a mortgage on this property? Do you also have a second mortgage?</u><br>33.6 1 First mortgage only<br>1.3 2 Two mortgages<br>26.4 5 No mortgage<br><u>38.6</u> 0 Inap.<br>99.9                                                          |

|     |             |                                                                                                                        |
|-----|-------------|------------------------------------------------------------------------------------------------------------------------|
| 105 | 274         | A14. (IF NEITHER) How is that?                                                                                         |
|     | 0.2         | 1 Servant; housekeeper                                                                                                 |
|     | 0.6         | 2 Farm laborer                                                                                                         |
|     | 1.2         | 3 Other person for whom housing is part of compensation (janitors, gardeners, nurses, etc.)                            |
|     | 1.3         | 4 Persons for whom housing is a gift, paid for by someone outside of FU, owned by relative, pays no rent or only taxes |
|     | 0.1         | 5 Sold own home, but still living there                                                                                |
|     | 0.1         | 6 Living in house which will inherit; estate in process                                                                |
|     | 0.0         | 7 Living in temporary quarters (garage, shed, etc.) while home is under construction                                   |
|     | 0.2         | 8 Other                                                                                                                |
|     | <u>96.3</u> | 0 Inap.                                                                                                                |
|     | 100.0       |                                                                                                                        |

|     |            |                                                                                                                         |
|-----|------------|-------------------------------------------------------------------------------------------------------------------------|
| 106 | 275        | A15. <u>Do you do some work in return for housing? (What?)</u>                                                          |
|     | 97.5       | 0 No, do no work or Inap.                                                                                               |
|     | 0.1        | 1 Do work worth about 20% of rental value (1-2 hours a week)                                                            |
|     | 0.0        | 2 40%, "some" general maintenance of DU (3-4 hours a week)                                                              |
|     | 0.1        | 3 60%, maintenance of 1-3 other DU's, as well, or substantial maintenance and repairs on own DU (5-6 hours a week)      |
|     | 0.0        | 4 80%, substantial maintenance and repairs of other DU's as well or substantial renovation of own DU (7-8 hours a week) |
|     | 0.5        | 5 Do work worth 100% of rental value (maintenance of apartment building)                                                |
|     | <u>1.8</u> | 6 Housing is part of job - tenant farmer, domestic                                                                      |
|     | 100.0      |                                                                                                                         |

|     |            |                                                                                                                        |
|-----|------------|------------------------------------------------------------------------------------------------------------------------|
| 107 | 276        | A19. <u>Did you have any work done on the (house/apartment) during the last year, or do any work on it yourselves?</u> |
|     | 43.9       | 1 Yes                                                                                                                  |
|     | 56.0       | 5 No                                                                                                                   |
|     | <u>0.1</u> | 9 N.A.                                                                                                                 |
|     | 100.0      |                                                                                                                        |

|     |             |                                                                                                                          |
|-----|-------------|--------------------------------------------------------------------------------------------------------------------------|
| 108 | 277         | A20. <u>What was done?</u>                                                                                               |
|     | 13.1        | 1 Simple repairs, painting (little skill)                                                                                |
|     | 5.6         | 2 Moderately complex things (carpeting, new faucets, heater repair, installation of ready-made things) N.A. how complex  |
|     | 13.7        | 3 Fairly complex, one trade-skill (roofing, eaves trough, siding, carpentry)                                             |
|     | 5.3         | 4 Extensive repairs requiring several skills (electrical work, finish off the attic, alter room-divisions, masonry work. |
|     | 5.6         | 5 Very complex additions or alterations requiring several difficult skills, or rare skills such as plumbing, add a room. |
|     | 0.5         | 9 N.A., D.K.                                                                                                             |
|     | <u>56.1</u> | 0 Inap.                                                                                                                  |
|     | 99.9        |                                                                                                                          |
| 109 | 278         | A21-22. <u>Did you or your family do any of it? (If yes) What did you do?-</u>                                           |
|     | 12.6        | 1 Simple repairs, painting (little skill)                                                                                |
|     | 3.7         | 2 Moderately complex things (carpeting, new faucets, heater repair, installation of ready-made things) N.A. how complex  |
|     | 8.4         | 3 Fairly complex, one trade-skill (roofing, eaves trough, siding, carpentry)                                             |
|     | 3.4         | 4 Extensive repairs requiring several skills (electrical work, finish off the attic, alter room-divisions, masonry work  |
|     | 3.1         | 5 Very complex additions or alterations requiring several difficult skills, or rare skills such as plumbing, add a room  |
|     | 0.4         | 9 N.A., D.K.                                                                                                             |
|     | <u>68.5</u> | 0 Inap., did not do any of it themselves, or did not have anything done                                                  |
|     | 100.1       |                                                                                                                          |
| 110 | 279         | A25-26. <u>Do you still owe anything on it? (If yes) -Is it included in your mortgage?</u>                               |
|     | 0.8         | 1 Yes, owe, and yes included in mortgage                                                                                 |
|     | 2.1         | 3 Yes, owe, but no included in mortgage (or N.A. whether included)                                                       |
|     | 40.1        | 5 No, do not owe on additions and repairs                                                                                |
|     | 0.7         | 9 N.A., D.K.                                                                                                             |
|     | <u>56.4</u> | 0 Inap., did no additions or repairs                                                                                     |
|     | 100.1       |                                                                                                                          |



|     |             |                                                                                                                              |
|-----|-------------|------------------------------------------------------------------------------------------------------------------------------|
| 111 | 280         | A28. Do you think you might move in the next<br><u>couple of years?</u>                                                      |
|     | 23.2        | 1 Yes, will move                                                                                                             |
|     | 6.1         | 2 Probably will; "Yes, I might"                                                                                              |
|     | 8.2         | 3 Pro-Con, <u>Do not know</u> , It all depends,<br>maybe                                                                     |
|     | 2.4         | 4 Probably not, not likely                                                                                                   |
|     | 59.7        | 5 No, never                                                                                                                  |
|     | <u>0.4</u>  | 9 N.A.                                                                                                                       |
|     | 100.0       |                                                                                                                              |
| 112 | 281         | A29. <u>Why might you move?</u>                                                                                              |
|     | 5.5         | 1 Purposive productive reasons, to take<br>another job, to get nearer work                                                   |
|     | 19.8        | 2 Purposive consumption reasons - more or<br>less space, less rent, better neighborhood,<br>want to own a home, better house |
|     | 6.4         | 3 Ambiguous, cannot tell whether purposive or<br>response to outside events; other                                           |
|     | 4.2         | 4 Response to outside events, involuntary<br>reasons (DU coming down, being evicted),<br>armed services, etc.                |
|     | 1.4         | 9 N.A.                                                                                                                       |
|     | <u>62.7</u> | 0 Inap.                                                                                                                      |
|     | 100.0       |                                                                                                                              |
| 113 | 282-283     | B1. <u>How many people live here altogether?</u>                                                                             |
|     |             | CODE ACTUAL NUMBER                                                                                                           |
|     |             | 02 2                                                                                                                         |
|     |             | 10 10                                                                                                                        |
|     |             | 99 N.A.                                                                                                                      |

114

284

Household Compositioq (from Q's B1 and B2)

- 86.8 1 Head, wife and children
- 8.4 2 FU includes other related people - grandparents, grandchildren and in-laws
- 0.6 3 FU includes unrelated people  
Unrelated persons who permanently pool finances with the family were included in the family unit for the cross-section sample.
- 2.7 4 PRIMARY IN A DU INCLUDING SECONDARIES  
The listing box includes someone labeled as Roomer, Boarder, Friend, Roommate, etc. In such cases the number of people in the FU is smaller than the number in the DU
- 1.1 5 SECONDARIES  
The Roomer, Boarder, Friend, etc. from the household whose head is coded 4  
  
In the Census Sample, some secondaries will be included in the sample while the primaries are not. Also, there will be some persons from the Census Sample who have moved in with relatives who are not in the sample. If they are not pooling finances, they will be coded 4 as if they were unrelated secondaries.
- 0.0 6 Sub families - final digit of ID# is 1, 2, 3, etc. These are related persons who are included in the primary family FU but who had substantial (>\$2000) income last year, didn't pool it with the family, and are likely to move out. The sub-family interview applies to a sub-unit (a head's son and daughter-in-law, for instance) are included in the sub-family FU.
- 0.4 7 Special case for Census movers  
100.0 This person or family was in the Census Sample in spring 1967 but has since moved in with another family which is not in the sample. They pool income and expenses, so all are included in this year's FU.  
  
Usually in these cases the interview will have been taken with the head of the sample family, and the non-sample member of the new enlarged FU will be included on pages 22 and 23.

|     |         |                                                                                                                          |
|-----|---------|--------------------------------------------------------------------------------------------------------------------------|
| 115 | 285-286 | Number of people (children plus adults) in this<br><u>FAMILY UNIT</u>                                                    |
|     |         | CODE ACTUAL NUMBER                                                                                                       |
|     |         | 02 2                                                                                                                     |
|     |         | 10 10                                                                                                                    |
|     |         | 99 N.A.                                                                                                                  |
| 116 | 287     | Number of Adults in this Family Unit (from<br>listing box) (Adults are persons 18 years and<br>older or who are married) |
|     |         | 22.5 1 One                                                                                                               |
|     |         | 62.7 2 TWO                                                                                                               |
|     |         | 10.9 3 Three                                                                                                             |
|     |         | 3.1 4 Four                                                                                                               |
|     |         | 0.6 5 Five                                                                                                               |
|     |         | 0.1 6 Six                                                                                                                |
|     |         | 0.0 7 Seven                                                                                                              |
|     |         | 0.0 8 Eight or more                                                                                                      |
|     |         | <u>0.0</u> 9 N.A.                                                                                                        |
|     |         | 99.9                                                                                                                     |
| 117 | 288-289 | B2. <u>Age of head of Family Unit</u>                                                                                    |
|     |         | Up to 96 Actual age in years                                                                                             |
|     |         | 97 97 years or older                                                                                                     |
|     |         | 99 N.A.                                                                                                                  |
| 118 | 290-291 | B2. <u>Age of Wife of Head</u>                                                                                           |
|     |         | Up to 96 Actual age in years                                                                                             |
|     |         | 97 97 years or older                                                                                                     |
|     |         | 99 N.A.                                                                                                                  |
|     |         | 00 Head of FU is not married                                                                                             |
| 119 | 292     | B2. <u>Sex of Head of Family Unit</u>                                                                                    |
|     |         | 79.0 1 Male                                                                                                              |
|     |         | 21.0 2 Female                                                                                                            |
|     |         | <u>0.0</u> 9 N.A.                                                                                                        |
|     |         | 100.0                                                                                                                    |

|             |     |                                                                                                                                                                                                                                                                                                                                                                                                                                                                                                                                                                                                                                                                                                                                                                                                                                                                                                                                         |            |   |                     |     |   |      |      |                          |     |     |     |     |                          |   |     |     |   |                          |     |   |       |     |                          |       |     |     |      |                          |   |      |     |   |                           |      |  |     |   |                         |  |  |     |   |               |  |  |             |   |                            |  |  |       |  |  |  |  |
|-------------|-----|-----------------------------------------------------------------------------------------------------------------------------------------------------------------------------------------------------------------------------------------------------------------------------------------------------------------------------------------------------------------------------------------------------------------------------------------------------------------------------------------------------------------------------------------------------------------------------------------------------------------------------------------------------------------------------------------------------------------------------------------------------------------------------------------------------------------------------------------------------------------------------------------------------------------------------------------|------------|---|---------------------|-----|---|------|------|--------------------------|-----|-----|-----|-----|--------------------------|---|-----|-----|---|--------------------------|-----|---|-------|-----|--------------------------|-------|-----|-----|------|--------------------------|---|------|-----|---|---------------------------|------|--|-----|---|-------------------------|--|--|-----|---|---------------|--|--|-------------|---|----------------------------|--|--|-------|--|--|--|--|
| 120         | 293 | <p><u>How old are they?</u></p> <p>Age of YOUNGEST CHILD UNDER 18 IN FU (children at home only)</p>                                                                                                                                                                                                                                                                                                                                                                                                                                                                                                                                                                                                                                                                                                                                                                                                                                     |            |   |                     |     |   |      |      |                          |     |     |     |     |                          |   |     |     |   |                          |     |   |       |     |                          |       |     |     |      |                          |   |      |     |   |                           |      |  |     |   |                         |  |  |     |   |               |  |  |             |   |                            |  |  |       |  |  |  |  |
|             |     | <table border="0"> <tr><td>10.0</td><td>1</td><td>Less than two years</td><td></td><td></td></tr> <tr><td>4.8</td><td>2</td><td>2 years up to 2.99 years</td><td></td><td></td></tr> <tr><td>4.4</td><td>3</td><td>3 years up to 3.99 years</td><td></td><td></td></tr> <tr><td>3.8</td><td>4</td><td>4 years up to 4.99 years</td><td></td><td></td></tr> <tr><td>3.3</td><td>5</td><td>5 years up to 5.99 years</td><td></td><td></td></tr> <tr><td>7.6</td><td>6</td><td>6 years up to 8.99 years</td><td></td><td></td></tr> <tr><td>9.7</td><td>7</td><td>9 years up to 13.99 years</td><td></td><td></td></tr> <tr><td>7.3</td><td>8</td><td>14 years up to 18 years</td><td></td><td></td></tr> <tr><td>0.0</td><td>9</td><td>N.A.</td><td></td><td></td></tr> <tr><td><u>49.1</u></td><td>0</td><td>No children under 18 in FU</td><td></td><td></td></tr> <tr><td>100.0</td><td></td><td></td><td></td><td></td></tr> </table> | 10.0       | 1 | Less than two years |     |   | 4.8  | 2    | 2 years up to 2.99 years |     |     | 4.4 | 3   | 3 years up to 3.99 years |   |     | 3.8 | 4 | 4 years up to 4.99 years |     |   | 3.3   | 5   | 5 years up to 5.99 years |       |     | 7.6 | 6    | 6 years up to 8.99 years |   |      | 9.7 | 7 | 9 years up to 13.99 years |      |  | 7.3 | 8 | 14 years up to 18 years |  |  | 0.0 | 9 | N.A.          |  |  | <u>49.1</u> | 0 | No children under 18 in FU |  |  | 100.0 |  |  |  |  |
| 10.0        | 1   | Less than two years                                                                                                                                                                                                                                                                                                                                                                                                                                                                                                                                                                                                                                                                                                                                                                                                                                                                                                                     |            |   |                     |     |   |      |      |                          |     |     |     |     |                          |   |     |     |   |                          |     |   |       |     |                          |       |     |     |      |                          |   |      |     |   |                           |      |  |     |   |                         |  |  |     |   |               |  |  |             |   |                            |  |  |       |  |  |  |  |
| 4.8         | 2   | 2 years up to 2.99 years                                                                                                                                                                                                                                                                                                                                                                                                                                                                                                                                                                                                                                                                                                                                                                                                                                                                                                                |            |   |                     |     |   |      |      |                          |     |     |     |     |                          |   |     |     |   |                          |     |   |       |     |                          |       |     |     |      |                          |   |      |     |   |                           |      |  |     |   |                         |  |  |     |   |               |  |  |             |   |                            |  |  |       |  |  |  |  |
| 4.4         | 3   | 3 years up to 3.99 years                                                                                                                                                                                                                                                                                                                                                                                                                                                                                                                                                                                                                                                                                                                                                                                                                                                                                                                |            |   |                     |     |   |      |      |                          |     |     |     |     |                          |   |     |     |   |                          |     |   |       |     |                          |       |     |     |      |                          |   |      |     |   |                           |      |  |     |   |                         |  |  |     |   |               |  |  |             |   |                            |  |  |       |  |  |  |  |
| 3.8         | 4   | 4 years up to 4.99 years                                                                                                                                                                                                                                                                                                                                                                                                                                                                                                                                                                                                                                                                                                                                                                                                                                                                                                                |            |   |                     |     |   |      |      |                          |     |     |     |     |                          |   |     |     |   |                          |     |   |       |     |                          |       |     |     |      |                          |   |      |     |   |                           |      |  |     |   |                         |  |  |     |   |               |  |  |             |   |                            |  |  |       |  |  |  |  |
| 3.3         | 5   | 5 years up to 5.99 years                                                                                                                                                                                                                                                                                                                                                                                                                                                                                                                                                                                                                                                                                                                                                                                                                                                                                                                |            |   |                     |     |   |      |      |                          |     |     |     |     |                          |   |     |     |   |                          |     |   |       |     |                          |       |     |     |      |                          |   |      |     |   |                           |      |  |     |   |                         |  |  |     |   |               |  |  |             |   |                            |  |  |       |  |  |  |  |
| 7.6         | 6   | 6 years up to 8.99 years                                                                                                                                                                                                                                                                                                                                                                                                                                                                                                                                                                                                                                                                                                                                                                                                                                                                                                                |            |   |                     |     |   |      |      |                          |     |     |     |     |                          |   |     |     |   |                          |     |   |       |     |                          |       |     |     |      |                          |   |      |     |   |                           |      |  |     |   |                         |  |  |     |   |               |  |  |             |   |                            |  |  |       |  |  |  |  |
| 9.7         | 7   | 9 years up to 13.99 years                                                                                                                                                                                                                                                                                                                                                                                                                                                                                                                                                                                                                                                                                                                                                                                                                                                                                                               |            |   |                     |     |   |      |      |                          |     |     |     |     |                          |   |     |     |   |                          |     |   |       |     |                          |       |     |     |      |                          |   |      |     |   |                           |      |  |     |   |                         |  |  |     |   |               |  |  |             |   |                            |  |  |       |  |  |  |  |
| 7.3         | 8   | 14 years up to 18 years                                                                                                                                                                                                                                                                                                                                                                                                                                                                                                                                                                                                                                                                                                                                                                                                                                                                                                                 |            |   |                     |     |   |      |      |                          |     |     |     |     |                          |   |     |     |   |                          |     |   |       |     |                          |       |     |     |      |                          |   |      |     |   |                           |      |  |     |   |                         |  |  |     |   |               |  |  |             |   |                            |  |  |       |  |  |  |  |
| 0.0         | 9   | N.A.                                                                                                                                                                                                                                                                                                                                                                                                                                                                                                                                                                                                                                                                                                                                                                                                                                                                                                                                    |            |   |                     |     |   |      |      |                          |     |     |     |     |                          |   |     |     |   |                          |     |   |       |     |                          |       |     |     |      |                          |   |      |     |   |                           |      |  |     |   |                         |  |  |     |   |               |  |  |             |   |                            |  |  |       |  |  |  |  |
| <u>49.1</u> | 0   | No children under 18 in FU                                                                                                                                                                                                                                                                                                                                                                                                                                                                                                                                                                                                                                                                                                                                                                                                                                                                                                              |            |   |                     |     |   |      |      |                          |     |     |     |     |                          |   |     |     |   |                          |     |   |       |     |                          |       |     |     |      |                          |   |      |     |   |                           |      |  |     |   |                         |  |  |     |   |               |  |  |             |   |                            |  |  |       |  |  |  |  |
| 100.0       |     |                                                                                                                                                                                                                                                                                                                                                                                                                                                                                                                                                                                                                                                                                                                                                                                                                                                                                                                                         |            |   |                     |     |   |      |      |                          |     |     |     |     |                          |   |     |     |   |                          |     |   |       |     |                          |       |     |     |      |                          |   |      |     |   |                           |      |  |     |   |                         |  |  |     |   |               |  |  |             |   |                            |  |  |       |  |  |  |  |
| 121         | 294 | <p>B3. <u>Is he/she in school? (Code number of children in FU in school and living at home) (exclude in-laws)</u></p>                                                                                                                                                                                                                                                                                                                                                                                                                                                                                                                                                                                                                                                                                                                                                                                                                   |            |   |                     |     |   |      |      |                          |     |     |     |     |                          |   |     |     |   |                          |     |   |       |     |                          |       |     |     |      |                          |   |      |     |   |                           |      |  |     |   |                         |  |  |     |   |               |  |  |             |   |                            |  |  |       |  |  |  |  |
|             |     | <table border="0"> <tr><td>59.0</td><td>0</td><td>None, no</td><td>2.0</td><td>5</td><td>Five</td></tr> <tr><td>13.1</td><td>1</td><td>One</td><td>0.6</td><td>6</td><td>Six</td></tr> <tr><td>12.3</td><td>2</td><td>Two</td><td>0.4</td><td>7</td><td>Seven</td></tr> <tr><td>8.0</td><td>3</td><td>Three</td><td>0.3</td><td>8</td><td>Eight</td></tr> <tr><td>4.0</td><td>4</td><td>Four</td><td><u>0.2</u></td><td>9</td><td>Nine</td></tr> <tr><td></td><td></td><td></td><td>99.9</td><td></td><td></td></tr> </table>                                                                                                                                                                                                                                                                                                                                                                                                           | 59.0       | 0 | None, no            | 2.0 | 5 | Five | 13.1 | 1                        | One | 0.6 | 6   | Six | 12.3                     | 2 | Two | 0.4 | 7 | Seven                    | 8.0 | 3 | Three | 0.3 | 8                        | Eight | 4.0 | 4   | Four | <u>0.2</u>               | 9 | Nine |     |   |                           | 99.9 |  |     |   |                         |  |  |     |   |               |  |  |             |   |                            |  |  |       |  |  |  |  |
| 59.0        | 0   | None, no                                                                                                                                                                                                                                                                                                                                                                                                                                                                                                                                                                                                                                                                                                                                                                                                                                                                                                                                | 2.0        | 5 | Five                |     |   |      |      |                          |     |     |     |     |                          |   |     |     |   |                          |     |   |       |     |                          |       |     |     |      |                          |   |      |     |   |                           |      |  |     |   |                         |  |  |     |   |               |  |  |             |   |                            |  |  |       |  |  |  |  |
| 13.1        | 1   | One                                                                                                                                                                                                                                                                                                                                                                                                                                                                                                                                                                                                                                                                                                                                                                                                                                                                                                                                     | 0.6        | 6 | Six                 |     |   |      |      |                          |     |     |     |     |                          |   |     |     |   |                          |     |   |       |     |                          |       |     |     |      |                          |   |      |     |   |                           |      |  |     |   |                         |  |  |     |   |               |  |  |             |   |                            |  |  |       |  |  |  |  |
| 12.3        | 2   | Two                                                                                                                                                                                                                                                                                                                                                                                                                                                                                                                                                                                                                                                                                                                                                                                                                                                                                                                                     | 0.4        | 7 | Seven               |     |   |      |      |                          |     |     |     |     |                          |   |     |     |   |                          |     |   |       |     |                          |       |     |     |      |                          |   |      |     |   |                           |      |  |     |   |                         |  |  |     |   |               |  |  |             |   |                            |  |  |       |  |  |  |  |
| 8.0         | 3   | Three                                                                                                                                                                                                                                                                                                                                                                                                                                                                                                                                                                                                                                                                                                                                                                                                                                                                                                                                   | 0.3        | 8 | Eight               |     |   |      |      |                          |     |     |     |     |                          |   |     |     |   |                          |     |   |       |     |                          |       |     |     |      |                          |   |      |     |   |                           |      |  |     |   |                         |  |  |     |   |               |  |  |             |   |                            |  |  |       |  |  |  |  |
| 4.0         | 4   | Four                                                                                                                                                                                                                                                                                                                                                                                                                                                                                                                                                                                                                                                                                                                                                                                                                                                                                                                                    | <u>0.2</u> | 9 | Nine                |     |   |      |      |                          |     |     |     |     |                          |   |     |     |   |                          |     |   |       |     |                          |       |     |     |      |                          |   |      |     |   |                           |      |  |     |   |                         |  |  |     |   |               |  |  |             |   |                            |  |  |       |  |  |  |  |
|             |     |                                                                                                                                                                                                                                                                                                                                                                                                                                                                                                                                                                                                                                                                                                                                                                                                                                                                                                                                         | 99.9       |   |                     |     |   |      |      |                          |     |     |     |     |                          |   |     |     |   |                          |     |   |       |     |                          |       |     |     |      |                          |   |      |     |   |                           |      |  |     |   |                         |  |  |     |   |               |  |  |             |   |                            |  |  |       |  |  |  |  |
| 122         | 295 | <p>B6-7. <u>Number of children of Head under 25 not living with parents</u></p>                                                                                                                                                                                                                                                                                                                                                                                                                                                                                                                                                                                                                                                                                                                                                                                                                                                         |            |   |                     |     |   |      |      |                          |     |     |     |     |                          |   |     |     |   |                          |     |   |       |     |                          |       |     |     |      |                          |   |      |     |   |                           |      |  |     |   |                         |  |  |     |   |               |  |  |             |   |                            |  |  |       |  |  |  |  |
|             |     | <table border="0"> <tr><td>81.3</td><td>0</td><td>None</td><td></td><td></td></tr> <tr><td>12.1</td><td>1</td><td>One</td><td></td><td></td></tr> <tr><td>4.8</td><td>2</td><td>Two</td><td></td><td></td></tr> <tr><td>1.3</td><td>3</td><td>Three</td><td></td><td></td></tr> <tr><td>0.3</td><td>4</td><td>Four</td><td></td><td></td></tr> <tr><td>0.1</td><td>5</td><td>Five</td><td></td><td></td></tr> <tr><td>0.0</td><td>6</td><td>Six</td><td></td><td></td></tr> <tr><td>0.0</td><td>7</td><td>Seven</td><td></td><td></td></tr> <tr><td>0.0</td><td>8</td><td>Eight or more</td><td></td><td></td></tr> <tr><td><u>0.1</u></td><td>9</td><td>Not Ascertained</td><td></td><td></td></tr> <tr><td>100.0</td><td></td><td></td><td></td><td></td></tr> </table>                                                                                                                                                               | 81.3       | 0 | None                |     |   | 12.1 | 1    | One                      |     |     | 4.8 | 2   | Two                      |   |     | 1.3 | 3 | Three                    |     |   | 0.3   | 4   | Four                     |       |     | 0.1 | 5    | Five                     |   |      | 0.0 | 6 | Six                       |      |  | 0.0 | 7 | Seven                   |  |  | 0.0 | 8 | Eight or more |  |  | <u>0.1</u>  | 9 | Not Ascertained            |  |  | 100.0 |  |  |  |  |
| 81.3        | 0   | None                                                                                                                                                                                                                                                                                                                                                                                                                                                                                                                                                                                                                                                                                                                                                                                                                                                                                                                                    |            |   |                     |     |   |      |      |                          |     |     |     |     |                          |   |     |     |   |                          |     |   |       |     |                          |       |     |     |      |                          |   |      |     |   |                           |      |  |     |   |                         |  |  |     |   |               |  |  |             |   |                            |  |  |       |  |  |  |  |
| 12.1        | 1   | One                                                                                                                                                                                                                                                                                                                                                                                                                                                                                                                                                                                                                                                                                                                                                                                                                                                                                                                                     |            |   |                     |     |   |      |      |                          |     |     |     |     |                          |   |     |     |   |                          |     |   |       |     |                          |       |     |     |      |                          |   |      |     |   |                           |      |  |     |   |                         |  |  |     |   |               |  |  |             |   |                            |  |  |       |  |  |  |  |
| 4.8         | 2   | Two                                                                                                                                                                                                                                                                                                                                                                                                                                                                                                                                                                                                                                                                                                                                                                                                                                                                                                                                     |            |   |                     |     |   |      |      |                          |     |     |     |     |                          |   |     |     |   |                          |     |   |       |     |                          |       |     |     |      |                          |   |      |     |   |                           |      |  |     |   |                         |  |  |     |   |               |  |  |             |   |                            |  |  |       |  |  |  |  |
| 1.3         | 3   | Three                                                                                                                                                                                                                                                                                                                                                                                                                                                                                                                                                                                                                                                                                                                                                                                                                                                                                                                                   |            |   |                     |     |   |      |      |                          |     |     |     |     |                          |   |     |     |   |                          |     |   |       |     |                          |       |     |     |      |                          |   |      |     |   |                           |      |  |     |   |                         |  |  |     |   |               |  |  |             |   |                            |  |  |       |  |  |  |  |
| 0.3         | 4   | Four                                                                                                                                                                                                                                                                                                                                                                                                                                                                                                                                                                                                                                                                                                                                                                                                                                                                                                                                    |            |   |                     |     |   |      |      |                          |     |     |     |     |                          |   |     |     |   |                          |     |   |       |     |                          |       |     |     |      |                          |   |      |     |   |                           |      |  |     |   |                         |  |  |     |   |               |  |  |             |   |                            |  |  |       |  |  |  |  |
| 0.1         | 5   | Five                                                                                                                                                                                                                                                                                                                                                                                                                                                                                                                                                                                                                                                                                                                                                                                                                                                                                                                                    |            |   |                     |     |   |      |      |                          |     |     |     |     |                          |   |     |     |   |                          |     |   |       |     |                          |       |     |     |      |                          |   |      |     |   |                           |      |  |     |   |                         |  |  |     |   |               |  |  |             |   |                            |  |  |       |  |  |  |  |
| 0.0         | 6   | Six                                                                                                                                                                                                                                                                                                                                                                                                                                                                                                                                                                                                                                                                                                                                                                                                                                                                                                                                     |            |   |                     |     |   |      |      |                          |     |     |     |     |                          |   |     |     |   |                          |     |   |       |     |                          |       |     |     |      |                          |   |      |     |   |                           |      |  |     |   |                         |  |  |     |   |               |  |  |             |   |                            |  |  |       |  |  |  |  |
| 0.0         | 7   | Seven                                                                                                                                                                                                                                                                                                                                                                                                                                                                                                                                                                                                                                                                                                                                                                                                                                                                                                                                   |            |   |                     |     |   |      |      |                          |     |     |     |     |                          |   |     |     |   |                          |     |   |       |     |                          |       |     |     |      |                          |   |      |     |   |                           |      |  |     |   |                         |  |  |     |   |               |  |  |             |   |                            |  |  |       |  |  |  |  |
| 0.0         | 8   | Eight or more                                                                                                                                                                                                                                                                                                                                                                                                                                                                                                                                                                                                                                                                                                                                                                                                                                                                                                                           |            |   |                     |     |   |      |      |                          |     |     |     |     |                          |   |     |     |   |                          |     |   |       |     |                          |       |     |     |      |                          |   |      |     |   |                           |      |  |     |   |                         |  |  |     |   |               |  |  |             |   |                            |  |  |       |  |  |  |  |
| <u>0.1</u>  | 9   | Not Ascertained                                                                                                                                                                                                                                                                                                                                                                                                                                                                                                                                                                                                                                                                                                                                                                                                                                                                                                                         |            |   |                     |     |   |      |      |                          |     |     |     |     |                          |   |     |     |   |                          |     |   |       |     |                          |       |     |     |      |                          |   |      |     |   |                           |      |  |     |   |                         |  |  |     |   |               |  |  |             |   |                            |  |  |       |  |  |  |  |
| 100.0       |     |                                                                                                                                                                                                                                                                                                                                                                                                                                                                                                                                                                                                                                                                                                                                                                                                                                                                                                                                         |            |   |                     |     |   |      |      |                          |     |     |     |     |                          |   |     |     |   |                          |     |   |       |     |                          |       |     |     |      |                          |   |      |     |   |                           |      |  |     |   |                         |  |  |     |   |               |  |  |             |   |                            |  |  |       |  |  |  |  |
| 123         | 296 | <p>B9. <u>Number of children of Head under 25 not living at home, but in institutions (army, jail, boarding school)</u></p>                                                                                                                                                                                                                                                                                                                                                                                                                                                                                                                                                                                                                                                                                                                                                                                                             |            |   |                     |     |   |      |      |                          |     |     |     |     |                          |   |     |     |   |                          |     |   |       |     |                          |       |     |     |      |                          |   |      |     |   |                           |      |  |     |   |                         |  |  |     |   |               |  |  |             |   |                            |  |  |       |  |  |  |  |
|             |     | <table border="0"> <tr><td>92.5</td><td>0</td><td>None</td><td></td><td></td></tr> <tr><td>6.2</td><td>1</td><td>One</td><td></td><td></td></tr> <tr><td>1.1</td><td>2</td><td>Two</td><td></td><td></td></tr> <tr><td>0.1</td><td>3</td><td>Three</td><td></td><td></td></tr> <tr><td>0.0</td><td>4</td><td>Four</td><td></td><td></td></tr> <tr><td>0.0</td><td>5</td><td>Five</td><td></td><td></td></tr> <tr><td>0.0</td><td>6</td><td>Six</td><td></td><td></td></tr> <tr><td>0.0</td><td>7</td><td>Seven</td><td></td><td></td></tr> <tr><td>0.0</td><td>8</td><td>Eight or more</td><td></td><td></td></tr> <tr><td><u>0.1</u></td><td>9</td><td>Not Ascertained</td><td></td><td></td></tr> <tr><td>100.0</td><td></td><td></td><td></td><td></td></tr> </table>                                                                                                                                                                | 92.5       | 0 | None                |     |   | 6.2  | 1    | One                      |     |     | 1.1 | 2   | Two                      |   |     | 0.1 | 3 | Three                    |     |   | 0.0   | 4   | Four                     |       |     | 0.0 | 5    | Five                     |   |      | 0.0 | 6 | Six                       |      |  | 0.0 | 7 | Seven                   |  |  | 0.0 | 8 | Eight or more |  |  | <u>0.1</u>  | 9 | Not Ascertained            |  |  | 100.0 |  |  |  |  |
| 92.5        | 0   | None                                                                                                                                                                                                                                                                                                                                                                                                                                                                                                                                                                                                                                                                                                                                                                                                                                                                                                                                    |            |   |                     |     |   |      |      |                          |     |     |     |     |                          |   |     |     |   |                          |     |   |       |     |                          |       |     |     |      |                          |   |      |     |   |                           |      |  |     |   |                         |  |  |     |   |               |  |  |             |   |                            |  |  |       |  |  |  |  |
| 6.2         | 1   | One                                                                                                                                                                                                                                                                                                                                                                                                                                                                                                                                                                                                                                                                                                                                                                                                                                                                                                                                     |            |   |                     |     |   |      |      |                          |     |     |     |     |                          |   |     |     |   |                          |     |   |       |     |                          |       |     |     |      |                          |   |      |     |   |                           |      |  |     |   |                         |  |  |     |   |               |  |  |             |   |                            |  |  |       |  |  |  |  |
| 1.1         | 2   | Two                                                                                                                                                                                                                                                                                                                                                                                                                                                                                                                                                                                                                                                                                                                                                                                                                                                                                                                                     |            |   |                     |     |   |      |      |                          |     |     |     |     |                          |   |     |     |   |                          |     |   |       |     |                          |       |     |     |      |                          |   |      |     |   |                           |      |  |     |   |                         |  |  |     |   |               |  |  |             |   |                            |  |  |       |  |  |  |  |
| 0.1         | 3   | Three                                                                                                                                                                                                                                                                                                                                                                                                                                                                                                                                                                                                                                                                                                                                                                                                                                                                                                                                   |            |   |                     |     |   |      |      |                          |     |     |     |     |                          |   |     |     |   |                          |     |   |       |     |                          |       |     |     |      |                          |   |      |     |   |                           |      |  |     |   |                         |  |  |     |   |               |  |  |             |   |                            |  |  |       |  |  |  |  |
| 0.0         | 4   | Four                                                                                                                                                                                                                                                                                                                                                                                                                                                                                                                                                                                                                                                                                                                                                                                                                                                                                                                                    |            |   |                     |     |   |      |      |                          |     |     |     |     |                          |   |     |     |   |                          |     |   |       |     |                          |       |     |     |      |                          |   |      |     |   |                           |      |  |     |   |                         |  |  |     |   |               |  |  |             |   |                            |  |  |       |  |  |  |  |
| 0.0         | 5   | Five                                                                                                                                                                                                                                                                                                                                                                                                                                                                                                                                                                                                                                                                                                                                                                                                                                                                                                                                    |            |   |                     |     |   |      |      |                          |     |     |     |     |                          |   |     |     |   |                          |     |   |       |     |                          |       |     |     |      |                          |   |      |     |   |                           |      |  |     |   |                         |  |  |     |   |               |  |  |             |   |                            |  |  |       |  |  |  |  |
| 0.0         | 6   | Six                                                                                                                                                                                                                                                                                                                                                                                                                                                                                                                                                                                                                                                                                                                                                                                                                                                                                                                                     |            |   |                     |     |   |      |      |                          |     |     |     |     |                          |   |     |     |   |                          |     |   |       |     |                          |       |     |     |      |                          |   |      |     |   |                           |      |  |     |   |                         |  |  |     |   |               |  |  |             |   |                            |  |  |       |  |  |  |  |
| 0.0         | 7   | Seven                                                                                                                                                                                                                                                                                                                                                                                                                                                                                                                                                                                                                                                                                                                                                                                                                                                                                                                                   |            |   |                     |     |   |      |      |                          |     |     |     |     |                          |   |     |     |   |                          |     |   |       |     |                          |       |     |     |      |                          |   |      |     |   |                           |      |  |     |   |                         |  |  |     |   |               |  |  |             |   |                            |  |  |       |  |  |  |  |
| 0.0         | 8   | Eight or more                                                                                                                                                                                                                                                                                                                                                                                                                                                                                                                                                                                                                                                                                                                                                                                                                                                                                                                           |            |   |                     |     |   |      |      |                          |     |     |     |     |                          |   |     |     |   |                          |     |   |       |     |                          |       |     |     |      |                          |   |      |     |   |                           |      |  |     |   |                         |  |  |     |   |               |  |  |             |   |                            |  |  |       |  |  |  |  |
| <u>0.1</u>  | 9   | Not Ascertained                                                                                                                                                                                                                                                                                                                                                                                                                                                                                                                                                                                                                                                                                                                                                                                                                                                                                                                         |            |   |                     |     |   |      |      |                          |     |     |     |     |                          |   |     |     |   |                          |     |   |       |     |                          |       |     |     |      |                          |   |      |     |   |                           |      |  |     |   |                         |  |  |     |   |               |  |  |             |   |                            |  |  |       |  |  |  |  |
| 100.0       |     |                                                                                                                                                                                                                                                                                                                                                                                                                                                                                                                                                                                                                                                                                                                                                                                                                                                                                                                                         |            |   |                     |     |   |      |      |                          |     |     |     |     |                          |   |     |     |   |                          |     |   |       |     |                          |       |     |     |      |                          |   |      |     |   |                           |      |  |     |   |                         |  |  |     |   |               |  |  |             |   |                            |  |  |       |  |  |  |  |

|     |     |                                                                       |
|-----|-----|-----------------------------------------------------------------------|
| 124 | 297 | <u>Required number of rooms for a family like this</u>                |
| 125 | 298 | <u>Education of children</u>                                          |
|     |     | Number of children who completed less than 12 grades                  |
| 126 | 299 | Number of children who completed exactly twelve grades                |
| 127 | 300 | Number of children who completed more than 12 grades                  |
| 128 | 301 | B11,12. <u>Has anyone moved into your household in the last year?</u> |
|     |     | 6.9 1 Yes, one person                                                 |
|     |     | 0.8 2 Yes, two persons                                                |
|     |     | 0.2 3 Yes, three people                                               |
|     |     | 0.2 4 Yes, four or more people                                        |
|     |     | 91.4 5 No                                                             |
|     |     | <u>0.4</u> 9 N.A.                                                     |
|     |     | 99.9                                                                  |
| 129 | 302 | B12. <u>If Yes, who moved in?</u>                                     |
|     |     | 0.6 1 Head of family                                                  |
|     |     | 0.3 2 Wife                                                            |
|     |     | 3.8 3 Son or daughter under 18 (include babies born or adopted)       |
|     |     | 0.3 4 Brother or sister                                               |
|     |     | 0.1 5 Father or mother                                                |
|     |     | 0.9 6 Grandchild, any child relatives                                 |
|     |     | 1.5 7 Other adult relatives, in-laws                                  |
|     |     | 0.9 8 Unrelated person (roomer, boarder, etc.)                        |
|     |     | 0.2 9 N.A.                                                            |
|     |     | <u>91.3</u> 0 Inap.                                                   |
|     |     | 99.9                                                                  |
| 130 | 303 | B13. <u>Has anyone moved out in the last year?</u>                    |
|     |     | 8.6 1 Yes, one person                                                 |
|     |     | 1.2 2 Yes, two persons                                                |
|     |     | 0.3 3 Yes, three people                                               |
|     |     | 0.3 4 Yes, four or more people                                        |
|     |     | 88.9 5 No                                                             |
|     |     | 0.1 7 Yes, N.A. how many                                              |
|     |     | <u>0.6</u> 9 N.A.                                                     |
|     |     | 100.0                                                                 |

|     |             |                                                                                                                                                       |
|-----|-------------|-------------------------------------------------------------------------------------------------------------------------------------------------------|
| 131 | 304         | B14. <u>(If yes) Who moved out?</u>                                                                                                                   |
|     | 1.8         | 1 Head (previous head)                                                                                                                                |
|     | 0.3         | 2 Wife                                                                                                                                                |
|     | 1.9         | 3 Son or daughter                                                                                                                                     |
|     | 0.1         | 4 Head's brother or sister                                                                                                                            |
|     | 0.3         | 5 Head's father or mother                                                                                                                             |
|     | 0.4         | 6 Grandchild, any child relative                                                                                                                      |
|     | 4.5         | 7 Other adult relatives (including children 18 or older), in-laws                                                                                     |
|     | 1.1         | 8 Unrelated person (roomer, boarder)                                                                                                                  |
|     | 0.1         | 9 N.A.                                                                                                                                                |
|     | <u>89.5</u> | 0 Inap.                                                                                                                                               |
|     | 100.0       |                                                                                                                                                       |
| 132 | 305-307     | <u>Census designation of primary sampling area (where orininally sampled)</u>                                                                         |
|     |             | (Zero for SRC sample)                                                                                                                                 |
| 133 | 308-311     | <u>Census serial number</u> (household number)                                                                                                        |
|     |             | (Zero for SRC sample)                                                                                                                                 |
| 134 | 312         | Census segment number (designation of an area                                                                                                         |
| 135 | 313-314     | <u>within the primary sampling area)</u>                                                                                                              |
|     |             | (Zero for SRC sample)                                                                                                                                 |
| 136 | 315         | B15-17. <u>(If children in school) Have you (or your wife) ever attended any meetings of a parent-teacher's organization? When was the last time?</u> |
|     | 12.5        | 1 Yes, less than three months ago                                                                                                                     |
|     | 10.3        | 2 Yes, 3-12 months ago                                                                                                                                |
|     | 5.5         | 3 Yes, but more than a year ago; several years ago                                                                                                    |
|     | 0.8         | 4 Yes, but cannot remember when                                                                                                                       |
|     | 10.9        | 5 No (toB16): Cases where children live outside FU                                                                                                    |
|     | 1.1         | 9 N.A., no P.T.A.                                                                                                                                     |
|     | <u>58.9</u> | 0 Inap. (no children in school)                                                                                                                       |
|     | 100.0       |                                                                                                                                                       |

|     |             |                                                                                                                                                 |
|-----|-------------|-------------------------------------------------------------------------------------------------------------------------------------------------|
| 137 | 316         | B18-19. How much education do you think your children will have when they stop going to school?<br><u>What do you really think will happen?</u> |
|     | 12.4        | 1 All will go to college (definite), they will get a college education                                                                          |
|     | 10.3        | 2 Some will go to college, or will get some college, hope will complete college                                                                 |
|     | 12.2        | 3 All will finish high school, high school at least, 12 grades, hope they will go to college                                                    |
|     | 2.5         | 4 Some high school, some will finish high school, may finish high school                                                                        |
|     | 0.4         | 5 One or more will not finish high school, or probably not, not much, even so they can read and write                                           |
|     | 1.3         | 6 "Hope they finish high school"                                                                                                                |
|     | 1.0         | 7 Don't know, gives only desires but not codable in 6                                                                                           |
|     | 1.5         | 9 N.A.                                                                                                                                          |
|     | <u>58.4</u> | 0 Inap., no children in school                                                                                                                  |
|     | 100.0       |                                                                                                                                                 |

138            317-318    B20. Have you (HEAD) ever had any children?  
                  B21. When was your (HEAD's) first child born?

- 12 First child born when head was 12
- 17 First child born when head was 17
- 18 etc.
- 99 Don't know, N.A.
- 00 Inap., Head never had any children

|     |            |                                                                                    |
|-----|------------|------------------------------------------------------------------------------------|
| 139 | 319        | C1. Altogether how many people are there in your <u>family here who can drive?</u> |
|     | 11.9       | 0 None                                                                             |
|     | 32.3       | 1 One                                                                              |
|     | 44.0       | 2 Two                                                                              |
|     | 8.5        | 3 Three                                                                            |
|     | 2.5        | 4 Four                                                                             |
|     | 0.5        | 5 Five                                                                             |
|     | 0.1        | 6 Six                                                                              |
|     | 0.0        | 7 Seven                                                                            |
|     | 0.0        | 8 Eight or more                                                                    |
|     | <u>0.1</u> | 9 Not Ascertained                                                                  |
|     | 100.0      |                                                                                    |

|     |             |                                                                                                                                                                        |
|-----|-------------|------------------------------------------------------------------------------------------------------------------------------------------------------------------------|
| 140 | 320         | C2.Do you or anyone else in the family here own a car?<br>C3.(If no) Does not having a car cause you (Family)<br><u>any difficulties?</u>                              |
|     | 80.4        | 1 Yes, own a car (Yes to C2)                                                                                                                                           |
|     | 8.4         | 2 No, and it causes difficulties (Yes to Q. C3)                                                                                                                        |
|     | 10.1        | 5 No, and it causes no difficulties (No to Q. C3)                                                                                                                      |
|     | 0.9         | 7 No car, N.A. whether causes any difficulties                                                                                                                         |
|     | <u>0.2</u>  | 9 N.A.                                                                                                                                                                 |
|     | 100.0       |                                                                                                                                                                        |
| 141 | 321         | C4. <u>What are they?</u>                                                                                                                                              |
|     | 3.8         | 1 Can't get around; have to depend on others;<br>no way to have fun, etc.                                                                                              |
|     | 2.5         | 2 Makes expenses higher (taxi, have to buy in<br>more expensive stores), have to pay more<br>rent, inconvenience in regards to necessities,<br>i.e., getting groceries |
|     | 0.9         | 3 Can't get to doctor                                                                                                                                                  |
|     | 1.0         | 4 Can't get to job; difficult to get to work;<br>cannot get to better job                                                                                              |
|     | 1.3         | 9 N.A.                                                                                                                                                                 |
|     | <u>90.4</u> | 0 Inap., family owns a car                                                                                                                                             |
|     | 99.9        |                                                                                                                                                                        |
| 142 | 322         | C5.Is there public transportation within walking<br><u>distance that is adequate for you?</u>                                                                          |
|     | 11.5        | 1 Yes                                                                                                                                                                  |
|     | 6.1         | 5 No                                                                                                                                                                   |
|     | 0.0         | 8 D.K.                                                                                                                                                                 |
|     | 1.7         | 9 N.A.                                                                                                                                                                 |
|     | <u>80.7</u> | 0 Inap., family owns a car                                                                                                                                             |
|     | 100.0       |                                                                                                                                                                        |



|     |                                                                                                                                                                                                                                                                                                                                                                                                                                                                                     |                                                                                                                                                                                                                                                                                                                                                                                                          |
|-----|-------------------------------------------------------------------------------------------------------------------------------------------------------------------------------------------------------------------------------------------------------------------------------------------------------------------------------------------------------------------------------------------------------------------------------------------------------------------------------------|----------------------------------------------------------------------------------------------------------------------------------------------------------------------------------------------------------------------------------------------------------------------------------------------------------------------------------------------------------------------------------------------------------|
| 143 | 323                                                                                                                                                                                                                                                                                                                                                                                                                                                                                 | <p><u>C6. How many cars do you and your family living here own?</u><br/>                 (Include trucks, leased cars, in the count if they are used as family transportation )</p>                                                                                                                                                                                                                      |
|     | <p>49.4      1    One<br/>                 26.8      2    Two<br/>                   3.6      3    Three<br/>                   0.5      4    Four<br/>                   0.1      5    Five<br/>                   0.0      6    Six<br/>                   0.0      7    Seven<br/>                   0.0      8    Eight or more<br/>                   0.0      9    Not Ascertained<br/> <u>  19.6</u>    0    Inap., family does not own a car<br/>                 100.0</p> |                                                                                                                                                                                                                                                                                                                                                                                                          |
| 144 | 324-325                                                                                                                                                                                                                                                                                                                                                                                                                                                                             | <p><u>C7. Year model of newest car</u><br/>                 CODE LAST 2 DIGITS OF YEAR FOR NEWEST CAR</p> <p>55 1955<br/>                 68 1968<br/>                 99 N.A.<br/>                 00 Inap., family does not own a car</p>                                                                                                                                                              |
| 145 | 326-329                                                                                                                                                                                                                                                                                                                                                                                                                                                                             | <p>Value of all cars owned (Wholesale, Midwest, NADA, Middle Range V-8)</p> <hr/> <p>0837 \$837<br/>                 3500 \$3500<br/>                 9998 \$9998 or more<br/>                 9999 Not Ascertained<br/>                 0000 Inap., family does not own a car; or car leased or owned by business</p>                                                                                   |
| 146 | 330                                                                                                                                                                                                                                                                                                                                                                                                                                                                                 | <p><u>C9. Is it in good, fair, or poor condition?</u><br/>                 (Code condition of car in BEST condition)</p> <p>65.0      1    Good, excellent, very good<br/>                 12.2      3    Fair<br/>                   2.7      5    Poor<br/>                   0.5      9    Not Ascertained<br/> <u>  19.6</u>    0    Inap., family does not own a car<br/>                 100.0</p> |

|     |             |                                                                                                                                |
|-----|-------------|--------------------------------------------------------------------------------------------------------------------------------|
| 147 | 331         | C9. <u>Is it in good, fair or poor condition?</u>                                                                              |
|     |             | CODE CONDITION OF CAR IN <u>WORST</u> CONDITION                                                                                |
|     | 53.3        | 1 Good If only one, code same as V146.                                                                                         |
|     | 20.3        | 3 Fair                                                                                                                         |
|     | 6.1         | 5 Poor                                                                                                                         |
|     | 0.7         | 9 N.A.                                                                                                                         |
|     | <u>19.6</u> | 0 Inap., family does not own a car                                                                                             |
|     | 100.0       |                                                                                                                                |
| 148 | 332         | C10. <u>Do you owe any money on it?</u>                                                                                        |
|     |             | (Code whether owes on any car)                                                                                                 |
|     | 28.9        | 1 Yes (Owes on one or more cars)                                                                                               |
|     | 51.0        | 5 No                                                                                                                           |
|     | 0.4         | 9 N.A.                                                                                                                         |
|     | <u>19.6</u> | 0 Inap., family does not own a car                                                                                             |
|     | 99.9        |                                                                                                                                |
| 149 | 333         | C11. Is that car insured?                                                                                                      |
|     |             | C15. <u>Do they include insurance?</u>                                                                                         |
|     |             | CHECK FOR ALL CARS                                                                                                             |
|     | 69.5        | 1 All cars insured                                                                                                             |
|     | 2.8         | 3 Some insured, but one or more uninsured; some insured but N.A. whether all insured                                           |
|     | 0.1         | 4 N.A. whether first car insured; second car uninsured, but if newer car is uninsured, then assume that all cars are uninsured |
|     | 5.9         | 5 No insured car (all cars uninsured)                                                                                          |
|     | 2.0         | 9 Not Ascertained                                                                                                              |
|     | <u>19.6</u> | 0 Inap., family does not own a car                                                                                             |
|     | 99.9        |                                                                                                                                |
| 150 | 334         | C14. <u>How many payments do you have left?</u>                                                                                |
|     |             | (LARGEST NUMBER OF PAYMENTS)                                                                                                   |
|     |             | BRACKET CODE:                                                                                                                  |
|     | 4.5         | 1 1-6                                                                                                                          |
|     | 6.6         | 2 7-12                                                                                                                         |
|     | 5.2         | 3 13-18                                                                                                                        |
|     | 4.9         | 4 19-24                                                                                                                        |
|     | 2.7         | 5 25-30                                                                                                                        |
|     | 2.2         | 6 31-36                                                                                                                        |
|     | 0.2         | 7 37 or more                                                                                                                   |
|     | 0.5         | 8 Has debt, but no regular payments; lump sum deal                                                                             |
|     | 2.5         | 9 Not Ascertained                                                                                                              |
|     | <u>70.7</u> | 0 Inap., no car debt                                                                                                           |
|     | 100.0       |                                                                                                                                |

|     |             |                                                                                                                                   |
|-----|-------------|-----------------------------------------------------------------------------------------------------------------------------------|
| 151 | 335         | From C14.<br><u>How many payments do you have left?</u>                                                                           |
|     | 25.1        | 1 One set of payments only (May be on 1 or more cars)                                                                             |
|     | 3.0         | 2 Is making more than one set of payments (May be on 2 or more cars)                                                              |
|     | 1.2         | 9 N.A.                                                                                                                            |
|     | <u>70.7</u> | 0 Inap., no car debt                                                                                                              |
|     | 100.0       |                                                                                                                                   |
| 152 | 336         | C17.Does the car you (HEAD) drive most of the time<br><u>have seat belts?</u>                                                     |
|     | 53.2        | 1 Yes                                                                                                                             |
|     | 26.2        | 5 No                                                                                                                              |
|     | 1.0         | 9 N.A.                                                                                                                            |
|     | <u>19.6</u> | 0 Inap., no car                                                                                                                   |
|     | 100.0       |                                                                                                                                   |
| 153 | 337         | C18.Do you have them fastened all the time while you<br>are driving? part of the time, or practically<br><u>none of the time?</u> |
|     | 10.9        | 1 Fastened all the time                                                                                                           |
|     | 20.7        | 3 Fastened part of the time                                                                                                       |
|     | 21.5        | 5 Fastened practically none of the time                                                                                           |
|     | 0.2         | 9 N.A. how often fastened                                                                                                         |
|     | <u>46.8</u> | 0 Inap., does not drive, does not own car,<br>car has no seat belts                                                               |
|     | 100.1       |                                                                                                                                   |
| 154 | 338         | C19.Do you (or your family) do any of your own repair<br>work on your car(s)?<br><u></u>                                          |
|     | 32.2        | 1 Yes                                                                                                                             |
|     | 48.1        | 5 No                                                                                                                              |
|     | 0.2         | 9 N.A.                                                                                                                            |
|     | <u>19.6</u> | 0 Inap., family does not have car                                                                                                 |
|     | 100.1       |                                                                                                                                   |

|     |             |                                                                                                                                                                                                  |
|-----|-------------|--------------------------------------------------------------------------------------------------------------------------------------------------------------------------------------------------|
| 155 | 339         | C20.(If yes) What kinds of things have you done on<br><u>your car(s) in the last year?</u>                                                                                                       |
|     |             | PRIORITY CODE - highest number                                                                                                                                                                   |
|     | 1.7         | 5 Yes, complex repairs that usually take a skilled mechanic (rebuilt engine or transmission), complete overhaul                                                                                  |
|     | 5.9         | 4 Yes, extensive repairs, taking much skill (rings, valves, bearings, install factory rebuilt engine, king pins, ball joints, transmission work, motor work, or "I do anything that needs doing" |
|     | 6.9         | 3 Yes, some skill required, (brakes, wheel bearings, exhaust system, starter)                                                                                                                    |
|     | 11.3        | 2 Yes, some skill (tune-up, points, plugs, adjust carburetor, fuel pump)                                                                                                                         |
|     | 3.9         | 1 Yes, little or no skill, mostly maintenance (oil change, greasing, tire switching) (touch-up painting)                                                                                         |
|     | 1.4         | 9 N.A. whether or kind of repairs                                                                                                                                                                |
|     | 1.2         | 7 Yes, does work, but did none in 1967                                                                                                                                                           |
|     | <u>67.7</u> | 0 Inap., family does not have car, does no repair work                                                                                                                                           |
|     | 100.0       |                                                                                                                                                                                                  |

|     |             |                                                                      |
|-----|-------------|----------------------------------------------------------------------|
| 156 | 340         | C21.In the last year do you think you saved more than \$50 that way? |
|     |             | C22.(If yes) <u>About how much do you think you saved?</u>           |
|     | 10.5        | 1 Saved, but did not save \$50, "No" to Q. C21                       |
|     | 14.4        | 2 Saved \$50 - 199                                                   |
|     | 4.0         | 3 Saved \$200 - 499                                                  |
|     | 0.6         | 4 Saved \$500 or more                                                |
|     | 0.9         | 7 N.A. how much                                                      |
|     | 0.9         | 9 N.A.                                                               |
|     | <u>68.8</u> | 0 Inap., family does not have car; did not do any of own repair work |
|     | 100.1       |                                                                      |

|     |             |                                                               |
|-----|-------------|---------------------------------------------------------------|
| 157 | 341         | C23. <u>About how much time did that take you altogether?</u> |
|     | 14.6        | 1 Less than 50 hours (1 - 6 days                              |
|     | 3.2         | 2 50- 199 hours (1- 4 weeks, 7 - 25 days)                     |
|     | 0.2         | 3 200 - 499 hours (5 - 12 weeks, 26 - 62 days)                |
|     | 0.1         | 4 500 hours or more (13+ weeks, 63+ days)                     |
|     | 3.3         | 9 N.A.                                                        |
|     | <u>78.6</u> | 0 Inap., did not save \$50; family has no car                 |
|     | 100.0       |                                                               |

|     |             |                                                                                                                                                                                                                                         |
|-----|-------------|-----------------------------------------------------------------------------------------------------------------------------------------------------------------------------------------------------------------------------------------|
| 158 | 342         | D3. Are you (HEAD) covered by some hospital or medical insurance like Blue Cross?<br>D4. Does this insurance cover the entire family?<br>D5. Can you get free medical care in any way such as from medicare, medicaid, or as a veteran? |
|     |             | <hr/>                                                                                                                                                                                                                                   |
|     |             | PRIORITY CODE                                                                                                                                                                                                                           |
|     | 71.2        | 1 Whole family is covered by insurance (Yes to A. D3 and D4)                                                                                                                                                                            |
|     | 6.4         | 2 Head is covered, but not entire family (Yes to D3 and No or N.A. to Q. D4)                                                                                                                                                            |
|     | 10.6        | 3 Head not insured, but can get free medical care (No to Q. D3 and Yes to Q. D5)                                                                                                                                                        |
|     | 9.1         | 4 Neither; Head is not insured, nor eligible for free medical care (No to Q. D3 and No to Q. D5)                                                                                                                                        |
|     | 1.2         | 5 Head not insured but family can get free medical care                                                                                                                                                                                 |
|     | 1.1         | 7 Yes, N.A. what kind or who covered                                                                                                                                                                                                    |
|     | <u>0.4</u>  | 9 Not Ascertained to Q. D3                                                                                                                                                                                                              |
|     | 100.0       |                                                                                                                                                                                                                                         |
| 159 | 343         | D6. Do your FAMILY have any savings, such as checking or savings accounts, or government bonds?                                                                                                                                         |
|     |             | <hr/>                                                                                                                                                                                                                                   |
|     | 75.6        | 1 Yes                                                                                                                                                                                                                                   |
|     | 24.0        | 5 No                                                                                                                                                                                                                                    |
|     | <u>0.3</u>  | 9 N.A.                                                                                                                                                                                                                                  |
|     | 99.9        |                                                                                                                                                                                                                                         |
| 160 | 344         | D7. Would they amount to as much as two months income or more?                                                                                                                                                                          |
|     |             | <hr/>                                                                                                                                                                                                                                   |
|     | 53.2        | 1 Yes                                                                                                                                                                                                                                   |
|     | 21.8        | 5 No                                                                                                                                                                                                                                    |
|     | 0.6         | 9 N.A.                                                                                                                                                                                                                                  |
|     | <u>24.4</u> | 0 Inap., does not have any savings                                                                                                                                                                                                      |
|     | 100.0       |                                                                                                                                                                                                                                         |
| 161 | 345         | D8. Was there a time in the last five years when you had as much as two months' income saved up?                                                                                                                                        |
|     |             | <hr/>                                                                                                                                                                                                                                   |
|     | 18.5        | 1 Yes                                                                                                                                                                                                                                   |
|     | 25.9        | 5 No                                                                                                                                                                                                                                    |
|     | 2.4         | 9 N.A.                                                                                                                                                                                                                                  |
|     | <u>53.2</u> | 0 Inap., has two months' income or more in savings now                                                                                                                                                                                  |
|     | 100.0       |                                                                                                                                                                                                                                         |

|     |             |                                                                                                                                                |
|-----|-------------|------------------------------------------------------------------------------------------------------------------------------------------------|
| 162 | 346         | E1. Now I have a few questions about food and clothing.<br>About how many times a week do you (FAMILY) eat out<br>at restaurants or drive-ins? |
|     |             | <hr/>                                                                                                                                          |
|     | 24.6        | 1 Less than once; sometimes                                                                                                                    |
|     | 23.0        | 2 1 or 2 times                                                                                                                                 |
|     | 5.0         | 3 3 or 4 times                                                                                                                                 |
|     | 3.4         | 4 5- 9 times                                                                                                                                   |
|     | 1.7         | 5 10 times or more                                                                                                                             |
|     | 1.6         | 9 N.A.                                                                                                                                         |
|     | <u>40.7</u> | 0 Practically never eat out, never, very seldom                                                                                                |
|     | 100.0       |                                                                                                                                                |
| 163 | 347         | E2. About how much do (FAMILY) spend in a week eating<br>out, including lunches at work (or at school)?                                        |
|     |             | <hr/>                                                                                                                                          |
|     | 27.9        | 0 Nothing, do not eat out                                                                                                                      |
|     | 21.3        | 1 Less than \$5                                                                                                                                |
|     | 21.1        | 2 \$5-9                                                                                                                                        |
|     | 19.0        | 3 \$10-19                                                                                                                                      |
|     | 8.6         | 4 \$20 or more                                                                                                                                 |
|     | <u>2.2</u>  | 9 N.A.                                                                                                                                         |
|     | 100.1       |                                                                                                                                                |
| 164 | 348         | E3. Do you have any of your milk delivered to the door?                                                                                        |
|     |             | <hr/>                                                                                                                                          |
|     | 21.3        | 1 Yes                                                                                                                                          |
|     | 78.6        | 5 No, or do not drink milk                                                                                                                     |
|     | <u>0.1</u>  | 9 N.A.                                                                                                                                         |
|     | 100.0       |                                                                                                                                                |
| 165 | 349         | E4. About how much do you (FAMILY) spend on that milk<br>in a week or month?                                                                   |
|     |             | <hr/>                                                                                                                                          |
|     | 8.7         | 1 (Less than \$3 a week) (Less than \$12 a month)                                                                                              |
|     | 5.8         | 2 \$3- 4 a week \$12 - 17 a month                                                                                                              |
|     | 2.6         | 3 \$5 a week \$18 - 24 a month                                                                                                                 |
|     | 2.0         | 4 \$6 - 7 a week \$25 - 32 a month                                                                                                             |
|     | 0.8         | 5 \$8 - 9 a week \$33 - 41 a month                                                                                                             |
|     | 0.9         | 6 \$10- 13 a week \$42 - 59 a month                                                                                                            |
|     | 0.2         | 7 \$14 - 19 a week \$60 - 85 a month                                                                                                           |
|     | 0.1         | 8 \$20 a week or more \$86 or more                                                                                                             |
|     | 0.4         | 9 N.A.                                                                                                                                         |
|     | <u>78.6</u> | 0 Inap., no milk delivered                                                                                                                     |
|     | 100.1       |                                                                                                                                                |

|     |            |                                                                                    |
|-----|------------|------------------------------------------------------------------------------------|
| 166 | 350        | E5. About how much do you spend a week on all the<br>(other) food you use at home? |
|     | 0.9        | 0 Nothing                                                                          |
|     | 1.3        | 1 Less than \$5 a week                                                             |
|     | 5.6        | 2 \$5 - 9 a week                                                                   |
|     | 23.0       | 3 \$10 - 19 a week                                                                 |
|     | 28.9       | 4 \$20 - 29 a week                                                                 |
|     | 20.1       | 5 \$30 - 39 a week                                                                 |
|     | 10.0       | 6 \$40 - 49 a week                                                                 |
|     | 8.1        | 7 \$50 or more a week                                                              |
|     | <u>2.2</u> | 9 N.A.                                                                             |
|     | 100.1      |                                                                                    |

|     |            |                                                                                                   |
|-----|------------|---------------------------------------------------------------------------------------------------|
| 167 | 351        | E6. How about alcoholic beverages - how much do you<br>(FAMILY) spend on that in an average week? |
|     | 59.1       | 0 Nothing                                                                                         |
|     | 27.3       | 1 Less than \$5                                                                                   |
|     | 8.7        | 2 \$5 - 9                                                                                         |
|     | 3.4        | 3 \$10 - 19                                                                                       |
|     | 0.9        | 4 \$20 or more                                                                                    |
|     | <u>0.6</u> | 9 N.A.                                                                                            |
|     | 99.9       |                                                                                                   |

|     |             |                                                |
|-----|-------------|------------------------------------------------|
| 168 | 352         | E7. Is that included in the food bill?         |
|     | 4.8         | 1 Yes                                          |
|     | 35.3        | 5 No                                           |
|     | 0.7         | 9 N.A.                                         |
|     | <u>59.1</u> | 0 Inap., spends nothing on alcoholic beverages |
|     | 99.9        |                                                |

|     |     |                                                                                                                                                                        |
|-----|-----|------------------------------------------------------------------------------------------------------------------------------------------------------------------------|
| 169 | 353 | E8. Do any of you smoke? (If yes) About how many<br>cigarettes do you (FAMILY) smoke in a day or week?<br><br>E9.<br>(1 pack = 20 cigarettes)<br>(1 carton = 10 packs) |
|-----|-----|------------------------------------------------------------------------------------------------------------------------------------------------------------------------|

|            | <u>Per Day</u>                         | <u>Per Week</u>                                           |
|------------|----------------------------------------|-----------------------------------------------------------|
| 41.0       | 0 Do not smoke anything                |                                                           |
| 1.1        | 1 Less than 3 a day                    | Less than a pack a week                                   |
| 10.9       | 2 3 - 17 a day                         | 1 - 6 packs a week                                        |
| 14.4       | 3 18 - 22 a day (a pack a day)         | 7 packs a week                                            |
| 11.9       | 4 23 - 35 a day (1 1/2 packs<br>a day) | 8 - 14 packs a week (a carton a week)                     |
| 13.4       | 5 2 - 3 packs a day                    | 15 - 24 packs a week (two cartons a<br>week)              |
| 2.0        | 6 4 or more packs a day                | 25 or more packs a week (three or<br>more cartons a week) |
| 4.8        | 8 Smokes cigars, pipe, etc.            | Roll own cigarettes                                       |
| <u>0.6</u> | 9 N.A. how many cigarettes             |                                                           |
| 100.1      |                                        |                                                           |

|     |             |                                                                                                                                                                 |
|-----|-------------|-----------------------------------------------------------------------------------------------------------------------------------------------------------------|
| 170 | 354         | <u>E10. Is that included in the food bill?</u>                                                                                                                  |
|     | 17.4        | 1 Yes                                                                                                                                                           |
|     | 37.3        | 5 No                                                                                                                                                            |
|     | 4.4         | 9 N.A.                                                                                                                                                          |
|     | <u>41.0</u> | 0 Inap., family does not smoke                                                                                                                                  |
|     | 100.1       |                                                                                                                                                                 |
|     |             | E11. Are there any special ways that you try to keep the food bill down? <u>Code 2 mentions with largest code numbers.</u>                                      |
| 171 | 355         | E12. What special ways do you have for keeping the food bill down?                                                                                              |
| 172 | 356         | E13. Anything else?                                                                                                                                             |
| 173 | 357 - 358   | <u>The two mentions combined into one variable</u>                                                                                                              |
|     |             | 1 Don't eat much; try to eat less                                                                                                                               |
|     |             | 2 Try to economize, buy in large quantities, buy bulk; watch for ads in paper, watch for specials, bargains, sales, shop around the stores, buy from farmer     |
|     |             | 3 Have an "in" - army PX, eat cheap at restaurant where work; get discount on groceries, buy co-op                                                              |
|     |             | 4 Coupons cut from papers; use coupons; food stamps, welfare food                                                                                               |
|     |             | 5 Eat cheaper foods; e.g., potatoes, hamburgers, chicken, buy no luxuries, eat left-overs, don't waste what we buy                                              |
|     |             | 6 Do own baking, canning, or freezing                                                                                                                           |
|     |             | 7 Raise or grow food; garden, have own milk, raise a calf, pigs, or chickens, have fruit trees. Also do hunting and fishing if indication of substantial saving |
|     |             | 8 Yes, gifts of food, food from home, etc.<br>PRIORITY BELOW 1                                                                                                  |
|     |             | 9 N.A.                                                                                                                                                          |
|     |             | 0 No to E11 or no second mention to E12                                                                                                                         |
| 174 | 359         | <u>E14. How much of the time does the family sit down and eat the main meal of the day together?</u>                                                            |
|     | 17.4        | 0 Inap., one-person family                                                                                                                                      |
|     | 5.1         | 1 Once a week or less (Only on Sunday), never, hardly ever                                                                                                      |
|     | 6.1         | 2 Part of the time, 2-3 days a week                                                                                                                             |
|     | 5.0         | 3 Most of the time, 4-6 days a week                                                                                                                             |
|     | 62.1        | 4 Every day, nearly every day, all the time; 100% of time; once a day                                                                                           |
|     | <u>4.4</u>  | 9 N.A.                                                                                                                                                          |
|     | 100.1       |                                                                                                                                                                 |



|     |         |                                                                                                                                      |
|-----|---------|--------------------------------------------------------------------------------------------------------------------------------------|
| 175 | 360     | E15. Do you have any special ways of saving on clothing costs? E16 (If yes) What are they?                                           |
| 176 | 361     | First mention                                                                                                                        |
| 177 | 362-363 | Second mention                                                                                                                       |
|     |         | <u>The two mentions combined in one variable</u>                                                                                     |
|     |         | 1. Just do not buy much, keep it clean                                                                                               |
|     |         | 2. Yes, buy economically, shop in larger cities, shop for sales or bargains, seasonal shopping at end of season                      |
|     |         | 3. Yes, shop at discount stores, hand-me-downs; buy used clothing                                                                    |
|     |         | 4. Yes, discount on clothing because of employment                                                                                   |
|     |         | 5. Yes, mending                                                                                                                      |
|     |         | 6. Yes, sewing, alterations, makes some clothes                                                                                      |
|     |         | 7. Yes, make a lot of own clothes, "Wife sews for all our daughters," etc.                                                           |
|     |         | 8. Yes, gifts of clothing, clothes sewn by someone else (outside FU) NOTE: This is not the highest priority code. Place lower than 1 |
|     |         | 9. N.A.                                                                                                                              |
|     |         | 0. No, or no second mention                                                                                                          |

HIGHEST PRIORITY-----

PRIORITY BELOW 1-----

|     |     |                                                                                     |
|-----|-----|-------------------------------------------------------------------------------------|
| 178 | 364 | E17. Did you (FAMILY) save more than \$50 on your clothing bill this way last year? |
|     |     | E18. (If yes) About how much did you save this way in the last year?                |
|     |     | <u>15.1</u> 1. Some ways, but did not save more than \$50                           |
|     |     | 21.7 2. Saved \$51-199                                                              |
|     |     | 5.2 3. Saved \$200-499                                                              |
|     |     | 0.7 4. Saved \$500 or more                                                          |
|     |     | 4.8 7. N.A. how much                                                                |
|     |     | 2.7 9. N.A., D.K. whether                                                           |
|     |     | <u>49.9</u> 0. Inap., no special ways of saving (E15=0)                             |
|     |     | 100.1                                                                               |

SECTION N (By Observation)

|     |     |                                                                                          |
|-----|-----|------------------------------------------------------------------------------------------|
| 179 | 365 | <u>N1. Who was present during interview?</u>                                             |
|     |     | 35.1 1. R only                                                                           |
|     |     | 29.8 2. R and spouse                                                                     |
|     |     | 16.9 3. R and someone else (not spouse)                                                  |
|     |     | 18.2 4. R and spouse and someone else (include children, count others even if part-time) |
|     |     | <u>0.1</u> 9. N.A., D.K.                                                                 |
|     |     | 100.1                                                                                    |

|     |            |                                                             |
|-----|------------|-------------------------------------------------------------|
| 180 | 366        | N2. <u>Who was respondent (relation to Head)</u>            |
|     | 93.2       | 1 Head                                                      |
|     | 0.7        | 2 Wife, responding for self                                 |
|     | 0.3        | 3 Other                                                     |
|     | 5.4        | 8 Wife responding for husband                               |
|     | <u>0.4</u> | 9 N.A.                                                      |
|     | 100.0      |                                                             |
| 181 | 367        | N3. <u>Race</u>                                             |
|     | 86.6       | 1 White                                                     |
|     | 10.6       | 2 Negro                                                     |
|     | 1.8        | 3 Puerto Rican & Mexican                                    |
|     | 0.7        | 7 Other (including Oriental, Philippino)                    |
|     | <u>0.3</u> | 9 N.A.                                                      |
|     | 100.0      |                                                             |
| 182 | 368        | N4. <u>Number of Calls</u>                                  |
|     | 29.9       | <b>1 One</b>                                                |
|     | 28.5       | <b>2 TWO</b>                                                |
|     | 17.7       | <b>3 Three</b>                                              |
|     | 10.3       | <b>4 Four</b>                                               |
|     | 4.7        | <b>5 Five</b>                                               |
|     | 3.1        | <b>6 Six</b>                                                |
|     | 1.9        | <b>7 Seven</b>                                              |
|     | 1.9        | <b>8 Eight or more</b>                                      |
|     | <u>2.0</u> | <b>9 N.A.</b>                                               |
|     | 100.0      |                                                             |
| 183 | 369        | N5. <u>How clean was the interior of the DU?</u>            |
|     | 40.7       | 1 Very clean                                                |
|     | 33.6       | 2 Clean                                                     |
|     | 13.7       | 3 So-so                                                     |
|     | 4.8        | 4 Not very clean                                            |
|     | 2.7        | 5 Dirty                                                     |
|     | <u>4.5</u> | 9 N.A.                                                      |
|     | 100.0      |                                                             |
| 184 | 370        | N6. <u>How much reading material was visible in the DU?</u> |
|     | 12.7       | 1 A lot                                                     |
|     | 52.6       | 3 Some                                                      |
|     | 28.0       | 5 None                                                      |
|     | <u>6.7</u> | 9 N.A., D.K.                                                |
|     | 100.0      |                                                             |

|     |            |                                                                                                         |
|-----|------------|---------------------------------------------------------------------------------------------------------|
| 185 | 371        | N7. About how many times did you have to repeat a question?                                             |
|     |            | <hr/>                                                                                                   |
|     | 43.8       | 0 Never                                                                                                 |
|     | 26.3       | 1 Once or twice, hardly ever, seldom                                                                    |
|     | 17.8       | 2 3-5 times                                                                                             |
|     | 6.3        | 3 6-9 times, several times, a fair amount                                                               |
|     | 1.2        | 4 10-19 times                                                                                           |
|     | 3.5        | 5 20 times or more, many times, a lot                                                                   |
|     | <u>1.1</u> | 9 N.A.                                                                                                  |
|     | 100.0      |                                                                                                         |
| 186 | 372        | N8. About how many times did you have to ask R to repeat a reply?                                       |
|     |            | <hr/>                                                                                                   |
|     | 67.1       | 0 Never                                                                                                 |
|     | 18.5       | 1 Once or twice, hardly ever, seldom                                                                    |
|     | 8.5        | 2 3-5 times                                                                                             |
|     | 2.8        | 3 6-8 times, frequently, several times                                                                  |
|     | 0.4        | 4 10-19 times                                                                                           |
|     | 1.4        | 5 20 times or more, many times                                                                          |
|     | <u>1.2</u> | 9 N.A.                                                                                                  |
|     | 99.9       |                                                                                                         |
| 187 | 373        | N9. Does R have any obvious disfigurements or habits that could make it difficult for him to get a job? |
|     |            | <hr/>                                                                                                   |
|     | 6.2        | 1 Yes                                                                                                   |
|     | 3.7        | 3 Yes, qualified, minor ones                                                                            |
|     | 88.4       | 5 No, old age                                                                                           |
|     | <u>1.8</u> | 9 N.A.                                                                                                  |
|     | 100.1      |                                                                                                         |
| 188 | 374-376    | N10. What is the name of the nearest city of 50,000 population or more?                                 |
|     |            | <hr/>                                                                                                   |
|     |            | (Not available, to insure confidentiality of records)                                                   |
| 189 | 377        | Nil. <u>How far is this DU from the center of that city?</u>                                            |
|     | 24.1       | 1 Less than 5 miles                                                                                     |
|     | 25.3       | 2 5- 14.9 miles                                                                                         |
|     | 16.1       | 3 15 - 29.9 miles                                                                                       |
|     | 9.0        | 4 30 - 49.9 miles                                                                                       |
|     | 24.9       | 5 50 miles or more                                                                                      |
|     | <u>0.6</u> | 9 N.A.                                                                                                  |
|     | 100.0      |                                                                                                         |

|     |            |                                                        |
|-----|------------|--------------------------------------------------------|
| 190 | 378        | <u>N12. Type of Structure in which Family Lives</u>    |
|     | 3.2        | 0 Trailer                                              |
|     | 67.5       | 1 Detached single family house                         |
|     | 3.5        | 2 2-family house, 2 units side by side                 |
|     | 6.2        | 3 2-family house, 2 units one above the other          |
|     | 3.3        | 4 Detached 3-4 family house                            |
|     | 4.0        | 5 Row house (3 or more units in an attached row)       |
|     | 6.0        | 6 Apartment house (5 or more units, 3 stories or less) |
|     | 3.5        | 7 Apartment house (5 or more units, 4 stories or more) |
|     | 1.0        | 8 Apartment in a partly commercial structure           |
|     | <u>1.8</u> | 9 Other, or N.A.                                       |
|     | 100.0      |                                                        |

191            379            N13. Neighborhood  
CODE THE LOWEST NUMBER OF ANY BOX CHECKED

192            380            N13. Neighborhood  
CODE THE HIGHEST NUMBER OF ANY BOX CHECKED

|  |            |                                                                                         |
|--|------------|-----------------------------------------------------------------------------------------|
|  | 8.1        | 0 Vacant land                                                                           |
|  | 2.2        | 1 Trailer                                                                               |
|  | 56.8       | 2 Detached single-family house                                                          |
|  | 10.3       | 3 { 2-family house, 2 units side by side<br>2-family house, 2 units one above the other |
|  | 6.3        | 4 { Detached 3-4 family house<br>Row house - 3 or more units in an attached row         |
|  | 5.4        | 5 Apartment house (5 or more units, 3 stories or less)                                  |
|  | 3.1        | 6 Apartment house (5 or more units, 4 stories or more)                                  |
|  | 1.7        | 7 Apartment in a partly commercial structure                                            |
|  | 3.0        | 8 Wholly commercial or industrial structure                                             |
|  | <u>3.1</u> | 9 Other, or N.A.                                                                        |
|  | 100.0      |                                                                                         |

193            381            N14. Is this DU located in a public housing project?

|  |            |        |
|--|------------|--------|
|  | 2.1        | 1 Yes  |
|  | 93.5       | 5 No   |
|  | <u>4.4</u> | 9 N.A. |
|  | 100.0      |        |

|     |            |                                                                                                                                                          |
|-----|------------|----------------------------------------------------------------------------------------------------------------------------------------------------------|
| 194 | 382        | <u>Thumbnail sketch evidence on housing</u>                                                                                                              |
|     |            | PRIORITY CODE the lowest number applicable                                                                                                               |
|     | 1.0        | 1. No running water, or no water inside DU                                                                                                               |
|     | 1.0        | 2. Outside toilet (privy)                                                                                                                                |
|     | 0.3        | 3. Other structural defects (no hot water, no heat)                                                                                                      |
|     | 3.9        | 4. Poor maintenance (unpainted, broken windows, etc.)                                                                                                    |
|     | 88.6       | 5. No evidence of any of the above<br>(NOTE: This category may include a number of cases of housing defects which the interviewer neglected to mention.) |
|     | <u>5.1</u> | 9. Evidence, but N.A. what degree                                                                                                                        |
|     | 99.9       |                                                                                                                                                          |

|     |         |                                              |
|-----|---------|----------------------------------------------|
| 195 | 383-384 | <u>Word-to-picture Score (Two Digits)</u>    |
|     |         | 00 Zero                                      |
|     |         | 01 One                                       |
|     |         | ... etc.                                     |
|     |         | 98 Test not given (no number at top of page) |
|     |         | 99 (Test not taken), N.A.                    |

For half the Census sample, in half the PSU's, respondents were given a set of four pictures, and fourteen words were read asking the respondent to indicate which was the best picture for that word. The words and pictures came from the Ammons Quick Test,\* but the procedure was so altered that the result should not be considered an application of that test. Actually, as graded in tests on school children, we took every third word up through age 12, so that many people would be expected to get them all right, and only the bottom fringe would be distinguished. (This reduces the amount of failure experience and field difficulties, we feel.) The simplest words were names of objects actually in one picture, and as the words get more difficult, their connection to a picture also becomes more indirect.

---

\* Martha J. Mednick, "The Relationship of the Ammons Quick Test of Intelligence to Other Ability Measures," Psychological Reports, 72, 1965, 48-59.

|     |              |      |                                                                                                                                                                                                    |
|-----|--------------|------|----------------------------------------------------------------------------------------------------------------------------------------------------------------------------------------------------|
| 196 | 385          | F1 * | <u>Are you working now, unemployed, retired, or what?</u>                                                                                                                                          |
|     | 74.2         | 1    | Working now, or laid off only temporarily                                                                                                                                                          |
|     | 2.2          | 2    | Unemployed                                                                                                                                                                                         |
|     | 14.1         | 3    | Retired, permanently disabled                                                                                                                                                                      |
|     | 7.1          | 4    | Housewife                                                                                                                                                                                          |
|     | 2.3          | 5    | Student                                                                                                                                                                                            |
|     | 0.1          | 6    | Other                                                                                                                                                                                              |
|     | <u>100.0</u> |      |                                                                                                                                                                                                    |
| 197 | 386          | F2   | <u>What is your main occupation?</u>                                                                                                                                                               |
|     |              | G1   | <u>What do you do when you work? (What is your occupation?)</u>                                                                                                                                    |
|     |              | H2   | <u>What kind of work did you do when you worked? (What was your occupation?)</u>                                                                                                                   |
|     | 12.7         | 1    | Professional, technical and kindred workers                                                                                                                                                        |
|     | 7.4          | 2    | Managers, officials and proprietors                                                                                                                                                                |
|     | 4.5          | 3    | Self-employed businessmen                                                                                                                                                                          |
|     | 11.6         | 4    | Clerical and sales workers                                                                                                                                                                         |
|     | 16.0         | 5    | Craftsmen, foremen, and kindred workers                                                                                                                                                            |
|     | 13.9         | 6    | Operatives and kindred workers                                                                                                                                                                     |
|     | 12.0         | 7    | Laborers and service workers, farm laborers                                                                                                                                                        |
|     | 3.0          | 8    | Farmers and farm managers                                                                                                                                                                          |
|     | 2.5          | 9    | Miscellaneous (armed services, protective workers, unemployed last year but looking for work, N.A.)                                                                                                |
|     | <u>16.4</u>  | 0    | Not in labor force at all in 1967, retired (includes students and housewives who did no work last year and are not working). Permanently disabled or not in labor force and did no work last year. |
|     | <u>100.0</u> |      |                                                                                                                                                                                                    |

---

\* F questions were asked only of the Employed, G questions only of the unemployed, and H questions only of the Retired. If no question is listed for that group, its members will be coded "0" for that code. Thus, if no F question is given, all employed will be coded "0" (Inap.)

| <u>Variable Number</u> | <u>Tape Location</u> | <u>Content</u>                                                                                                    |
|------------------------|----------------------|-------------------------------------------------------------------------------------------------------------------|
| 198                    | 387                  | <u>F4. Do you work for someone else, yourself or what?</u>                                                        |
|                        | 61.7                 | 1. Someone else                                                                                                   |
|                        | 2.3                  | 2. Both someone else and self                                                                                     |
|                        | 10.1                 | 3. Self only                                                                                                      |
|                        | 0.2                  | 9. .N.A.                                                                                                          |
|                        | <u>25.8</u>          | 0. Inap.                                                                                                          |
|                        | 100.1                |                                                                                                                   |
| 199                    | 388                  | <u>F5. How important is it for you to make your own decisions on a job?</u>                                       |
|                        |                      | <u>G29. How important is it for you to make your own decisions on a job?</u>                                      |
|                        | 26.6                 | 1. Very important; of great importance; I don't want anyone to tell me what to do; I make all the decisions I can |
|                        | 18.3                 | 2. Important; quite important; pretty important; I'm on my own                                                    |
|                        | 3.7                  | 3. Somewhat important; 50% important; fairly important                                                            |
|                        | 9.6                  | 4. Not very important; not too important; not that important; don't mind working under someone else               |
|                        | 4.6                  | 5. Not important at all; just do what I'm told; I don't like to make decisions                                    |
|                        | 3.3                  | 9. N.A., D.K.                                                                                                     |
|                        | <u>33.8</u>          | 0. Inap.                                                                                                          |
|                        | 99.9                 |                                                                                                                   |
| 200                    | 389                  | <u>F6. How long have you been working for your present employer?</u>                                              |
|                        | 6.4                  | 1. Less than half a year; 0-6 months                                                                              |
|                        | 8.0                  | 2. 1 year; 7-18 months                                                                                            |
|                        | 11.1                 | 3. 2-3 years; 19months-42 months                                                                                  |
|                        | 14.2                 | 4. 4 through 9 years                                                                                              |
|                        | 14.6                 | 5. 10 through 19 years                                                                                            |
|                        | 8.6                  | 6. 20 years or more                                                                                               |
|                        | 0.8                  | 9. N.A.                                                                                                           |
|                        | <u>36.2</u>          | 0. Inap., (retired, housewife, student, self-employed)                                                            |
|                        | 99.9                 |                                                                                                                   |

| <u>Variable Number</u> | <u>Tape Location</u> | <u>Content</u>                                                                                                                                                                                   |
|------------------------|----------------------|--------------------------------------------------------------------------------------------------------------------------------------------------------------------------------------------------|
| 201                    | 390                  | F7. <u>What happened to the job you had before - did the company fold, were you laid off, or what?</u>                                                                                           |
|                        |                      | G5. <u>Did the company you worked for fold, were you laid off, or what?</u>                                                                                                                      |
|                        | 4.1                  | 1. Company folded, changed hands, moved out of town; employer died, went out of business                                                                                                         |
|                        | 0.6                  | 2. Strike or lockout                                                                                                                                                                             |
|                        | 4.8                  | 3. Laid off; fired                                                                                                                                                                               |
|                        | 20.4                 | 4. Quit or resigned, retired, pregnant                                                                                                                                                           |
|                        | 4.1                  | 5. First full time or permanent job I ever had; wasn't working before this                                                                                                                       |
|                        | 1.5                  | 6. Was self-employed before                                                                                                                                                                      |
|                        | 4.2                  | 7. Other; drafted (in service) and did not come back to same job after service; just wanted a change in job; needed more money; was in service, any mention of service, seasonal work, job ended |
|                        | 1.3                  | 8. Job stopped; work was seasonal                                                                                                                                                                |
|                        | 1.8                  | 9. N.A.                                                                                                                                                                                          |
|                        | <u>57.1</u>          | 0. Inap.                                                                                                                                                                                         |
|                        | 99.9                 |                                                                                                                                                                                                  |
| 202                    | 391                  | F8. <u>Would you say your present job is a better job than the one you had before?</u>                                                                                                           |
|                        |                      | F9. <u>(If not clear) Does it pay more than the previous job?</u>                                                                                                                                |
|                        | 27.7                 | 1. "Yes" to F8, or reply to F8 unclear, but says yes ("pays more") to F9                                                                                                                         |
|                        | 2.6                  | 3. "Pro-con," better in some ways, worse in others                                                                                                                                               |
|                        | 5.5                  | 5. "No, same," or "No, worse"                                                                                                                                                                    |
|                        | 1.6                  | 9. N.A.                                                                                                                                                                                          |
|                        | <u>62.7</u>          | 0. Inap., first job                                                                                                                                                                              |
|                        | 100.1                |                                                                                                                                                                                                  |



| <u>Variable<br/>Number</u> | <u>Tape<br/>Location</u> | <u>Content</u>                                                                                                     |
|----------------------------|--------------------------|--------------------------------------------------------------------------------------------------------------------|
| 203                        | 392                      | F10. How many different employers have you had in the<br><u>last ten years?</u>                                    |
|                            |                          | G6. How many different employers have you had in the<br><u>last ten years?</u>                                     |
|                            | 4.1                      | 1. 1                                                                                                               |
|                            | 12.8                     | 2. 2                                                                                                               |
|                            | 8.6                      | 3. 3                                                                                                               |
|                            | 5.3                      | 4. 4                                                                                                               |
|                            | 3.4                      | 5. 5                                                                                                               |
|                            | 2.9                      | 6. 6-9                                                                                                             |
|                            | 1.6                      | 7. 10-19                                                                                                           |
|                            | 0.8                      | 8. 20 or more                                                                                                      |
|                            | 2.1                      | 9. N.A.                                                                                                            |
|                            | <u>58.5</u>              | 0. Inap.                                                                                                           |
|                            | 100.1                    |                                                                                                                    |
| 204                        | 393                      | F11. Have you ever moved out of a community where you<br><u>were living in order to take a job somewhere else?</u> |
|                            |                          | G7. Have you ever moved out of a community where you<br><u>were living in order to take a job somewhere else?</u>  |
|                            | 21.9                     | 1. Yes                                                                                                             |
|                            | 53.5                     | 5. No                                                                                                              |
|                            | 0.9                      | 9. N.A.                                                                                                            |
|                            | <u>23.6</u>              | 0. Inap.                                                                                                           |
|                            | 99.9                     |                                                                                                                    |
| 205                        | 384                      | F12. Have you ever turned down a job because you did<br><u>not want to move?</u>                                   |
|                            |                          | G8. Have you ever turned down a job because you did<br><u>not want to move?</u>                                    |
|                            | 6.9                      | 1. Yes                                                                                                             |
|                            | 42.7                     | 5. No                                                                                                              |
|                            | 4.8                      | 9. N.A.                                                                                                            |
|                            | <u>45.6</u>              | 0. Inap., (retired, housewife, student, have moved<br>from community)                                              |
|                            | 100.0                    |                                                                                                                    |

| <u>Variable Number</u> | <u>Tape Location</u> | <u>Content</u>                                                                                                                                                                                    |
|------------------------|----------------------|---------------------------------------------------------------------------------------------------------------------------------------------------------------------------------------------------|
| 206                    | 395                  | G9. Do you think you will be able to find steady work around here, or will you have to move?                                                                                                      |
|                        | 1.1                  | 1. Will find steady work                                                                                                                                                                          |
|                        | 0.5                  | 3. Depends, might or might not                                                                                                                                                                    |
|                        | 0.5                  | 5. Will not, will have to move                                                                                                                                                                    |
|                        | 0.3                  | 9. N.A.                                                                                                                                                                                           |
|                        | <u>97.7</u><br>100.1 | 0. Inap. (employed)                                                                                                                                                                               |
| 207                    | 396                  | F13. How good would a job have to be before you would be willing to move somewhere else in order to get it?                                                                                       |
|                        |                      | G10. How good would a job have to be before you would be willing to move somewhere else in order to get it?                                                                                       |
|                        |                      | IF R REPLIES IN TERMS OF SPECIFIC DOLLAR AMOUNT DIFFERENCES, TRANSLATE INTO PERCENTAGE DIFFERENCE OF CURRENT WAGE RATE.                                                                           |
|                        | 2.7                  | 1. Would move to get a job; if same or better salary, would move; would like to move to take another job; wouldn't mind moving                                                                    |
|                        | 8.4                  | 2. Fairly good; would have to have good pay; would have to be somewhat better paying; would have to have moderate pay increase; pay increase of 1-10% of what now getting                         |
|                        | 4.4                  | 3. Like the situation I have; pro-con responses; pay increase of 11-24% of current salary                                                                                                         |
|                        | 35.3                 | 4. Very good; whole lot better; much better paying; don't want to move; considerably better financially; pay increase of 25% or more; I plan to stay here                                         |
|                        | 15.3                 | 5. Would <u>never consider moving</u> ; too old to consider moving; could never find a better situation anywhere else; couldn't move-my business is here; couldn't be good enough to make me move |
|                        | 5.8                  | 6. R answers only in terms of qualities of job, i.e., warm climate, depends on union considerations, and cannot be coded in 1-5 above                                                             |
|                        | 0.9                  | 7. Other                                                                                                                                                                                          |
|                        | 3.5                  | 9. N.A.                                                                                                                                                                                           |
|                        | <u>23.7</u><br>100.0 | 0. Inap.                                                                                                                                                                                          |

| <u>Variable Number</u> | <u>Tape Location</u> | <u>Content</u>                                                                                      |
|------------------------|----------------------|-----------------------------------------------------------------------------------------------------|
| 208                    | 397                  | <u>F14. Do you plan to try for a new job or line of work or will you keep the job you have now?</u> |
|                        | 11.6                 | 1. Try for a new job, or line of work                                                               |
|                        | 61.6                 | 5. Keep job have now                                                                                |
|                        | 0.9                  | 9. N.A.                                                                                             |
|                        | <u>26.0</u>          | 0. Inap.                                                                                            |
|                        | 100.1                |                                                                                                     |
| 209                    | 398                  | <u>F15. What kind of job do you have in mind?</u>                                                   |
|                        | 7.6                  | 1. Mentions some explicit job, e.g., machinist, computer programmer, secretarial work               |
|                        | 0.6                  | 2. Self-employment with mention of explicit type of work or broad type of work mentioned            |
|                        | 1.7                  | 3. Mentions broad type of work; "factory work"                                                      |
|                        | 0.1                  | 4. Self-employment with no mention of any explicit type of work                                     |
|                        | 0.7                  | 5 a. Does not mention any particular kind of work; mentions only company                            |
|                        | 0.7                  | 9. N.A.                                                                                             |
|                        | <u>88.4</u>          | 0. Inap.                                                                                            |
|                        | 99.8                 |                                                                                                     |
| 210                    | 399-401              | <u>F16. How much might you earn?</u>                                                                |
|                        | 300.                 | \$3.00 per hour                                                                                     |
|                        | 998.                 | \$9.98 or more per hour                                                                             |
|                        | 999.                 | N.A.                                                                                                |
|                        | 000.                 | Inap., coded 5 in Col. 23 (keep job now have)                                                       |

| <u>Variable<br/>Number</u> | <u>Tape<br/>Location</u> | <u>Content</u>                                                                                       |
|----------------------------|--------------------------|------------------------------------------------------------------------------------------------------|
| 211                        | 402                      | F17. Would you have to get additional training to qualify?<br><hr/>                                  |
|                            | 2.2                      | 1. Yes, but does not mention what                                                                    |
|                            | 2.1                      | 2. Yes, and mentions the explicit training needed; or that he is getting training                    |
|                            | 0.9                      | 3. Maybe, might help                                                                                 |
|                            | 5.7                      | 5. No                                                                                                |
|                            | 0.7                      | 9. N.A.                                                                                              |
|                            | <u>88.4</u><br>100.0     | 0. Inap., (keep job now have)                                                                        |
| 212                        | 403                      | F18, F19. Have you been doing anything in particular about it? What have you done?<br><hr/>          |
|                            | 1.4                      | 1. Yes, to F18, but no response or only vague response; have a few feelers out; been looking into it |
|                            | 2.5                      | 2. Yes to F18; mentions looking for a job; going to employment office , going to union office        |
|                            | 3.0                      | 3. Yes to F18; mentions going to school, special training program; members studying for exam         |
|                            | 4.1                      | 5. No to F18                                                                                         |
|                            | 0.5                      | 7. Yes, other                                                                                        |
|                            | 0.2                      | 9. N.A.                                                                                              |
|                            | <u>88.4</u><br>100.1     | 0. Inap., (keep job now have)                                                                        |

| <u>Variable Number</u> | <u>Tape Location</u> | <u>Content</u>                                                                                                                                                                              |
|------------------------|----------------------|---------------------------------------------------------------------------------------------------------------------------------------------------------------------------------------------|
| 213                    | 404                  | F20. How much do you like a job where you are told exactly what to do?<br><hr/>                                                                                                             |
|                        |                      | G16. How much do you like a job where you are told exactly what to do?<br><hr/>                                                                                                             |
|                        | 7.1                  | 1. I like it                                                                                                                                                                                |
|                        | 11.5                 | 2. I don't mind it too much; don't mind following instructions; like it if done the right way; O.K.                                                                                         |
|                        | 7.6                  | 3. I don't mind it sometimes; not too fond of it; like it sometimes; fair; depends on the job (situation); not too fond of it; I can take it; "Tell me what to do and then leave me alone." |
|                        | 29.7                 | 4. Don't like it; don't think I'd like it; not (very) much; prefer a job where I'm on my own; wouldn't like it; like to be on my own really.                                                |
|                        | 16.1                 | 5. I don't like it at all; hate it; don't like it a bit; that's why I'm this kind of business; or that's why I own a business                                                               |
|                        | 4.4                  | 9. N.A.                                                                                                                                                                                     |
|                        | <u>23.7</u><br>100.1 | 0. Inap.                                                                                                                                                                                    |
| 214                    | 405                  | F21, F22. Would you have any trouble getting another job if you wanted one? Why is that?<br><hr/>                                                                                           |
|                        |                      | G11, G12. Is there anything in particular that might make it difficult for you to get another job?<br><hr/>                                                                                 |
|                        | 0.1                  | 1. Yes, mentions arrest or prison record; wages garnished too frequently                                                                                                                    |
|                        | 2.2                  | 2. Yes, lack training in something else; only limited education                                                                                                                             |
|                        | 9.0                  | 3. Yes, mentions age; physical or mental disability                                                                                                                                         |
|                        | 1.2                  | 4. Yes, gives only vague reasons, other reasons                                                                                                                                             |
|                        | 61.8                 | 5. No                                                                                                                                                                                       |
|                        | 0.2                  | 6. Foreign-language difficulty                                                                                                                                                              |
|                        | 0.0                  | 7. Yes, but N.A. what                                                                                                                                                                       |
|                        | 1.7                  | 9. N.A.                                                                                                                                                                                     |
|                        | <u>23.9</u><br>100.1 | 0. Inap.                                                                                                                                                                                    |

| <u>Variable<br/>Number</u> | <u>Tape<br/>Location</u> | <u>Content</u>                                                                                                                                                             |
|----------------------------|--------------------------|----------------------------------------------------------------------------------------------------------------------------------------------------------------------------|
| 215                        | 406                      | F23, F24. Have you ever had an illness or accident that laid you up for a month or more?<br>When was that?<br><hr/>                                                        |
|                            |                          | G17, G18. Have you ever had an illness or accident that laid you up for a month or more?<br>(If yes) When was that?<br><hr/>                                               |
|                            | 5.1                      | 1. Yes, a year ago; within the last year or more recently; 1967 or 1968                                                                                                    |
|                            | 4.6                      | 2. Yes, 2-3 years ago; 1965 or 1966                                                                                                                                        |
|                            | 6.2                      | 3. Yes, 4-9 years ago; 1959-1964                                                                                                                                           |
|                            | 7.6                      | 4. Yes, 10 or more years ago; before 1959; 1958 or earlier                                                                                                                 |
|                            | 51.7                     | 5. No                                                                                                                                                                      |
|                            | 0.1                      | 7. Yes, N.A. when                                                                                                                                                          |
|                            | 0.8                      | 9. N.A., D.K.                                                                                                                                                              |
|                            | <u>23.7</u>              | 0. Inap.                                                                                                                                                                   |
|                            | 99.8                     |                                                                                                                                                                            |
| 216                        | 407                      | F25. Do you have a physical or nervous condition that limits the type of work or the amount of work you can do? (If Yes - F26. How much does it limit your work?)<br><hr/> |
|                            |                          | G19, G20. Do you have a physical or nervous condition that limits the type of work or the amount of work you can do? (If Yes - How much does it limit your work?)<br><hr/> |
|                            | 4.9                      | 1. Yes, complete limitation; can't work at all                                                                                                                             |
|                            | 4.7                      | 2. Yes, severe limitation on work                                                                                                                                          |
|                            | 8.1                      | 3. Yes, some limitation on work (must rest, mentions part-time work, occasional limit on work, can't lift heavy objects, reports periods of pain, sickness, etc.)          |
|                            | 1.4                      | 4. Yes, but no limitation on work                                                                                                                                          |
|                            | 77.7                     | 5. No.                                                                                                                                                                     |
|                            | 2.4                      | 7. Yes, N.A. limitation on work                                                                                                                                            |
|                            | <u>0.9</u>               | 9. N.A.                                                                                                                                                                    |
|                            | 100.1                    |                                                                                                                                                                            |

| <u>Variable<br/>Number</u> | <u>Tape<br/>Location</u> | <u>Content</u>                                                                                                                                                                                                                                                                                                                                                                                                                                                                                                                                                                                                                                                     |
|----------------------------|--------------------------|--------------------------------------------------------------------------------------------------------------------------------------------------------------------------------------------------------------------------------------------------------------------------------------------------------------------------------------------------------------------------------------------------------------------------------------------------------------------------------------------------------------------------------------------------------------------------------------------------------------------------------------------------------------------|
| 217                        | 408                      | <p>F27. Are there times when you are late getting to work?<br/>(If yes, F28) About how often does that happen?</p> <hr/> <p>G21, G22. When you were working, were there times when<br/>you were late getting to work? (If yes) About<br/>how often did that happen?</p> <hr/> <p>3.4 1. Yes, frequently; once a week or more often</p> <p>3.6 2. Yes, fairly often; 1-3 times a month</p> <p>5.0 3. Yes, once in a while; a few times a year, not very<br/>often</p> <p>1.8 4. Yes, rarely; once a year or less</p> <p>60.2 5. No; never</p> <p>0.8 8. Yes, N.A. how often</p> <p>1.2 9. N.A.</p> <p><u>24.0</u> 0. Inap.<br/>100.0</p>                            |
| 218                        | 409                      | <p>F29. Are there times when you don't go to work at all,<br/>even though you are not sick?<br/>(If yes - F30) How often does that happen?</p> <hr/> <p>G23, G24. Were there times when you didn't get to work<br/>at all, even though you were not sick? (if<br/>yes) How often did that happen?</p> <hr/> <p>0.5 1. Yes, frequently; once a week or more often</p> <p>1.6 2. Yes, fairly often; 1-3 times a month</p> <p>4.2 3. Yes, once in a while; a few times a year, not very<br/>often</p> <p>1.4 4. Yes, rarely; once a year or less</p> <p>66.4 5. No</p> <p>1.0 8. Yes, but N.A. how often</p> <p>1.0 9. N.A.</p> <p><u>23.9</u> 0. Inap.<br/>100.0</p> |

| <u>Variable<br/>Number</u> | <u>Tape<br/>Location</u> | <u>Content</u>                                                                                                                                       |
|----------------------------|--------------------------|------------------------------------------------------------------------------------------------------------------------------------------------------|
| 219                        | 410                      | F31. Have you ever been out of a job or on strike for two months or more at a time?<br>(If yes - F32) When was the last time that happened?<br><hr/> |
|                            |                          | G25, G26. Have you ever been out of a job or on strike for two months or more at a time?<br>(If yes) When was the last time that happened?<br><hr/>  |
|                            | 3.6                      | 1. 1967 or 1968                                                                                                                                      |
|                            | 1.7                      | 2. 1965-1966                                                                                                                                         |
|                            | 1.9                      | 3. 1962-1964                                                                                                                                         |
|                            | 3.1                      | 4. 1955-1961                                                                                                                                         |
|                            | 62.4                     | 5. No                                                                                                                                                |
|                            | 1.6                      | 6. 1945-1954                                                                                                                                         |
|                            | 0.7                      | 7. Before 1945                                                                                                                                       |
|                            | 0.2                      | 8. Yes, N.A. when                                                                                                                                    |
|                            | 0.8                      | 9. N.A., D.K.                                                                                                                                        |
|                            | <u>24.0</u>              | 0. Inap.                                                                                                                                             |
|                            | 100.0                    |                                                                                                                                                      |
| 220                        | 411                      | F33. In the last year, how many days were you unemployed, laid off, or without work?<br><hr/>                                                        |
|                            | 87.2                     | 0. None ,or Inap.                                                                                                                                    |
|                            | 2.3                      | 1. 1-5 days; 1 week                                                                                                                                  |
|                            | 1.7                      | 2. 6-10 days; 2 weeks                                                                                                                                |
|                            | 2.6                      | 3. 11-25 days; 3-5 weeks                                                                                                                             |
|                            | 4.7                      | 4. 26 or more days (or unemployed now), 6 or more weeks                                                                                              |
|                            | <u>1.5</u>               | 9. N.A.                                                                                                                                              |
|                            | 100.0                    |                                                                                                                                                      |



| <u>Variable Number</u> | <u>Tape Location</u> | <u>Content</u>                                                                                                                                                                                                                                                                                                                                                                                                                                                         |
|------------------------|----------------------|------------------------------------------------------------------------------------------------------------------------------------------------------------------------------------------------------------------------------------------------------------------------------------------------------------------------------------------------------------------------------------------------------------------------------------------------------------------------|
| 221                    | 412                  | <p><u>F34. How many days of work did you miss on your main job in the last year because you were sick or otherwise unable to work?</u></p> <p>23.2 1. 1-5 days 1 week</p> <p>5.7 2. 6-10 days 2 weeks</p> <p>3.4 3. 11-25 days 3-5 weeks</p> <p>3.7 4. 26 or more days (or unemployed now), 6 or more weeks</p> <p>1.0 9. N.A. (includes retired, unemployed)</p> <p><u>62.9</u> 0. Inap.</p> <p>99.9</p>                                                              |
| 222                    | 413                  | <p><u>F35. And how many weeks of vacation did you take last year?</u></p> <p>45.9 0. None</p> <p>12.4 1. One; 1-5 days</p> <p>19.8 2. Two; 6-10 days</p> <p>10.1 3. Three; 11-15 days</p> <p>11.1 4. Four or more; 16 or more days</p> <p>0.7 9. N.A.</p> <p><u>0.7</u></p>                                                                                                                                                                                            |
| 223                    | 414                  | <p>13iJ.0</p> <p><u>F36. Then how many weeks did you actually work on your main job in 1967?</u></p> <p><u>G3. How many weeks did you work last year?</u></p> <p><u>H3. How many weeks did you work last year?</u></p> <p>17.4 0. None (did not work at all last year) Or Inap.</p> <p>3.4 1. 1-13</p> <p>3.4 2. 14-26</p> <p>5.6 3. 27-39</p> <p>13.3 4. 40-47</p> <p>19.3 5. 48-49</p> <p>25.6 6. 50-51</p> <p>10.1 7. 52</p> <p><u>1.9</u> 9. N.A.</p> <p>100.0</p> |

| <u>Variable<br/>Number</u> | <u>Tape<br/>Location</u> | <u>Content</u>                                                                                                                       |
|----------------------------|--------------------------|--------------------------------------------------------------------------------------------------------------------------------------|
| 224                        | 415                      | <u>F37. Did you have a standard work week on your main job?</u>                                                                      |
|                            | 51.7                     | 1. Yes                                                                                                                               |
|                            | 21.8                     | 5. No                                                                                                                                |
|                            | 0.4                      | 9. N.A.                                                                                                                              |
|                            | <u>26.0</u>              | 0. Inap.                                                                                                                             |
|                            | 99.9                     |                                                                                                                                      |
| 225                        | 416                      | F38, F41. How many hours a week is that? On the average,<br>how many hours a week did you work on your<br><u>main job last year?</u> |
|                            |                          | <u>G4. About how many hours a week did you work (when you<br/>worked)?</u>                                                           |
|                            |                          | <u>H4. About how many hours a week did you work (when<br/>you worked)?</u>                                                           |
|                            | 2.7                      | 1. 1-19 hours a week                                                                                                                 |
|                            | 4.5                      | 2. 20-34                                                                                                                             |
|                            | 5.1                      | 3. 35-39                                                                                                                             |
|                            | 40.1                     | 4. 40                                                                                                                                |
|                            | 6.4                      | 5. 41-47                                                                                                                             |
|                            | 3.5                      | 6. 48                                                                                                                                |
|                            | 9.1                      | 7. 49-59                                                                                                                             |
|                            | 8.1                      | 8. 60 or more                                                                                                                        |
|                            | 2.9                      | 9. N.A.                                                                                                                              |
|                            | <u>17.5</u>              | 0. Inap., did not work last year                                                                                                     |
|                            | 99.9                     |                                                                                                                                      |
| 226                        | 417                      | F39, F40. Did you have any overtime or extra work on<br>your main job? How many hours did that<br><u>amount to last year?</u>        |
|                            | 7.5                      | 1. Yes, 1-49 hours                                                                                                                   |
|                            | 8.8                      | 2. Yes, 50-199 hours                                                                                                                 |
|                            | 4.9                      | 3. Yes, 200-399 hours                                                                                                                |
|                            | 5.4                      | 4. Yes, 400 or more hours                                                                                                            |
|                            | 22.1                     | 5. No                                                                                                                                |
|                            | 2.3                      | 7. Yes, N.A. how much                                                                                                                |
|                            | 1.1                      | 9. N.A.                                                                                                                              |
|                            | <u>47.8</u>              | 0. Inap., no standard work week                                                                                                      |
|                            | 99.9                     |                                                                                                                                      |

| <u>Variable<br/>-Number</u> | <u>Tape<br/>Location</u> | <u>Content</u>                                                                                                                |
|-----------------------------|--------------------------|-------------------------------------------------------------------------------------------------------------------------------|
| 227                         | 418                      | F42, F44. Did you have any other jobs or any other ways of making money in addition to your main job? Anything else?<br><hr/> |
|                             | 13.3                     | 1. Yes, One other job or way of making money. "No" or "N.A." to F44                                                           |
|                             | 2.2                      | 3. Yes, two or more other jobs, or ways of making money                                                                       |
|                             | 0.3                      | 4. Not as a job, coded '0' by F45                                                                                             |
|                             | 57.7                     | 5. No                                                                                                                         |
|                             | 0.6                      | 9. N.A.                                                                                                                       |
|                             | <u>26.0</u>              | 0. Inap.                                                                                                                      |
|                             | 100.1                    |                                                                                                                               |
| 228                         | 419                      | F43. What did you do? If two or more jobs, code the one with the lowest code number (highest status)<br><hr/>                 |
|                             | 2.4                      | 1. Professional and technical workers                                                                                         |
|                             | 0.7                      | 2. Managers and officials                                                                                                     |
|                             | 0.9                      | 3. Self-employed businessmen                                                                                                  |
|                             | 1.7                      | 4. Clerical and sales workers                                                                                                 |
|                             | 2.6                      | 5. Craftsmen and foremen                                                                                                      |
|                             | 1.4                      | 6. Operatives                                                                                                                 |
|                             | 2.4                      | 7. Unskilled laborers and service workers                                                                                     |
|                             | 1.4                      | 8. Farmers and farm managers                                                                                                  |
|                             | 1.9                      | 9. Miscellaneous                                                                                                              |
|                             | <u>84.5</u>              | 0. Inap., (not in labor force                                                                                                 |
|                             | 99.9                     | or does not have second job)                                                                                                  |
| 229                         | 420-422                  | <u>F45. About how much did you make per hour for this?</u>                                                                    |
|                             |                          | 300. \$3.00 per hour                                                                                                          |
|                             |                          | 998. \$9.98 or more per hour                                                                                                  |
|                             |                          | 999. N.A.                                                                                                                     |
|                             |                          | 000. Inap. (No second job)                                                                                                    |

| <u>Variable Number</u> | <u>Tape Location</u> | <u>Content</u>                                                                    |
|------------------------|----------------------|-----------------------------------------------------------------------------------|
| 230                    | 423                  | <u>F47. Could you have worked more if you had wanted to in 1967?</u>              |
|                        | 34.2                 | 1. Yes                                                                            |
|                        | 38.6                 | 5. No                                                                             |
|                        | 1.1                  | 9. N.A., D.K.                                                                     |
|                        | <u>26.1</u>          | 0. Inap.                                                                          |
|                        | 100.0                |                                                                                   |
| 231                    | 424                  | <u>F48. Would you have liked to work more?</u>                                    |
|                        | 10.5                 | 1. Yes                                                                            |
|                        | 25.5                 | 5. No                                                                             |
|                        | 3.7                  | 9. N.A., D.K.                                                                     |
|                        | <u>60.3</u>          | 0. Inap. (Could have worked more)                                                 |
|                        | 100.0                |                                                                                   |
| 232                    | 425                  | <u>F49. Could you have worked less if you had wanted to_?</u>                     |
|                        | 33.0                 | 1. Yes                                                                            |
|                        | 27.9                 | 5. No                                                                             |
|                        | 2.6                  | 9. N.A., D.K.                                                                     |
|                        | <u>36.5</u>          | 0. Inap. (Could not have worked more, and would like to have worked more)         |
|                        | 100.0                |                                                                                   |
| 233                    | 426                  | <u>F50. Would you have preferred less work even if you had earned less money?</u> |
|                        | 2.3                  | 1. Yes                                                                            |
|                        | 23.7                 | 5. No                                                                             |
|                        | 4.3                  | 9. N.A., D.K.                                                                     |
|                        | <u>69.7</u>          | 0. Inap. (Could have worked less)                                                 |
|                        | 100.0                |                                                                                   |
| 234                    | 427                  | <u>Bracket on Taxable Income of head and wife</u>                                 |
|                        | 13.9                 | 0. Less than \$500                                                                |
|                        | 3.4                  | 1. \$500-999                                                                      |
|                        | 6.0                  | 2. \$1000-1999                                                                    |
|                        | 4.7                  | 3. \$2000-2999                                                                    |
|                        | 5.0                  | 4. \$3000-3999                                                                    |
|                        | 6.2                  | 5. \$4000-4999                                                                    |
|                        | 18.0                 | 6. \$5000-7499                                                                    |
|                        | 15.5                 | 7. \$7500-9999                                                                    |
|                        | 18.5                 | 8. \$10,000-14,999                                                                |
|                        | <u>8.7</u>           | 9. \$15,000 or more                                                               |
|                        | 99.9                 |                                                                                   |

(Replaces an empty code, since Question G9 was actually coded in Variable 206 [TL 395])

| <u>Variable Number</u> | <u>Tape Location</u> | <u>Content</u>                                                                                                                                                                                                                                                                                                                                                                                                                                                                                                          |
|------------------------|----------------------|-------------------------------------------------------------------------------------------------------------------------------------------------------------------------------------------------------------------------------------------------------------------------------------------------------------------------------------------------------------------------------------------------------------------------------------------------------------------------------------------------------------------------|
| 235                    | 428                  | <p><u>G13. How many places do you have your name in for a job?</u></p> <p>H5, H6. Are you thinking about going to work? (If yes) How many places do you have your name in for a job?</p> <hr/> <p>1.0 1. Yes, 1 place</p> <p>0.4 2. Yes, 2 places</p> <p>0.3 3. Yes, 3 places</p> <p>0.8 4. Yes, 4 or more places</p> <p>3.6 5. No (Yes to H5, No to H6)</p> <p>0.6 9. N.A., D.K.</p> <p><u>93.4</u><br/>100.1 0. Inap., not thinking about going to work (No to H5)</p>                                                |
| 236                    | 429                  | <p><u>G14, G15. Have you applied for a job anywhere in the last 2 weeks? (If yes) How many places did you apply?</u></p> <hr/> <p>H7, H8. Have you applied for a job anywhere in the last two weeks? (If yes) How many places did you apply?</p> <hr/> <p>0.7 1. Yes, 1 place</p> <p>0.2 2. Yes, 2 places</p> <p>0.1 3. Yes, 3 places</p> <p>0.4 4. Yes, 4 or more places</p> <p>2.7 5. No</p> <p>0.6 9. N.A., D.K.</p> <p><u>95.2</u><br/>99..9 0. Inap., (employed, or retired and not thinking of going to work)</p> |
| 237                    | 430                  | <p><u>G27. Are there jobs available around here that just aren't worth taking?</u></p> <hr/> <p>H9. Are there jobs around here that just aren't worth taking?</p> <hr/> <p>2.1 1. Yes</p> <p>1.0 5. No</p> <p>1.7 9. N.A., D.K.</p> <p><u>95.2</u><br/>100.0 0. Inap., not thinking of going to work</p>                                                                                                                                                                                                                |

| <u>Variable Number</u> | <u>Tape Location</u> |
|------------------------|----------------------|
|------------------------|----------------------|

Content

|     |         |
|-----|---------|
| 238 | 431-433 |
|-----|---------|

G28. (If yes) How much do they pay?  
H10. (If yes) How much do they pay?

050. 50mannlist@lists.cc.utexas.edu cents per hour

300. \$3.00 per hour

... etc.

998. \$9.98 or more per hour

999. N.A., D.K. how much

000. Inap., no jobs that are worth taking or not thinking of going to work

|     |     |
|-----|-----|
| 239 | 434 |
|-----|-----|

I1. Are you married, single, widowed, divorced, or separated?

71.5

1. Married

7.6

2. Single

12.0

3. Widowed

4.7

4. Divorced

3.2

5. Separated

0.7

8. Married, spouse absent

0.2

9. N.A.

99.9

|     |         |
|-----|---------|
| 240 | 435-436 |
|-----|---------|

I13, I15, I22, or I23. When were you first married?

(CODE AGE OF HEAD WHEN FIRST MARRIED)

23. 23 years old

... etc.

99. N.A.

00. Inap., never married

| <u>Variable Number</u> | <u>Tape Location</u> | <u>Column Number</u> | <u>Content</u>                                                                                                                               |
|------------------------|----------------------|----------------------|----------------------------------------------------------------------------------------------------------------------------------------------|
| 241                    | 437                  |                      | <u>I4. (If widowed, divorced, or separated) "For how long?"</u>                                                                              |
|                        |                      | 3.3                  | 1. About 1 year or less, 1967-1968                                                                                                           |
|                        |                      | 4.9                  | 2. 2-4 years; 1964-1966                                                                                                                      |
|                        |                      | 4.2                  | 3. 5-9 years; 1959-1963                                                                                                                      |
|                        |                      | 4.2                  | 4. 10-19years;1949-1958                                                                                                                      |
|                        |                      | 2.4                  | 5. 20 years or more; 1948 or earlier                                                                                                         |
|                        |                      | 2.0                  | 9. N.A.                                                                                                                                      |
|                        |                      | <u>79.0</u>          | 0. Inap., not widowed, divorced, or separated                                                                                                |
|                        |                      | 100.0                |                                                                                                                                              |
| 242                    | 438                  |                      | <u>I7, I14. How were the children taken care of while you were working? How were the children taken care of while your wife was working?</u> |
|                        |                      | 0.6                  | 1. They take care of themselves                                                                                                              |
|                        |                      | 3.2                  | 2. Children in school, wife home when they are not                                                                                           |
|                        |                      | 5.7                  | 3. Relatives (inside or outside household), spouse                                                                                           |
|                        |                      | 0.6                  | 4. Friend or neighbor                                                                                                                        |
|                        |                      | 0.5                  | 5. Nursery school, day care center                                                                                                           |
|                        |                      | 4.2                  | 6. Unrelated baby sitter or housekeeper                                                                                                      |
|                        |                      | 0.8                  | 7. Other                                                                                                                                     |
|                        |                      | 0.8                  | 9. N.A.                                                                                                                                      |
|                        |                      | <u>83.6</u>          | 0. Inap., no children under 12 or head not working or a wife not working                                                                     |
|                        |                      | 100.0                |                                                                                                                                              |
| 243                    | 439                  |                      | <u>I9, I10. Did your wife do any work for money last year? (If yes) What kind of work did she do?</u>                                        |
|                        |                      | 4.4                  | 1. Professional or technical                                                                                                                 |
|                        |                      | 0.6                  | 2. Manager, official                                                                                                                         |
|                        |                      | 0.7                  | 3. Self-employed businesswoman                                                                                                               |
|                        |                      | 11.9                 | 4. Clerical or sales                                                                                                                         |
|                        |                      | 0.5                  | 5. Craftswoman or foreman                                                                                                                    |
|                        |                      | 5.1                  | 6. Operative                                                                                                                                 |
|                        |                      | 6.9                  | 7. Unskilled laborer or service                                                                                                              |
|                        |                      | 0.0                  | 8. Farming                                                                                                                                   |
|                        |                      | 1.7                  | 9. Miscellaneous                                                                                                                             |
|                        |                      | <u>68.1</u>          | 0. Wife did not do any work for money last year. ("No" to I9 or No Wife)                                                                     |
|                        |                      | 99.9                 |                                                                                                                                              |

| <u>Variable Number</u> | <u>Tape Location</u> | <u>Content</u>                                                                                                                                                                                   |
|------------------------|----------------------|--------------------------------------------------------------------------------------------------------------------------------------------------------------------------------------------------|
| 244                    | 440                  | <u>I11. About how many weeks did she work last year?</u>                                                                                                                                         |
|                        | 4.9                  | 1. 1-13 weeks                                                                                                                                                                                    |
|                        | 4.1                  | 2. 14-26 weeks                                                                                                                                                                                   |
|                        | 3.9                  | 3. 27-39                                                                                                                                                                                         |
|                        | 2.9                  | 4. 40-47                                                                                                                                                                                         |
|                        | 3.2                  | 5. 48-49                                                                                                                                                                                         |
|                        | 8.0                  | 6. 50-51                                                                                                                                                                                         |
|                        | 3.1                  | 7. 52                                                                                                                                                                                            |
|                        | 1.8                  | 9. N.A.                                                                                                                                                                                          |
|                        | <u>68.1</u>          | 0. Inap., no working wife                                                                                                                                                                        |
|                        | 100.0                |                                                                                                                                                                                                  |
| 245                    | 441                  | <u>I12. And about how many hours a week did she work?</u>                                                                                                                                        |
|                        | 3.5                  | 1. 1-19 hours a week                                                                                                                                                                             |
|                        | 5.0                  | 2. 20-34 hours a week                                                                                                                                                                            |
|                        | 3.4                  | 3. 35-39                                                                                                                                                                                         |
|                        | 14.0                 | 4. 40                                                                                                                                                                                            |
|                        | 1.6                  | 5. 41-47                                                                                                                                                                                         |
|                        | 0.7                  | 6. 48                                                                                                                                                                                            |
|                        | 1.2                  | 7. 49-59                                                                                                                                                                                         |
|                        | 0.5                  | 8. 60 or more                                                                                                                                                                                    |
|                        | 1.8                  | 9. N.A.                                                                                                                                                                                          |
|                        | <u>68.2</u>          | 0. Inap., no working wife                                                                                                                                                                        |
|                        | 99.9                 |                                                                                                                                                                                                  |
| 246                    | 442                  | <u>I16, I17, I18. How many grades of school did your wife finish? Did she have any other schooling? (If yes) What other schooling did she have? (If college) Does she have a college degree?</u> |
|                        | 2.9                  | 1. 0-5 grades                                                                                                                                                                                    |
|                        | 10.2                 | 2. 6-8 grades, grade school                                                                                                                                                                      |
|                        | 13.3                 | 3. 9-11 grades (some high school)                                                                                                                                                                |
|                        | 21.5                 | 4. 12 grades (completed high school)                                                                                                                                                             |
|                        | 8.5                  | 5. 12 grades plus non-academic training                                                                                                                                                          |
|                        | 7.7                  | 6. College, no degree                                                                                                                                                                            |
|                        | 4.0                  | 7. College, bachelors degree                                                                                                                                                                     |
|                        | 1.2                  | 8. College, advanced or professional degree, some graduate work, close to receiving degree                                                                                                       |
|                        | 1.0                  | 9. N.A., D.K.                                                                                                                                                                                    |
|                        | <u>29.6</u>          | 0. Inap., no wife                                                                                                                                                                                |
|                        | 99.9                 |                                                                                                                                                                                                  |



| <u>Variable<br/>Number</u> | <u>Tape<br/>Location</u> | <u>Content</u>                                                                                                                                                                                       |
|----------------------------|--------------------------|------------------------------------------------------------------------------------------------------------------------------------------------------------------------------------------------------|
| <b>247</b>                 | <b>443</b>               | <u>I21. Is this your (Head's) first marriage?</u>                                                                                                                                                    |
|                            | 59.7                     | 1. Yes                                                                                                                                                                                               |
|                            | 10.6                     | 5. No                                                                                                                                                                                                |
|                            | 0.6                      | 9. N.A.                                                                                                                                                                                              |
|                            | <u>29.1</u>              | 0. Inap., head not married                                                                                                                                                                           |
|                            | 100.0                    |                                                                                                                                                                                                      |
| <b>248</b>                 | <b>444</b>               | <u>I25, I26, I27. Do you expect to have any more children?<br/>If yes, when do you think you might have<br/>another child? (If no) How sure are you<br/>that you won't have any (more) children?</u> |
|                            | 6.1                      | 1. Yes, and expects to have another 9 months or more<br>from now (includes adopted children)                                                                                                         |
|                            | 3.1                      | 2. Yes, and expects to have another less than 9 months<br>from now                                                                                                                                   |
|                            | 4.1                      | 3. Yes, but does not know when                                                                                                                                                                       |
|                            | 0.5                      | 4. Yes, N.A. when                                                                                                                                                                                    |
|                            | 12.2                     | 5. No and are sure                                                                                                                                                                                   |
|                            | 5.8                      | 6. No, and fairly sure                                                                                                                                                                               |
|                            | 7.5                      | 7. No, and not sure                                                                                                                                                                                  |
|                            | 1.8                      | 8. No, N.A. whether sure                                                                                                                                                                             |
|                            | 1.9                      | 9. N.A., yes or no                                                                                                                                                                                   |
|                            | <u>57.2</u>              | 0. Inap., widowed, divorced, separated, wife<br>over <b>45</b> , no wife                                                                                                                             |
|                            | 100.2                    |                                                                                                                                                                                                      |

|     |     |                                                                                                                                                                                              |                                                   |
|-----|-----|----------------------------------------------------------------------------------------------------------------------------------------------------------------------------------------------|---------------------------------------------------|
| 249 | 445 | J2. <u>What were your total receipts from farming?</u>                                                                                                                                       |                                                   |
|     |     | 0.2                                                                                                                                                                                          | 1. Less than \$500 (including negatives and zero) |
|     |     | 0.0                                                                                                                                                                                          | 2. \$500-999                                      |
|     |     | 0.3                                                                                                                                                                                          | 3. \$1000-1999                                    |
|     |     | 0.2                                                                                                                                                                                          | 4. \$2000-2999                                    |
|     |     | 0.4                                                                                                                                                                                          | 5. \$3000-4999                                    |
|     |     | 0.4                                                                                                                                                                                          | 6. \$5000-7499                                    |
|     |     | 0.3                                                                                                                                                                                          | 7. \$7500-9999                                    |
|     |     | 1.4                                                                                                                                                                                          | 8. \$10,000 or more                               |
|     |     | 0.4                                                                                                                                                                                          | 9. N.A.                                           |
|     |     | <u>96.5</u>                                                                                                                                                                                  | 0. Inap., not a farmer                            |
|     |     | 100.1                                                                                                                                                                                        |                                                   |
| 250 | 446 | J5. Did you (R and Family) own a business at any time in 1967 or have a financial interest in any business enterprise?<br><u>Is it a corporation or an unincorporated business, or both?</u> |                                                   |
|     |     | 2.0                                                                                                                                                                                          | 1. Yes, incorporated                              |
|     |     | 5.8                                                                                                                                                                                          | 2. Yes, unincorporated                            |
|     |     | 0.1                                                                                                                                                                                          | 3. Yes, both kinds                                |
|     |     | 0.5                                                                                                                                                                                          | 4. Yes, N.A. whether incorporated                 |
|     |     | 91.4                                                                                                                                                                                         | 5. No                                             |
|     |     | <u>0.1</u>                                                                                                                                                                                   | 9. NA whether owns business                       |
|     |     | 99.9                                                                                                                                                                                         |                                                   |
| 251 | 447 | J8. <u>How much did you (HEAD) receive from wages and salaries in 1967?</u>                                                                                                                  |                                                   |
|     |     | 25.2                                                                                                                                                                                         | 0. None, Inap.                                    |
|     |     | 2.9                                                                                                                                                                                          | 1. \$1-499                                        |
|     |     | 2.3                                                                                                                                                                                          | 2. \$500-999                                      |
|     |     | 4.1                                                                                                                                                                                          | 3. \$1000-1999                                    |
|     |     | 3.8                                                                                                                                                                                          | 4. \$2000-2999                                    |
|     |     | 11.9                                                                                                                                                                                         | 5. \$3000-4999                                    |
|     |     | 19.5                                                                                                                                                                                         | 6. \$5000-7499                                    |
|     |     | 13.7                                                                                                                                                                                         | 7. \$7500-9999                                    |
|     |     | 13.6                                                                                                                                                                                         | 8. \$10,000 or more                               |
|     |     | <u>3.0</u>                                                                                                                                                                                   | 9. N.A., D.K.                                     |
|     |     | 100.0                                                                                                                                                                                        |                                                   |
| 252 | 448 | J9. <u>In addition to this did you receive any income from bonuses, overtime, or commissions? How much was it?</u>                                                                           |                                                   |
|     |     | 12.5                                                                                                                                                                                         | 1. Yes                                            |
|     |     | 85.1                                                                                                                                                                                         | 5. No                                             |
|     |     | <u>2.5</u>                                                                                                                                                                                   | 9. N.A.                                           |
|     |     | 100.1                                                                                                                                                                                        |                                                   |

J11. Did you (HEAD) receive any other income in 1967 from:

---

253

449

J11a. Professional practice or trade

|              |    |                  |
|--------------|----|------------------|
| 94.1         | 0. | None             |
| 1.5          | 1. | \$1-499          |
| 0.8          | 2. | \$500-999        |
| 0.7          | 3. | \$1000-1999      |
| 0.5          | 4. | \$2000-2999      |
| 0.5          | 5. | \$3000-4999      |
| 0.4          | 6. | \$5000-7499      |
| 0.2          | 7. | \$7500-10,000    |
| 0.7          | 8. | \$10,000 or more |
| 0.7          | 9. | N.A.             |
| <u>100.1</u> |    |                  |

254

450

J11b. Farming or market gardening, roomers or boarders?

|              |    |                  |
|--------------|----|------------------|
| 95.7         | 0. | None             |
| 1.3          | 1. | \$1-499          |
| 0.9          | 2. | \$500-999        |
| 0.8          | 3. | \$1000-1999      |
| 0.3          | 4. | \$2000-2999      |
| 0.2          | 5. | \$3000-4999      |
| 0.1          | 6. | \$5000-7499      |
| 0.0          | 7. | \$7500-9999      |
| 0.0          | 8. | \$10,000 or more |
| 0.7          | 9. | N.A.             |
| <u>100.0</u> |    |                  |

255

451

J11c. Dividends, interest, rent, trust funds, or royalties?

|             |    |                  |
|-------------|----|------------------|
| 64.1        | 0. | None             |
| 19.0        | 1. | \$1-499          |
| 5.2         | 2. | \$500-999        |
| 4.5         | 3. | \$1000-1999      |
| 1.5         | 4. | \$2000-2999      |
| 1.3         | 5. | \$3000-4999      |
| 0.5         | 6. | \$5000-7499      |
| 0.3         | 7. | \$7500-9999      |
| 0.5         | 8. | \$10,000 or more |
| 2.9         | 9. | N.A.             |
| <u>99.8</u> |    |                  |

256

452

J11d. ADC, ADCU?

|              |    |                  |
|--------------|----|------------------|
| 97.8         | 0. | None             |
| 0.3          | 1. | \$1-499          |
| 0.4          | 2. | \$500-999        |
| 0.6          | 3. | \$1000-1999      |
| 0.4          | 4. | \$2000-2999      |
| 0.3          | 5. | \$3000-4999      |
| 0.1          | 6. | \$5000-7499      |
| 0.0          | 7. | \$7500-9999      |
| 0.0          | 8. | \$10,000 or more |
| 0.2          | 9. | N.A.             |
| <u>100.1</u> |    |                  |

| <u>Variable Number</u> | <u>Tape Location</u> | <u>Description</u>                                      |
|------------------------|----------------------|---------------------------------------------------------|
|                        |                      | Did you (HEAD) receive any other income in 1967 from:   |
| 257                    | 453                  | <u>Jlle. Other welfare?</u>                             |
|                        | 96.4                 | 0. None                                                 |
|                        | 0.7                  | 1. \$1-499                                              |
|                        | 0.6                  | 2. \$500-999                                            |
|                        | 1.1                  | 3. \$1000-1999                                          |
|                        | 0.2                  | 4. \$2000-2999                                          |
|                        | 0.2                  | 5. \$3000-4999                                          |
|                        | 0.0                  | 6. \$5000-7499                                          |
|                        | 0.0                  | 7. \$7500-9,999                                         |
|                        | 0.0                  | 8. \$10,000 or more                                     |
|                        | <u>0.7</u>           | 9. N.A.                                                 |
|                        | 99.9                 |                                                         |
| 258                    | 454                  | <u>Jllf. Social Security?</u>                           |
|                        | 82.1                 | 0. None                                                 |
|                        | 1.6                  | 1. \$1-499                                              |
|                        | 5.5                  | 2. \$500-999                                            |
|                        | 7.6                  | 3. \$1000-1999                                          |
|                        | 1.6                  | 4. \$1000-2999                                          |
|                        | 0.5                  | 5. \$3000-4999                                          |
|                        | 0.0                  | 6. \$5000-7499                                          |
|                        | 0.0                  | 7. \$7500-9,999                                         |
|                        | 0.0                  | 8. \$10,000 or more                                     |
|                        | <u>1.1</u>           | 9. N.A.                                                 |
|                        | 100.0                |                                                         |
| 259                    | 455                  | <u>Jllg. Other retirement pay, pensions, annuities?</u> |
|                        | 88.1                 | 0. None                                                 |
|                        | 2.0                  | 1. \$1-499                                              |
|                        | 2.8                  | 2. \$500-999                                            |
|                        | 3.2                  | 3. \$1000-1999                                          |
|                        | 1.2                  | 4. \$2000-2999                                          |
|                        | 1.3                  | 5. \$3000-4999                                          |
|                        | 0.5                  | 6. \$5000-7499                                          |
|                        | 0.1                  | 7. \$7500-9,999                                         |
|                        | 0.1                  | 8. \$10,000 or more                                     |
|                        | <u>1.0</u>           | 9. N.A.                                                 |
|                        | 100.3                |                                                         |

| <u>Variable Number</u> | <u>Tape Location</u> | <u>Description</u>                                                                                                                            |
|------------------------|----------------------|-----------------------------------------------------------------------------------------------------------------------------------------------|
| 260                    | 456                  | Did you (HEAD) receive any other income in 1967 from:<br><u>Jllh. Unemployment or workmen's compensation?</u>                                 |
|                        |                      | 95.3 0. None                                                                                                                                  |
|                        |                      | 2.5 1. \$1-499                                                                                                                                |
|                        |                      | 1.0 2. \$500-999                                                                                                                              |
|                        |                      | 0.5 3. \$1000-1999                                                                                                                            |
|                        |                      | 0.1 4. \$2000-2999                                                                                                                            |
|                        |                      | 0.0 5. \$3000-4999                                                                                                                            |
|                        |                      | 0.0 6. \$5000-7499                                                                                                                            |
|                        |                      | 0.0 7. \$7500-9,999                                                                                                                           |
|                        |                      | 0.0 8. \$10,000 or more                                                                                                                       |
|                        |                      | <u>0.6</u> 9. N.A.                                                                                                                            |
|                        |                      | 100.0                                                                                                                                         |
| 261                    | 457                  | <u>Jlli. Alimony, child support?</u>                                                                                                          |
|                        |                      | 97.3 0. None                                                                                                                                  |
|                        |                      | 0.4 1. \$1-499                                                                                                                                |
|                        |                      | 0.6 2. \$500-999                                                                                                                              |
|                        |                      | 0.5 3. \$1000-1999                                                                                                                            |
|                        |                      | 0.4 4. \$2000-2999                                                                                                                            |
|                        |                      | 0.1 5. \$3000-4999                                                                                                                            |
|                        |                      | 0.0 6. \$5000-7499                                                                                                                            |
|                        |                      | 0.0 7. \$7500-9,999                                                                                                                           |
|                        |                      | 0.0 8. \$10,000 or more                                                                                                                       |
|                        |                      | <u>0.6</u> 9. N.A.                                                                                                                            |
|                        |                      | 99.9                                                                                                                                          |
| 262                    | 458                  | <u>Jllj. Help from relatives?</u>                                                                                                             |
|                        |                      | 94.6 0. None                                                                                                                                  |
|                        |                      | 2.2 1. \$1-499                                                                                                                                |
|                        |                      | 1.0 2. \$500-999                                                                                                                              |
|                        |                      | 0.9 3. \$1000-1999                                                                                                                            |
|                        |                      | 0.3 4. \$2000-2999                                                                                                                            |
|                        |                      | 0.2 5. \$3000-4999                                                                                                                            |
|                        |                      | 0.1 6. \$5000-7499                                                                                                                            |
|                        |                      | 0.0 7. \$7500-9,999                                                                                                                           |
|                        |                      | 0.0 8. \$10,000 or more                                                                                                                       |
|                        |                      | <u>0.7</u> 9. N.A.                                                                                                                            |
|                        |                      | 100.0                                                                                                                                         |
| 263                    | 459                  | J12. Did your wife have any income during 1967?<br>(If yes) Was it income from wages, salary, a business<br>or what? <u>Any other income?</u> |
|                        |                      | 30.7 1. Yes, solely from work (wages, business,<br>farming, transfers, assets)                                                                |
|                        |                      | 3.9 2. Yes, from non-labor sources                                                                                                            |
|                        |                      | 0.8 3. Yes, from both work and non-work                                                                                                       |
|                        |                      | 33.0 5. No                                                                                                                                    |
|                        |                      | 0.1 9. N.A.                                                                                                                                   |
|                        |                      | <u>31.5</u> 0. Inap., no wife                                                                                                                 |
|                        |                      | 100.0                                                                                                                                         |

|     |             |      |                                                                                                                                    |
|-----|-------------|------|------------------------------------------------------------------------------------------------------------------------------------|
| 264 | 460         | J15. | How much was it, before deductions?<br><u>Wife's TOTAL income</u>                                                                  |
|     | 64.3        | 0.   | None                                                                                                                               |
|     | 6.0         | 1.   | \$1-499                                                                                                                            |
|     | 4.2         | 2.   | \$500-999                                                                                                                          |
|     | 5.7         | 3.   | \$1000-1999                                                                                                                        |
|     | 4.4         | 4.   | \$2,000-2,999                                                                                                                      |
|     | 7.6         | 5.   | \$3,000-4,999                                                                                                                      |
|     | 4.6         | 6.   | \$5,000-7,499                                                                                                                      |
|     | 0.9         | 7.   | \$7,500-9,999                                                                                                                      |
|     | 0.2         | 8.   | \$10,000 or more                                                                                                                   |
|     | <u>2.1</u>  | 9.   | N.A.                                                                                                                               |
|     | 100.0       |      |                                                                                                                                    |
| 265 | 461         | J17. | <u>Did (MENTION MEMBER) have any income during 1967?</u><br>(Number of others with income)                                         |
|     | 78.1        | 0.   | No other income receivers                                                                                                          |
|     | 15.6        | 1.   | One other income receiver                                                                                                          |
|     | 4.9         | 2.   | Two                                                                                                                                |
|     | 1.1         | 3.   | Three                                                                                                                              |
|     | 0.3         | 4.   | Four                                                                                                                               |
|     | 0.0         | 5.   | Five or more                                                                                                                       |
|     | <u>0.1</u>  | 9.   | N.A.                                                                                                                               |
|     | 100.1       |      |                                                                                                                                    |
| 266 | 462         | J28. | Did you get any other money in the last year--<br>like a big settlement from an insurance company,<br>an inheritance, or anything? |
|     |             | J29. | <u>(If yes) How much did that amount to?</u>                                                                                       |
|     | 93.1        | 0.   | No, nothing                                                                                                                        |
|     | 1.8         | 1.   | Yes, less than \$500                                                                                                               |
|     | 1.1         | 2.   | \$500-999                                                                                                                          |
|     | 1.1         | 3.   | \$1,000-1,999                                                                                                                      |
|     | 0.5         | 4.   | \$2,000-2,999                                                                                                                      |
|     | 0.5         | 5.   | \$3,000-4,999                                                                                                                      |
|     | 0.3         | 6.   | \$5,000-7,499                                                                                                                      |
|     | 0.3         | 7.   | \$7,500-9,999                                                                                                                      |
|     | 0.7         | 8.   | \$10,000 or more                                                                                                                   |
|     | <u>0.6</u>  | 9.   | N.A. (whether, or amount)                                                                                                          |
|     | 100.0       |      |                                                                                                                                    |
| 267 | 463         |      | <u>Source Code - J28</u>                                                                                                           |
|     | 1.9         | 1.   | Insurance settlement                                                                                                               |
|     | 1.1         | 2.   | Inheritance - gifts                                                                                                                |
|     | 1.2         | 3.   | Sale of property - stocks - bonds                                                                                                  |
|     | 0.2         | 4.   | Loan taken out                                                                                                                     |
|     | 0.1         | 5.   | Loan repayment received                                                                                                            |
|     | 0.4         | 7.   | Other                                                                                                                              |
|     | 2.0         | 9.   | N.A.                                                                                                                               |
|     | <u>93.1</u> | 0.   | Inap., no such income                                                                                                              |
|     | 100.0       |      |                                                                                                                                    |

|     |              |                                                                                                                       |
|-----|--------------|-----------------------------------------------------------------------------------------------------------------------|
| 268 | 464          | J30-31. <u>Did anyone here get more than \$50 worth of food or clothing as part of their pay?</u>                     |
|     | 2.0          | 1. Yes, food                                                                                                          |
|     | 0.5          | 2. Yes, clothes                                                                                                       |
|     | 1.3          | 3. Yes, mixed or N.A which                                                                                            |
|     | 95.9         | 5. No to J30                                                                                                          |
|     | 0.4          | 9. N.A.                                                                                                               |
|     | <u>100.1</u> |                                                                                                                       |
| 269 | 465          | J32-J33. <u>Did you get more than \$50 worth of free food, clothing, or food stamps in 1967?</u>                      |
|     | 2.5          | 1. Yes, food, food stamps                                                                                             |
|     | 2.8          | 2. Yes, clothing                                                                                                      |
|     | 2.7          | 3. Yes, mixed or N.A. which                                                                                           |
|     | 91.4         | 5. No to 532                                                                                                          |
|     | 0.5          | 9. N.A.                                                                                                               |
|     | <u>99.9</u>  |                                                                                                                       |
| 270 | 466          | J34. <u>Was your family's income a lot higher or lower than usual this past year (1967)?</u>                          |
|     | 56.5         | 0. No, about the same as usual                                                                                        |
|     | 28.1         | 1. Higher than usual                                                                                                  |
|     | 14.3         | 2. Lower than usual                                                                                                   |
|     | 1.1          | 9. N.A.                                                                                                               |
|     | <u>100.0</u> |                                                                                                                       |
| 271 | 467          | J35. <u>Why was that?</u>                                                                                             |
|     | 13.6         | 1. Head had more or less work than usual (include unemployment, illness of head, overtime, strike, second job)        |
|     | 18.7         | 2. Head's income from work was higher or lower than usual (wages or profits or farm income different, not work hours) |
|     | 4.7          | 3. More or less income from other earners in the family                                                               |
|     | 2.8          | 4. More or less income than usual from other (none-labor) sources                                                     |
|     | 1.8          | 5. Other reasons, more or fewer people in family                                                                      |
|     | 0.0          | 6. Retirement                                                                                                         |
|     | 1.9          | 9. N.A. why                                                                                                           |
|     | <u>56.5</u>  | 0. Inap., family's income normal                                                                                      |
|     | <u>100.0</u> |                                                                                                                       |

|     |              |      |                                                                                                                      |
|-----|--------------|------|----------------------------------------------------------------------------------------------------------------------|
| 272 | 468          | J36. | <u>Does your family's income change from month month, stay the same over the year, or what?</u>                      |
|     | 80.2         | 1.   | Stays the same                                                                                                       |
|     | 19.1         | 2.   | Changes from month to month                                                                                          |
|     | 0.7          | 9.   | N.A.                                                                                                                 |
|     | <u>100.0</u> |      |                                                                                                                      |
| 273 | 469          | J37. | <u>Why does it vary?</u>                                                                                             |
|     | 11.5         | 1.   | Amount of work varies, more or less overtime, seasonal, etc.                                                         |
|     | 5.6          | 2.   | Profits or commissions, farm sale, etc. vary                                                                         |
|     | 0.7          | 3.   | Other family members work intermittently                                                                             |
|     | 1.0          | 4.   | Other                                                                                                                |
|     | 1.1          | 9.   | N.A.                                                                                                                 |
|     | <u>80.2</u>  | 0.   | Inap.                                                                                                                |
|     | 100.1        |      |                                                                                                                      |
| 274 | 470          | J38. | <u>Would you say you are better off financially than you were a few years ago, or are you in the same situation?</u> |
|     | 43.1         | 1.   | Better off                                                                                                           |
|     | 5.5          | 2.   | Better off, qualified                                                                                                |
|     | 34.7         | 3.   | Same, pro-con, better in some ways, worse in others                                                                  |
|     | 2.2          | 4.   | Worse off, qualified                                                                                                 |
|     | 11.4         | 5.   | Worse off                                                                                                            |
|     | <u>3.0</u>   | 9.   | N.A.                                                                                                                 |
|     | 99.9         |      |                                                                                                                      |
| 275 | 471          | J39. | Is there anything that makes your family's expenses unusually high?                                                  |
|     |              | J40. | <u>(If yes) What is that?</u>                                                                                        |
|     | 68.4         | 0.   | No, nothing                                                                                                          |
|     | 13.8         | 1.   | Yes, medical bills, special diets, illness, psychiatrists                                                            |
|     | 2.3          | 2.   | Yes, rents or other housing costs, property taxes                                                                    |
|     | 3.7          | 3.   | Children in college, boarding school, child support, alimony                                                         |
|     | 5.5          | 4.   | Food, expenses too high, high prices in general                                                                      |
|     | 1.1          | 5.   | Change in family size                                                                                                |
|     | 3.7          | 7.   | Other, including luxuries                                                                                            |
|     | 1.0          | 8.   | Head or wife in college                                                                                              |
|     | <u>0.6</u>   | 9.   | N.A. whether                                                                                                         |
|     | 100.1        |      |                                                                                                                      |



|     |             |      |                                                                                                                                                                                                  |
|-----|-------------|------|--------------------------------------------------------------------------------------------------------------------------------------------------------------------------------------------------|
| 276 | 472         | J41. | Is anything <u>likely</u> to happen over the next few years that will make things much different for your family - like more or less earners, a better job for you, or fewer people living here? |
|     |             | J42. | <u>(If yes) What is that?</u>                                                                                                                                                                    |
|     | 62.8        | 0.   | No, nothing                                                                                                                                                                                      |
|     | 0.8         | 1.   | Asset or debt transactions                                                                                                                                                                       |
|     | 5.4         | 2.   | Family situation changes (marriage, death)                                                                                                                                                       |
|     | 4.7         | 3.   | Expenses changes (medical expenses, living expenses)                                                                                                                                             |
|     | 3.3         | 4.   | Pay raises, more or less unemployment                                                                                                                                                            |
|     | 6.1         | 5.   | Number of earners changes; job changes of others                                                                                                                                                 |
|     | 13.0        | 6.   | Job changes of Head, get a better job, promotion                                                                                                                                                 |
|     | 1.8         | 7.   | Other reasons                                                                                                                                                                                    |
|     | <u>2.1</u>  | 9.   | N.A.                                                                                                                                                                                             |
|     | 100.0       |      |                                                                                                                                                                                                  |
| 277 | 473         | J43. | <u>Will that make things better, or worse, financially?</u>                                                                                                                                      |
|     | 23.7        | 1.   | Better                                                                                                                                                                                           |
|     | 2.6         | 3.   | Pro-con, better in some ways, worse in others                                                                                                                                                    |
|     | 6.0         | 5.   | Worse                                                                                                                                                                                            |
|     | 4.9         | 9.   | N.A.                                                                                                                                                                                             |
|     | <u>62.8</u> | 0.   | Inap., nothing likely to happen. (No to J41)                                                                                                                                                     |
|     | 100.0       |      |                                                                                                                                                                                                  |
| 278 | 474         | J44. | Are there any people that do not live with you who are dependent on you for more than half of their support?                                                                                     |
|     |             | J45. | <u>(If yes) How many are there?</u>                                                                                                                                                              |
|     | 94.3        | 0.   | No, none                                                                                                                                                                                         |
|     | 2.9         | 1.   | Yes, one                                                                                                                                                                                         |
|     | 1.3         | 2.   | Yes, two                                                                                                                                                                                         |
|     | 0.4         | 3.   | Yes, three                                                                                                                                                                                       |
|     | 0.3         | 4.   | Yes, four or more                                                                                                                                                                                |
|     | 0.4         | 5.   | Yes, N.A. how many                                                                                                                                                                               |
|     | <u>0.4</u>  | 9.   | N.A. (whether)                                                                                                                                                                                   |
|     | 100.0       |      |                                                                                                                                                                                                  |
| 279 | 475         | J47. | <u>Do you (FAMILY) have parents or other relatives that you would feel that you had to help (more), if you had more money?</u>                                                                   |
|     | 21.1        | 1.   | Yes                                                                                                                                                                                              |
|     | 78.3        | 5.   | No                                                                                                                                                                                               |
|     | <u>0.6</u>  | 9.   | N.A.                                                                                                                                                                                             |
|     | 100.0       |      |                                                                                                                                                                                                  |

|     |            |                                                                                                                            |
|-----|------------|----------------------------------------------------------------------------------------------------------------------------|
| 280 | 476        | K1. <u>We're interested in how people spend their spare time. What things do you (HEAD) usually do in your spare time?</u> |
|     | 4.2        | 0. Nothing. Have no spare time, just sit                                                                                   |
|     | 5.5        | 1. Watch TV, other passive things                                                                                          |
|     | 30.0       | 2. Drive the car, talk with neighbors, play cards, walk, read, fish, do flower gardening                                   |
|     | 25.0       | 3. Energetic activities requiring initiative: sports, active hobbies, bowling, tennis, hunting, square dancing             |
|     | 31.1       | 4. Productive activities (that save money or produce direct service: having vegetable garden, working around house)        |
|     | 2.7        | 5. Investment in self: learning new things, things that may benefit one economically                                       |
|     | 0.6        | 7. Other                                                                                                                   |
|     | <u>0.9</u> | 9. N.A.                                                                                                                    |
|     | 100.0      |                                                                                                                            |
| 281 | 477        | (Second mention to K1. See code for V280)                                                                                  |
| 282 | 478-479    | (The two mentions combined into one variable)                                                                              |
| 283 | 480        | K1. <u>(Number of things mentioned)</u>                                                                                    |
|     | 19.5       | 1. One                                                                                                                     |
|     | 30.6       | 2. Two                                                                                                                     |
|     | 25.7       | 3. Three                                                                                                                   |
|     | 12.2       | 4. Four                                                                                                                    |
|     | 4.9        | 5. Five                                                                                                                    |
|     | 1.7        | 6. Six                                                                                                                     |
|     | 0.9        | 7. Seven                                                                                                                   |
|     | 0.5        | 8. Eight or more                                                                                                           |
|     | 0.7        | 9. N.A.                                                                                                                    |
|     | <u>3.2</u> | 0. None                                                                                                                    |
|     | 99.9       |                                                                                                                            |
| 284 | 481        | K2. <u>HOW often do you (HEAD) go to church?</u>                                                                           |
|     | 23.9       | 0. Never                                                                                                                   |
|     | 21.0       | 1. Once in a while, a few times a year, not often, seldom                                                                  |
|     | 6.6        | 2. About once a month, sometimes                                                                                           |
|     | 8.2        | 3. Every few weeks, several times a month, once or twice a month, often                                                    |
|     | 30.5       | 4. Every week, once a week, every Sunday                                                                                   |
|     | 7.6        | 5. More than once a week, once a week plus                                                                                 |
|     | <u>2.2</u> | 9. N.A.                                                                                                                    |
|     | 100.0      |                                                                                                                            |

|     |              |                                                                                                                        |
|-----|--------------|------------------------------------------------------------------------------------------------------------------------|
| 285 | 482          | K3. Are you (HEAD) taking any courses or lessons?<br>K4. <u>(If yes) what are they?</u><br>HIGHEST NUMBER HAS PRIORITY |
|     | 87.9         | 0. No                                                                                                                  |
|     | 0.6          | 1. Yes, for increasing consumption pleasure<br>(hobbies, bridge, etc.)                                                 |
|     | 0.6          | 2. Yes, for increasing knowledge about<br>world, etc., public affairs                                                  |
|     | 0.4          | 3. Yes, for learning how to do-it-yourself,<br>fix-it courses, carpentry, N.A. what                                    |
|     | 4.3          | 4. Yes, with potential earning applications.<br>Job training                                                           |
|     | 5.4          | 5. Formal academic work - college, high school                                                                         |
|     | 0.7          | 9. N.A. whether                                                                                                        |
|     | <u>99.9</u>  |                                                                                                                        |
| 286 | 483          | K5. <u>About how many hours do you (HEAD) usually watch<br/>television on an average week-day?</u>                     |
|     | 12.0         | 0. None                                                                                                                |
|     | 28.4         | 1. One up to 1.4                                                                                                       |
|     | 21.5         | 2. Two - 1.5 to 2.4, sometimes, seldom                                                                                 |
|     | 19.2         | 3. Three                                                                                                               |
|     | 6.0          | 4. Four                                                                                                                |
|     | 5.8          | 5. Five                                                                                                                |
|     | 1.4          | 6. Six                                                                                                                 |
|     | 0.8          | 7. Seven                                                                                                               |
|     | 1.5          | 8. Eight or more                                                                                                       |
|     | 3.0          | 9. N.A.                                                                                                                |
|     | <u>99.6</u>  |                                                                                                                        |
| 287 | 484          | K6. <u>How often do you (HEAD) read a newspaper - every<br/>day, once a week, or what?</u>                             |
|     | 8.8          | 0. Never                                                                                                               |
|     | 1.3          | 1. Hardly ever. Only when something unusual,<br>only during some season                                                |
|     | 1.1          | 2. Occasionally (less than once a week)                                                                                |
|     | 9.9          | 3. Once or twice a week, Sunday only                                                                                   |
|     | 3.6          | 4. Week days, several times a week                                                                                     |
|     | 74.2         | 5. Every day                                                                                                           |
|     | 1.2          | 9. N.A.                                                                                                                |
|     | <u>100.1</u> |                                                                                                                        |

|     |            |                                                                                                                                     |
|-----|------------|-------------------------------------------------------------------------------------------------------------------------------------|
| 288 | 485        | K7. <u>About how many people in this neighborhood do you know by name?</u><br>(If counting families, multiply by two)               |
|     | 4.3        | 0. No one                                                                                                                           |
|     | 2.7        | 1. One                                                                                                                              |
|     | 4.3        | 2. Two                                                                                                                              |
|     | 4.1        | 3. Three, a few                                                                                                                     |
|     | 3.2        | 4. Four                                                                                                                             |
|     | 5.0        | 5. Five, 50%                                                                                                                        |
|     | 9.3        | 6. 6-9, not many                                                                                                                    |
|     | 19.6       | 7. 10-19, 95%, most                                                                                                                 |
|     | 44.8       | 8. 20 or more, lots of people, everyone, all of them                                                                                |
|     | <u>2.7</u> | 9. N.A.                                                                                                                             |
|     | 100.0      |                                                                                                                                     |
| 289 | 486        | K8. <u>Do you (FAMILY) have any relatives who live within walking distance of here?</u>                                             |
|     | 39.9       | 1. Yes                                                                                                                              |
|     | 0.4        | 3. Yes, qualified (they are never home, they are here only part of year, we never see them)                                         |
|     | 59.1       | 5. No                                                                                                                               |
|     | <u>0.5</u> | 9. N.A.                                                                                                                             |
|     | 99.9       |                                                                                                                                     |
| 290 | 487        | K9. Did you spend more than 40 hours helping friends or relatives last year?<br>K10. <u>(If yes) About how many hours was that?</u> |
|     | 52.4       | 0. No                                                                                                                               |
|     | 29.7       | 1. Yes, 41-120 hours                                                                                                                |
|     | 5.0        | 2. 121-240 hours                                                                                                                    |
|     | 4.5        | 3. 241 or more hours                                                                                                                |
|     | 6.6        | 7. N.A. how much, but more than 40                                                                                                  |
|     | <u>1.9</u> | 9. N.A.                                                                                                                             |
|     | 100.1      |                                                                                                                                     |
| 291 | 488        | K14. <u>Was that from someone who does not live here?</u>                                                                           |
|     | 80.1       | 0. Inap., No to K11                                                                                                                 |
|     | 15.6       | 1. Yes                                                                                                                              |
|     | 0.1        | 3. Part of it was                                                                                                                   |
|     | 2.6        | 5. No                                                                                                                               |
|     | <u>1.6</u> | 9. N.A.                                                                                                                             |
|     | 100.0      |                                                                                                                                     |

|     |             |      |                                                                          |
|-----|-------------|------|--------------------------------------------------------------------------|
| 292 | 489         | K15. | How often do you (HEAD) go to social clubs<br>or organizations?<br><hr/> |
|     | 57.5        | 0.   | Never                                                                    |
|     | 9.5         | 1.   | Hardly ever. A few times a year                                          |
|     | 18.8        | 2.   | Occasionally, once or twice a month<br>(less than once a week)           |
|     | 7.1         | 3.   | Once a week, every Friday, etc.                                          |
|     | 4.4         | 4.   | A few times a week, more than once a week                                |
|     | 0.7         | 5.   | Every day, 4 days a week or more                                         |
|     | 2.0         | 9.   | N.A.                                                                     |
|     | <hr/> 100.0 |      |                                                                          |
| 293 | 490         | K16. | <u>How often do you (HEAD) go to a bar or tavern?</u>                    |
|     | 63.3        | 0.   | Never                                                                    |
|     | 11.1        | 1.   | Hardly ever, a few times a year, almost<br>never, seldom                 |
|     | 9.6         | 2.   | Occasionally, once or twice a month (less<br>than once a week)           |
|     | 6.8         | 3.   | Once a week                                                              |
|     | 4.7         | 4.   | A few times a week, more than once a week                                |
|     | 2.6         | 5.   | Every day, four days a week or more                                      |
|     | 1.9         | 9.   | N.A.                                                                     |
|     | <hr/> 100.0 |      |                                                                          |
| 294 | 491         | K17. | Do you (HEAD) belong to a labor union?                                   |
|     |             | K18. | (If yes) How much did your union dues amount<br><u>to last year?</u>     |
|     | 76.6        | 0.   | No                                                                       |
|     | 1.0         | 1.   | Yes but no dues                                                          |
|     | 2.2         | 2.   | Yes, dues less than \$25                                                 |
|     | 14.7        | 3.   | Yes, dues \$26-99                                                        |
|     | 4.3         | 4.   | Yes, dues \$100-499                                                      |
|     | 0.1         | 5.   | Yes, dues \$500 or more                                                  |
|     | 0.6         | 8.   | Yes, dues N.A.                                                           |
|     | 0.5         | 9.   | N.A. whether                                                             |
|     | <hr/> 100.0 |      |                                                                          |

|     |            |                                                                                                                                                                    |
|-----|------------|--------------------------------------------------------------------------------------------------------------------------------------------------------------------|
| 295 | 492        | L1. Have you usually felt pretty sure your life would work out the way you want it to, or have there been times when you haven't been very sure about it?<br><hr/> |
|     | 50.1       | 1. Usually been pretty sure                                                                                                                                        |
|     | 3.7        | 2. Pretty sure, qualified                                                                                                                                          |
|     | 3.7        | 3. Pro-con, sure sometimes, not sure other                                                                                                                         |
|     | 1.8        | 4. More times when haven't been sure, qualified                                                                                                                    |
|     | 32.1       | 5. More times when not very sure about it                                                                                                                          |
|     | <u>8.5</u> | 9. N.A., D.K.                                                                                                                                                      |
|     | 99.9       |                                                                                                                                                                    |
| 296 | 493        | L2. Are you the kind of person that plans his life ahead all the time, or do you live more from day to day?<br><hr/>                                               |
|     | 43.2       | 1. Plan ahead                                                                                                                                                      |
|     | 4.9        | 2. Plan ahead, qualified                                                                                                                                           |
|     | 5.1        | 3. Sometimes plan ahead, sometimes not, pro-con                                                                                                                    |
|     | 1.7        | 4. Live more from day to day, qualified                                                                                                                            |
|     | 42.7       | 5. Live more from day to day                                                                                                                                       |
|     | <u>2.4</u> | 9. N.A. D.K.                                                                                                                                                       |
|     | 100.0      |                                                                                                                                                                    |
| 297 | 494        | L3. When you make plans ahead, do you usually get to carry out things the way you expected, or do things usually come up to make you change your plans?<br><hr/>   |
|     | 53.6       | 1. Usually get to carry out things the way expected                                                                                                                |
|     | 3.5        | 2. Usually get to carry out things, qualified                                                                                                                      |
|     | 7.5        | 3. Pro-con, depends, sometimes carry out, sometimes things come up                                                                                                 |
|     | 1.8        | 4. Things come up to make me change plans, qualified                                                                                                               |
|     | 28.3       | 5. Things usually come up to make me change plans                                                                                                                  |
|     | <u>5.3</u> | 9. N.A., D.K.                                                                                                                                                      |
|     | 100.0      |                                                                                                                                                                    |
| 298 | 495        | L4. Would you say you nearly always finish things once you start them, or do you sometimes have to give up before they are finished?<br><hr/>                      |
|     | 72.0       | 1. Nearly always finish things                                                                                                                                     |
|     | 5.2        | 2. Nearly always finish, qualified                                                                                                                                 |
|     | 2.5        | 3. Pro-con, sometimes finish, sometimes give up                                                                                                                    |
|     | 0.8        | 4. Sometimes have to give up, qualified                                                                                                                            |
|     | 16.4       | 5. Sometimes have to give up before they are finished                                                                                                              |
|     | <u>2.7</u> | 9. N.A., D.K.                                                                                                                                                      |
|     | 99.6       |                                                                                                                                                                    |

|     |            |     |                                                                                                                                                                        |
|-----|------------|-----|------------------------------------------------------------------------------------------------------------------------------------------------------------------------|
| 299 | 496        | L5. | <u>How much do you like to do things that are difficult and challenging?</u>                                                                                           |
|     | 52.7       | 1.  | A lot, like it very much                                                                                                                                               |
|     | 11.7       | 2.  | A lot, qualified, some things a lot                                                                                                                                    |
|     | 8.0        | 3.  | Pro-con, depends, sometimes yes, sometimes no                                                                                                                          |
|     | 10.1       | 4.  | Not much, qualified                                                                                                                                                    |
|     | 11.3       | 5.  | Don't like things that are difficult and challenging                                                                                                                   |
|     | <u>6.2</u> | 9.  | N.A., D.K.                                                                                                                                                             |
|     | 100.0      |     |                                                                                                                                                                        |
| 300 | 497        | L6. | <u>Would you rather spend your money and enjoy life today or save more for the future?</u>                                                                             |
|     | 36.8       | 1.  | Would rather spend money and enjoy life today                                                                                                                          |
|     | 2.4        | 2.  | Rather spend and enjoy, qualified, would if had it                                                                                                                     |
|     | 20.3       | 3.  | Pro-con, want to do both                                                                                                                                               |
|     | 4.5        | 4.  | Save more for the future, qualified                                                                                                                                    |
|     | 32.0       | 5.  | Save more for the future                                                                                                                                               |
|     | <u>4.2</u> | 9.  | N.A., D.K.                                                                                                                                                             |
|     | 100.2      |     |                                                                                                                                                                        |
| 301 | 498        | L7. | <u>Would you rather have a job that you like even if the chances for a raise were small, or a job you don't like which offers a good chance for making more money?</u> |
|     | 73.7       | 1.  | Rather have a job I like                                                                                                                                               |
|     | 1.1        | 2.  | Rather have a job I like, qualified                                                                                                                                    |
|     | 2.0        | 3.  | Pro-con, depends, want both                                                                                                                                            |
|     | 0.9        | 4.  | Rather have a job I don't like with good chance for making more money, qualified                                                                                       |
|     | 16.0       | 5.  | Rather have a job I don't like which offers a good chance for making more money                                                                                        |
|     | <u>6.3</u> | 9.  | N.A., D.K.                                                                                                                                                             |
|     | 100.0      |     |                                                                                                                                                                        |
| 302 | 499        | L8. | <u>Are you more often satisfied or dissatisfied with yourself?</u>                                                                                                     |
|     | 73.0       | 1.  | More often satisfied                                                                                                                                                   |
|     | 3.6        | 2.  | More often satisfied, qualified                                                                                                                                        |
|     | 4.0        | 3.  | Pro-con, depends, satisfied some ways, dissatisfied others                                                                                                             |
|     | 1.3        | 4.  | More often dissatisfied, qualified                                                                                                                                     |
|     | 15.2       | 5.  | More often dissatisfied                                                                                                                                                |
|     | <u>2.9</u> | 9.  | N.A., D.K.                                                                                                                                                             |
|     | 100.0      |     |                                                                                                                                                                        |

|     |              |      |                                                                                                |
|-----|--------------|------|------------------------------------------------------------------------------------------------|
| 303 | 500          | L9.  | <u>Do you have some limitations that keep you from getting ahead as far as you would like?</u> |
|     | 42.0         | 1.   | Yes, health included                                                                           |
|     | 5.1          | 3.   | Yes, but not important, depends                                                                |
|     | 47.9         | 5.   | No                                                                                             |
|     | 5.0          | 9.   | N.A., D.K.                                                                                     |
|     | <u>100.0</u> |      |                                                                                                |
| 304 | 501          | L10. | <u>Do you get angry fairly easily, or does it take a lot to get you angry?</u>                 |
|     | 20.9         | 1.   | Get angry fairly easily                                                                        |
|     | 1.9          | 2.   | Get angry fairly easily, qualified                                                             |
|     | 4.8          | 3.   | Pro-con, depends                                                                               |
|     | 4.9          | 4.   | Takes a lot to get me angry, qualified (But I really blow when I do)                           |
|     | 64.6         | 5.   | Takes a lot to get me angry (I never get angry)                                                |
|     | 2.8          | 9.   | N.A., D.K.                                                                                     |
|     | <u>99.9</u>  |      |                                                                                                |
| 305 | 502          | L11. | <u>How much does it matter what other people think about you?</u>                              |
|     | 46.5         | 1.   | Not at all. Doesn't matter                                                                     |
|     | 15.3         | 2.   | Very little, matters what one or two people think                                              |
|     | 8.4          | 3.   | Pro-con, depends. Matters in some areas                                                        |
|     | 12.1         | 4.   | A good deal. It matters                                                                        |
|     | 14.2         | 5.   | It matters a lot. I'm very sensitive                                                           |
|     | 3.5          | 9.   | N.A., D.K.                                                                                     |
|     | <u>100.0</u> |      |                                                                                                |
| 306 | 503          | L12. | <u>Do you trust most other people, some, or very few?</u>                                      |
|     | 56.9         | 1.   | Most                                                                                           |
|     | 3.7          | 2.   | Most, qualified                                                                                |
|     | 18.5         | 3.   | Pro-con, depends, should trust some                                                            |
|     | 3.5          | 4.   | Few, not many, qualified                                                                       |
|     | 14.5         | 5.   | Very few. I trust no one                                                                       |
|     | 2.8          | 9.   | N.A., D.K.                                                                                     |
|     | <u>99.9</u>  |      |                                                                                                |



|     |              |      |                                                                                                                          |
|-----|--------------|------|--------------------------------------------------------------------------------------------------------------------------|
| 307 | 504          | L13. | <u>Do you spend much time figuring out ways to get more money?</u>                                                       |
|     | 65.5         | 1.   | None at all                                                                                                              |
|     | 3.8          | 2.   | Very little, not much                                                                                                    |
|     | 3.8          | 3.   | Pro-con, sometimes I do, should spend more (less), used to in the past                                                   |
|     | 1.9          | 4.   | Quite a bit                                                                                                              |
|     | 22.2         | 5.   | A lot. I'm always figuring out how to get more money                                                                     |
|     | 2.8          | 9.   | N.A., D.K.                                                                                                               |
|     | <u>100.0</u> |      |                                                                                                                          |
| 308 | 505          | L14. | <u>Do you think a lot about things that might happen in the future, or do you usually just take things as they come?</u> |
|     | 36.7         | 1.   | Think a lot about things that might happen                                                                               |
|     | 2.1          | 2.   | Think a good deal, qualified                                                                                             |
|     | 3.6          | 3.   | Pro-con, sometimes do, sometimes, not. Should think more (less)                                                          |
|     | 1.7          | 4.   | Usually just take things as they come, qualified, but.....                                                               |
|     | 53.2         | 5.   | Usually just take things as they come                                                                                    |
|     | 2.6          | 9.   | N.A., D.K.                                                                                                               |
|     | <u>99.9</u>  |      |                                                                                                                          |
| 309 | 506          | L15. | <u>Do you think the life of the average man is getting better or is it getting worse?</u>                                |
|     | 49.7         | 1.   | Getting better                                                                                                           |
|     | 3.3          | 2.   | Getting better, qualified; better for most                                                                               |
|     | 9.0          | 3.   | Pro-con, better some ways, worse others, should be different                                                             |
|     | 1.8          | 4.   | Getting worse, qualified                                                                                                 |
|     | 28.2         | 5.   | Getting worse                                                                                                            |
|     | 8.0          | 9.   | N.A., D.K.                                                                                                               |
|     | <u>100.0</u> |      |                                                                                                                          |
| 310 | 507          | L16. | <u>Are there a lot of people who have good things they don't deserve?</u>                                                |
|     | 30.4         | 1.   | Yes, a lot                                                                                                               |
|     | 2.5          | 2.   | A lot, qualified, quite a few                                                                                            |
|     | 5.4          | 3.   | Pro-con, depends, some do                                                                                                |
|     | 4.3          | 4.   | Not many, but a few                                                                                                      |
|     | 41.0         | 5.   | No                                                                                                                       |
|     | 16.4         | 9.   | N.A., D.K., not concerned, can't judge                                                                                   |
|     | <u>100.0</u> |      |                                                                                                                          |

311 508-509

M1. Where did you (HEAD) grow up?

Alphabetical state code running from 01 = Alabama to 49 = Wyoming except, Alaska = 50 and Hawaii 49. From Geographical Location Codes, U.S. General Services Administration Office of Finance, October, 1966. (Note that Census city-county data book inserts Alaska and Hawaii, as 02 and 12, and has all 50 states in order.

For this code we added:

- 61 English speaking foreign countries: England, Canada, Australia, New Zealand
- 62 Other northern European countries: France, Low Countries, Scandinavia, Poland, Czechoslovakia, Austria, Switzerland, Russia, Germany
- 63 Southern European countries and Eastern Europe: Spain, Italy, Greece, Yugoslavia, Albania, Romania, Bulgaria
- 64 Spanish America: Mexico, Central American, West Indies, South America
- 65 Asia, Mideast (including Egypt)
- 66 Africa, excluding Egypt
- 99 N.A.

312 510

M2. Was that on a farm, in a large city, small town, or what?

- |            |                                 |
|------------|---------------------------------|
| 34.0       | 1. Farm                         |
| 31.5       | 2. Large city, any size city    |
| 32.1       | 3. Small town, any size town    |
| 1.5        | 4. Other, many different places |
| <u>0.8</u> | 9. N.A.                         |
| 99.9       |                                 |

313 511

M3-10. How many grades of school did you (HEAD) finish?

- |            |                                                                                 |
|------------|---------------------------------------------------------------------------------|
| 3.1        | 0. 0-5 grades and has difficulty reading                                        |
| 4.7        | 1. 0-5 grades, no difficulty reading                                            |
| 20.3       | 2. 6-8 grades                                                                   |
| 17.7       | 3. 9-11 grades                                                                  |
| 17.0       | 4. 12 grades (completed high school)                                            |
| 9.8        | 5. 12 grades plus non-academic training                                         |
| 14.0       | 6. College, no degree                                                           |
| 8.2        | 7. College, bachelors degree (A.B., B.S., etc.)                                 |
| 4.7        | 8. College, advanced or professional degrees (M.A., Ph.D., LLB, BD, M.S., etc.) |
| <u>0.5</u> | 9. N.A., D.K.                                                                   |
| 100.0      |                                                                                 |

|     |     |                                                                                                                                                         |
|-----|-----|---------------------------------------------------------------------------------------------------------------------------------------------------------|
| 314 | 512 | M4-5. Did you get any other training; if Yes, what was it?<br>M7-8. Did you have any other schooling? If yes, <u>What other schooling did you have?</u> |
|     |     | 21.1 1. Some training outside the regular school system (apprenticeships, manpower training programs, etc.)                                             |
|     |     | 0.9 9. N.A.                                                                                                                                             |
|     |     | <u>78.0</u> 0. No training except regular school and college                                                                                            |
|     |     | 100.0                                                                                                                                                   |
| 315 | 513 | M11. <u>Are you (HEAD) a veteran?</u>                                                                                                                   |
|     |     | 35.8 1. Yes                                                                                                                                             |
|     |     | 63.5 5. No                                                                                                                                              |
|     |     | <u>0.7</u> 9. N.A.                                                                                                                                      |
|     |     | 100.0                                                                                                                                                   |
| 316 | 514 | M12. How many brothers and sisters did you have? (Includes half-sisters, adopted children, but <u>not foster children</u> )                             |
|     |     | 6.5 0. None                                                                                                                                             |
|     |     | 13.8 1. One                                                                                                                                             |
|     |     | 14.0 2. Two                                                                                                                                             |
|     |     | 14.4 3. Three                                                                                                                                           |
|     |     | 12.1 4. Four                                                                                                                                            |
|     |     | 9.2 5. Five                                                                                                                                             |
|     |     | 8.3 6. Six                                                                                                                                              |
|     |     | 6.0 7. Seven                                                                                                                                            |
|     |     | 14.2 8. Eight or more                                                                                                                                   |
|     |     | <u>1.6</u> 9. N.A.                                                                                                                                      |
|     |     | 100.1                                                                                                                                                   |
| 317 | 515 | M13. <u>Were your parents poor when you were growing up, pretty well off, or what?</u>                                                                  |
|     |     | 47.9 1. Poor                                                                                                                                            |
|     |     | 36.5 3. Average, it varied                                                                                                                              |
|     |     | 14.6 5. Pretty well off                                                                                                                                 |
|     |     | <u>1.3</u> 9. Don't know, Didn't live with parents                                                                                                      |
|     |     | 100.3                                                                                                                                                   |

|     |            |                                                                                                                                                                                                                                                                                                                                                                                                                                                                                                                                                                                                                                                                                                                                                                                                                                                                                                                                                                                                                                                                     |
|-----|------------|---------------------------------------------------------------------------------------------------------------------------------------------------------------------------------------------------------------------------------------------------------------------------------------------------------------------------------------------------------------------------------------------------------------------------------------------------------------------------------------------------------------------------------------------------------------------------------------------------------------------------------------------------------------------------------------------------------------------------------------------------------------------------------------------------------------------------------------------------------------------------------------------------------------------------------------------------------------------------------------------------------------------------------------------------------------------|
| 318 | 516        | M14. How much education did your father have?<br>M15. <u>(If don't know) Could he read and write?</u>                                                                                                                                                                                                                                                                                                                                                                                                                                                                                                                                                                                                                                                                                                                                                                                                                                                                                                                                                               |
|     | 10.7       | 1. 0-5 grades, or D.K. and could not read or write                                                                                                                                                                                                                                                                                                                                                                                                                                                                                                                                                                                                                                                                                                                                                                                                                                                                                                                                                                                                                  |
|     | 59.4       | 2. 6-8 grades, grade school, or D.K. and could read and write                                                                                                                                                                                                                                                                                                                                                                                                                                                                                                                                                                                                                                                                                                                                                                                                                                                                                                                                                                                                       |
|     | 5.7        | 3. 9-11 grades, some high school                                                                                                                                                                                                                                                                                                                                                                                                                                                                                                                                                                                                                                                                                                                                                                                                                                                                                                                                                                                                                                    |
|     | 10.8       | 4. 12 grades, high school                                                                                                                                                                                                                                                                                                                                                                                                                                                                                                                                                                                                                                                                                                                                                                                                                                                                                                                                                                                                                                           |
|     | 0.9        | 5. 12 grades plus non-academic training                                                                                                                                                                                                                                                                                                                                                                                                                                                                                                                                                                                                                                                                                                                                                                                                                                                                                                                                                                                                                             |
|     | 3.7        | 6. College, no degree                                                                                                                                                                                                                                                                                                                                                                                                                                                                                                                                                                                                                                                                                                                                                                                                                                                                                                                                                                                                                                               |
|     | 3.2        | 7. College degree, no advanced degree mentioned                                                                                                                                                                                                                                                                                                                                                                                                                                                                                                                                                                                                                                                                                                                                                                                                                                                                                                                                                                                                                     |
|     | 1.5        | 8. College, advanced or professional degree                                                                                                                                                                                                                                                                                                                                                                                                                                                                                                                                                                                                                                                                                                                                                                                                                                                                                                                                                                                                                         |
|     | <u>3.9</u> | 9. N.A., D.K., both M14 and M15                                                                                                                                                                                                                                                                                                                                                                                                                                                                                                                                                                                                                                                                                                                                                                                                                                                                                                                                                                                                                                     |
|     | 99.8       |                                                                                                                                                                                                                                                                                                                                                                                                                                                                                                                                                                                                                                                                                                                                                                                                                                                                                                                                                                                                                                                                     |
| 319 | 517        | Accuracy of Mortgage owed (See V11 code)                                                                                                                                                                                                                                                                                                                                                                                                                                                                                                                                                                                                                                                                                                                                                                                                                                                                                                                                                                                                                            |
| 320 | 518-521    | Imputed rental income (6% of net equity in owned home)                                                                                                                                                                                                                                                                                                                                                                                                                                                                                                                                                                                                                                                                                                                                                                                                                                                                                                                                                                                                              |
| 321 | 522        | Accuracy of imputed rent (see V11 code)<br><br>(The remaining variables were created by the computer)                                                                                                                                                                                                                                                                                                                                                                                                                                                                                                                                                                                                                                                                                                                                                                                                                                                                                                                                                               |
| 322 | 523-528    | <u>Total 1967 Family Real Income in Dollars</u><br><br>This variable is composed of the sum of the following variables:<br><br>V81 Total 1967 Family Money Income<br>+V16 Imputed income from doing <u>additions and repairs</u> in 1967<br>+V24 Imputed income from doing own <u>car repairs</u> in 1967<br>+V39 Imputed income from <u>growing own food</u> in 1967<br>+V41 Imputed income from <u>sewing &amp; mending</u> in 1967<br>+V43 Earned income in form of food or clothing (only if worth more than \$50) in 1967<br>+V320 Imputed 1967 rental value of owner-occupied house (.06 x net equity in house)<br>+V12 Estimated annual 1967 rental value of DU (for those who neither own nor rent)<br>+V45 Value of free food, clothing, or food stamps received in 1967 (only if \$50 or more during year)<br>+V57 Value of services received free from others<br>NOTE: Total value added in if all the time received was from someone living outside DU; 1/2 total value added if only part of help was from someone outside DU (Valued at \$1 = 1 hour) |

| <u>Variable Number</u> | <u>Tape Location</u> | <u>Description</u>                                                                                                                                 |
|------------------------|----------------------|----------------------------------------------------------------------------------------------------------------------------------------------------|
| 323                    | 529-534              | Total 1967 FAMILY Real Income<br><u>Net of Cost of Earning Income - In Dollars</u>                                                                 |
|                        |                      | V322 Total 1967 Family Real Income                                                                                                                 |
|                        |                      | -V84 Child care costs, Federal Income Tax, and<br>1967 Union dues for Head of family                                                               |
|                        |                      | -V57 if added originally (free child care)                                                                                                         |
| 324                    | 535-540              | Total 1967 FAMILY Real Income Net of Costs of Earning<br><u>Income and Net of Housing Costs - In Dollars</u>                                       |
|                        |                      | V322 Total 1967 Family Real Income                                                                                                                 |
|                        |                      | -V84 Cost of Earning Income                                                                                                                        |
|                        |                      | -V10 1967 Rent Payments                                                                                                                            |
|                        |                      | -V14 1967 Utilities Payments                                                                                                                       |
|                        |                      | -V18 1967 Payments for additions and repairs (for<br>all those still owing anything at time of<br>interview)                                       |
|                        |                      | -V12 Estimated annual 1967 rental value of DU (for<br>those who neither own nor rent)                                                              |
|                        |                      | -V16 Imputed income from doing additions and repairs<br>in 1967                                                                                    |
|                        |                      | -.06 x V5 Imputed 1967 annual rental value of DU (for<br>homeowners excluding farmers and others with<br>complex property, i.e., if coded 3 in V7) |
|                        |                      | -V6 Estimated 1967 Property taxes for homeowners                                                                                                   |
|                        |                      | V320 Imputed rent of homeowners (if coded 3 in V7,<br>i.e., have complex property)                                                                 |
|                        |                      | -V57 if added originally (Free Child Care)                                                                                                         |
| 325                    | 541-544              | <u>"Orshansky Ratio" (Full Detail Variant) (V81 ÷ V32)</u>                                                                                         |
|                        | XX.XX                | V81 1967 Total Family Money Income                                                                                                                 |
|                        |                      | ÷ V32 Annual Family Need Standard - Orshansky                                                                                                      |
|                        |                      | Result multiplied by 1.25 if V197 or V228 = 8, i.e., first<br>or second job a farmer.                                                              |
| 326                    | 545-548<br>XX.XX     | <u>Ratio of Total 1967 FAMILY Real Income Net of Cost of<br/>Earning Income to Annual Family Need Standard - Orshansky<br/>(V323 ÷ V32)</u>        |
|                        |                      | V323 Total 1967 Family Real Income<br>Net of Cost of Earning Income                                                                                |
|                        |                      | ÷ V32 Annual Family Need Standard - Orshansky                                                                                                      |

| <u>Variable Number</u> | <u>Tape Location</u> | <u>Description</u>                                                                                                                                                                 |
|------------------------|----------------------|------------------------------------------------------------------------------------------------------------------------------------------------------------------------------------|
| 327                    | 549-552<br>xx.xx     | Ratio of Total 1967 Family Real Income Net of Cost of Earning Income and Net of Housing Costs to 1967 Family Food Standard - Orshansky Low Cost (V324 ÷ V31)                       |
|                        |                      | V324 Total 1967 Family Real Income Net of Cost of Earning Income and Net of Housing Costs                                                                                          |
|                        |                      | ÷ V31 Annual Family Food Standard - Orshansky Low Cost                                                                                                                             |
| 328                    | 553-558              | <u>FAMILY Well-offness Index -- uses "Orshansky Ratio"</u>                                                                                                                         |
|                        |                      | V325 "Orshansky Ratio"                                                                                                                                                             |
|                        |                      | x V73 Average hours of leisure per major adult in family, in 1967                                                                                                                  |
| 329                    | 559-564              | <u>FAMILY Well-offness Index - uses Ratio of Total 1967 Family Real Income Net of Cost of Earning Income to Annual Family Need Standard - Orshansky</u>                            |
|                        |                      | V326 Ratio of Total 1967 Family Real Income Net of Cost of Earning Income to Annual Family Need Standard - Orshansky                                                               |
|                        |                      | x V73 Average hours of leisure time per major adult in family, in 1967                                                                                                             |
| 330                    | 565-570              | <u>FAMILY Well-offness Index - uses Ratio of Total 1967 Family Real Income Net of Cost of Earning Income and Net of Cost of Housing to Annual Family (Food) Standard Orshansky</u> |
|                        |                      | 327 Ratio of Total 1967 Family Real Income Net of Cost of Earning Income and Net of Housing Costs to Annual Family Need Standard - Orshansky                                       |
|                        |                      | x V73 Average Hours of leisure time per major adult in family, in 1967                                                                                                             |
| 331                    | 571-575              | <u>Total 1967 Family Contractual Payments - In Dollars</u>                                                                                                                         |
|                        |                      | V8 Annual Mortgage payments made in 1967 (for Home owners)                                                                                                                         |
|                        |                      | + V10 1967 Rent payments                                                                                                                                                           |
|                        |                      | + V14 1967 Utilities Payments                                                                                                                                                      |
|                        |                      | + V18 1967 payments for additions and repairs                                                                                                                                      |
|                        |                      | + V20 1967 Car insurance payments                                                                                                                                                  |
|                        |                      | + V22 1967 Car debt payments                                                                                                                                                       |
|                        |                      | + V28 Other 1967 debt payments                                                                                                                                                     |
|                        |                      | +V6 Estimated annual property taxes paid in 1967 (for home owners)                                                                                                                 |

| <u>Variable Number</u> | <u>Tape Location</u> | <u>Description</u>                                                                                                                                                                                                           |
|------------------------|----------------------|------------------------------------------------------------------------------------------------------------------------------------------------------------------------------------------------------------------------------|
| 332                    | 576-580              | <u>Total 1967 Family Fixed Expenditures - In Dollars</u>                                                                                                                                                                     |
|                        |                      | V331 Total 1967 Family Contractual Payments                                                                                                                                                                                  |
|                        |                      | + V37 Total 1967 Family food expenditures                                                                                                                                                                                    |
|                        |                      | + V84 Child care costs (for families where there are children under 12 and wife of head works, or single head of family works for money) and 1967 Union dues for HEAD of family                                              |
|                        |                      | + V82 Total 1967 payments to dependents outside DU (only for cases where amount was ascertained)                                                                                                                             |
| 333                    | 581-586              | <u>Total 1967 Family Uncommitted Money Income - In Dollars</u>                                                                                                                                                               |
|                        |                      | V81 Total 1967 Family money income                                                                                                                                                                                           |
|                        |                      | -V332 Total 1967 Family fixed expenditures                                                                                                                                                                                   |
| 334                    | 587-591              | <u>Total 1967 Family Food Consumption</u>                                                                                                                                                                                    |
|                        |                      | V37 Total 1967 Family food expenditures                                                                                                                                                                                      |
|                        |                      | + V39 Imputed income from growing own food in 1967                                                                                                                                                                           |
|                        |                      | + V43 Earned income in form of food in 1967 (1 x V43 added if source code indicates that all was food - if V268 = 1; .7 x V43 added if source code says food and clothing or N.A. which, i.e., if V268 = 3)                  |
|                        |                      | + V45 Value of free food or food stamps received in 1967 (1 x V45 added if source code indicates that all was food or food stamps - if V269 = 1; .7 x V45 if source code says food and clothing or N.A. which - if V269 = 3) |
| 335                    | 592-596              | <u>Total 1967 Family Hours of Work (Work for Money Plus Unpaid Work)</u>                                                                                                                                                     |
|                        |                      | V47 1967 Hours of Work for Money - HEAD                                                                                                                                                                                      |
|                        |                      | + V53 1967 Hours of Work for Money - WIFE                                                                                                                                                                                    |
|                        |                      | + V59 1967 Hours of Housework - FAMILY                                                                                                                                                                                       |
|                        |                      | + v61 1967 Hours of Home Production - HEAD AND WIFE                                                                                                                                                                          |
|                        |                      | + V72 1967 Hours of Work for Money - OTHERS (other than head or wife)                                                                                                                                                        |

CONTINUED ON NEXT PAGE

| <u>Variable Number</u> | <u>Tape Location</u> | <u>Description</u>                                                                                                                                                                                                                    |
|------------------------|----------------------|---------------------------------------------------------------------------------------------------------------------------------------------------------------------------------------------------------------------------------------|
| 335<br>(Cont.)         | 592-596              | + V57 1967 Hours of Help from others -<br>(estimated part from outside family unit)<br>(1 x V57 if all from someone outside family unit - if V291 = 1; .5 x V57 if only part from someone outside family unit)                        |
|                        |                      | + V63 1967 Hours of house work and work for money by others in FU - adjustment factor if someone other than Head or Wife included as a major adult.)<br>(Added in when hours of work by others, V72 = 0000, to avoid double counting) |
| 336                    | 597-599<br>x.xx      | <u>Ratio of Total 1967 Family Food Consumption to 1967 Family Food Standard</u>                                                                                                                                                       |
|                        |                      | V334 <u>Total 1967 Family Food Consumption</u>                                                                                                                                                                                        |
|                        |                      | ÷ V31 1967 Family food standard - Orshansky (Low-cost plan for family of given size and age-sex composition)                                                                                                                          |
| 337                    | *600-603<br>xx.xx    | <u>1967 Hourly Earnings - HEAD</u>                                                                                                                                                                                                    |
|                        |                      | V74 1967 Income from Labor - HEAD                                                                                                                                                                                                     |
|                        |                      | ÷ V47 1967 Hours of Work for Money - HEAD                                                                                                                                                                                             |
|                        |                      | *Coded 99.99 when V47 = 0000 (did not work for money in 1967)                                                                                                                                                                         |
| 338                    | *604-607<br>xx.xx    | <u>1967 Hourly Earnings - WIFE</u>                                                                                                                                                                                                    |
|                        |                      | V75 1967 Income from labor - WIFE                                                                                                                                                                                                     |
|                        |                      | ÷ V53 1967 Hours of work for money - WIFE                                                                                                                                                                                             |
|                        |                      | *Coded 99.99 when V53 = 0000 (did not work for money in 1967)                                                                                                                                                                         |

The following Bracket Codes are used for Variables 339-350 (Income, Well-Offness, and Payments Variables)

|    | <u>V339-342, V346-350</u> | <u>V343-4</u>  | <u>V345</u>    | <u>V351-V354</u> |
|----|---------------------------|----------------|----------------|------------------|
| 0. | Less than 500             | Less than 1000 | Less than 3000 | -99.95-00.74     |
| 1. | 500-999                   | 1000-1999      | 3000-5999      | 00.75-01.24      |
| 2. | 1000-1999                 | 2000-2999      | 6000-8999      | 01.25-01.74      |
| 3. | 2000-2999                 | 3000-3999      | 9000-11,999    | 01.75-02.24      |
| 4. | 3000-3999                 | 4000-4999      | 12,000-14,999  | 02.25-03.74      |
| 5. | 4000-4999                 | 5000-5999      | 15,000-17,999  | 03.75-06.24      |
| 6. | 5000-7499                 | 6000-7499      | 18,000-22,499  | 06.25-09.74      |
| 7. | 7500-9999                 | 7500-9999      | 22,500-29,999  | 09.75-14.24      |
| 8. | 10,000-14,999             | 10,000-14,999  | 30,000-44,999  | 14.25-99.98      |
| 9. | 15,000 or more            | 15,000 or more | 45,000 or more | 99.99-N.A.       |



| <u>Variable<br/>Number</u> | <u>Tape<br/>Location</u> | <u>Description</u>                                                                                                                                                                         |
|----------------------------|--------------------------|--------------------------------------------------------------------------------------------------------------------------------------------------------------------------------------------|
| 339                        | 608                      | <u>Bkt. V81 Total 1967 Family Money Income</u>                                                                                                                                             |
| 340                        | 609                      | <u>Bkt. V322 Total 1967 Family Real Income</u>                                                                                                                                             |
| 341                        | 610                      | <u>Bkt. V323 Total 1967 Family Real Income Net of Cost of<br/>Earning Income</u>                                                                                                           |
| 342                        | 611                      | <u>Bkt. V324 Total 1967 Family Real Income Net of Costs<br/>of Earning Income and Net of Housing Costs</u>                                                                                 |
| 343                        | 612                      | <u>Bkt. V328 Family Well-offness Index - Uses Orshansky<br/>Ratio</u>                                                                                                                      |
| 344                        | 613                      | <u>Bkt. V329 Family Well-offness Index- Uses Ratio of<br/>Total 1967 Family Real Income Net of Cost of Earning<br/>Income to Annual Family Need Standard</u>                               |
| 345                        | 614                      | <u>Bkt. V330 Family Well-offness Index - Uses Ratio of<br/>Total 1967 Family Real Income Net of Cost of Earning<br/>Income and Net of Housing Costs to Annual Family Need<br/>Standard</u> |
| 346                        | 615                      | <u>Bkt. V331 Total 1967 Family Contractual Payments</u>                                                                                                                                    |
| 347                        | 616                      | <u>Bkt. V332 Total 1967 Family Fixed Expenditures</u>                                                                                                                                      |
| 348                        | 617                      | <u>Bkt. V333 Total 1967 Family Uncommitted Money Income</u>                                                                                                                                |
| 349                        | 618                      | <u>Bkt. V334 Total 1967 Family Food Consumption</u>                                                                                                                                        |
| 350                        | 619                      | <u>Bkt. V335 Total 1967 Family Hours of Work<br/>(Work for Money Plus Unpaid Work)</u>                                                                                                     |
| 351                        | 620                      | <u>Bkt. V325 Money Orshansky Ratio<br/>(See V407 for revised bracket)</u>                                                                                                                  |
| 352                        | 621                      | <u>Bkt. V326 Net Real Income ÷ Needs<br/>(See V408 for revised bracket)</u>                                                                                                                |
| 353                        | 623                      | <u>Bkt. V327 (Net Real Income-Housing) ÷ Food<br/>Standard (See V410 for revised bracket)</u>                                                                                              |
| 354                        | 624                      | <u>Bkt. V336 Food Consumption ÷ Food Standard</u>                                                                                                                                          |

| <u>Variable<br/>Number</u> | <u>Tape<br/>Location</u> | <u>Description</u>                           |
|----------------------------|--------------------------|----------------------------------------------|
| 355                        | 624                      | <u>Bkt. V337 1967 Hourly earnings - HEAD</u> |
|                            | 1.4                      | 0. Less than .50                             |
|                            | 4.1                      | 1. .50-.99                                   |
|                            | 8.2                      | 2. 1.00-1.49                                 |
|                            | 9.4                      | 3. 1.50-1.99                                 |
|                            | 9.9                      | 4. 2.00-2.49                                 |
|                            | 9.9                      | 5. 2.50-2.99                                 |
|                            | 17.7                     | 6. 3.00-3.99                                 |
|                            | 15.8                     | 7. 4.00-5.99                                 |
|                            | 6.6                      | 8. 6.00-99.98                                |
|                            | <u>17.1</u>              | 9. 99.99, did not work                       |
|                            | 100.1                    |                                              |
| 356                        | 625                      | <u>Bkt. V338 1967 Hourly earnings - WIFE</u> |
|                            | 1.4                      | 0. Less than .50                             |
|                            | 3.2                      | 1. .50-.99                                   |
|                            | 6.4                      | 2. 1.00-1.49                                 |
|                            | 6.4                      | 3. 1.50-1.99                                 |
|                            | 5.1                      | 4. 2.00-2.49                                 |
|                            | 3.8                      | 5. 2.50-2.99                                 |
|                            | 2.6                      | 6. 3.00-3.99                                 |
|                            | 1.9                      | 7. 4.00-5.99                                 |
|                            | 0.9                      | 8. 6.00-99.98                                |
|                            | <u>68.2</u>              | 9. 99.99, did not work                       |
|                            | 99.9                     |                                              |

| <u>Variable Number</u> | <u>Tape Location</u> | <u>Description</u>                                                                                                                                                                                                                                                                                                                                                                                                                                                                                                                                                                                                                                                                                                                                                                                                                                                            |
|------------------------|----------------------|-------------------------------------------------------------------------------------------------------------------------------------------------------------------------------------------------------------------------------------------------------------------------------------------------------------------------------------------------------------------------------------------------------------------------------------------------------------------------------------------------------------------------------------------------------------------------------------------------------------------------------------------------------------------------------------------------------------------------------------------------------------------------------------------------------------------------------------------------------------------------------|
| 355                    | 624                  | <u>Bkt. V337 1967 Hourly Earnings - HEAD</u>                                                                                                                                                                                                                                                                                                                                                                                                                                                                                                                                                                                                                                                                                                                                                                                                                                  |
| 356                    | 625                  | <u>Bkt. V338 1967 Hourly Earnings - WIFE</u>                                                                                                                                                                                                                                                                                                                                                                                                                                                                                                                                                                                                                                                                                                                                                                                                                                  |
| 357                    | 626-628              | <u>Difference between Age at Birth of First Child and Age at Marriage - HEAD</u><br>xxx Difference in years<br>-xx First child before marriage<br>098 Inap, Never married; never had any children<br>099 N.A. whether currently married; N.A. when first marriage; N.A. whether had children ; N.A. when first child was born                                                                                                                                                                                                                                                                                                                                                                                                                                                                                                                                                 |
| 358                    | 629                  | <u>Bkt. V357 Difference between Age at Birth of First Child and Age at First Marriage - HEAD</u><br>15.5 0. (-99 to -2) First child born 2 or more years <u>before</u> first marriage.<br>39.8 1. (-1 to +1) First child 1 year before marriage to 1 year after marriage.<br>14.7 2. (2) First child 2 years after first marriage<br>7.1 3. (3) First child 3 years after first marriage<br>4.5 4. (4) First child 4 years after first marriage<br>3.3 5. (5) First child 5 years after first marriage<br>2.0 6. (6) First child 6 years after first marriage<br>1.5 7. (7) First child 7 years after first marriage<br>6.8 8. (8-97) First child 8 or more years after first marriage<br>4.9 9. (98-99) Never married or never had any children;<br>100.1 N.A. whether currently married; N.A. when first married; N.A. whether had children; N.A. when first child was born |
| 359                    | 630                  | WHETHER RESERVE FUNDS (Q. D6) Do you (FAMILY) have any savings, such as checking or savings accounts, or government bonds? (IF YES) (Q. D7) Would they amount to as much as two months' income or more? (Q. D8) (IF NO) Was there a time in the last five years when you had as much as two months' income saved up?<br><hr/> 53.2 1. Had savings in early 1968 that amounted to as much as two months' income or more ("Yes" to both D6 and D7)                                                                                                                                                                                                                                                                                                                                                                                                                              |

CONTINUED ON NEXT PAGE

| <u>Variable Number</u> | <u>Tape Location</u> | <u>Description</u>                                                                                                                                                                                          |
|------------------------|----------------------|-------------------------------------------------------------------------------------------------------------------------------------------------------------------------------------------------------------|
| 359<br>(cont.)         | 630 11.5             | 2. Had savings in early 1968 that did not amount to as much as two months' income or more but did in past. ("Yes to D6, "No" or "N.A." to D7, and "Yes" to D8)                                              |
|                        | 6.9                  | 3. Had savings in the past five years that amounted to as much as two months' income or more but did not have any savings in early 1968. ("No" or "N.A." to D6, and "Yes" to D8)                            |
|                        | 9.6                  | 4. Had savings in early 1968, but did not amount to as much as two months' income or more, and never in the past five years had that much. ("Yes" to D6 and "No" or "N.A." to D7, and "No" or "N.A." to D8) |
|                        | 16.3                 | 5. Did not have any savings in early 1968, and never in the past five years had savings that amounted to as much as two months' income. ("No" or "N.A." to D6, and "No" to D8)                              |
|                        | <u>2.4</u><br>99.9   | 9. N.A. whether have any savings in early 1968 and N.A. whether had any savings in the past five years, or combinations other than 1-5 above.                                                               |
| 360                    | 631                  | <u>Sex and Marital Status</u>                                                                                                                                                                               |
|                        | 8.7                  | 1. Single man                                                                                                                                                                                               |
|                        | 20.1                 | 2. Single woman                                                                                                                                                                                             |
|                        | 71.5                 | 3. Married couple with wife present                                                                                                                                                                         |
|                        | <u>0.3</u><br>100.6  | 9. N.A.                                                                                                                                                                                                     |
| 361                    | 632                  | <u>Bkt. on V93 Region Where Family Lived at time of 1968 Interview</u>                                                                                                                                      |
|                        | .24.1                | 1. Northeast                                                                                                                                                                                                |
|                        | 29.1                 | 2. North Central                                                                                                                                                                                            |
|                        | 30.0                 | 3. South                                                                                                                                                                                                    |
|                        | <u>16.8</u><br>100.0 | 4. West                                                                                                                                                                                                     |

CONTINUED ON NEXT PAGE

| <u>Variable Number</u> | <u>Location</u> | <u>Description</u>                                                                    |
|------------------------|-----------------|---------------------------------------------------------------------------------------|
| 361<br>(cont.)         | 632             | Region Where Family Lived at Time of 1968 Interview<br>(Detailed state-by-state code) |

STATE CODE

| <u>Region Code</u> | <u>State Code (V93)</u> |                            |
|--------------------|-------------------------|----------------------------|
| 3                  | 01                      | Alabama                    |
| -                  | 50                      | Alaska (not in SRC Sample) |
| 4                  | 02                      | Arizona                    |
| 3                  | 03                      | Arkansas                   |
| 4                  | 04                      | California                 |
| 4                  | 05                      | Colorado                   |
| 1                  | 06                      | Connecticut                |
| 3                  | 07                      | Delaware                   |
| 3                  | 08                      | District of Columbia       |
| 3                  | 09                      | Florida                    |
| 3                  | 10                      | Georgia                    |
| -                  | 51                      | Hawaii (not in SRC Sample) |
| 4                  | 11                      | Idaho                      |
| 2                  | 12                      | Illinois                   |
| 2                  | 13                      | Indiana                    |
| 2                  | 14                      | Iowa                       |
| 2                  | 15                      | Kansas                     |
| 3                  | 16                      | Kentucky                   |
| 3                  | 17                      | Louisiana                  |
| 1                  | 18                      | Maine                      |
| 3                  | 19                      | Maryland                   |
| 1                  | 20                      | Massachusetts              |
| 2                  | 21                      | Michigan                   |
| 2                  | 22                      | Minnesota                  |
| 3                  | 23                      | Mississippi                |
| 2                  | 24                      | Missouri                   |
| 4                  | 25                      | Montana                    |
| 2                  | 26                      | Nebraska                   |
| 4                  | 27                      | Nevada                     |
| 1                  | 28                      | New Hampshire              |
| 1                  | 29                      | New Jersey                 |
| 4                  | 30                      | New Mexico                 |

CONTINUED ON NEXT PAGE

| <u>Variable Number</u> | <u>Location</u>         | <u>Description</u>                                                                                                                                                                                                                                                                                                                                                                                                                                                                                                                                                                                                                                                                                                                                                                                                                                                                                                                                                                                                                                                                                                    |                    |                         |  |   |    |          |   |    |                |   |    |              |   |    |      |   |    |          |   |    |        |   |    |              |   |    |              |   |    |                |   |    |              |   |    |           |   |    |       |   |    |      |   |    |         |   |    |          |   |    |            |   |    |               |   |    |           |   |    |         |
|------------------------|-------------------------|-----------------------------------------------------------------------------------------------------------------------------------------------------------------------------------------------------------------------------------------------------------------------------------------------------------------------------------------------------------------------------------------------------------------------------------------------------------------------------------------------------------------------------------------------------------------------------------------------------------------------------------------------------------------------------------------------------------------------------------------------------------------------------------------------------------------------------------------------------------------------------------------------------------------------------------------------------------------------------------------------------------------------------------------------------------------------------------------------------------------------|--------------------|-------------------------|--|---|----|----------|---|----|----------------|---|----|--------------|---|----|------|---|----|----------|---|----|--------|---|----|--------------|---|----|--------------|---|----|----------------|---|----|--------------|---|----|-----------|---|----|-------|---|----|------|---|----|---------|---|----|----------|---|----|------------|---|----|---------------|---|----|-----------|---|----|---------|
| 361<br>(cont.)         | 632                     | <u>STATE CODE</u> - (cont.)                                                                                                                                                                                                                                                                                                                                                                                                                                                                                                                                                                                                                                                                                                                                                                                                                                                                                                                                                                                                                                                                                           |                    |                         |  |   |    |          |   |    |                |   |    |              |   |    |      |   |    |          |   |    |        |   |    |              |   |    |              |   |    |                |   |    |              |   |    |           |   |    |       |   |    |      |   |    |         |   |    |          |   |    |            |   |    |               |   |    |           |   |    |         |
|                        |                         | <table border="1"> <thead> <tr> <th><u>Region Code</u></th> <th><u>State Code (V93)</u></th> <th></th> </tr> </thead> <tbody> <tr><td>1</td><td>31</td><td>New York</td></tr> <tr><td>3</td><td>32</td><td>North Carolina</td></tr> <tr><td>2</td><td>33</td><td>North Dakota</td></tr> <tr><td>2</td><td>34</td><td>Ohio</td></tr> <tr><td>3</td><td>35</td><td>Oklahoma</td></tr> <tr><td>4</td><td>36</td><td>Oregon</td></tr> <tr><td>1</td><td>37</td><td>Pennsylvania</td></tr> <tr><td>1</td><td>38</td><td>Rhode Island</td></tr> <tr><td>3</td><td>39</td><td>South Carolina</td></tr> <tr><td>2</td><td>40</td><td>South Dakota</td></tr> <tr><td>3</td><td>41</td><td>Tennessee</td></tr> <tr><td>3</td><td>42</td><td>Texas</td></tr> <tr><td>4</td><td>43</td><td>Utah</td></tr> <tr><td>1</td><td>44</td><td>Vermont</td></tr> <tr><td>3</td><td>45</td><td>Virginia</td></tr> <tr><td>4</td><td>46</td><td>Washington</td></tr> <tr><td>3</td><td>47</td><td>West Virginia</td></tr> <tr><td>2</td><td>48</td><td>Wisconsin</td></tr> <tr><td>4</td><td>49</td><td>Wyoming</td></tr> </tbody> </table> | <u>Region Code</u> | <u>State Code (V93)</u> |  | 1 | 31 | New York | 3 | 32 | North Carolina | 2 | 33 | North Dakota | 2 | 34 | Ohio | 3 | 35 | Oklahoma | 4 | 36 | Oregon | 1 | 37 | Pennsylvania | 1 | 38 | Rhode Island | 3 | 39 | South Carolina | 2 | 40 | South Dakota | 3 | 41 | Tennessee | 3 | 42 | Texas | 4 | 43 | Utah | 1 | 44 | Vermont | 3 | 45 | Virginia | 4 | 46 | Washington | 3 | 47 | West Virginia | 2 | 48 | Wisconsin | 4 | 49 | Wyoming |
| <u>Region Code</u>     | <u>State Code (V93)</u> |                                                                                                                                                                                                                                                                                                                                                                                                                                                                                                                                                                                                                                                                                                                                                                                                                                                                                                                                                                                                                                                                                                                       |                    |                         |  |   |    |          |   |    |                |   |    |              |   |    |      |   |    |          |   |    |        |   |    |              |   |    |              |   |    |                |   |    |              |   |    |           |   |    |       |   |    |      |   |    |         |   |    |          |   |    |            |   |    |               |   |    |           |   |    |         |
| 1                      | 31                      | New York                                                                                                                                                                                                                                                                                                                                                                                                                                                                                                                                                                                                                                                                                                                                                                                                                                                                                                                                                                                                                                                                                                              |                    |                         |  |   |    |          |   |    |                |   |    |              |   |    |      |   |    |          |   |    |        |   |    |              |   |    |              |   |    |                |   |    |              |   |    |           |   |    |       |   |    |      |   |    |         |   |    |          |   |    |            |   |    |               |   |    |           |   |    |         |
| 3                      | 32                      | North Carolina                                                                                                                                                                                                                                                                                                                                                                                                                                                                                                                                                                                                                                                                                                                                                                                                                                                                                                                                                                                                                                                                                                        |                    |                         |  |   |    |          |   |    |                |   |    |              |   |    |      |   |    |          |   |    |        |   |    |              |   |    |              |   |    |                |   |    |              |   |    |           |   |    |       |   |    |      |   |    |         |   |    |          |   |    |            |   |    |               |   |    |           |   |    |         |
| 2                      | 33                      | North Dakota                                                                                                                                                                                                                                                                                                                                                                                                                                                                                                                                                                                                                                                                                                                                                                                                                                                                                                                                                                                                                                                                                                          |                    |                         |  |   |    |          |   |    |                |   |    |              |   |    |      |   |    |          |   |    |        |   |    |              |   |    |              |   |    |                |   |    |              |   |    |           |   |    |       |   |    |      |   |    |         |   |    |          |   |    |            |   |    |               |   |    |           |   |    |         |
| 2                      | 34                      | Ohio                                                                                                                                                                                                                                                                                                                                                                                                                                                                                                                                                                                                                                                                                                                                                                                                                                                                                                                                                                                                                                                                                                                  |                    |                         |  |   |    |          |   |    |                |   |    |              |   |    |      |   |    |          |   |    |        |   |    |              |   |    |              |   |    |                |   |    |              |   |    |           |   |    |       |   |    |      |   |    |         |   |    |          |   |    |            |   |    |               |   |    |           |   |    |         |
| 3                      | 35                      | Oklahoma                                                                                                                                                                                                                                                                                                                                                                                                                                                                                                                                                                                                                                                                                                                                                                                                                                                                                                                                                                                                                                                                                                              |                    |                         |  |   |    |          |   |    |                |   |    |              |   |    |      |   |    |          |   |    |        |   |    |              |   |    |              |   |    |                |   |    |              |   |    |           |   |    |       |   |    |      |   |    |         |   |    |          |   |    |            |   |    |               |   |    |           |   |    |         |
| 4                      | 36                      | Oregon                                                                                                                                                                                                                                                                                                                                                                                                                                                                                                                                                                                                                                                                                                                                                                                                                                                                                                                                                                                                                                                                                                                |                    |                         |  |   |    |          |   |    |                |   |    |              |   |    |      |   |    |          |   |    |        |   |    |              |   |    |              |   |    |                |   |    |              |   |    |           |   |    |       |   |    |      |   |    |         |   |    |          |   |    |            |   |    |               |   |    |           |   |    |         |
| 1                      | 37                      | Pennsylvania                                                                                                                                                                                                                                                                                                                                                                                                                                                                                                                                                                                                                                                                                                                                                                                                                                                                                                                                                                                                                                                                                                          |                    |                         |  |   |    |          |   |    |                |   |    |              |   |    |      |   |    |          |   |    |        |   |    |              |   |    |              |   |    |                |   |    |              |   |    |           |   |    |       |   |    |      |   |    |         |   |    |          |   |    |            |   |    |               |   |    |           |   |    |         |
| 1                      | 38                      | Rhode Island                                                                                                                                                                                                                                                                                                                                                                                                                                                                                                                                                                                                                                                                                                                                                                                                                                                                                                                                                                                                                                                                                                          |                    |                         |  |   |    |          |   |    |                |   |    |              |   |    |      |   |    |          |   |    |        |   |    |              |   |    |              |   |    |                |   |    |              |   |    |           |   |    |       |   |    |      |   |    |         |   |    |          |   |    |            |   |    |               |   |    |           |   |    |         |
| 3                      | 39                      | South Carolina                                                                                                                                                                                                                                                                                                                                                                                                                                                                                                                                                                                                                                                                                                                                                                                                                                                                                                                                                                                                                                                                                                        |                    |                         |  |   |    |          |   |    |                |   |    |              |   |    |      |   |    |          |   |    |        |   |    |              |   |    |              |   |    |                |   |    |              |   |    |           |   |    |       |   |    |      |   |    |         |   |    |          |   |    |            |   |    |               |   |    |           |   |    |         |
| 2                      | 40                      | South Dakota                                                                                                                                                                                                                                                                                                                                                                                                                                                                                                                                                                                                                                                                                                                                                                                                                                                                                                                                                                                                                                                                                                          |                    |                         |  |   |    |          |   |    |                |   |    |              |   |    |      |   |    |          |   |    |        |   |    |              |   |    |              |   |    |                |   |    |              |   |    |           |   |    |       |   |    |      |   |    |         |   |    |          |   |    |            |   |    |               |   |    |           |   |    |         |
| 3                      | 41                      | Tennessee                                                                                                                                                                                                                                                                                                                                                                                                                                                                                                                                                                                                                                                                                                                                                                                                                                                                                                                                                                                                                                                                                                             |                    |                         |  |   |    |          |   |    |                |   |    |              |   |    |      |   |    |          |   |    |        |   |    |              |   |    |              |   |    |                |   |    |              |   |    |           |   |    |       |   |    |      |   |    |         |   |    |          |   |    |            |   |    |               |   |    |           |   |    |         |
| 3                      | 42                      | Texas                                                                                                                                                                                                                                                                                                                                                                                                                                                                                                                                                                                                                                                                                                                                                                                                                                                                                                                                                                                                                                                                                                                 |                    |                         |  |   |    |          |   |    |                |   |    |              |   |    |      |   |    |          |   |    |        |   |    |              |   |    |              |   |    |                |   |    |              |   |    |           |   |    |       |   |    |      |   |    |         |   |    |          |   |    |            |   |    |               |   |    |           |   |    |         |
| 4                      | 43                      | Utah                                                                                                                                                                                                                                                                                                                                                                                                                                                                                                                                                                                                                                                                                                                                                                                                                                                                                                                                                                                                                                                                                                                  |                    |                         |  |   |    |          |   |    |                |   |    |              |   |    |      |   |    |          |   |    |        |   |    |              |   |    |              |   |    |                |   |    |              |   |    |           |   |    |       |   |    |      |   |    |         |   |    |          |   |    |            |   |    |               |   |    |           |   |    |         |
| 1                      | 44                      | Vermont                                                                                                                                                                                                                                                                                                                                                                                                                                                                                                                                                                                                                                                                                                                                                                                                                                                                                                                                                                                                                                                                                                               |                    |                         |  |   |    |          |   |    |                |   |    |              |   |    |      |   |    |          |   |    |        |   |    |              |   |    |              |   |    |                |   |    |              |   |    |           |   |    |       |   |    |      |   |    |         |   |    |          |   |    |            |   |    |               |   |    |           |   |    |         |
| 3                      | 45                      | Virginia                                                                                                                                                                                                                                                                                                                                                                                                                                                                                                                                                                                                                                                                                                                                                                                                                                                                                                                                                                                                                                                                                                              |                    |                         |  |   |    |          |   |    |                |   |    |              |   |    |      |   |    |          |   |    |        |   |    |              |   |    |              |   |    |                |   |    |              |   |    |           |   |    |       |   |    |      |   |    |         |   |    |          |   |    |            |   |    |               |   |    |           |   |    |         |
| 4                      | 46                      | Washington                                                                                                                                                                                                                                                                                                                                                                                                                                                                                                                                                                                                                                                                                                                                                                                                                                                                                                                                                                                                                                                                                                            |                    |                         |  |   |    |          |   |    |                |   |    |              |   |    |      |   |    |          |   |    |        |   |    |              |   |    |              |   |    |                |   |    |              |   |    |           |   |    |       |   |    |      |   |    |         |   |    |          |   |    |            |   |    |               |   |    |           |   |    |         |
| 3                      | 47                      | West Virginia                                                                                                                                                                                                                                                                                                                                                                                                                                                                                                                                                                                                                                                                                                                                                                                                                                                                                                                                                                                                                                                                                                         |                    |                         |  |   |    |          |   |    |                |   |    |              |   |    |      |   |    |          |   |    |        |   |    |              |   |    |              |   |    |                |   |    |              |   |    |           |   |    |       |   |    |      |   |    |         |   |    |          |   |    |            |   |    |               |   |    |           |   |    |         |
| 2                      | 48                      | Wisconsin                                                                                                                                                                                                                                                                                                                                                                                                                                                                                                                                                                                                                                                                                                                                                                                                                                                                                                                                                                                                                                                                                                             |                    |                         |  |   |    |          |   |    |                |   |    |              |   |    |      |   |    |          |   |    |        |   |    |              |   |    |              |   |    |                |   |    |              |   |    |           |   |    |       |   |    |      |   |    |         |   |    |          |   |    |            |   |    |               |   |    |           |   |    |         |
| 4                      | 49                      | Wyoming                                                                                                                                                                                                                                                                                                                                                                                                                                                                                                                                                                                                                                                                                                                                                                                                                                                                                                                                                                                                                                                                                                               |                    |                         |  |   |    |          |   |    |                |   |    |              |   |    |      |   |    |          |   |    |        |   |    |              |   |    |              |   |    |                |   |    |              |   |    |           |   |    |       |   |    |      |   |    |         |   |    |          |   |    |            |   |    |               |   |    |           |   |    |         |
| 362                    | 633                     | <u>Bkt. V311 State or Country Where Head Grew Up</u>                                                                                                                                                                                                                                                                                                                                                                                                                                                                                                                                                                                                                                                                                                                                                                                                                                                                                                                                                                                                                                                                  |                    |                         |  |   |    |          |   |    |                |   |    |              |   |    |      |   |    |          |   |    |        |   |    |              |   |    |              |   |    |                |   |    |              |   |    |           |   |    |       |   |    |      |   |    |         |   |    |          |   |    |            |   |    |               |   |    |           |   |    |         |
|                        |                         | <u>Region Where Head of Family Grew Up</u>                                                                                                                                                                                                                                                                                                                                                                                                                                                                                                                                                                                                                                                                                                                                                                                                                                                                                                                                                                                                                                                                            |                    |                         |  |   |    |          |   |    |                |   |    |              |   |    |      |   |    |          |   |    |        |   |    |              |   |    |              |   |    |                |   |    |              |   |    |           |   |    |       |   |    |      |   |    |         |   |    |          |   |    |            |   |    |               |   |    |           |   |    |         |
|                        | 22.7                    | 1. Northeast                                                                                                                                                                                                                                                                                                                                                                                                                                                                                                                                                                                                                                                                                                                                                                                                                                                                                                                                                                                                                                                                                                          |                    |                         |  |   |    |          |   |    |                |   |    |              |   |    |      |   |    |          |   |    |        |   |    |              |   |    |              |   |    |                |   |    |              |   |    |           |   |    |       |   |    |      |   |    |         |   |    |          |   |    |            |   |    |               |   |    |           |   |    |         |
|                        | 29.2                    | 2. North Central                                                                                                                                                                                                                                                                                                                                                                                                                                                                                                                                                                                                                                                                                                                                                                                                                                                                                                                                                                                                                                                                                                      |                    |                         |  |   |    |          |   |    |                |   |    |              |   |    |      |   |    |          |   |    |        |   |    |              |   |    |              |   |    |                |   |    |              |   |    |           |   |    |       |   |    |      |   |    |         |   |    |          |   |    |            |   |    |               |   |    |           |   |    |         |
|                        | 32.6                    | 3. South                                                                                                                                                                                                                                                                                                                                                                                                                                                                                                                                                                                                                                                                                                                                                                                                                                                                                                                                                                                                                                                                                                              |                    |                         |  |   |    |          |   |    |                |   |    |              |   |    |      |   |    |          |   |    |        |   |    |              |   |    |              |   |    |                |   |    |              |   |    |           |   |    |       |   |    |      |   |    |         |   |    |          |   |    |            |   |    |               |   |    |           |   |    |         |
|                        | 8.9                     | 4. West                                                                                                                                                                                                                                                                                                                                                                                                                                                                                                                                                                                                                                                                                                                                                                                                                                                                                                                                                                                                                                                                                                               |                    |                         |  |   |    |          |   |    |                |   |    |              |   |    |      |   |    |          |   |    |        |   |    |              |   |    |              |   |    |                |   |    |              |   |    |           |   |    |       |   |    |      |   |    |         |   |    |          |   |    |            |   |    |               |   |    |           |   |    |         |
|                        | 0.0                     | 5. Alaska, Hawaii                                                                                                                                                                                                                                                                                                                                                                                                                                                                                                                                                                                                                                                                                                                                                                                                                                                                                                                                                                                                                                                                                                     |                    |                         |  |   |    |          |   |    |                |   |    |              |   |    |      |   |    |          |   |    |        |   |    |              |   |    |              |   |    |                |   |    |              |   |    |           |   |    |       |   |    |      |   |    |         |   |    |          |   |    |            |   |    |               |   |    |           |   |    |         |
|                        | 0.0                     | 6. English speaking foreign countries                                                                                                                                                                                                                                                                                                                                                                                                                                                                                                                                                                                                                                                                                                                                                                                                                                                                                                                                                                                                                                                                                 |                    |                         |  |   |    |          |   |    |                |   |    |              |   |    |      |   |    |          |   |    |        |   |    |              |   |    |              |   |    |                |   |    |              |   |    |           |   |    |       |   |    |      |   |    |         |   |    |          |   |    |            |   |    |               |   |    |           |   |    |         |
|                        | 0.0                     | 7. Non-English speaking foreign countries                                                                                                                                                                                                                                                                                                                                                                                                                                                                                                                                                                                                                                                                                                                                                                                                                                                                                                                                                                                                                                                                             |                    |                         |  |   |    |          |   |    |                |   |    |              |   |    |      |   |    |          |   |    |        |   |    |              |   |    |              |   |    |                |   |    |              |   |    |           |   |    |       |   |    |      |   |    |         |   |    |          |   |    |            |   |    |               |   |    |           |   |    |         |
|                        | 6.5                     | 9. N.A.                                                                                                                                                                                                                                                                                                                                                                                                                                                                                                                                                                                                                                                                                                                                                                                                                                                                                                                                                                                                                                                                                                               |                    |                         |  |   |    |          |   |    |                |   |    |              |   |    |      |   |    |          |   |    |        |   |    |              |   |    |              |   |    |                |   |    |              |   |    |           |   |    |       |   |    |      |   |    |         |   |    |          |   |    |            |   |    |               |   |    |           |   |    |         |
|                        | <u>99.9</u>             |                                                                                                                                                                                                                                                                                                                                                                                                                                                                                                                                                                                                                                                                                                                                                                                                                                                                                                                                                                                                                                                                                                                       |                    |                         |  |   |    |          |   |    |                |   |    |              |   |    |      |   |    |          |   |    |        |   |    |              |   |    |              |   |    |                |   |    |              |   |    |           |   |    |       |   |    |      |   |    |         |   |    |          |   |    |            |   |    |               |   |    |           |   |    |         |
|                        |                         | This is the summary code. See V311 for region code details, and V361 for state code details.                                                                                                                                                                                                                                                                                                                                                                                                                                                                                                                                                                                                                                                                                                                                                                                                                                                                                                                                                                                                                          |                    |                         |  |   |    |          |   |    |                |   |    |              |   |    |      |   |    |          |   |    |        |   |    |              |   |    |              |   |    |                |   |    |              |   |    |           |   |    |       |   |    |      |   |    |         |   |    |          |   |    |            |   |    |               |   |    |           |   |    |         |

| <u>Variable Number</u> | <u>Tape Location</u> | <u>Description</u>                                                                                                        |
|------------------------|----------------------|---------------------------------------------------------------------------------------------------------------------------|
| 363                    | 634                  | Geographic Mobility of Head of Family (Whether now lives in different state and/or region than where grew up)             |
|                        | 63.7                 | 0. Lives in same state where grew up (V93=V311)                                                                           |
|                        | 11.5                 | 1. Lives in same region but different state (V361 = V362, and V93 ≠ V311)                                                 |
|                        | 24.1                 | 2. Lives in both a different state and different region from where grew up (V361 ≠ V362)                                  |
|                        | 0.7                  | 9. Region where grew up N.A.                                                                                              |
|                        | <u>100.0</u>         |                                                                                                                           |
| 364                    | 635                  | Bkt. Average Accuracy of 1967 Income Information - FAMILY                                                                 |
|                        | 88.4                 | 0. No assignment                                                                                                          |
|                        | 0.0                  | 1. Less than .05                                                                                                          |
|                        | 0.0                  | 2. .05-.09                                                                                                                |
|                        | 4.0                  | 3. .10-.19                                                                                                                |
|                        | 4.5                  | 4. .20-.29                                                                                                                |
|                        | 0.6                  | 5. .30-.49                                                                                                                |
|                        | 1.7                  | 6. .50-.74                                                                                                                |
|                        | 0.6                  | 7. .75-.99                                                                                                                |
|                        | 0.1                  | 8. 1.00-1.99                                                                                                              |
|                        | 0.0                  | 9. 2.00 or higher                                                                                                         |
|                        | <u>99.9</u>          |                                                                                                                           |
|                        |                      | This variable is a bracket code of the simple average of variables 85-91, whose code values are as follows:               |
|                        |                      | 0. No assignment                                                                                                          |
|                        |                      | 1. Minor assignment                                                                                                       |
|                        |                      | 2. Major assignment, i.e., probable error of greater than \$300 or 10 percent of amount assigned (whichever is greater)   |
|                        |                      | 5. Estimate not accurate reflection of income or payments in 1967, i.e., mortgage incurred in 1968; married in 1968, etc. |
|                        |                      | V85 Accuracy of Labor Income -- HEAD                                                                                      |
|                        |                      | V86 Accuracy of Labor Income -- WIFE                                                                                      |
|                        |                      | V87 Accuracy of Capital Income -- FAMILY                                                                                  |
|                        |                      | V88 Accuracy of Labor and Capital Income -- Other in FU with largest taxable income                                       |
|                        |                      | V89 Accuracy of Labor and Capital Income -- Other(s) in FU with second largest taxable income                             |
|                        |                      | V90 Accuracy of Income from A.D.C. and A.F.D.C. -- FAMILY                                                                 |
|                        |                      | V91 Accuracy of amount committed for support of others outside FU                                                         |

| <u>Variable Number</u> | <u>Tape Location</u> | <u>Description</u>                                                              |
|------------------------|----------------------|---------------------------------------------------------------------------------|
| 365                    | 636                  | Bkt. Average Accuracy of 1967 Financial Information Other than Income -- FAMILY |

|            |    |                |
|------------|----|----------------|
| 75.2       | 0. | No assignment  |
| 0.0        | 1. | Less than .05  |
| 11.6       | 2. | .05-.09        |
| 4.4        | 3. | .10-.19        |
| 4.3        | 4. | .20-.29        |
| 3.3        | 5. | .30-.49        |
| 0.6        | 6. | .50-.74        |
| 0.5        | 7. | .75-.99        |
| 0.2        | 8. | 1.00-1.99      |
| <u>0.0</u> | 9. | 2.00 or higher |
| 100.1      |    |                |

This variable is a bracket code of the simple average of the variables listed below whose code values are as follows:

0. No assignment
1. Minor assignment
2. Major assignment; probable error of greater than \$300 or 10 percent of amount assigned (whichever is greater)
3. Complex property - the reported house value included farm or business property, but imputed rent and housing payments were computed on the basis of the estimated portion of property used for housing
5. Estimate not an accurate reflection of income or payments in 1967

- V7 Accuracy of House Value and Property Taxes
- V319 Accuracy of Mortgage
- V321 Accuracy of Net Equity and Imputed Rent
- V9 Accuracy of 1967 Mortgage Payments
- V11 Accuracy of 1967 Rent Payments
- V13 Accuracy of 1967 Rent Value for those who neither own nor rent
- V15 Accuracy of 1967 Cost of Utilities
- V19 Accuracy of 1967 Additions and Repairs Payments
- V21 Accuracy of 1967 Car Insurance Payments
- V23 Accuracy of 1967 Car Debt Payments
- V29 Accuracy of 1967 Payments on "Other Things"
- V34 Accuracy of 1967 Alcoholic Beverages Bill
- V36 Accuracy of 1967 Cigarette Bill
- V38 Accuracy of 1967 Total Food Bill



| <u>Variable<br/>Number</u> | <u>Tape<br/>Location</u> | <u>Description</u>                                                                                                                                                                                                                                                                                                                                                                                                                                                                                                                                                                                                                                                                                                                                                                                                                                                                                                                                                                                                                                                                                                                                                                                                                                                                                                                  |
|----------------------------|--------------------------|-------------------------------------------------------------------------------------------------------------------------------------------------------------------------------------------------------------------------------------------------------------------------------------------------------------------------------------------------------------------------------------------------------------------------------------------------------------------------------------------------------------------------------------------------------------------------------------------------------------------------------------------------------------------------------------------------------------------------------------------------------------------------------------------------------------------------------------------------------------------------------------------------------------------------------------------------------------------------------------------------------------------------------------------------------------------------------------------------------------------------------------------------------------------------------------------------------------------------------------------------------------------------------------------------------------------------------------|
| 366                        | 637                      | <u>Accuracy of Hours Variables -- FAMILY</u><br><br>See V364 for bracket code.<br><br>This variable is a bracket code of the simple average of the variables listed below whose code values are as follows:<br><br>68.7 0. No assignment<br>0.0 1. Minor assignment<br>14.7 2. Major assignment; probable error of greater<br>9.8 than \$300 or 10 percent of assignment value<br>3.4 (whichever is greater)<br><br>4. Work done by someone other than Head or Wife<br>5. Estimate not an accurate reflection of income<br>or payments in 1967<br><br>V27 Accuracy of 1967 hours spent on car repairs<br>V48 Accuracy of 1967 hours of work for money<br>-- HEAD<br>V50 Accuracy of 1967 hours of unemployment -- HEAD<br>V52 Accuracy of 1967 hours of illness -- HEAD<br>V54 Accuracy of 1967 hours of work for money<br>-- WIFE<br>V56 Accuracy of 1967 hours of child care<br>- FAMILY<br>V58 Accuracy of 1967 free help from others --<br>FAMILY<br>V60 Accuracy of 1967 family housework hours<br>-- FAMILY<br>V62 Accuracy of 1967 hours of home<br>V64 Accuracy of adjustment factor for<br>Single Head of Household<br>V66 Accuracy of 1967 Sum of Hours on which<br>Leisure Ratio Based -- FAMILY<br>V68 Accuracy of 1967 Hours of Other #1<br>Work for Money<br>V70 Accuracy of 1967 Hours of Other #2<br>Work for Money |

| <u>Variable Number</u> | <u>Tape Location</u> | <u>Description</u>                                                                                                        |
|------------------------|----------------------|---------------------------------------------------------------------------------------------------------------------------|
| 366                    | 637                  | <u>Accuracy of Hours Variables -- FAMILY</u>                                                                              |
| 68.7                   | 0.                   | No assignment                                                                                                             |
| 0.0                    | 1.                   | Less than .05 - minor assignment                                                                                          |
| 14.7                   | 2.                   | .05-.09 - major assignment; probable error of greater than \$300 or 10 percent of assignment value (whichever is greater) |
| 9.8                    | 3.                   | .10-.19                                                                                                                   |
| 3.4                    | 4.                   | .20-.29 - work done by someone other than Head or Wife                                                                    |
| 2.8                    | 5.                   | .30-.49 - estimate not an accurate reflection of income or payments in 1967                                               |
| 0.5                    | 6.                   | .50-.74                                                                                                                   |
| 0.0                    | 7.                   | .75-.99                                                                                                                   |
| 0.0                    | 8.                   | 1.00-1.99                                                                                                                 |
| 0.0                    | 9.                   | 2.00 or higher                                                                                                            |
| <u>99.9</u>            |                      |                                                                                                                           |
|                        | V27                  | Accuracy of 1967 hours spent on car repairs                                                                               |
|                        | V48                  | Accuracy of 1967 hours of work for money - HEAD                                                                           |
|                        | V50                  | Accuracy of 1967 hours of unemployment - HEAD                                                                             |
|                        | V52                  | Accuracy of 1967 hours of illness - HEAD                                                                                  |
|                        | V54                  | Accuracy of 1967 hours of work for money - WIFE                                                                           |
|                        | V56                  | Accuracy of 1967 hours of child care - FAMILY                                                                             |
|                        | V58                  | Accuracy of 1967 free help from others - FAMILY                                                                           |
|                        | V60                  | Accuracy of 1967 family housework hours - FAMILY                                                                          |
|                        | V62                  | Accuracy of 1967 hours of home                                                                                            |
|                        | V64                  | Accuracy of adjustment factor for Single Head of household                                                                |
|                        | V66                  | Accuracy of 1967 Sum of Hours on which Leisure Ratio Based - FAMILY                                                       |
|                        | V68                  | Accuracy of 1967 Hours of Other #1 Work for Money                                                                         |
|                        | V70                  | Accuracy of 1967 Hours of Other #2 Work for Money                                                                         |

| <u>Variable<br/>Number</u> | <u>Tape<br/>Location</u> | <u>Description</u>                                         |
|----------------------------|--------------------------|------------------------------------------------------------|
| 367                        | 638                      | <u>Bkt. Average Accuracy of 1967 Income Creation Items</u> |
|                            | 75.3                     | 0. No assignment                                           |
|                            | 0.0                      | 1. Less than .05                                           |
|                            | 0.0                      | 2. .05-.09                                                 |
|                            | 19.2                     | 3. .10-.19                                                 |
|                            | 0.0                      | 4. .20-.29                                                 |
|                            | 4.0                      | 5. .30-.49                                                 |
|                            | 1.2                      | 6. .50-.74                                                 |
|                            | 0.2                      | 7. .75-.99                                                 |
|                            | 0.1                      | 8. 1.00-1.99                                               |
|                            | <u>0.0</u>               | 9. 2.00 or higher                                          |
|                            | 100.0                    |                                                            |

This variable is a bracket code of the simple average of the variables listed below whose code values are as follows:

- 0. No assignment
- 1. Minor assignment
- 2. Major assignment; probable error of greater than \$300 or 10 percent of assigned value (whichever is greater)
- 4. Work done by someone other than head or wife
- 5. Estimate not an accurate reflection of income or payments in 1967

V17 Accuracy of value of Additions and Repairs done by Family

V25 Accuracy of value of Car Repairs done by Family

V40 Accuracy of value of Home Grown Food of Family

V42 Accuracy of value of clothes made and/or mended by Family

V44 Accuracy of value of food received as part of pay by Family

V46 Accuracy of value of free food, clothing or food stamps received by Family

| <u>Variable<br/>Number</u> | <u>Tape<br/>Location</u> | <u>Description</u>                             |
|----------------------------|--------------------------|------------------------------------------------|
| 368                        | 639                      | <u>Bkt. V117 Age of Head of Family</u>         |
|                            | 9.3                      | 1. Under 25                                    |
|                            | 17.8                     | 2. 25-34                                       |
|                            | 21.4                     | 3. 35-44                                       |
|                            | 18.9                     | 4. 45-54                                       |
|                            | 16.0                     | 5. 55-64                                       |
|                            | 10.9                     | 6. 65-74                                       |
|                            | 5.5                      | 7. 75 or older                                 |
|                            | <u>0.1</u>               | 9. N.A.                                        |
|                            | 99.9                     |                                                |
| 369                        | 640                      | <u>Bkt. V118 Age of Wife of Head of Family</u> |
|                            | 9.6                      | 1. Under 25                                    |
|                            | 15.4                     | 2. 25-34                                       |
|                            | 17.7                     | 3. 35-44                                       |
|                            | 13.0                     | 4. 45-54                                       |
|                            | 9.3                      | 5. 55-64                                       |
|                            | 4.7                      | 6. 65-74                                       |
|                            | 1.1                      | 7. 75 or older                                 |
|                            | 0.2                      | 9. N.A.                                        |
|                            | <u>29.0</u>              | 0. Inap., no wife                              |
|                            | 100.0                    |                                                |

| <u>Variable Number</u> | <u>Tape Location</u> | <u>Description</u>                                                                                                                                                                                                                                                                                                                                                                                                                                                                                                                                                                                                                                                                                                                                                                                                                                     |
|------------------------|----------------------|--------------------------------------------------------------------------------------------------------------------------------------------------------------------------------------------------------------------------------------------------------------------------------------------------------------------------------------------------------------------------------------------------------------------------------------------------------------------------------------------------------------------------------------------------------------------------------------------------------------------------------------------------------------------------------------------------------------------------------------------------------------------------------------------------------------------------------------------------------|
| 370                    | 641-642              | <p><u>Average Age of Head and Wife (In Years)</u></p> <p>This Variable is the simple average of V117 (age of Head), V118 (age of Wife). If V118=00 (no wife), age of Head is recorded again.</p> <p>36. Average age of Head and Wife = 36; or no wife present, and Head is 36 years old.</p>                                                                                                                                                                                                                                                                                                                                                                                                                                                                                                                                                           |
| 371                    | 643                  | <p><u>Bkt. V370 Average Age of Head and Wife</u></p> <p>19.9 1. Under 25<br/> 25.1 2. 25-34<br/> 23.2 3. 35-44<br/> 13.9 4. 45-54<br/> 10.6 5. 55-64<br/> 5.5 6. 65-74<br/> 1.7 7. 75 or older<br/> <u>0.0</u> 9. N.A.<br/> 99.9</p>                                                                                                                                                                                                                                                                                                                                                                                                                                                                                                                                                                                                                   |
| 372                    | 644                  | <p><u>Bkt. on Difference in Age between Head and Wife</u></p> <p>V117 (Age of Head) minus V118 (Age of Wife)</p> <p>0.3 0. (-98 to -10) Husband is 10 or more years <u>younger</u> than wife<br/> 1.6 1. (-9 to -5) Husband is between 5 and 9 years <u>younger</u> than wife<br/> 3.4 2. (-4 to -2) Husband is between 2 and 4 years <u>younger</u> than wife<br/> 3.9 3. (-1) Husband is 1 year <u>younger</u> than wife<br/> 7.6 4. (0) Husband and wife the same age<br/> 8.6 5. (+1) Husband 1 year <u>older</u> than wife<br/> 24.6 6. (+2 to +4) Husband 2 to 4 years <u>older</u> than wife<br/> 15.0 7. (+5 to +9) Husband 5 to 9 years <u>older</u> than wife<br/> 5.4 8. (+10 to +19) Husband 10 to 19 years <u>older</u> than wife<br/> <u>29.6</u> 9. (20-99) Husband 20 or more years <u>older</u> than<br/> 100.0 wife; or no wife.</p> |

| <u>Variable Number</u> | <u>Tape Location</u> | <u>Description</u>                                                                                                                            |
|------------------------|----------------------|-----------------------------------------------------------------------------------------------------------------------------------------------|
| 373                    | 645-649              | <u>Average Value Per Room in Dwelling Unit</u>                                                                                                |
|                        |                      | For Homeowners:      V5                  House Value<br>÷V102                  Number of rooms in DU                                          |
|                        |                      | *For Renters:              10 x V11              Annual Rent<br>÷V102                  Number of rooms in DU                                  |
|                        |                      | *For Those who<br>neither own<br>nor rent:                  10 x V12              Rental Value<br>V102                  Number of rooms in DU |
|                        |                      | xxxx.    Coded in Dollars                                                                                                                     |
|                        |                      | *(Calculated value assumes that value of DU is<br>approximately 10 times its annual rental value)                                             |
| 374                    | 650                  | <u>Bkt. V373 Average Value per Room in Dwelling Unit</u>                                                                                      |
|                        |                      | 2.3    1. Less than \$500                                                                                                                     |
|                        |                      | 7.3    2. \$500-999                                                                                                                           |
|                        |                      | 26.5   3. \$1000-1999                                                                                                                         |
|                        |                      | 24.5   4. \$2000-2999                                                                                                                         |
|                        |                      | 19.0   5. \$3000-3999                                                                                                                         |
|                        |                      | 9.4    6. \$4000-4999                                                                                                                         |
|                        |                      | 7.4    7. \$5000-7499                                                                                                                         |
|                        |                      | 2.3    8. \$7500 to 99,998                                                                                                                    |
|                        |                      | 1.3    9. N.A.                                                                                                                                |
|                        |                      | <u>100.0</u>                                                                                                                                  |
| 375                    | 651                  | <u>Brackets on Value of All Cars Owned (V145)</u>                                                                                             |
|                        |                      | 20.0   0. Family owns no cars                                                                                                                 |
|                        |                      | 26.8   1. Less than \$500                                                                                                                     |
|                        |                      | 15.2   2. \$500-999                                                                                                                           |
|                        |                      | 23.9   3. \$1000-1999                                                                                                                         |
|                        |                      | 9.1    4. \$2000-2999                                                                                                                         |
|                        |                      | 2.6    5. \$3000-3999                                                                                                                         |
|                        |                      | 1.2    6. \$4000-4999                                                                                                                         |
|                        |                      | 0.6    7. \$5000-7999                                                                                                                         |
|                        |                      | 0.0    8. \$8000-9998                                                                                                                         |
|                        |                      | 0.4    9. N.A.                                                                                                                                |
|                        |                      | <u>99.8</u>                                                                                                                                   |
| 376                    | 652                  | <u>Number correct Word-to-picture test (V195)</u>                                                                                             |
|                        |                      | 0.1    0. 0-5                                                                                                                                 |
|                        |                      | 0.3    1. 6-9                                                                                                                                 |
|                        |                      | 0.3    2. 10-11                                                                                                                               |
|                        |                      | 0.5    3. 12                                                                                                                                  |
|                        |                      | 0.8    4. 13                                                                                                                                  |
|                        |                      | 1.0    5.. 14 (all correct)                                                                                                                   |
|                        |                      | <u>97.0</u> 9. Refused to take test or did not take for some other<br><u>100.0</u> reason (99); or test not assigned to family (98)           |

| <u>Variable Number</u> | <u>Tape Location</u> | <u>Description</u>                                                                               |
|------------------------|----------------------|--------------------------------------------------------------------------------------------------|
| 377                    | 653                  | <u>Bkt. Annual Head Might Earn per hour on Another Job (V210)</u>                                |
|                        | 88.4                 | 0. Inap., question not asked                                                                     |
|                        | 0.1                  | 1. \$.01-.99                                                                                     |
|                        | 0.1                  | 2. \$1.00-1.49                                                                                   |
|                        | 0.3                  | 3. \$1.50-1.99                                                                                   |
|                        | 0.5                  | 4. \$2.00-2.49                                                                                   |
|                        | 1.0                  | 5. \$2.50-2.99                                                                                   |
|                        | 2.4                  | 6. \$3.00-3.99                                                                                   |
|                        | 2.6                  | 7. \$4.00-5.99                                                                                   |
|                        | 2.5                  | 8. \$6.00 or more                                                                                |
|                        | <u>2.1</u>           | 9. N.A.                                                                                          |
|                        | 100.0                |                                                                                                  |
| 378                    | 654                  | <u>Bkt. Hourly wage of Jobs not Worth Taking -- Head (V238)</u>                                  |
|                        |                      | See Code for Variable 377 above.                                                                 |
| 379                    | 655                  | <u>Bkt. Age when Head of family married (V240)</u>                                               |
|                        | 1.3                  | 1. Under 16                                                                                      |
|                        | 4.9                  | 2. 16-17                                                                                         |
|                        | 13.7                 | 3. 18-19                                                                                         |
|                        | 19.2                 | 4. 20-21                                                                                         |
|                        | 26.9                 | 5. 22-25                                                                                         |
|                        | 14.5                 | 6. 26-30                                                                                         |
|                        | 6.4                  | 7. 31-39                                                                                         |
|                        | 1.9                  | 8. 40 or older                                                                                   |
|                        | 3.3                  | 9. N.A.                                                                                          |
|                        | <u>7.9</u>           | 0. Inap., not married                                                                            |
|                        | 100.0                |                                                                                                  |
| 380                    | 656                  | <u>Bkt. Age of head at Birth of First Child (V138)</u>                                           |
|                        |                      | See code for Variable 379 above.                                                                 |
| 381                    | 657                  | <u>Actual minus Required Rooms for family of this size, age and sex composition (V102, V124)</u> |
|                        | 0.6                  | 0. -3 or less (DU has 3 fewer rooms than required)                                               |
|                        | 1.0                  | 1. -2                                                                                            |
|                        | 4.3                  | 2. -1                                                                                            |
|                        | 9.8                  | 3. 0 (actual number of rooms equals required number)                                             |
|                        | 22.6                 | 4. +1                                                                                            |
|                        | 23.8                 | 5. +2                                                                                            |
|                        | 19.1                 | 6. +3                                                                                            |
|                        | 11.0                 | 7. +4                                                                                            |
|                        | 6.5                  | 8. +5 or more                                                                                    |
|                        | 1.3                  | 9. N.A.                                                                                          |
|                        | 100.0                |                                                                                                  |

**NOTE: Actual number of rooms only coded through 8, required number of rooms through 9; therefore, range is actually -8 to +7**

| <u>Variable Number</u> | <u>Tape Location</u> | <u>Description</u>                                                                                                                                                                                                                                                                                                                                                                     |
|------------------------|----------------------|----------------------------------------------------------------------------------------------------------------------------------------------------------------------------------------------------------------------------------------------------------------------------------------------------------------------------------------------------------------------------------------|
| 382                    | 658-660              | <u>Persons Per Room</u>                                                                                                                                                                                                                                                                                                                                                                |
|                        | XX.X                 | 09.8 = Family has no room of its own<br>09.9 N.A.<br>Otherwise <u>Person Rooms</u> WITH ONE DIGIT AFTER DECIMAL                                                                                                                                                                                                                                                                        |
| 383                    | 661                  | <u>Race and Sex of Head</u>                                                                                                                                                                                                                                                                                                                                                            |
|                        | 70.0                 | 0. White male                                                                                                                                                                                                                                                                                                                                                                          |
|                        | 9.2                  | 1. Non-white male                                                                                                                                                                                                                                                                                                                                                                      |
|                        | 16.9                 | 2. White female                                                                                                                                                                                                                                                                                                                                                                        |
|                        | <u>3.9</u>           | 3. Non-white female                                                                                                                                                                                                                                                                                                                                                                    |
|                        | 100.0                |                                                                                                                                                                                                                                                                                                                                                                                        |
| 384                    | 662                  | <u>Employment Problems of Head</u>                                                                                                                                                                                                                                                                                                                                                     |
|                        |                      | One point for each of these:<br>Lost his previous job (V201 = 1-3)<br>Had more than five employers in last ten years (V203 = 6-8)<br>Turned down a job rather than move (V205 = 1)<br>Serious illness or accident in last three years (V215 = 1-2)<br>Serious unemployment in last three years (V219 = 1-2)<br>Would have trouble getting another job, for explicit reasons (V214 = 1) |
| 385                    | 663                  | <u>Background Problems of Head</u>                                                                                                                                                                                                                                                                                                                                                     |
|                        |                      | Grew up on a farm (V312 = 1)<br>Completed less than 6 grades, and has difficulty reading (V313 = 0)<br>Parents were poor (V317 = 1)<br>Age < 20 at birth of first child TL656 = 1-3 (V380 = 1-3)                                                                                                                                                                                       |



| <u>Variable Number</u> | <u>Tape Location</u> | <u>Description</u>                                                                                                                                                                                                                                                                                                                                                                                                                                                                                                                                                                                                                                                                                                                                                                             |
|------------------------|----------------------|------------------------------------------------------------------------------------------------------------------------------------------------------------------------------------------------------------------------------------------------------------------------------------------------------------------------------------------------------------------------------------------------------------------------------------------------------------------------------------------------------------------------------------------------------------------------------------------------------------------------------------------------------------------------------------------------------------------------------------------------------------------------------------------------|
| 386                    | 664                  | <u>Current Handicaps of Head</u><br><br>No reading matter visible in DU to interviewer (V184 = 5)<br><br>Many (6 or more) questions had to be repeated (V185 = 3-5)<br><br>Many (6 or more) answers had to be repeated (V186 = 3-5)<br><br>Head has disfigurements or dysfunctional habits (V187 = 1)<br><br>Family lives 30 miles or more from the nearest city of 50,000 or more (V189 = 4-5)<br><br>Head has disabilities that limit work (V216 = 1-3)<br><br>Head has dependents outside his DU (V278 = 1-5)<br><br>Family has relatives they might have to help more (V279 = 1)<br><br>NOTE: This code has values from 0 through 8. No additional points have been given for more dependents, or more <u>serious</u> disabilities, or <u>extreme</u> incoherence, since they are so rare. |
| 387                    | 665                  | <u>Housing Quality (Dwelling Unit and Neighborhood)</u><br><br>See V418 for a revised version of this variable.<br><br>Family owns its own home (V103 = 1)<br><br>Family does not share dwelling with another family (V114 = 1, 2, 5-7)<br><br>Family owns car or causes no difficulties not to have a car. (V140 = 1 or 5)<br><br>DU is less than 15 miles from center of city of 50,000 or more (but not within 5 miles of center) (V189 = 2)<br><br>Live in a single family house (V190 = 1)<br><br>Neighborhood contains only single family houses (V192 = 2)<br><br>Interviewer noted no housing defects (V194 = 5)<br><br>House value (or 10 times annual rent) equals \$2000 or more per room (V374 = 4-8)<br><br>Number of rooms equal to or greater than number required (V381 = 4-9) |

| <u>Variable Number</u> | <u>Tape Location</u> | <u>Description</u>                                                                                                                                                                                                                                                                                                                                                                                                                                                                                                                                                                                                                                                                                                                                            |
|------------------------|----------------------|---------------------------------------------------------------------------------------------------------------------------------------------------------------------------------------------------------------------------------------------------------------------------------------------------------------------------------------------------------------------------------------------------------------------------------------------------------------------------------------------------------------------------------------------------------------------------------------------------------------------------------------------------------------------------------------------------------------------------------------------------------------|
| 388                    | 666                  | <p><u>Sense of Efficacy</u></p> <p>See V419 for a revised version of this variable.</p> <p>[Not unsure life would work out (V295 = 1, 2, 3, 9)<br/>Sure life would work out (V295 = 1-2)</p> <p>[Some planning (V296 = 1, 2, 3, 9)<br/>Plans ahead (V296 = 1-2)</p> <p>[Doesn't fail to carry out things (V297 = 1, 2, 3, 9)<br/>Get to carry out things as expected (V297 = 1-2)</p> <p>[Not dissatisfied with self (V302 = 1, 2, 3, 9)<br/>Satisfied with self (V302 = 1-2)</p> <p>No limitations seen for self (V303 = 3, 5, 9)</p>                                                                                                                                                                                                                        |
| 389                    | 667                  | <p><u>Trust in Others</u></p> <p>See V420 for a revised version of this variable.</p> <p>Neither likes nor dislikes a job where told what to do (V213 = 2-4, 9)</p> <p>Would not have trouble getting another job (V214 = 5)</p> <p>Is not concerned with what others think (V305 = 0-2)</p> <p>Trusts other people (V306 = 0-2)</p> <p>Thinks life of average man is getting better (V309 = 0-2)</p> <p>Thinks there are not many who have things they don't deserve (V310 = 4, 5)</p>                                                                                                                                                                                                                                                                       |
| 390                    | 668                  | <p><u>Ambition (Verbal aspiration expressed)</u></p> <p>See V423 for a revised version of this variable</p> <p>Plans to move (purposive move) (V112 = 1-3)</p> <p>Has high educational aspirations for children (V137 = 1-3)</p> <p>Says it is important to make own decisions on a job (V199 = 1-2)</p> <p>Is willing to move for even a moderately better job (V207 = 1-3)</p> <p>Has plans to try for a new job (V208 = 1)</p> <p>Doesn't like a job where told what to do (V213 = 4-5)</p> <p>[Wanted to work more hours than did (V231 = 1)<br/>Did not want to work fewer hours than did (neutralizes the Inaps.) (V233 ≠ 1)</p> <p>Expects things to happen for better (V277 = 1)</p> <p>Likes to do things difficult or challenging (V299 = 1, 2)</p> |

| <u>Variable Number</u> | <u>Tape Location</u> | <u>Description</u>                                                                                                                                                                                                                                                                                                                                                                                                                                                                                                                                                                                   |
|------------------------|----------------------|------------------------------------------------------------------------------------------------------------------------------------------------------------------------------------------------------------------------------------------------------------------------------------------------------------------------------------------------------------------------------------------------------------------------------------------------------------------------------------------------------------------------------------------------------------------------------------------------------|
| 390<br>(continued)     | 668                  | <p><u>Ambition (Verbal aspiration expressed)</u></p> <p>Would rather have a job with good chance for making more, even if don't like it (V301 = 4, 5)</p> <p>Spends time figuring out ways to get more money (V307 = 4, 5)</p> <p>Might earn <u>reasonably</u> more on new job (\$.50 to \$3.00 more) (V210)</p> <p>Values greater than 9 truncated to equal 9.</p>                                                                                                                                                                                                                                  |
| 391                    | 669                  | <p><u>Expressed Horizon</u></p> <p>Is sure whether will or will not move (V111 = 1, 2, 4, 5)</p> <p>Has explicit plans for children's education (V137 = 1-5; add 2)</p> <p>No children in school (neutralize these) (V137 = 0; add 1)</p> <p>Has plans for an explicit kind of new job (V209 = 1-2)</p> <p>Knows what kind of training new job requires (and it requires it) (V211 = 2)</p> <p>Has explicit family plans (V248 = 1, 5, 6)</p> <p>Mentions things that will happen to change (for better or worse) (V277 = 1 or 8)</p> <p>Has substantial savings relative to income (V359 = 1-2)</p> |
| 392                    | 670                  | <p><u>Self-Reported Horizon</u></p> <p>Doesn't live from day to day (V296 = 1, 2, 3, 9)</p> <p>Plans ahead (V296 = 1, 2)</p> <p>Plans do not abort (V297 = 1, 2, 3, 9)</p> <p>Get to carry out plans (V297 = 1, 2)</p> <p>Wouldn't rather spend it today (V300 = 3 or higher)</p> <p>Would rather save for future (V300 = 4, 5)</p> <p>Does not just take things as they come (V308 = 1, 2, 3, 9)</p> <p>Thinks about things that may happen (V308 = 1, 2)</p>                                                                                                                                       |

| <u>Variable Number</u> | <u>Tape Location</u>  | <u>Description</u>                                                                                                                                                                                                                                                                                                                                                                                                                                                                                                                                                                                                                                                                                                                                                                                                            |
|------------------------|-----------------------|-------------------------------------------------------------------------------------------------------------------------------------------------------------------------------------------------------------------------------------------------------------------------------------------------------------------------------------------------------------------------------------------------------------------------------------------------------------------------------------------------------------------------------------------------------------------------------------------------------------------------------------------------------------------------------------------------------------------------------------------------------------------------------------------------------------------------------|
| 393                    | 671                   | <p><u>Connectedness to potential sources of help</u></p> <p>Went to a PTA meeting, within last year (V136 = 1-2)<br/>           Neutralize those with no children in school<br/>           (V136 = 0, 1, 2)</p> <p>Attends church once a month or more (V284 = 2-5)</p> <p>Watches television a lot (more than 1 hour per day) (V286 = 2-8)</p> <p>Reads a newspaper once a week or more (V287 = 3-5)</p> <p>Knows two or more neighbors by name (V288 = 2-8)</p> <p>Knows six or more neighbors by name (V288 = 6-8)</p> <p>Has relatives within walking distance of DU (V289 = 1)</p> <p>Goes to organizations once a month or more (V292 = 2-5)</p> <p>Goes to bar or tavern once a month or more (V293 = 2-5)</p> <p>Belongs to a labor union and pays dues (V294 = 2-8)</p> <p>Values greater than 9 truncated to 9.</p> |
| 394                    | 672                   | <p><u>Money Earning Acts (Current money earning behaviors)</u></p> <p>Head works more than 2,000 hours (V47 2000)</p> <p>Wife works more than 1,000 hours (V53 1000)</p> <p>Neutralize: No wife, or children under 4 (V239 1 -- no wife) <u>OR</u>(V120 = 1-3 -- child under 4)</p> <p>Head self-employed <u>and/or</u> owns a business (V198 = 2-3 or V250 &lt; 5)</p> <p>Moved to get a better job (V204 = 1)</p> <p>Has done something about a better job (V212 = 1-3)</p>                                                                                                                                                                                                                                                                                                                                                 |
|                        | If Employed           | <p>Head seldom or never late for work (V217 = 3-5)</p> <p>Head rarely or never fails to go to work when not sick (V218 = 4-5)</p> <p>Head has extra jobs (or ways of making money) (V227 = 1, 3, 4)</p>                                                                                                                                                                                                                                                                                                                                                                                                                                                                                                                                                                                                                       |
|                        | Unemployed or Retired | <p>Has name in several places for a job (V235 = 2-4)</p> <p>Has applied to 2 or more places in last 2 weeks (V236 = 2-4)</p> <p>Low reservation price: no jobs not worth taking, or they pay less than \$1.50 per hour (V238 &lt; 150)</p>                                                                                                                                                                                                                                                                                                                                                                                                                                                                                                                                                                                    |

| <u>Variable<br/>Number</u> | <u>Tape<br/>Location</u> | <u>Description</u>                                                                                                                                                                                                                                                                                                                                                                                                                                                                                                                                                                                                                                                                                                                                                                                                                                                        |
|----------------------------|--------------------------|---------------------------------------------------------------------------------------------------------------------------------------------------------------------------------------------------------------------------------------------------------------------------------------------------------------------------------------------------------------------------------------------------------------------------------------------------------------------------------------------------------------------------------------------------------------------------------------------------------------------------------------------------------------------------------------------------------------------------------------------------------------------------------------------------------------------------------------------------------------------------|
| 395                        | 673                      | <u>Real Earning Acts</u> (non-money, or investment for future)<br><br>Saved more than \$100 doing own additions and repairs<br>(V16 > 0100, add 2; V16 < 0100, add 1)<br><br>Saved more than \$100 by growing own food (V39 > 100)<br><br>Saved more than \$100 by sewing (V41 > 100)<br><br>Spends time on other productive activities (V280 = 4-5)<br>Spends time on other productive activities (V281 = 4-5)<br><br>Taking courses or lessons with earning possibilities<br>(V285 = 3-5)<br><br>Saved more than \$100 on car repairs (V24 > 100; add 2)<br><br>Neutralize non-owners (V143 = 0; add 1)<br><br>COMMENT: The above items were made into a separate index<br>from the income increasing behaviors more directly<br>related to regular jobs, because they may actually<br>be substitutes for increasing money earnings by<br>working more on the main job. |
| 396                        | 674                      | <u>Economizing</u><br><br>Received free help from others inside or outside the<br>house for more than 100 hours (V57 > 100)<br><br>Does not own a recent year model car (1966-68)<br>(V144 ≠ 66, 67, 68)<br><br>Spends less than \$150/year on alcohol (V33 < \$150)<br><br>Spends less than \$150/year on cigarettes (V35 < \$150)<br><br>Eat out less than once a week (V162 < 2)<br><br>Reports special ways of keeping food bill down (V171≠0)<br>(V172≠0)<br><br>Family eats together most or all the time (V174 = 3-4)<br><br>Report special ways of saving on clothing (V175 ≠ 0)<br>(V176 ≠ 0)                                                                                                                                                                                                                                                                    |

| <u>Variable Number</u> | <u>Tape Location</u> | <u>Description</u>                                                                                                                                                                                                                                                                                                                                                                                                                                                                                                                                                                                                                                                                                                              |
|------------------------|----------------------|---------------------------------------------------------------------------------------------------------------------------------------------------------------------------------------------------------------------------------------------------------------------------------------------------------------------------------------------------------------------------------------------------------------------------------------------------------------------------------------------------------------------------------------------------------------------------------------------------------------------------------------------------------------------------------------------------------------------------------|
| 397                    | 675                  | <p><u>Risk Avoidance</u></p> <p>At least one car in good condition (V146 = 1)<br/> Worst car not in poor condition (also neutralizes non-owners) (V147 ≠ 5)</p> <p>All cars insured (V149 = 1)<br/> Has no uninsured car (neutralizes non-owners who get a point) (V149 ≠ 3-5)</p> <p>Head has seat belts fastened all the time (V153 = 1; add 2)<br/> Head has seat belts fastened part of the time (V153 = 3; add 1)<br/> Neutralize the non-owners (V152 = 0; add 1)</p> <p>Head insured, or family can get free medical care (V158 = 1-3, 5, 7)</p> <p>Family does not smoke more than 17 cigarettes a day (V169 = 0-2)</p> <p>Family has some savings (V359 = 1, 2, or 4)</p> <p>Values greater than 9 truncated to 9.</p> |
| 398                    | 676                  | <p><u>Number of Children Under 18 Living with Family</u></p> <p>14.8 1. One<br/> 15.0 2. Two<br/> 9.8 3. Three<br/> 5.2 4. Four<br/> 2.6 5. Five<br/> 1.5 6. Six<br/> 0.7 7. Seven<br/> 0.3 8. Eight<br/> 0.4 9. Nine or more</p> <p><u>49.6</u> 0. None; N.A. how many<br/> <u>99.9</u></p>                                                                                                                                                                                                                                                                                                                                                                                                                                    |

| <u>Variable Number</u> | <u>Tape Location</u> | <u>Description</u>                                             |
|------------------------|----------------------|----------------------------------------------------------------|
| 378                    | 654                  | <u>Bkt. Hourly wage of Jobs not Worth Taking - Head (V238)</u> |
|                        | 96.2                 | 0. Inap., question not asked                                   |
|                        | 0.4                  | 1. \$.01-.99                                                   |
|                        | 0.7                  | 2. \$1.00-1.49                                                 |
|                        | 0.3                  | 3. \$1.50-1.99                                                 |
|                        | 0.1                  | 4. \$2.00-2.49                                                 |
|                        | 0.1                  | 5. \$2.50-2.99                                                 |
|                        | 0.1                  | 6. \$3.00-3.99                                                 |
|                        | 0.1                  | 7. \$4.00-5.99                                                 |
|                        | 0.0                  | 8. \$6.00 or more                                              |
|                        | 2.0                  | 9. N.A.                                                        |
|                        | <u>100.0</u>         |                                                                |
| 380                    | 656                  | <u>Bkt. Age of head at Birth of First Child (V138)</u>         |
|                        | 0.7                  | 1. Under 16                                                    |
|                        | 2.3                  | 2. 16-17                                                       |
|                        | 6.1                  | 3. 18-19                                                       |
|                        | 11.7                 | 4. 20-21                                                       |
|                        | 25.8                 | 5. 22-25                                                       |
|                        | 19.0                 | 6. 26-30                                                       |
|                        | 9.6                  | 7. 31-39                                                       |
|                        | 2.4                  | 8. 40 or older                                                 |
|                        | 1.8                  | 9. N.A.                                                        |
|                        | 20.5                 | 0. Inap., not married                                          |
|                        | <u>99.9</u>          |                                                                |
| 384                    | 662                  | <u>Employment Problems of Head</u>                             |
|                        |                      | <u>Score Values</u>                                            |
|                        | 48.4                 | 0                                                              |
|                        | 23.1                 | 1                                                              |
|                        | 20.0                 | 2                                                              |
|                        | 6.3                  | 3                                                              |
|                        | 1.7                  | 4                                                              |
|                        | 0.5                  | 5                                                              |
|                        | 0.1                  | 6                                                              |
|                        | 0.0                  | 7                                                              |
|                        | 0.0                  | 8                                                              |
|                        | 0.0                  | 9                                                              |
|                        | <u>100.1</u>         |                                                                |

| <u>Variable<br/>Number</u> | <u>Tape<br/>Location</u> | <u>Description</u>                                      |
|----------------------------|--------------------------|---------------------------------------------------------|
| 385                        | 663                      | <u>Background Problems of Head</u>                      |
|                            |                          | <u>Score Values</u>                                     |
|                            | 25.7                     | 0                                                       |
|                            | 41.2                     | 1                                                       |
|                            | 26.3                     | 2                                                       |
|                            | 6.3                      | 3                                                       |
|                            | 0.4                      | 4                                                       |
|                            | 0.0                      | 5                                                       |
|                            | 0.0                      | 6                                                       |
|                            | 0.0                      | 7                                                       |
|                            | 0.0                      | 8                                                       |
|                            | <u>0.0</u>               | 9                                                       |
|                            | 99.9                     |                                                         |
| 386                        | 664                      | <u>Current Handicaps of Head</u>                        |
|                            |                          | <u>Score Values</u>                                     |
|                            | 28.3                     | 0                                                       |
|                            | 35.6                     | 1                                                       |
|                            | 19.8                     | 2                                                       |
|                            | 10.3                     | 3                                                       |
|                            | 4.0                      | 4                                                       |
|                            | 1.6                      | 5                                                       |
|                            | 0.3                      | 6                                                       |
|                            | 0.1                      | 7                                                       |
|                            | 0.0                      | 8                                                       |
|                            | <u>0.0</u>               | 9                                                       |
|                            | 100.0                    |                                                         |
| 387                        | 665                      | <u>Housing Quality (Dwelling Unit and Neighborhood)</u> |
|                            |                          | <u>Score Values</u>                                     |
|                            | 0.0                      | 0                                                       |
|                            | 0.0                      | 1                                                       |
|                            | 0.8                      | 2                                                       |
|                            | 3.7                      | 3                                                       |
|                            | 9.4                      | 4                                                       |
|                            | 17.0                     | 5                                                       |
|                            | 18.2                     | 6                                                       |
|                            | 17.9                     | 7                                                       |
|                            | 22.5                     | 8                                                       |
|                            | <u>10.4</u>              | 9                                                       |
|                            | 99.9                     |                                                         |



| <u>Variable<br/>Number</u> | <u>Tape<br/>Location</u> | <u>Description</u>                            |
|----------------------------|--------------------------|-----------------------------------------------|
| 388                        | 666                      | <u>Sense of Efficacy</u>                      |
|                            |                          | <u>Score Values</u>                           |
|                            | 2.9                      | 0                                             |
|                            | 2.0                      | 1                                             |
|                            | 7.1                      | 2                                             |
|                            | 7.4                      | 3                                             |
|                            | 10.4                     | 4                                             |
|                            | 14.9                     | 5                                             |
|                            | 12.9                     | 6                                             |
|                            | 17.0                     | 7                                             |
|                            | 11.2                     | 8                                             |
|                            | <u>14.2</u>              | 9                                             |
|                            | <u>100.0</u>             |                                               |
| 389                        | 667                      | <u>Trust in Others</u>                        |
|                            |                          | <u>Score Values</u>                           |
|                            | 1.5                      | 0                                             |
|                            | 9.4                      | 1                                             |
|                            | 16.4                     | 2                                             |
|                            | 24.8                     | 3                                             |
|                            | 26.0                     | 4                                             |
|                            | 16.3                     | 5                                             |
|                            | 5.6                      | 6                                             |
|                            | 0.0                      | 7                                             |
|                            | 0.0                      | 8                                             |
|                            | <u>0.0</u>               | 9                                             |
|                            | <u>100.0</u>             |                                               |
| 390                        | 668                      | <u>Ambition (Verbal aspiration expressed)</u> |
|                            |                          | <u>Score Values</u>                           |
|                            | 0.0                      | 0                                             |
|                            | 8.9                      | 1                                             |
|                            | 13.7                     | 2                                             |
|                            | 15.6                     | 3                                             |
|                            | 17.9                     | 4                                             |
|                            | 17.6                     | 5                                             |
|                            | 12.7                     | 6                                             |
|                            | 7.8                      | 7                                             |
|                            | 3.7                      | 8                                             |
|                            | <u>2.3</u>               | 9                                             |
|                            | <u>100.2</u>             |                                               |

| <u>Variable Number</u> | <u>Tape Location</u> | <u>Description</u>                                |
|------------------------|----------------------|---------------------------------------------------|
| 391                    | 669                  | <u>Expressed Horizon</u>                          |
|                        |                      | <u>Score Values</u>                               |
|                        | 0.0                  | 0                                                 |
|                        | 0.8                  | 1                                                 |
|                        | 4.7                  | 2                                                 |
|                        | 19.0                 | 3                                                 |
|                        | 38.1                 | 4                                                 |
|                        | 19.9                 | 5                                                 |
|                        | 13.1                 | 6                                                 |
|                        | 3.7                  | 7                                                 |
|                        | 0.6                  | 8                                                 |
|                        | <u>0.1</u>           | 9                                                 |
|                        | 100.0                |                                                   |
| 392                    | 670                  | <u>Self-Reported Horizon</u>                      |
|                        |                      | <u>Score Values</u>                               |
|                        | 7.1                  | 0                                                 |
|                        | 4.5                  | 1                                                 |
|                        | 16.8                 | 2                                                 |
|                        | 8.3                  | 3                                                 |
|                        | 21.9                 | 4                                                 |
|                        | 9.6                  | 5                                                 |
|                        | 16.9                 | 6                                                 |
|                        | 6.7                  | 7                                                 |
|                        | 8.2                  | 8                                                 |
|                        | <u>0.0</u>           | 9                                                 |
|                        | 100.0                |                                                   |
| 393                    | 671                  | <u>Connectedness to potential sources of help</u> |
|                        |                      | <u>Score Values</u>                               |
|                        | 0.2                  | 0                                                 |
|                        | 0.7                  | 1                                                 |
|                        | 2.3                  | 2                                                 |
|                        | 6.0                  | 3                                                 |
|                        | 11.5                 | 4                                                 |
|                        | 20.1                 | 5                                                 |
|                        | 23.9                 | 6                                                 |
|                        | 19.8                 | 7                                                 |
|                        | 10.5                 | 8                                                 |
|                        | <u>5.0</u>           | 9                                                 |
|                        | 100.0                |                                                   |

| <u>Variable Number</u> | <u>Tape Location</u> | <u>Description</u>                                      |
|------------------------|----------------------|---------------------------------------------------------|
| 394                    | 672                  | Money Earning Acts (Current money earning behaviors)    |
|                        |                      | <u>Score Values</u>                                     |
|                        | 0.3                  | 0                                                       |
|                        | 9.5                  | 1                                                       |
|                        | 14.8                 | 2                                                       |
|                        | 9.0                  | 3                                                       |
|                        | 21.0                 | 4                                                       |
|                        | 23.1                 | 5                                                       |
|                        | 14.9                 | 6                                                       |
|                        | 5.6                  | 7                                                       |
|                        | 1.6                  | 8                                                       |
|                        | 0.3                  | 9                                                       |
|                        | <u>100.1</u>         |                                                         |
| 395                    | 673                  | Real Earning Acts (non-money, or investment for future) |
|                        |                      | <u>Score Values</u>                                     |
|                        | 19.7                 | 0                                                       |
|                        | 28.3                 | 1                                                       |
|                        | 27.6                 | 2                                                       |
|                        | 14.5                 | 3                                                       |
|                        | 6.6                  | 4                                                       |
|                        | 2.4                  | 5                                                       |
|                        | 0.7                  | 6                                                       |
|                        | 0.1                  | 7                                                       |
|                        | 0.0                  | 8                                                       |
|                        | 0.0                  | 9                                                       |
|                        | <u>99.9</u>          |                                                         |
| 396                    | 674                  | <u>Economizing</u>                                      |
|                        |                      | <u>Score Values</u>                                     |
|                        | 0.3                  | 0                                                       |
|                        | 1.9                  | 1                                                       |
|                        | 5.0                  | 2                                                       |
|                        | 11.8                 | 3                                                       |
|                        | 19.0                 | 4                                                       |
|                        | 18.4                 | 5                                                       |
|                        | 16.7                 | 6                                                       |
|                        | 14.5                 | 7                                                       |
|                        | 9.7                  | 8                                                       |
|                        | 2.7                  | 9                                                       |
|                        | <u>100.0</u>         |                                                         |

| <u>Variable<br/>Number</u> | <u>Tape<br/>Location</u> | <u>Description</u>    |
|----------------------------|--------------------------|-----------------------|
| 397                        | 675                      | <u>Risk Avoidance</u> |
|                            |                          | <u>Score Values</u>   |
|                            | 0.0                      | 0                     |
|                            | 0.6                      | 1                     |
|                            | 1.5                      | 2                     |
|                            | 2.7                      | 3                     |
|                            | 10.4                     | 4                     |
|                            | 17.7                     | 5                     |
|                            | 27.7                     | 6                     |
|                            | 21.4                     | 7                     |
|                            | 12.9                     | 8                     |
|                            | <u>5.0</u>               | 9                     |
|                            | 99.9                     |                       |

| <u>Variable<br/>Number</u> | <u>Tape<br/>Location</u> | <u>Description</u>                                                                                                                                                                                                                                                                                                                                                                                                                                                                                                                                                                                                       |
|----------------------------|--------------------------|--------------------------------------------------------------------------------------------------------------------------------------------------------------------------------------------------------------------------------------------------------------------------------------------------------------------------------------------------------------------------------------------------------------------------------------------------------------------------------------------------------------------------------------------------------------------------------------------------------------------------|
| 399                        | 677-680                  | <u>Ratio of Family Money Income to Family Money Needs:<br/>SSA Economy Level (70% Farm Family Cutoffs)</u>                                                                                                                                                                                                                                                                                                                                                                                                                                                                                                               |
|                            | XX.XX                    | This Social Security Administration definition is based on the economy level food budget, which was the same definition that was applied to the 1967 CPS data. The cutoffs are unaltered even to take account of price changes. Economies of scale are related to family size, although the definition assumes that the marginal cost for additional family members beyond 7 is zero. Incorporated in the definition are adjustments for the sex of the head and the ages of family members. For farm families, those whose heads indicate that farming is their first or second job, the cutoff is .7 x nonfarm values. |
| 400                        | 681-684                  | <u>Ratio of Family Money Income to Family Money Needs:<br/>SSA Economy Level (80% Farm Family Cutoffs)</u>                                                                                                                                                                                                                                                                                                                                                                                                                                                                                                               |
|                            | XX.XX                    | This variable is identical to V399 except that the cutoff for farm families is .8 x nonfarm values.                                                                                                                                                                                                                                                                                                                                                                                                                                                                                                                      |
| 401                        | 685-688                  | <u>Ratio of Family Money Income to Family Money Needs:<br/>SSA Low-Cost Level (70% Farm Family Cutoffs)</u>                                                                                                                                                                                                                                                                                                                                                                                                                                                                                                              |
|                            | XX.XX                    | This definition is identical in structure to V399, but allows a higher money need per person. In contrast to the economy-level definitions (V399-400), the cutoffs here have been adjusted upward from the 1967 level to reflect price changes. The cutoff for farm families is .7 x nonfarm values.                                                                                                                                                                                                                                                                                                                     |

| <u>Variable<br/>Number</u> | <u>Tape<br/>Location</u> | <u>Definition</u>                                                                                                                                                                                                                                                                                                                                                                                                                                                                                                                                                                                                                                                                                                                     |
|----------------------------|--------------------------|---------------------------------------------------------------------------------------------------------------------------------------------------------------------------------------------------------------------------------------------------------------------------------------------------------------------------------------------------------------------------------------------------------------------------------------------------------------------------------------------------------------------------------------------------------------------------------------------------------------------------------------------------------------------------------------------------------------------------------------|
| 402                        | 689-692<br><br>XX.XX     | <u>Ratio of Family Money Income to Family Money Needs<br/>SSA Low-Cost Level (80% Farm Family Cutoffs)</u>                                                                                                                                                                                                                                                                                                                                                                                                                                                                                                                                                                                                                            |
| 403                        | 693-696<br><br>XX.XX     | <u>Ratio of Family Money Income to Family Money Needs<br/>Modified SSA Economy Level (70% Farm Family Cutoffs)</u><br><br>This definition differs in two ways from V399. First, it rests on a 1965 food expenditures survey and, second, it assumes that the marginal cost of additional family members becomes zero after the 11th member, rather than the 7th. There are a larger number of poor when this definition is used because the extension of the range in which family members have a positive marginal cost, and because of the higher cutoffs resulting from the 1965 food expenditure survey, which showed the ratio of food expenditure to total needs to be less than 1/3, the ratio developed from the 1955 survey. |
| 404                        | 697-700<br><br>XX.XX     | <u>Ratio of Family Money Income to Family Money Needs<br/>Modified SSA Economy Level (80% Farm Family Cutoffs)</u>                                                                                                                                                                                                                                                                                                                                                                                                                                                                                                                                                                                                                    |
| 405                        | 701-704<br><br>XX.XX     | <u>Ratio of Family Money Income to Family Money Needs<br/>Modified SSA Low-Cost Level (70% Farm Family Cutoffs)</u><br><br>This definition differs from V401 in the same way that the modified SSA economy-level definition differs from V399.                                                                                                                                                                                                                                                                                                                                                                                                                                                                                        |
| 406                        | 705-708<br><br>XX.XX     | <u>Ratio of Family Money Income to Family Money Needs<br/>Modified SSA Low-Cost Level (80% Farm Family Cutoffs)</u>                                                                                                                                                                                                                                                                                                                                                                                                                                                                                                                                                                                                                   |

| <u>Variable<br/>Number</u> | <u>Tape<br/>Location</u> | <u>Definition</u>                                                                                                                                                                                                                                                                                                                               |
|----------------------------|--------------------------|-------------------------------------------------------------------------------------------------------------------------------------------------------------------------------------------------------------------------------------------------------------------------------------------------------------------------------------------------|
|                            |                          | The following bracket code is used for variables 407-409.                                                                                                                                                                                                                                                                                       |
|                            |                          | 0. Less than .40<br>1. .40 - .79<br>2. .80 - 1.19<br>3. 1.20 - 1.59<br>4. 1.60 - 1.99<br>5. 2.00 - 2.39<br>6. 2.40 - 2.99<br>7. 3.00 - 3.99<br>8. 4.00 - 5.99<br>9. 6.00 or higher                                                                                                                                                              |
| 407                        | 709                      | <u>Bkt. on V325: "Orshansky Ratio"</u>                                                                                                                                                                                                                                                                                                          |
| 408                        | 710                      | <u>Bkt. on V326: Ratio of Total 1967 Family Real Income Net of Cost of Earning Income to Annual Family Need Standard</u>                                                                                                                                                                                                                        |
| 409                        | 711                      | <u>Bkt. on V399: Ratio of Family Money Income to Family Money Needs: SSA Economy Level (70% Farm Family Cutoffs)</u>                                                                                                                                                                                                                            |
| 410                        | 712                      | <u>Bkt. on 8V327: Ratio of Total 1967 Family Real Income Net of Cost of Earning Income and Net of Housing Costs to 1967 Family Food Standard</u><br><br>0. -9.99 - 0.99<br>1. 1.00 - 1.99<br>2. 2.00 - 2.99<br>3. 3.00 - 3.99<br>4. 4.00 - 4.99<br>5. 5.00 - 5.99<br>6. 6.00 - 7.49<br>7. 7.50 - 9.99<br>8. 10.00 - 14.99<br>9. 15.00 or higher |
| 411                        | 713                      | <u>Bkt. on 8V382: Persons per Room</u><br><br>0. Under 00.3<br>1. 0.3 - 0.4<br>2. 0.5 - 0.6<br>3. 0.7 - 0.8<br>4. 0.9 - 1.2<br>5. 1.3 - 1.6<br>6. 1.7 - 2.0<br>7. 2.1 - 3.0<br>8. 3.1 - 9.8<br>9. 09.9 or higher; N.A.                                                                                                                          |

| <u>Variable<br/>Number</u> | <u>Tape<br/>Location</u> | <u>Definition</u>                                                                                                                                                                                                                                                                                                                                                         |
|----------------------------|--------------------------|---------------------------------------------------------------------------------------------------------------------------------------------------------------------------------------------------------------------------------------------------------------------------------------------------------------------------------------------------------------------------|
|                            |                          | Variables 412-417 are employment and income characteristics of the county in which the family was interviewed in 1968. The value of each variable is a constant for everyone in that county. Data from variables 412-414 are derived from questionnaires sent to one state unemployment compensation commissioners, asking them about the sample counties in their state. |
| 412                        | 714                      | <u>Whether Surplus or Shortage of Unskilled Temporary Labor in County</u><br><br>1. Many more jobs than there are applicants<br>2. More jobs than applicants<br>3. Most people are able to find jobs<br>4. A number of unskilled workers unable to find jobs<br>5. Many unskilled workers unable to find jobs<br>9. N.A.                                                  |
| 413                        | 715                      | <u>Average hourly wage in county for unskilled temporary labor</u><br><br>1. Under \$1.50<br>2. \$1.50 - 1.99<br>3. \$2.00 - 2.49<br>4. \$2.50 - 2.99<br>5. \$3.00 - 4.00<br>9. N.A.                                                                                                                                                                                      |
| 414                        | 716                      | <u>County Unemployment Rate, Spring 1968</u><br><br>1. Under 2%<br>2. 2-3.9%<br>3. 4-5.9%<br>4. 6-10%<br>5. Over 10%<br>9. N.A.                                                                                                                                                                                                                                           |
| 415                        | 717                      | <u>Public Welfare, 1962 Per Capita Expenditure in County - (In Dollars). <u>Census of Governments 1962, Summary - Table 28</u></u><br><br>1. 00.00 - 00.41<br>2. 00.42 - 01.09<br>3. 01.10 - 02.79<br>4. 02.80 - 04.99<br>5. 05.00 - 08.99<br>6. 09.00 - 15.99<br>7. 16.00 - 29.99<br>8. 30.00 - 79.99<br>9. N.A.                                                         |



| <u>Variable<br/>Number</u> | <u>Tape<br/>Location</u> | <u>Definition</u>                                                                                                                                                                                                                                                                                                                                                                         |
|----------------------------|--------------------------|-------------------------------------------------------------------------------------------------------------------------------------------------------------------------------------------------------------------------------------------------------------------------------------------------------------------------------------------------------------------------------------------|
| 416                        | 718                      | <p>Per Student Public 1962 Public School Expenditures<br/>in County (dollars per year). <u>Census of Governments,<br/>Summary - Table 28</u></p> <hr/> <ol style="list-style-type: none"><li>1. 100 - 179</li><li>2. 180 - 219</li><li>3. 220-254</li><li>4. 255 - 285</li><li>5. 286 - 309</li><li>6. 310 - 319</li><li>7. 320 - 344</li><li>8. 345 - 389</li><li>9. 390 - 599</li></ol> |
| 417                        | 719                      | <p>Percent Employment Change in County, 1962-1967,<br/><u>County Business Patterns, Summary Tables</u></p> <hr/> <ol style="list-style-type: none"><li>1. -20 - 11</li><li>2. 12 - 16</li><li>3. 17 - 22</li><li>4. 23 - 26</li><li>5. 27 - 31</li><li>6. 32 - 36</li><li>7. 37 - 61</li><li>8. 62 - 200</li><li>9. N.A.</li></ol>                                                        |

| <u>Variable Number</u> | <u>Tape Location</u> | <u>Description</u>                                                                                                              |          |
|------------------------|----------------------|---------------------------------------------------------------------------------------------------------------------------------|----------|
| 418                    | 720                  | <u>Housing and Neighborhood Quality Redone (Revised V387)</u>                                                                   |          |
|                        |                      | Owns home                                                                                                                       | V103=1   |
|                        |                      | Live 5-30 miles from center of city<br>of 50,000 or more                                                                        | V189=2,3 |
|                        |                      | Single Family home                                                                                                              | V190=1   |
|                        |                      | Neighborhood of Single Family Houses                                                                                            | V192=2   |
|                        |                      | Value per room Value = (10 x rent for<br>non-owners) 2000                                                                       | V374=4-8 |
|                        |                      | Actual - Required rooms                                                                                                         | V381=5-9 |
|                        |                      | No visible defects                                                                                                              | V194=5   |
|                        |                      | <u>Omits:</u>                                                                                                                   |          |
|                        |                      | Difficulties because of not owning car<br>Share Dwelling with other family                                                      |          |
|                        |                      | Changes: Distance to Center, Surplus of Rooms                                                                                   |          |
| 419                    | 721                  | <u>Reported Efficacy and Planning (Revised V388 and V392)</u>                                                                   |          |
|                        |                      | Sure Life Would Work Out                                                                                                        | V295=1   |
|                        |                      | Plans Life Ahead                                                                                                                | V296=1   |
|                        |                      | Gets to Carry Out Things                                                                                                        | V297=1   |
|                        |                      | Finishes Things                                                                                                                 | V298=1   |
|                        |                      | Rather Save for Future                                                                                                          | V300=5   |
|                        |                      | Has No Limitations                                                                                                              | V303#1   |
|                        |                      | Thinks About Things That Might Happen<br>in Future                                                                              | V308=1   |
| 420                    | 722                  | <u>Trust or Hostility (Revised V389)</u>                                                                                        |          |
|                        |                      | Does not get angry easily                                                                                                       | V304=5   |
|                        |                      | Matters What Others Think                                                                                                       | V305=4,5 |
|                        |                      | Trusts Most Other People                                                                                                        | V306=1   |
|                        |                      | Believes Life of Average Man Getting Better                                                                                     | V309=1   |
|                        |                      | Believes Not a Lot of People Who Have Good<br>Things They Don't Deserve                                                         | V310=5   |
|                        |                      | <u>Omits:</u>                                                                                                                   |          |
|                        |                      | Indifference to job where told what to do<br>No trouble getting another job<br>(Self-perceived limitations moved to "Efficacy") |          |

| <u>Variable Number</u> | <u>Tape Location</u> | <u>Description</u>                                                                          |                              |                     |
|------------------------|----------------------|---------------------------------------------------------------------------------------------|------------------------------|---------------------|
| 423                    | 725                  | <u>Aspiration-Ambition (Revised V390)</u>                                                   |                              |                     |
|                        |                      | Might make purposive move                                                                   | V112=1,2                     |                     |
| 421*                   | 723*                 | Wanted more work and/or worked > 2500 hours<br>and/or V231=1<br>V47 > 2500                  |                              | 2 points            |
|                        |                      | Neutralize Inaps. (Unemployed, retired, etc) V196#1                                         |                              | 1 point             |
|                        |                      | Likes to do difficult or challenging things                                                 | V299=1                       |                     |
|                        |                      | Prefers a job with chances for making more money even if dislikes job                       | V301=5                       |                     |
|                        |                      | Dissatisfied with self                                                                      | V302=5                       |                     |
|                        |                      | Spends time figuring out how to get more money                                              | V307=5                       |                     |
| 422*                   | 724*                 | Plans to get a new job, and knows what type of job, <u>and</u> knows what it might pay      | V209=1-4 and V210#999 or 000 | 2 points            |
|                        |                      | Neutralize Inaps. and one point for plans for job regardless of details                     | V208 < 5                     | 1 point             |
|                        |                      | *Subvariable                                                                                |                              |                     |
|                        |                      | <u>Omits:</u>                                                                               |                              |                     |
|                        |                      | Educational aspirations for children                                                        |                              |                     |
|                        |                      | Important to make own decisions on job                                                      |                              |                     |
|                        |                      | Doesn't like job where told what to do                                                      |                              |                     |
|                        |                      | Willing to move for moderately good job                                                     |                              |                     |
|                        |                      | Expects things to change for better                                                         |                              |                     |
| 427                    | 729                  | <u>Real Earning Acts</u>                                                                    |                              |                     |
| 424*                   | 726*                 | Saved more than \$75 on additions and repairs (Neutralize non-owners who did not save \$75) | V16 > 075<br>V103 = 5,8      | 2 points<br>1 point |
| 425*                   | 727*                 | Saved more than \$75 growing own food (2 points)                                            | V39 > 075                    | 2 points            |

| <u>Variable Number</u> | <u>Tape Location</u> | <u>Description</u>                                                                              |                    |          |
|------------------------|----------------------|-------------------------------------------------------------------------------------------------|--------------------|----------|
| 426*                   | 728* {               | Saved more than \$75 on car repairs                                                             | V24 > 075          | 2 points |
|                        |                      | (Neutralize non-owners)                                                                         | V143=0             | 1 point  |
|                        |                      | Taking courses or lessons with economic potential                                               | V285=3-5           |          |
|                        |                      | Spends spare time productively (added)                                                          | V280=4,5           |          |
|                        |                      | <u>Omits:</u><br>Saved on sewing                                                                |                    |          |
|                        |                      | *Subvariable                                                                                    |                    |          |
| 432                    | 734                  | <u>Economizing</u>                                                                              | 1968               |          |
| 428                    | 730                  | Spend less than \$150 a year on alcohol                                                         | V33 < 150          |          |
| 429                    | 731                  | Spend less than \$150 a year on cigarettes                                                      | V35 < 150          |          |
| 430                    | 732                  | Received more than 100 hours of free help                                                       | V57 > 100          |          |
| 431                    | 733                  | Do not own very new car (in 1969)                                                               | V144≠66, 67, or 68 |          |
|                        |                      | Eat out seldom                                                                                  | V162=0,1           |          |
|                        |                      | Eat together most of time                                                                       | V174=3,4           |          |
|                        |                      | <u>Omits:</u><br>Reported ways of keeping food bill down<br>Reported ways of saving on clothing |                    |          |
|                        |                      |                                                                                                 |                    |          |
| 434                    | 736                  | <u>Risk Avoidance</u>                                                                           |                    |          |
|                        |                      | Has at least one car in good condition                                                          | V146=1             |          |
|                        |                      | No car                                                                                          | V146=0             |          |
|                        |                      | All cars are insured                                                                            | V149=1             |          |
|                        |                      | Uses seat belts all of the time                                                                 | V153=1             | 2 points |
|                        |                      | Uses seat belts some of the time                                                                | V153=3             | 1 point  |
|                        |                      | (Neutralize non-owners)                                                                         | V152=0             | 1 point  |
| 433                    | 735                  | Has medical insurance or a way to get free care                                                 | V158=1,2,3,5,7     |          |
|                        |                      | Head is not a heavy smoker (less than one pack a day)                                           | V169=0-2           |          |
|                        |                      | Have some liquid savings                                                                        | V359=1,2,4         |          |
|                        |                      | Have two months income saved up                                                                 | V359=1             |          |
|                        |                      |                                                                                                 |                    |          |

| <u>Variable Number</u> | <u>Tape Location</u> | <u>Description</u>                                                                                                                                                                                                                                                                                                             |
|------------------------|----------------------|--------------------------------------------------------------------------------------------------------------------------------------------------------------------------------------------------------------------------------------------------------------------------------------------------------------------------------|
| 435                    | 737-739              | <u>Square root of V328 using money income</u> (3 digits)                                                                                                                                                                                                                                                                       |
| 436                    | 740-742              | <u>Square root of V329, well-offness using real income</u> (3 digits)                                                                                                                                                                                                                                                          |
| 437                    | 743-745              | <u>Square root of V330, well-offness using real income net of housing outlays relative to food needs</u> (3 digits)                                                                                                                                                                                                            |
| 438                    | 746                  | <u>Bkt. Wage rate on 2nd job</u><br>0. 0 or inap.<br>1. Under \$1.00<br>2. \$1.00-1.49<br>3. \$1.50-1.99<br>4. \$2.00-2.99<br>5. \$2.50-2.99<br>6. \$3.00-3.99<br>7. \$4.00-5.99<br>8. \$6.00 or more<br>9. N.A.                                                                                                               |
| 439                    | 747-748              | <u>Weight</u><br>All analysis on the entire sample should be based on weighted data, to reduce the biases from differential sampling and response rates.<br>However, it is possible to use the SRC cross-section sample only, without weights, since the response rates did not vary so much as to produce substantial biases. |
| 440                    | (749-800)            | <u>Dummy Variable</u><br>A nondata variable separating the 1968 from the 1969 data. Never use this variable for anything.                                                                                                                                                                                                      |

1968 Distributions for V339 - V354

|                     | <u>V339</u><br><u>Money Y</u> | <u>V340</u><br><u>Tot Real Y</u> | <u>V341</u><br><u>Net Real Y</u> | <u>V342</u><br><u>Net Real Y-Hsng.</u> |
|---------------------|-------------------------------|----------------------------------|----------------------------------|----------------------------------------|
| 0. Less than \$500  | 0.5                           | 0.1                              | 0.1                              | 1.6                                    |
| 1. \$500-999        | 2.0                           | 1.0                              | 1.1                              | 4.0                                    |
| 2. \$1000-1999      | 7.5                           | 5.8                              | 6.0                              | 9.4                                    |
| 3. \$2000-2999      | 8.0                           | 8.2                              | 8.6                              | 8.3                                    |
| 4. \$3000-3999      | 7.4                           | 7.2                              | 7.7                              | 9.1                                    |
| 5. \$4000-4999      | 6.6                           | 6.9                              | 8.3                              | 9.4                                    |
| 6. \$5000-7499      | 19.5                          | 18.4                             | 20.9                             | 23.1                                   |
| 7. \$7500-9999      | 16.7                          | 16.6                             | 18.5                             | 17.2                                   |
| 8. \$10,000-14,999  | 20.8                          | 22.3                             | 20.1                             | 12.8                                   |
| 9. \$15,000 or more | <u>11.1</u>                   | <u>13.6</u>                      | <u>8.8</u>                       | <u>5.1</u>                             |
|                     | 100.1                         | 100.1                            | 100.1                            | 100.0                                  |

|                     | <u>V343</u><br><u>W-0 Money Y</u> | <u>V344</u><br><u>W-0 Net Real Y</u> | <u>V345</u><br><u>W-0 Net Real Y-Hsng</u> |
|---------------------|-----------------------------------|--------------------------------------|-------------------------------------------|
| 0. Less than \$1000 | 1.1                               | 0.7                                  | Less than \$3000 2.1                      |
| 1. \$1000-1999      | 4.2                               | 3.1                                  | \$3000-5999 5.7                           |
| 2. \$2000-2999      | 7.4                               | 6.4                                  | \$6000-8999 8.3                           |
| 3. \$3000-3999      | 9.9                               | 9.5                                  | \$9000-11,999 10.9                        |
| 4. \$4000-4999      | 9.6                               | 10.6                                 | \$12,000-14,999 11.1                      |
| 5. \$5000-5999      | 9.4                               | 10.3                                 | \$15,000-17,999 10.8                      |
| 6. \$6000-7499      | 13.8                              | 14.7                                 | \$18,000-22,499 13.0                      |
| 7. \$7500-9999      | 16.7                              | 18.9                                 | \$22,500-29,999 14.9                      |
| 8. \$10,000-14,999  | 18.0                              | 17.3                                 | \$30,000-44,999 13.9                      |
| 9. \$15,000 or more | <u>10.0</u>                       | <u>8.5</u>                           | \$45,000 or more <u>9.1</u>               |
|                     | 100.1                             | 100.0                                | 99.8                                      |

|                     | <u>V346<br/>Contractual<br/>Payments</u> | <u>V347<br/>Fixed<br/>Expenditure</u> | <u>V348<br/>Uncommitted<br/>Income</u> | <u>V349<br/>Food<br/>Consumption</u> | <u>V350<br/>Family<br/>Work Hours</u> |
|---------------------|------------------------------------------|---------------------------------------|----------------------------------------|--------------------------------------|---------------------------------------|
| 0. Less than \$500  | 13.1                                     | 1.1                                   | 14.7                                   | 5.0                                  | 1.7                                   |
| 1. \$500-999        | 19.8                                     | 4.7                                   | 7.2                                    | 18.2                                 | 1.2                                   |
| 2. \$1,000-1,999    | 30.9                                     | 14.0                                  | 13.5                                   | 43.6                                 | 8.3                                   |
| 3. \$2,000-2,999    | 20.6                                     | 14.4                                  | 12.9                                   | 24.1                                 | 15.2                                  |
| 4. \$3,000-3,999    | 10.0                                     | 16.8                                  | 13.1                                   | 6.5                                  | 11.4                                  |
| 5. \$4,000-4,999    | 4.1                                      | 13.4                                  | 9.5                                    | 2.0                                  | 18.5                                  |
| 6. \$5,000-7,499    | 1.4                                      | 24.0                                  | 16.0                                   | 0.7                                  | 39.0                                  |
| 7. \$7,500-9,999    | 0.2                                      | 7.9                                   | 6.7                                    | 0.0                                  | 4.3                                   |
| 8. \$10,000-14,999  | 0.0                                      | 2.9                                   | 4.3                                    | 0.0                                  | 0.4                                   |
| 9. \$15,000 or more | <u>0.0</u>                               | <u>0.7</u>                            | <u>2.0</u>                             | <u>0.0</u>                           | <u>0.0</u>                            |
|                     | 100.1                                    | 99.9                                  | 99.9                                   | 100.1                                | 100.0                                 |

|                   | <u>V351<br/>Money Orshansky</u> | <u>V352<br/>Net Real Y/Needs</u> | <u>V353<br/>Net Y-Hsng/Fd.Std.</u> | <u>V354<br/>Food Cons.<br/>Food Std.</u> |
|-------------------|---------------------------------|----------------------------------|------------------------------------|------------------------------------------|
| 0. -99.95- +00.74 | 9.9                             | 7.1                              | 1.8                                | 3.9                                      |
| 1. 00.75-01.24    | 14.3                            | 14.8                             | 2.4                                | 23.7                                     |
| 2. 01.25-01.74    | 14.6                            | 16.0                             | 3.7                                | 30.7                                     |
| 3. 01.75-02.24    | 14.1                            | 15.9                             | 4.3                                | 21.4                                     |
| 4. 02.25-03.74    | 28.1                            | 30.3                             | 16.2                               | 17.2                                     |
| 5. 03.75-06.24    | 15.1                            | 13.1                             | 27.1                               | 2.9                                      |
| 6. 06.25-09.74    | 2.8                             | 2.3                              | 24.1                               | 0.3                                      |
| 7. 09.75-14.24    | 0.8                             | 0.5                              | 12.1                               | 0.0                                      |
| 8. 14.25-99.98    | 0.3                             | 0.1                              | 8.3                                | 0.0                                      |
| 9. 99.99-NA       | <u>0.0</u>                      | <u>0.0</u>                       | <u>0.0</u>                         | <u>0.0</u>                               |
|                   | 100.0                           | 100.1                            | 100.0                              | 100.1                                    |

1969 Interview Data and 1968-69 Change Variables

(Values of assets are at the time of the interview in Spring 1969, while values of annual amounts refer to the year 1968)

| <u>Variable Numbers</u> | <u>Tape Locations</u> | <u>Content</u>                                                                                                                                                                |
|-------------------------|-----------------------|-------------------------------------------------------------------------------------------------------------------------------------------------------------------------------|
| 441<br>(1)              | 801-803<br>(1-3)      | <u>Study number (768)</u>                                                                                                                                                     |
| 442<br>(2)              | 804-807<br>(4-7)      | <u>1969 interview number</u>                                                                                                                                                  |
| 443<br>(3)              | 808-811<br>(8-11)     | <u>Value of cars</u><br>0000 Own no car<br>9999 \$9,999 or more                                                                                                               |
| 444<br>(4)              | 812<br>(12)           | <u>Accuracy of car value</u><br>97.8 0. No assignment<br>0.9 1. Minor assignment<br>0.2 2. Major assignment<br>1.1 4. Family has access to business vehicles<br><hr/> 100.0   |
| 445<br>(5)              | 813-815<br>(13-15)    | <u>Amount saved doing own car repairs</u><br>0000 Nothing (or did no repairs)<br>9999 \$9,999 or more                                                                         |
| 446<br>(6)              | 816<br>(16)           | <u>Accuracy of V445</u><br>99.0 0. No assignment<br>0.6 1. Minor assignment<br>0.2 2. Major assignment<br>0.2 4. Someone from outside dwelling did car repairs<br><hr/> 100.0 |
| 447<br>(7)              | 817-819<br>(17-19)    | <u>Hours spent repairing car</u><br>000 None<br>999 999 or more                                                                                                               |



| <u>Variable Numbers</u> | <u>Tape Locations</u> | <u>Content</u>                                                                                                         |
|-------------------------|-----------------------|------------------------------------------------------------------------------------------------------------------------|
| 448<br>(8)              | 820<br>(20)           | <u>Accuracy of V447</u>                                                                                                |
|                         |                       | 97.0 0. No assignments                                                                                                 |
|                         |                       | 2.2 1. Minor assignment                                                                                                |
|                         |                       | 0.3 2. Major assignment                                                                                                |
|                         |                       | 0.3 3. Complex property                                                                                                |
|                         |                       | 0.1 4. Someone outside family did car repairs                                                                          |
|                         |                       | <hr/> 99.9                                                                                                             |
| 449<br>(9)              | 821-825<br>(21-25)    | <u>House value</u>                                                                                                     |
|                         |                       | 00000 Inap., not a home owner                                                                                          |
|                         |                       | 99999 \$99,999 or more                                                                                                 |
|                         |                       | (There are no missing data; they were assigned values)                                                                 |
| 450<br>(10)             | 826<br>(26)           | <u>Accuracy of V450</u>                                                                                                |
|                         |                       | 95.9 0. No assignments                                                                                                 |
|                         |                       | 1.0 1. Minor assignment                                                                                                |
|                         |                       | 1.5 2. Major assignment (probable errors more than \$300 or 10%)                                                       |
|                         |                       | 1.6 3. Complex property, requiring allocation of property taxes, etc. between dwelling and other purposes of building. |
|                         |                       | <hr/> 100.0                                                                                                            |
| 451<br>(11)             | 827-831<br>(27-31)    | <u>Remaining mortgage principle</u>                                                                                    |
|                         |                       | 00000 No mortgage; does not own home                                                                                   |
|                         |                       | 99999 \$99,999 or more                                                                                                 |
| 452<br>(12)             | 832<br>(32)           | <u>Accuracy of V451</u>                                                                                                |
|                         |                       | 95.3 0. No assignment                                                                                                  |
|                         |                       | 1.3 1. Minor assignment                                                                                                |
|                         |                       | 2.5 2. Major assignment                                                                                                |
|                         |                       | 0.8 3. Complex property                                                                                                |
|                         |                       | <hr/> 99.9                                                                                                             |

| <u>Variable Numbers</u> | <u>Tape Locations</u> | <u>Content</u>                                                                                                                                       |
|-------------------------|-----------------------|------------------------------------------------------------------------------------------------------------------------------------------------------|
| 453<br>(13)             | 833-836<br>(33-36)    | <u>Annual mortgage payments</u><br><br>0000 Inap., does not have mortgage payments<br>9999 \$9,999 or more                                           |
| 454<br>(14)             | 837<br>(37)           | <u>Accuracy of V453</u><br><br>97.9 0. No assignment<br>0.8 1. Minor assignment<br>0.5 2. Major assignment<br>0.8 3. Complex property<br><hr/> 100.0 |
| 455<br>(15)             | 838-841<br>(38-41)    | <u>Annual rent paid</u><br><br>0000 Inap., does not pay rent<br>9999 \$9,999 or more                                                                 |
| 456<br>(16)             | 842<br>(42)           | <u>Accuracy of V455</u><br><br>99.1 0. No assignment<br>0.5 1. Minor assignment<br>0.4 2. Major assignment<br><hr/> 100.0                            |
| 457<br>(17)             | 843-846<br>(43-46)    | <u>Annual rent value of free housing (for those who neither own nor rent)</u><br><br>0000 Inap., neither owns nor rents<br>9999 \$9,999 or more      |
| 458<br>(18)             | 847<br>(47)           | <u>Accuracy of V457</u><br><br>98.9 0. No assignment<br>0.4 1. Minor assignment<br>0.7 2. Major assignment<br><hr/> 100.0                            |

| <u>Variable Numbers</u> | <u>Tape Locations</u> |             | <u>Content</u>                                                                                             |
|-------------------------|-----------------------|-------------|------------------------------------------------------------------------------------------------------------|
| 459<br>(19)             | 848<br>(48)           |             | <u>Work for housing</u>                                                                                    |
|                         |                       | 97.4        | 0. Does no work or inap.                                                                                   |
|                         |                       | 0.5         | 1. Does some work but less than 40% of rent value                                                          |
|                         |                       | 0.3         | 3. Work worth 40-80% of rent value                                                                         |
|                         |                       | 0.1         | 5. Work worth more than 80% of rent value                                                                  |
|                         |                       | 1.6         | 6. Housing is part of compensation for regular employment                                                  |
|                         |                       | <hr/> 99.9  |                                                                                                            |
| 460<br>(20)             | 849-852<br>(49-52)    |             | <u>Annual Utilities Paid</u>                                                                               |
|                         |                       |             | 0000 No utilities                                                                                          |
|                         |                       |             | 9999 \$9,999 or more                                                                                       |
| 461<br>(21)             | 853<br>(53)           |             | <u>Accuracy of V460</u>                                                                                    |
|                         |                       | 98.1        | 0. No assignment                                                                                           |
|                         |                       | 1.1         | 1. Minor assignment                                                                                        |
|                         |                       | 0.8         | 2. Major assignment                                                                                        |
|                         |                       | <hr/> 100.0 |                                                                                                            |
| 462<br>(22)             | 854-857<br>(54-57)    |             | <u>Value of additions and repairs done by R and family</u>                                                 |
|                         |                       |             | 0000 Did none self                                                                                         |
|                         |                       |             | 9999 \$9,999 or more                                                                                       |
| 463<br>(23)             | 858<br>(58)           |             | <u>Accuracy of V462</u>                                                                                    |
|                         |                       | 98.2        | 0. No assignment                                                                                           |
|                         |                       | 0.6         | 1. Minor assignment                                                                                        |
|                         |                       | 0.5         | 2. Major assignment                                                                                        |
|                         |                       | 0.7         | 4. Work done free of charge by someone outside the family unit                                             |
|                         |                       | <hr/> 100.0 |                                                                                                            |
| 464<br>(24)             | 859-862<br>(59-62)    |             | <u>Annual hours spent on home production</u><br>(Work for housing, own additions and repairs, car repairs) |
|                         |                       |             | 0000 No time spent on home production                                                                      |
|                         |                       |             | 9999 9999 or more hours                                                                                    |

| <u>Variable Numbers</u> | <u>Tape Locations</u> |                                   | <u>Content</u>                                                                                                                                                |
|-------------------------|-----------------------|-----------------------------------|---------------------------------------------------------------------------------------------------------------------------------------------------------------|
| 465<br>(25)             | 863-866<br>(63-66)    |                                   | <u>Head's annual hours working for money</u><br><br>0000 None; did not work<br>9999 9,999 or more                                                             |
| 466<br>(26)             | 867<br>(67)           | 92.8<br>5.5<br>0.1<br><hr/> 100.0 | <u>Accuracy of V465</u><br><br>0. No assignment<br>1. Minor assignment<br>2. Major assignment                                                                 |
| 467<br>(27)             | 868-871<br>(68-71)    |                                   | <u>Head's annual hours of illness</u><br>(Days ill times 16 for the first 8 weeks<br>and times 12 for time thereafter)<br><br>0000 None<br>9999 9,999 or more |
| 468<br>(28)             | 872<br>(72)           | 99.7<br>0.2<br>0.1<br><hr/> 100.0 | <u>Accuracy of V467</u><br><br>0. No assignment<br>1. Minor assignment<br>2. Major assignment                                                                 |
| 469<br>(29)             | 873-876<br>(73-76)    |                                   | <u>Head's annual hours of unemployment</u><br>(Days unemployed times 8)<br><br>0000 None<br>9999 9,999 or more                                                |
| 470<br>(30)             | 877<br>(77)           | 99.6<br>0.2<br>0.2<br><hr/> 100.0 | <u>Accuracy of V469</u><br><br>0. No assignment<br>1. Minor assignment<br>2. Major assignment                                                                 |
| 471<br>(31)             | 878-881<br>(78-81)    |                                   | <u>Head's travel-to-work cost (annual)</u><br>(10¢ per mile is assumed for drivers)<br><br>0000 No travel to work cost<br>9999 \$9,999 or more                |

| <u>Variable<br/>Numbers</u> | <u>Tape<br/>Locations</u> |              | <u>Content</u>                                      |
|-----------------------------|---------------------------|--------------|-----------------------------------------------------|
| 472<br>(32)                 | 882<br>(82)               |              | <u>Accuracy of V471</u>                             |
|                             |                           | 97.3         | 0. No assignment                                    |
|                             |                           | 2.2          | 1. Minor assignment                                 |
|                             |                           | 0.5          | 2. Major assignment                                 |
|                             |                           | <u>100.0</u> |                                                     |
| 473<br>(33)                 | 883-885<br>(83-85)        |              | <u>Head's travel to work time (Annual hours)</u>    |
|                             |                           |              | 000 Does not work; zero hours of journey<br>to work |
|                             |                           |              | 999 999 or more hours                               |
| 474<br>(34)                 | 886<br>(86)               |              | <u>Accuracy of V473</u>                             |
|                             |                           | 98.0         | 0. No assignment                                    |
|                             |                           | 1.6          | 1. Minor assignment                                 |
|                             |                           | 0.4          | 2. Major assignment                                 |
|                             |                           | <u>100.0</u> |                                                     |
| 475<br>(35)                 | 887-890<br>(87-90)        |              | <u>Wife's annual hours working for money</u>        |
|                             |                           |              | 0000 Wife did not work; no wife                     |
|                             |                           |              | 9999 9999 or more                                   |
| 476<br>(36)                 | 891<br>(91)               |              | <u>Accuracy of V475</u>                             |
|                             |                           | 97.8         | 0. No assignment                                    |
|                             |                           | 1.2          | 1. Minor assignment                                 |
|                             |                           | 1.0          | 2. Major assignment                                 |
|                             |                           | <u>100.0</u> |                                                     |
| 477<br>(37)                 | 892-895<br>(92-95)        |              | <u>Wife's annual travel to work cost</u>            |
|                             |                           |              | 0000 No journey to work costs                       |
|                             |                           |              | 9999 \$9,999 or more                                |
| 478<br>(38)                 | 896<br>(96)               |              | <u>Accuracy of V477</u>                             |
|                             |                           | 95.8         | 0. No assignment                                    |
|                             |                           | 3.5          | 1. Minor assignment                                 |
|                             |                           | 0.7          | 2. Major assignment                                 |
|                             |                           | <u>100.0</u> |                                                     |

| <u>Variable<br/>Numbers</u> | <u>Tape<br/>Locations</u> |             | <u>Content</u>                                                                                                                                                          |
|-----------------------------|---------------------------|-------------|-------------------------------------------------------------------------------------------------------------------------------------------------------------------------|
| 479<br>(39)                 | 897-899<br>(97-99)        |             | <u>Wife's travel-to-work time (annual hours)</u><br><br>000 No journey to work time<br>999 999 or more hours                                                            |
| 480<br>(40)                 | 900<br>(100)              |             | <u>Accuracy of V479</u>                                                                                                                                                 |
|                             |                           | 98.5        | 0. No assignment                                                                                                                                                        |
|                             |                           | 1.1         | 1. Minor assignment                                                                                                                                                     |
|                             |                           | 0.3         | 2. Major assignment                                                                                                                                                     |
|                             |                           | <hr/> 99.9  |                                                                                                                                                                         |
| 481<br>(41)                 | 901-904<br>(101-104)      |             | <u>Annual hours spent on housework by wife<br/>or unmarried HEAD</u><br><br>0000 Zero hours spent on housework<br>9999 9,999 or more hours                              |
| 482<br>(42)                 | 905<br>(105)              |             | <u>Accuracy of V481</u>                                                                                                                                                 |
|                             |                           | 96.2        | 0. No assignment                                                                                                                                                        |
|                             |                           | 1.1         | 1. Minor assignment                                                                                                                                                     |
|                             |                           | 2.7         | 2. Major assignment                                                                                                                                                     |
|                             |                           | <hr/> 100.0 |                                                                                                                                                                         |
| 483<br>(43)                 | 906-909<br>(106-109)      |             | <u>Annual hours spent on housework by husband</u><br><br>0000 Zero hours of housework; no husband<br>9999 9,999 or more                                                 |
| 484<br>(44)                 | 910<br>(110)              |             | <u>Accuracy of V483 (see code for V444)</u>                                                                                                                             |
|                             |                           | 99.2        | 0. No assignment                                                                                                                                                        |
|                             |                           | 0.6         | 1. Minor assignment                                                                                                                                                     |
|                             |                           | 0.3         | 2. Major assignment                                                                                                                                                     |
|                             |                           | <hr/> 100.1 |                                                                                                                                                                         |
| 485<br>(45)                 | 911-914<br>(111-114)      |             | <u>Housework done by others (other than Head<br/>or Wife) in FU</u><br><br>0000 Zero hours done by others in family;<br>no others in family<br>9999 9,999 or more hours |

| <u>Variable<br/>Numbers</u> | <u>Tape<br/>Locations</u> |              | <u>Content</u>                                                                     |
|-----------------------------|---------------------------|--------------|------------------------------------------------------------------------------------|
| 486<br>(46)                 | 915<br>(115)              |              | <u>Accuracy of V485</u>                                                            |
|                             |                           | 98.5         | 0. No assignment                                                                   |
|                             |                           | 1.0          | 1. Minor assignment                                                                |
|                             |                           | 0.5          | 2. Major assignment                                                                |
|                             |                           | <u>100.0</u> |                                                                                    |
| 487<br>(47)                 | 916-919<br>(116-119)      |              | <u>Annual hours of housework help from<br/>other outside the FU</u>                |
|                             |                           |              | 0000 No housework help from others<br>outside family                               |
|                             |                           |              | 9999 9,999 or more hours                                                           |
| 488<br>(48)                 | 920<br>(120)              |              | <u>Accuracy of V487</u>                                                            |
|                             |                           | 96.6         | 0. No assignment                                                                   |
|                             |                           | 2.3          | 1. Minor assignment                                                                |
|                             |                           | 1.1          | 2. Major assignment                                                                |
|                             |                           | <u>100.0</u> |                                                                                    |
| 489<br>(49)                 | 921-924<br>(121-124)      |              | <u>Annual cost of help with housework from<br/>outside the FU</u>                  |
|                             |                           |              | 0000 All help received was free; no<br>help from outside FU                        |
|                             |                           |              | 9999 \$9,999 or more                                                               |
| 490<br>(50)                 | 925<br>(125)              |              | <u>Accuracy of V489</u>                                                            |
|                             |                           | 98.6         | 0. No assignment                                                                   |
|                             |                           | 1.0          | 1. Minor assignment                                                                |
|                             |                           | 0.4          | 2. Major assignment                                                                |
|                             |                           | <u>100.0</u> |                                                                                    |
| 491<br>(51)                 | 926-929<br>(126-129)      |              | <u>Total non-leisure hours (working, ill, or<br/>unemployed) for head and wife</u> |
|                             |                           |              | 0000 No non-leisure hours                                                          |
|                             |                           |              | 9999 9,999 or more                                                                 |

| <u>Variable Numbers</u> | <u>Tape Locations</u>       | <u>Content</u>                                                                                                                                                                                                                                                                                                                                                                                                                                                                                              |
|-------------------------|-----------------------------|-------------------------------------------------------------------------------------------------------------------------------------------------------------------------------------------------------------------------------------------------------------------------------------------------------------------------------------------------------------------------------------------------------------------------------------------------------------------------------------------------------------|
| 492<br>(52)             | 930<br>(130)                | <u>Number of major adults in family</u><br>1. Head only (no wife in family)<br>2. Head and wife                                                                                                                                                                                                                                                                                                                                                                                                             |
|                         | 29.3<br>70.7<br><hr/> 100.0 |                                                                                                                                                                                                                                                                                                                                                                                                                                                                                                             |
| 493<br>(54)             | 931-932<br>(133-136)        | <u>Family size (number of members in family)</u>                                                                                                                                                                                                                                                                                                                                                                                                                                                            |
| 494<br>(54)             | 933-936<br>(133-136)        | <u>Annual food needs standard</u><br><br>Based on the USDA Low Cost plan estimates of the weekly food costs, according to the table below (reproduced from <u>Family Economics Review</u> March, 1967), summed for the family and converted to an annual amount and adjusted for economies of scale by USDA rules as follows:<br><br>Single person - add 20%<br>Two persons - add 10%<br>Three persons - add 5%<br>Four persons - no change<br>Five persons - deduct 5%<br>Six or more persons - deduct 10% |

INDIVIDUAL FOOD STANDARD (LOW COST)

| <u>Age</u>   | <u>Male</u> | <u>Female</u> |
|--------------|-------------|---------------|
| Under 4      | 3.90        | 3.90          |
| 4- 6         | 4.60        | 4.60          |
| 7- 9         | 5.50        | 5.50          |
| 10- 12       | 6.40        | 6.30          |
| 13- 15       | 7.40        | 6.90          |
| 16- 20       | 8.70        | 7.20          |
| 21- 35       | 7.50        | 6.50          |
| 36- 55       | 6.90        | 6.30          |
| 56 and older | 6.30        | 5.40          |

(This same standard has been used in both Waves I and II. Adjustments for inflation, etc. are left to users.)



| <u>Variable Numbers</u> | <u>Tape Locations</u> | <u>Content</u>                                                                                                                                                                                                                                                                                                                                                                                                           |
|-------------------------|-----------------------|--------------------------------------------------------------------------------------------------------------------------------------------------------------------------------------------------------------------------------------------------------------------------------------------------------------------------------------------------------------------------------------------------------------------------|
| 495<br>(55)             | 937-941<br>(137-141)  | <p><u>Annual Need Standard</u></p> <p>This is the Orshansky-type poverty threshold, based on the annual food needs standard above, with an additional adjustment for diseconomies of small households (in rent, etc.) and an adjustment for farmers:</p> <p>It is: 4.89 times the food needs for single persons<br/> 3.7 times the food needs for two person units<br/> 3.0 times the food needs for all other units</p> |
| 496<br>(56)             | 942-945<br>(142-145)  | <p><u>Annual expenditures on alcoholic beverages for the family</u></p> <p>0000 None<br/> 9999 \$9,999 or more</p>                                                                                                                                                                                                                                                                                                       |
| 497<br>(57)             | 946<br>(146)          | <p><u>Accuracy of alcohol expenditures</u></p> <p>98.3 0. No assignment<br/> 1.5 1. Minor assignment<br/> 0.1 2. Major assignment</p> <hr/> <p>99.9</p>                                                                                                                                                                                                                                                                  |
| 498<br>(58)             | 947-949<br>(147-149)  | <p><u>Annual expenditure on cigarettes for the family</u></p> <p>000 None<br/> 999 \$999 or more</p>                                                                                                                                                                                                                                                                                                                     |
| 499<br>(59)             | 950<br>(150)          | <p><u>Accuracy of cigarette expenditures</u></p> <p>98.0 0. No assignment<br/> 1.9 1. Minor assignment<br/> 0.1 2. Major assignment</p> <hr/> <p>100.0</p>                                                                                                                                                                                                                                                               |

| <u>Variable<br/>Numbers</u> | <u>Tape<br/>Locations</u> | <u>Content</u>                                                                                                                                                              |
|-----------------------------|---------------------------|-----------------------------------------------------------------------------------------------------------------------------------------------------------------------------|
| 500<br>(60)                 | 951-954<br>(151-154)      | <u>Annual food expenditures on food used at home (corrected to exclude alcohol and cigarettes)</u><br><br>0000 None<br>9999 \$9,999 or more                                 |
| 501<br>(61)                 | 955<br>(155)              | <u>Accuracy of food expenditures at home for the family</u><br><br>89.9 0. No assignment<br>8.9 1. Minor assignment<br>1.2 2. Major assignment<br><u>100.0</u>              |
| 502<br>(62)                 | 956-959<br>(156-159)      | <u>Annual cost of meals at work or school for the family</u><br><br>0000 None<br>9999 \$9,999 or more                                                                       |
| 503<br>(63)                 | 960<br>(160)              | <u>Accuracy of annual cost of meals at work or school for the family</u><br><br>99.1 0. No assignment<br>0.8 1. Minor assignment<br>0.1 2. Major assignment<br><u>100.0</u> |
| 504<br>(64)                 | 961-964<br>(161-164)      | <u>Amount saved on meals at work or school</u><br><br>0000 None<br>9999 \$9,999 or more                                                                                     |
| 505<br>(65)                 | 965<br>(165)              | <u>Accuracy of amount saved</u><br><br>98.5 0. No assignment<br>1.3 1. Minor assignment<br>0.2 2. Major assignment<br><u>100.0</u>                                          |

| <u>Variable Numbers</u> | <u>Tape Locations</u> |                                   | <u>Content</u>                                                                                              |
|-------------------------|-----------------------|-----------------------------------|-------------------------------------------------------------------------------------------------------------|
| 506<br>(66)             | 966-969<br>(166-169)  |                                   | <u>Annual amount spent on eating at restaurants for the family</u><br><br>0000 None<br>9999 \$9,999 or more |
| 507<br>(67)             | 970<br>(170)          | 98.1<br>1.7<br>0.2<br><hr/> 100.0 | <u>Accuracy of V506</u><br><br>0. No assignment<br>1. Minor assignment<br>2. Major assignment               |
| 508<br>(68)             | 971-974<br>(171-174)  |                                   | <u>Amount saved growing own food (in 1968)</u><br><br>000 None<br>999 \$999 or more                         |
| 509<br>(69)             | 975<br>(175)          | 99.3<br>0.6<br>0.1<br><hr/> 100.0 | <u>Accuracy of V508</u><br><br>0. No assignment<br>1. Minor assignment<br>2. Major assignment               |
| 510<br>(70)             | 976-979<br>(176-179)  |                                   | <u>Amount saved by using food stamps</u><br><br>0000 None<br>9999 \$9,999 or more                           |
| 511<br>(71)             | 980<br>(180)          | 99.8<br>0.2<br>0.1<br><hr/> 100.0 | <u>Accuracy of V510</u><br><br>0. No assignment<br>1. Minor assignment<br>2. Major assignment               |
| 512<br>(72)             | 981-984<br>(181-184)  |                                   | <u>Amount saved from free food for family</u><br><br>0000 None<br>9999 \$9,999 or more                      |

| <u>Variable Numbers</u> | <u>Tape Locations</u> |              | <u>Content</u>                                                                                                                                                                   |
|-------------------------|-----------------------|--------------|----------------------------------------------------------------------------------------------------------------------------------------------------------------------------------|
| 513<br>(73)             | 985<br>(185)          |              | <u>Accuracy of V.512</u>                                                                                                                                                         |
|                         |                       | 99.0         | 0. No assignment                                                                                                                                                                 |
|                         |                       | 0.6          | 1. Minor assignment                                                                                                                                                              |
|                         |                       | 0.4          | 2. Major assignment                                                                                                                                                              |
|                         |                       | <u>100.0</u> |                                                                                                                                                                                  |
| 514<br>(74)             | 986-990<br>(186-190)  |              | <u>Head's money income from labor</u>                                                                                                                                            |
|                         |                       |              | (Labor part of farm income and business income, wages, bonuses, overtime, commissions, professional practice, labor part of income from roomers and boarders or business income) |
|                         |                       |              | (See editing instructions)                                                                                                                                                       |
|                         |                       |              | 00000 No income from labor                                                                                                                                                       |
|                         |                       |              | 99999 \$99,999 or more                                                                                                                                                           |
| 515<br>(75)             | 991<br>(191)          |              | <u>Accuracy of V514</u>                                                                                                                                                          |
|                         |                       | 97.6         | 0. No assignment                                                                                                                                                                 |
|                         |                       | 1.3          | 1. Minor assignment                                                                                                                                                              |
|                         |                       | 1.1          | 2. Major assignment                                                                                                                                                              |
|                         |                       | <u>100.0</u> |                                                                                                                                                                                  |
| 516<br>(76)             | 992-996<br>(192-196)  |              | <u>Wife's money income from work</u>                                                                                                                                             |
| 517<br>(77)             | 997<br>(197)          |              | <u>Accuracy of V516</u>                                                                                                                                                          |
|                         |                       | 98.7         | 0. No assignment                                                                                                                                                                 |
|                         |                       | 0.6          | 1. Minor assignment                                                                                                                                                              |
|                         |                       | 0.7          | 2. Major assignment                                                                                                                                                              |
|                         |                       | <u>100.0</u> |                                                                                                                                                                                  |
| 518<br>(78)             | 998-1002<br>(198-202) |              | <u>Taxable income of Head and wife</u>                                                                                                                                           |
|                         |                       |              | (Asset part of income from farm, business, roomers, etc., plus income from rent, interest dividends, etc. and wife's income from assets, and V'S 514 and 516).                   |
|                         |                       |              | 00000 No such income                                                                                                                                                             |
|                         |                       |              | 99999 \$99,999 or more                                                                                                                                                           |

| <u>Variable<br/>Numbers</u> | <u>Tape<br/>Locations</u> |              | <u>Content</u>                                                                                                                                            |
|-----------------------------|---------------------------|--------------|-----------------------------------------------------------------------------------------------------------------------------------------------------------|
| 519<br>(79)                 | 1003<br>(203)             |              | <u>Accuracy of V518</u>                                                                                                                                   |
|                             |                           | 97.6         | 0. No assignment                                                                                                                                          |
|                             |                           | 1.4          | 1. Minor assignment                                                                                                                                       |
|                             |                           | 1.0          | 2. Major assignment                                                                                                                                       |
|                             |                           | <u>100.0</u> |                                                                                                                                                           |
| 520<br>(80)                 | 1004-1007<br>(204-207)    |              | <u>Work hours of others in FU who had<br/>taxable income</u>                                                                                              |
|                             |                           |              | 0000 Others in FU did not work;<br>no others in FU                                                                                                        |
|                             |                           |              | 9999 9,999 or more hours                                                                                                                                  |
| 521<br>(81)                 | 1008-1012<br>(208-212)    |              | <u>Taxable income of others in FU</u>                                                                                                                     |
|                             |                           |              | 00000 No taxable income                                                                                                                                   |
|                             |                           |              | 99999 \$99,999 or more                                                                                                                                    |
| 522<br>(82)                 | 1013<br>(213)             |              | <u>Accuracy of V521</u>                                                                                                                                   |
|                             |                           | 97.1         | 0. No assignment                                                                                                                                          |
|                             |                           | 1.2          | 1. Minor assignment                                                                                                                                       |
|                             |                           | 1.7          | 2. Major assignment                                                                                                                                       |
|                             |                           | <u>100.0</u> |                                                                                                                                                           |
| 523<br>(83)                 | 1014-1018<br>(214-218)    |              | <u>Aid to dependent children, aid to<br/>dependent children with unemployed<br/>fathers (ADC, ADCU) for the head.<br/>This is part of transfer income</u> |
| 524<br>(84)                 | 1019<br>(219)             |              | <u>Accuracy of V523</u>                                                                                                                                   |
|                             |                           | 100.0        | 0. No assignment                                                                                                                                          |
|                             |                           | 0.0          | 1. Minor assignment                                                                                                                                       |
|                             |                           | 0.0          | 2. Major assignment                                                                                                                                       |

| <u>Variable Numbers</u> | <u>Tape Locations</u>  |                                   | <u>Content</u>                                                                                                                                                                                                                                                                                      |
|-------------------------|------------------------|-----------------------------------|-----------------------------------------------------------------------------------------------------------------------------------------------------------------------------------------------------------------------------------------------------------------------------------------------------|
| 525<br>(85)             | 1020-1024<br>(220-224) |                                   | <u>Head's and wife's transfer income</u><br><br>(This includes welfare other than ADC and ADCU, Social Security, other retirement compensations, unemployment and workmen's compensation, alimony, child support, gifts from relatives, etc.)<br><br>00000 No such income<br>99999 \$99,999 or more |
| 526<br>(86)             | 1025<br>(225)          | 98.6<br>0.6<br>0.8<br><hr/> 100.0 | <u>Accuracy of V525</u><br><br>0. No assignment<br>1. Minor assignment<br>2. Major assignment                                                                                                                                                                                                       |
| 527<br>(87)             | 1026-1030<br>(226-230) |                                   | <u>Transfer income of others in the FU</u><br><br>00000 No such income<br>99999 \$99,999 or more                                                                                                                                                                                                    |
| 528<br>(88)             | 1031<br>(231)          | 98.9<br>0.4<br>0.7<br><hr/> 100.0 | <u>Accuracy of V527</u><br><br>0. No assignment<br>1. Minor assignment<br>2. Major assignment                                                                                                                                                                                                       |
| 529<br>(89)             | 1032-1036<br>(232-236) |                                   | <u>Total family Money Income</u><br><br>(This is the sum of V's 518, 521, 523, 525, and 527)<br><br>00000 Zero money income<br>99999 \$99,999 or more                                                                                                                                               |
| 530<br>(90)             | 1037-1040<br>(237-240) |                                   | <u>Contributions made to outside dependents (outside the dwelling)</u><br>(This is an out-transfer which could be deducted from income)<br><br>0000 None<br>9998 \$10,000 or more<br>9999 N.A.                                                                                                      |

| <u>Variable Numbers</u> | <u>Tape Locations</u>  |              | <u>Content</u>                                                                                                                                                                                                                |
|-------------------------|------------------------|--------------|-------------------------------------------------------------------------------------------------------------------------------------------------------------------------------------------------------------------------------|
| 531<br>(91)             | 1041<br>(241)          |              | <u>Accuracy of V530</u>                                                                                                                                                                                                       |
|                         |                        | 99.5         | 0. No assignment                                                                                                                                                                                                              |
|                         |                        | 0.1          | 1. Minor assignment                                                                                                                                                                                                           |
|                         |                        | 0.1          | 2. Major assignment                                                                                                                                                                                                           |
|                         |                        | 0.3          | 9. N.A.                                                                                                                                                                                                                       |
|                         |                        | <u>100.0</u> |                                                                                                                                                                                                                               |
| 532<br>(92)             | 1042-1046<br>(242-246) |              | <u>Estimate total family income federal taxes</u>                                                                                                                                                                             |
|                         |                        |              | Based on taxable income, number of exemptions (taking account of those over 65 or blind), using tables for single, married, and head of household which incorporate the average deductions from <u>Statistics of Income</u> . |
|                         |                        |              | 00000 Estimated tax is zero                                                                                                                                                                                                   |
|                         |                        |              | 99999 \$99,999 or more                                                                                                                                                                                                        |
| 533<br>(93)             | 1047-1051<br>(247-251) |              | <u>Cost of income</u>                                                                                                                                                                                                         |
|                         |                        |              | This is the sum of income taxes, cost of child care if all adults work, and union dues.                                                                                                                                       |
|                         |                        |              | 00000 No cost of income                                                                                                                                                                                                       |
|                         |                        |              | 99999 \$99,999 or more                                                                                                                                                                                                        |
| 534<br>(94)             | 1052-1055<br>(252-255) |              | <u>1968 Interview Number</u>                                                                                                                                                                                                  |

| <u>Variable Numbers</u> | <u>Tape Locations</u>  | <u>Content</u>                                                                                                                                                                                                                                                                                                                                                                             |
|-------------------------|------------------------|--------------------------------------------------------------------------------------------------------------------------------------------------------------------------------------------------------------------------------------------------------------------------------------------------------------------------------------------------------------------------------------------|
| 535<br>(95)             | 1056<br>(256)          | Region and size of PSU from where selected (may or may not be residence at time of interview)<br><u>12 largest metropolitan areas in country</u><br>3.9 0. West<br>10.5 1. North Central<br>10.4 2. Northeast<br>7.1 3. South<br><u>Other areas: smaller SMSA's and non-SMSA's</u><br>22.6 4 or 5. South<br>25.7 6 or 7. North Central<br>9.9 8. West<br>10.0 9. Northeast<br><u>100.1</u> |
| 536<br>(96)             | 1057-1059<br>(257-259) | <u>PSU from where originally selected</u><br>3-digit number for Cross Section Sample if originally selected from this sample (SRC)<br>3-digit number for Census Sample if originally selected from this sample (CPS)<br>The family may or may not be living in the PSU from where it was originally selected.                                                                              |
| 537<br>(97)             | 1060-1061<br>(260-261) | <u>State where lived at time of 1969 interview</u><br>See Variable 361 of this code for the detailed content of this variable                                                                                                                                                                                                                                                              |
| 538<br>(98)             | 1062-1066<br>(262-266) | <u>State and county where lived at time of 1969 interview</u><br>Tape locations 1062-1063: State<br>Tape locations 1064-1066: County<br>See Variable 361 of this code for the detailed content of the state part of this variable<br>County code too lengthy to print here, but available upon request.                                                                                    |



| <u>Variable<br/>Numbers</u> | <u>Tape<br/>Locations</u> | <u>Content</u>                                                                                    |
|-----------------------------|---------------------------|---------------------------------------------------------------------------------------------------|
| 539<br>(99)                 | 1067<br>(267)             | <u>Size of largest city in PSU and whether<br/>SMSA (1969 place of residence)</u>                 |
|                             |                           | 32.4 1. SMSA: largest city 500,000 or more                                                        |
|                             |                           | 21.0 2. SMSA: largest city 100,000-499,999                                                        |
|                             |                           | 11.0 3. SMSA: largest city 50,000- 99,999                                                         |
|                             |                           | 7.3 4. Non-SMSA: largest place 25,000-49,989                                                      |
|                             |                           | 10.3 5. Non-SMSA: largest place 10,000-24,999                                                     |
|                             |                           | 18.0 6. Non-SMSA: largest place under 10,000                                                      |
|                             |                           | <hr/> 100.0                                                                                       |
| 540<br>(100)                | 1068<br>(268)             | <u>Place identification and family number</u>                                                     |
|                             |                           | Variable defined only for subgroups of<br>the sample.                                             |
| 541<br>(101)                | 1069<br>(269)             | <u>Quality of match</u>                                                                           |
|                             |                           | 97.5 0. Perfect or near-perfect match                                                             |
|                             |                           | 2.1 1. Fair match                                                                                 |
|                             |                           | 0.4 2. Poor match                                                                                 |
|                             |                           | 0.0 5. No match                                                                                   |
|                             |                           | <hr/> 100.0                                                                                       |
| 542<br>(102)                | 1070<br>(270)             | <u>Family composition change between 1968<br/>and 1969</u>                                        |
|                             |                           | 77.1 0. No change in family members                                                               |
|                             |                           | 14.5 1. Change in members other than head<br>or wife                                              |
|                             |                           | 1.6 2. Head same but wife left/died and/or<br>head has new wife                                   |
|                             |                           | 1.6 3. Wife from 1968 is now head                                                                 |
|                             |                           | 0.9 4. Female head in 1968 got married -<br>husband (non-sample member) now head.                 |
|                             |                           | 2.8 5. Some sample member other than head or<br>wife has become head of this FU                   |
|                             |                           | 1.4 6. Some female in FU other than 1968 head<br>got married and non-sample member now<br>head    |
|                             |                           | 0.1 7. Female head in 1968 with husband in<br>institution - husband in DU in 1969<br>and now head |
|                             |                           | <hr/> 100.0                                                                                       |

| <u>Variable Numbers</u> | <u>Tape Locations</u> | <u>Content</u>                                                                    |
|-------------------------|-----------------------|-----------------------------------------------------------------------------------|
| 543<br>(103)            | 1071<br>(271)         | <u>Number moved into FU between 1968 and 1969</u>                                 |
|                         | 85.4                  | 0. None                                                                           |
|                         | 9.9                   | 1. One                                                                            |
|                         | 2.7                   | 2. Two                                                                            |
|                         | 1.3                   | 3. Three                                                                          |
|                         | 0.3                   | 4. Four                                                                           |
|                         | 0.1                   | 5. Five                                                                           |
|                         | 0.1                   | 6. Six                                                                            |
|                         | 0.1                   | 7. Seven                                                                          |
|                         | 0.0                   | 8. Eight or more                                                                  |
|                         | 0.0                   | 9. N.A.                                                                           |
|                         | <u>99.9</u>           |                                                                                   |
| 544<br>(104)            | 1072<br>(272)         | <u>Relation to 1969 head of person(s) who moved into FU between 1968 and 1969</u> |
|                         |                       | In order of priority                                                              |
|                         | 5.6                   | 1. Head of family                                                                 |
|                         | 0.6                   | 2. Wife                                                                           |
|                         | 6.0                   | 3. Children; step-children                                                        |
|                         | 0.4                   | 4. Sibling                                                                        |
|                         | 0.4                   | 5. Parent                                                                         |
|                         | 0.5                   | 6. Grandchild; great grandchild                                                   |
|                         | 0.9                   | 7. In-laws and other relatives                                                    |
|                         | 0.2                   | 8. Nonrelative                                                                    |
|                         | 0.0                   | 9. N.A. relation                                                                  |
|                         | 85.4                  | 0. Inap., no one moved in                                                         |
|                         | <u>100.0</u>          |                                                                                   |
| 545<br>(105)            | 1073<br>(273)         | <u>Number moved out of FU between 1968 and 1969</u>                               |
|                         | 89.8                  | 0. None                                                                           |
|                         | 8.0                   | 1. One                                                                            |
|                         | 1.5                   | 2. Two                                                                            |
|                         | 0.4                   | 3. Three                                                                          |
|                         | 0.1                   | 4. Four                                                                           |
|                         | 0.1                   | 5. Five                                                                           |
|                         | 0.1                   | 6. Six                                                                            |
|                         | 0.0                   | 7. Seven                                                                          |
|                         | 0.0                   | 8. Eight or more                                                                  |
|                         | 0.0                   | 9. N.A.                                                                           |
|                         | <u>100.0</u>          |                                                                                   |

| <u>Variable Numbers</u> | <u>Tape Locations</u> | <u>Content</u>                                                                                                                                                                                                                                                                                                                                                                                                                                                                                                             |
|-------------------------|-----------------------|----------------------------------------------------------------------------------------------------------------------------------------------------------------------------------------------------------------------------------------------------------------------------------------------------------------------------------------------------------------------------------------------------------------------------------------------------------------------------------------------------------------------------|
| 546<br>(106)            | 1074<br>(274)         | <p>Relation to 1969 head of person(s) who moved out/died between 1968 and 1969</p> <p>In order of priority</p> <p>1.7 1. Previous head<br/>           0.8 2. Wife<br/>           6.2 3. Children; step-children<br/>           0.3 4. Sibling<br/>           0.2 5. Parent<br/>           0.2 6. Grandchild; great grandchild<br/>           0.6 7. In-laws and other relatives<br/>           0.1 8. Nonrelative<br/>           0.0 9. N.A. relation<br/>           89.8 0. Inap., no one moved out</p> <hr/> <p>99.9</p> |
| 547<br>(107)            | 1075<br>(275)         | <p><u>1969 Family composition</u></p> <p>90.6 1. Head and immediate family (wife and children) only<br/>           8.8 2. FU contains other people related to head<br/>           0.5 3. FU contains people unrelated to the head who are included in FU because they pool everything<br/>           0.1 5. Other</p> <hr/> <p>100.0</p>                                                                                                                                                                                   |
| 548<br>(108)            | 1076<br>(276)         | <p><u>Whether family had phone and gave number (1969)</u></p> <p>77.2 1. R gave phone number - in head's last name; N.A. in whose name<br/>           8.2 2. R gave phone number - in someone other than head's last name<br/>           0.7 3. Refused to give number<br/>           11.9 5. No phone<br/>           2.1 9. N.A. whether phone</p> <hr/> <p>100.1</p>                                                                                                                                                     |

| <u>Variable Numbers</u> | <u>Tape Locations</u>   | <u>Content</u>                                                                                                                                                                                                                                                                                                                                                                                                                                                                                                                                                            |      |                      |      |                         |      |                |       |                      |       |               |      |                |     |                    |      |                   |     |         |       |  |       |  |
|-------------------------|-------------------------|---------------------------------------------------------------------------------------------------------------------------------------------------------------------------------------------------------------------------------------------------------------------------------------------------------------------------------------------------------------------------------------------------------------------------------------------------------------------------------------------------------------------------------------------------------------------------|------|----------------------|------|-------------------------|------|----------------|-------|----------------------|-------|---------------|------|----------------|-----|--------------------|------|-------------------|-----|---------|-------|--|-------|--|
| 549<br>(109)            | 1077-1078<br>(277-278)  | <u>Number in FU (1969)</u>                                                                                                                                                                                                                                                                                                                                                                                                                                                                                                                                                |      |                      |      |                         |      |                |       |                      |       |               |      |                |     |                    |      |                   |     |         |       |  |       |  |
| 550<br>(110)            | 1079-1080<br>(279-280)  | <u>Number of children under 18 in FU (1969)</u>                                                                                                                                                                                                                                                                                                                                                                                                                                                                                                                           |      |                      |      |                         |      |                |       |                      |       |               |      |                |     |                    |      |                   |     |         |       |  |       |  |
| 551<br>(111)            | 1081-1089<br>(281-289)  | <u>Interviewer's Social Security number</u>                                                                                                                                                                                                                                                                                                                                                                                                                                                                                                                               |      |                      |      |                         |      |                |       |                      |       |               |      |                |     |                    |      |                   |     |         |       |  |       |  |
| 552<br>(112)            | 1090-1091<br>(290-291)  | <u>Interviewer's 1969 interview number</u><br><br>xx. Number<br>99. N.A.                                                                                                                                                                                                                                                                                                                                                                                                                                                                                                  |      |                      |      |                         |      |                |       |                      |       |               |      |                |     |                    |      |                   |     |         |       |  |       |  |
| 553<br>(113)            | 1092<br>(292)           | <u>Date of 1969 interview</u><br><br><table border="0"> <tr><td>2.0</td><td>1. Before March 10</td></tr> <tr><td>11.7</td><td>2. March 10-19</td></tr> <tr><td>17.7</td><td>3. March 20-29</td></tr> <tr><td>15.4</td><td>4. March 30- April 8</td></tr> <tr><td>18.3</td><td>5. April 9-18</td></tr> <tr><td>11.1</td><td>6. April 19-28</td></tr> <tr><td>9.0</td><td>7. April 29- May 8</td></tr> <tr><td>14.3</td><td>8. May 9 or later</td></tr> <tr><td>0.7</td><td>9. N.A.</td></tr> <tr><td colspan="2"><hr/></td></tr> <tr><td>100.2</td><td></td></tr> </table> | 2.0  | 1. Before March 10   | 11.7 | 2. March 10-19          | 17.7 | 3. March 20-29 | 15.4  | 4. March 30- April 8 | 18.3  | 5. April 9-18 | 11.1 | 6. April 19-28 | 9.0 | 7. April 29- May 8 | 14.3 | 8. May 9 or later | 0.7 | 9. N.A. | <hr/> |  | 100.2 |  |
| 2.0                     | 1. Before March 10      |                                                                                                                                                                                                                                                                                                                                                                                                                                                                                                                                                                           |      |                      |      |                         |      |                |       |                      |       |               |      |                |     |                    |      |                   |     |         |       |  |       |  |
| 11.7                    | 2. March 10-19          |                                                                                                                                                                                                                                                                                                                                                                                                                                                                                                                                                                           |      |                      |      |                         |      |                |       |                      |       |               |      |                |     |                    |      |                   |     |         |       |  |       |  |
| 17.7                    | 3. March 20-29          |                                                                                                                                                                                                                                                                                                                                                                                                                                                                                                                                                                           |      |                      |      |                         |      |                |       |                      |       |               |      |                |     |                    |      |                   |     |         |       |  |       |  |
| 15.4                    | 4. March 30- April 8    |                                                                                                                                                                                                                                                                                                                                                                                                                                                                                                                                                                           |      |                      |      |                         |      |                |       |                      |       |               |      |                |     |                    |      |                   |     |         |       |  |       |  |
| 18.3                    | 5. April 9-18           |                                                                                                                                                                                                                                                                                                                                                                                                                                                                                                                                                                           |      |                      |      |                         |      |                |       |                      |       |               |      |                |     |                    |      |                   |     |         |       |  |       |  |
| 11.1                    | 6. April 19-28          |                                                                                                                                                                                                                                                                                                                                                                                                                                                                                                                                                                           |      |                      |      |                         |      |                |       |                      |       |               |      |                |     |                    |      |                   |     |         |       |  |       |  |
| 9.0                     | 7. April 29- May 8      |                                                                                                                                                                                                                                                                                                                                                                                                                                                                                                                                                                           |      |                      |      |                         |      |                |       |                      |       |               |      |                |     |                    |      |                   |     |         |       |  |       |  |
| 14.3                    | 8. May 9 or later       |                                                                                                                                                                                                                                                                                                                                                                                                                                                                                                                                                                           |      |                      |      |                         |      |                |       |                      |       |               |      |                |     |                    |      |                   |     |         |       |  |       |  |
| 0.7                     | 9. N.A.                 |                                                                                                                                                                                                                                                                                                                                                                                                                                                                                                                                                                           |      |                      |      |                         |      |                |       |                      |       |               |      |                |     |                    |      |                   |     |         |       |  |       |  |
| <hr/>                   |                         |                                                                                                                                                                                                                                                                                                                                                                                                                                                                                                                                                                           |      |                      |      |                         |      |                |       |                      |       |               |      |                |     |                    |      |                   |     |         |       |  |       |  |
| 100.2                   |                         |                                                                                                                                                                                                                                                                                                                                                                                                                                                                                                                                                                           |      |                      |      |                         |      |                |       |                      |       |               |      |                |     |                    |      |                   |     |         |       |  |       |  |
| 554<br>(115)            | 1093<br>(293)           | <u>Length of 1969 interview</u><br><br>xxx. Actual number of minutes<br>999. N.A.                                                                                                                                                                                                                                                                                                                                                                                                                                                                                         |      |                      |      |                         |      |                |       |                      |       |               |      |                |     |                    |      |                   |     |         |       |  |       |  |
| 555<br>(115)            | 1096<br>(296)           | <u>Al Whether children under 25 in FU in 1969</u><br><br><table border="0"> <tr><td>54.8</td><td>1. Children under 25</td></tr> <tr><td>45.2</td><td>5. No children under 25</td></tr> <tr><td>0.1</td><td>9. N.A.</td></tr> <tr><td colspan="2"><hr/></td></tr> <tr><td>100.1</td><td></td></tr> </table>                                                                                                                                                                                                                                                                | 54.8 | 1. Children under 25 | 45.2 | 5. No children under 25 | 0.1  | 9. N.A.        | <hr/> |                      | 100.1 |               |      |                |     |                    |      |                   |     |         |       |  |       |  |
| 54.8                    | 1. Children under 25    |                                                                                                                                                                                                                                                                                                                                                                                                                                                                                                                                                                           |      |                      |      |                         |      |                |       |                      |       |               |      |                |     |                    |      |                   |     |         |       |  |       |  |
| 45.2                    | 5. No children under 25 |                                                                                                                                                                                                                                                                                                                                                                                                                                                                                                                                                                           |      |                      |      |                         |      |                |       |                      |       |               |      |                |     |                    |      |                   |     |         |       |  |       |  |
| 0.1                     | 9. N.A.                 |                                                                                                                                                                                                                                                                                                                                                                                                                                                                                                                                                                           |      |                      |      |                         |      |                |       |                      |       |               |      |                |     |                    |      |                   |     |         |       |  |       |  |
| <hr/>                   |                         |                                                                                                                                                                                                                                                                                                                                                                                                                                                                                                                                                                           |      |                      |      |                         |      |                |       |                      |       |               |      |                |     |                    |      |                   |     |         |       |  |       |  |
| 100.1                   |                         |                                                                                                                                                                                                                                                                                                                                                                                                                                                                                                                                                                           |      |                      |      |                         |      |                |       |                      |       |               |      |                |     |                    |      |                   |     |         |       |  |       |  |

| <u>Variable Numbers</u> | <u>Tape Locations</u> | <u>Content</u>                                                                                                |
|-------------------------|-----------------------|---------------------------------------------------------------------------------------------------------------|
| 556<br>(116)            | 1097<br>(297)         | <u>Number of children in school in 1969</u>                                                                   |
|                         |                       | A2 <u>How many of the children living here are in school this year?</u>                                       |
|                         | 14.3                  | 1. One                                                                                                        |
|                         | 12.6                  | 2. Two                                                                                                        |
|                         | 7.9                   | 3. Three                                                                                                      |
|                         | 4.5                   | 4. Four                                                                                                       |
|                         | 2.0                   | 5. Five                                                                                                       |
|                         | 1.1                   | 6. Six                                                                                                        |
|                         | 0.3                   | 7. Seven                                                                                                      |
|                         | 0.3                   | 8. Eight or more                                                                                              |
|                         | 0.1                   | 9. N.A.                                                                                                       |
|                         | 56.8                  | 0. No children in school; Inap., no children under 25 in FU                                                   |
|                         | <hr/>                 |                                                                                                               |
|                         | 99.9                  |                                                                                                               |
| 557<br>(117)            | 1098<br>(298)         | <u>Expected education for children (1969)</u>                                                                 |
|                         |                       | A3 <u>About how much education do you think the children will have when they stop going to school?</u>        |
|                         | 13.9                  | 1. All will go to college (definite)                                                                          |
|                         | 10.9                  | 2. Some will go to college                                                                                    |
|                         | 14.0                  | 3. All will finish high school                                                                                |
|                         | 1.6                   | 4. Some will finish high school                                                                               |
|                         | 0.3                   | 5. One or more will <u>not</u> finish high school, or probably not, not much, even so they can read and write |
|                         | 1.1                   | 6. "Hope they finish high school"                                                                             |
|                         | 0.9                   | 7. Don't know; gives only desires, but not codable in category 6                                              |
|                         | 0.5                   | 9. N.A.                                                                                                       |
|                         | 57.0                  | 0. Inap., no children in school or under 25                                                                   |
|                         | <hr/>                 |                                                                                                               |
|                         | 100.2                 |                                                                                                               |

| <u>Variable Numbers</u> | <u>Tape Locations</u> | <u>Content</u>                                                                                                    |
|-------------------------|-----------------------|-------------------------------------------------------------------------------------------------------------------|
| 558<br>(118)            | 1099<br>(299)         | A4-5 Did you (or anyone else here) attend any parent-teacher meetings in the last year? When? (1969)              |
|                         |                       | 12.3 1. Yes, less than 3 months ago                                                                               |
|                         |                       | 10.1 2. Yes, 3-12 months ago                                                                                      |
|                         |                       | 0.3 3. Yes, but more than a year ago; several years ago                                                           |
|                         |                       | 0.5 4. Yes, but cannot remember when                                                                              |
|                         |                       | 19.3 5. No (to A4)                                                                                                |
|                         |                       | 0.2 6. No: cases where children are living out or no P.T.A., or other reasons why no opportunity to attend P.T.A. |
|                         |                       | 0.3 9. N.A.                                                                                                       |
|                         |                       | 57.0 0. Inap., no children in school                                                                              |
|                         |                       | <u>100.0</u>                                                                                                      |
| 559<br>(119)            | 1100<br>(300)         | A6-7 Did any of the children stop going to school in 1968? Who was that?(1969)                                    |
|                         |                       | 3.9 1. Son or daughter stopped                                                                                    |
|                         |                       | 0.2 2. Other relatives of Head stopped                                                                            |
|                         |                       | 0.0 3. No relationship to Head stopped                                                                            |
|                         |                       | 0.1 4. More than 1 child in FU stopped                                                                            |
|                         |                       | 46.1 5. No child stopped going to school                                                                          |
|                         |                       | 0.2 9. N.A.                                                                                                       |
|                         |                       | 49.5 0. Inap., no children in school                                                                              |
|                         |                       | <u>100.0</u>                                                                                                      |
| 560<br>(120)            | 1101<br>(301)         | A8 What is the highest grade (he/she) finished? (1969)                                                            |
|                         |                       | 0.1 1. Less than 8 grades                                                                                         |
|                         |                       | 0.1 2. 8th                                                                                                        |
|                         |                       | 1.1 3. 9th- 11th                                                                                                  |
|                         |                       | 1.6 4. 12th, high school                                                                                          |
|                         |                       | 1.3 5. More than 12 grades                                                                                        |
|                         |                       | 0.3 9. N.A. how many grades                                                                                       |
|                         |                       | 95.6 0. Inap., no child stopped going to school                                                                   |
|                         |                       | <u>100.1</u>                                                                                                      |

| <u>Variable<br/>Numbers</u> | <u>Tape<br/>Locations</u> | <u>Content</u>                                                                           |
|-----------------------------|---------------------------|------------------------------------------------------------------------------------------|
| 561<br>(121)                | 1102<br>(302)             | A9-10 Do you (Head) have any children<br>who don't live here?<br><u>How many? (1969)</u> |
|                             | 15.5                      | 1 One                                                                                    |
|                             | 12.4                      | 2 Two                                                                                    |
|                             | 6.5                       | 3 Three                                                                                  |
|                             | 3.1                       | 4 Four                                                                                   |
|                             | 3.4                       | 5 Five                                                                                   |
|                             | 0.7                       | 6 Six                                                                                    |
|                             | 0.5                       | 7 Seven                                                                                  |
|                             | 0.8                       | 8 Eight or more                                                                          |
|                             | 0.2                       | 9 N.A.                                                                                   |
|                             | 57.0                      | 0 None                                                                                   |
|                             | <hr/>                     |                                                                                          |
|                             | 100.0                     |                                                                                          |
| 562<br>(122)                | 1103-1104<br>(303-304)    | <u>Age of oldest child of Head (1969)</u>                                                |
| 563<br>(123)                | 1105-1106<br>(305-306)    | <u>Age of second oldest child of Head (1969)</u>                                         |
| 564<br>(124)                | 1107-1108<br>(307-308)    | <u>Age of third oldest child of Head (1969)</u>                                          |
| 565<br>(125)                | 1109-1110<br>(309-310)    | <u>Total number of children of Head (1969)</u>                                           |
|                             |                           | xx. Actual number                                                                        |
|                             |                           | 99. N.A.                                                                                 |
|                             |                           | 00. No children                                                                          |

| <u>Variable<br/>Numbers</u> | <u>Tape<br/>Locations</u> | <u>Content</u>                                                                  |
|-----------------------------|---------------------------|---------------------------------------------------------------------------------|
| 566<br>(126)                | 1111<br>(311)             | Number of children Head supported by<br><u>age 25 (1969)</u>                    |
|                             |                           | 51.6 0. None                                                                    |
|                             |                           | 22.2 1. One                                                                     |
|                             |                           | 15.1 2. Two                                                                     |
|                             |                           | 6.6 3. Three                                                                    |
|                             |                           | 2.1 4. Four                                                                     |
|                             |                           | 0.6 5. Five                                                                     |
|                             |                           | 0.2 6. Six                                                                      |
|                             |                           | 0.1 7. Seven                                                                    |
|                             |                           | 0.1 8. Eight or more                                                            |
|                             |                           | 1.5 9. N.A.                                                                     |
|                             |                           | <hr/> 100.1                                                                     |
| 567<br>(127)                | 1112<br>(312)             | A14 How many brothers and sister did<br><u>you (Head) have? (1969 question)</u> |
|                             |                           | 6.5 0. None                                                                     |
|                             |                           | 14.4 1. One                                                                     |
|                             |                           | 15.2 2. Two                                                                     |
|                             |                           | 14.3 3. Three                                                                   |
|                             |                           | 12.0 4. Four                                                                    |
|                             |                           | 8.9 5. Five                                                                     |
|                             |                           | 7.9 6. Six                                                                      |
|                             |                           | 5.5 7. Seven                                                                    |
|                             |                           | 14.7 8. Eight or more                                                           |
|                             |                           | 0.4 9. N.A.                                                                     |
|                             |                           | <hr/> 99.8                                                                      |
| 568<br>(128)                | 1113<br>(313)             | A15 Do you (Head) have any brothers<br><u>still living? (1969)</u>              |
|                             |                           | 72.1 1. Yes                                                                     |
|                             |                           | 20.5 5. No                                                                      |
|                             |                           | 0.2 9. N.A.                                                                     |
|                             |                           | 7.2 0. Inap., Head had no brothers and<br>sisters                               |
|                             |                           | <hr/> 100.0                                                                     |



| <u>Variable<br/>Numbers</u> | <u>Tape<br/>Locations</u> | <u>Content</u>                                                                                         |
|-----------------------------|---------------------------|--------------------------------------------------------------------------------------------------------|
| 569<br>(129)                | 1114<br>(314)             | A17 How old is your (Head's) oldest<br>living brother? (1969)                                          |
|                             |                           | 2.4 1. Under 19                                                                                        |
|                             |                           | 3.8 2. 19 - 23                                                                                         |
|                             |                           | 18.2 3. 24 - 39                                                                                        |
|                             |                           | 34.9 4. 40 - 64                                                                                        |
|                             |                           | 12.4 5. 65 and older                                                                                   |
|                             |                           | 0.5 9. N.A.                                                                                            |
|                             |                           | 27.9 0. Inap., no living brothers                                                                      |
|                             |                           | <hr/> 100.1                                                                                            |
| 570<br>(130)                | 1115<br>(315)             | A18-19 How much education does he<br>have? Degree? (1969)                                              |
|                             |                           | 4.1 1. 0-5 grades or illiterate                                                                        |
|                             |                           | 16.2 2. 6-8 grades                                                                                     |
|                             |                           | 10.1 3. 9-11 grades                                                                                    |
|                             |                           | 21.0 4. 12 grades                                                                                      |
|                             |                           | 1.9 5. 12 grades plus non-academic training                                                            |
|                             |                           | 5.1 6. College, no degree                                                                              |
|                             |                           | 6.1 7. College, bachelor's degree                                                                      |
|                             |                           | 2.7 8. College, advanced or professional<br>degree                                                     |
|                             |                           | 3.5 9. N.A., D.K.                                                                                      |
|                             |                           | 29.5 0. Inap., no brother; brother still<br>in school                                                  |
|                             |                           | <hr/> 100.2                                                                                            |
| 571<br>(131)                | 1116<br>(316)             | A20 How is he (Head's brother) doing<br>financially -- very well, all right,<br>or not so well? (1969) |
|                             |                           | 24.7 1. Very well                                                                                      |
|                             |                           | 35.1 3. All right                                                                                      |
|                             |                           | 7.2 5. Not so well                                                                                     |
|                             |                           | 1.8 7. Retired; in school, service, or some<br>other institution                                       |
|                             |                           | 1.1 8. D.K.                                                                                            |
|                             |                           | 1.8 9. N.A.                                                                                            |
|                             |                           | 28.3 0. Inap., head has no brother                                                                     |
|                             |                           | <hr/> 100.0                                                                                            |

| <u>Variable<br/>Numbers</u> | <u>Tape<br/>Locations</u> | <u>Content</u>                                                                 |
|-----------------------------|---------------------------|--------------------------------------------------------------------------------|
| 572<br>(131)                | 1117<br>(317)             | A16 Do you (Head) have any sisters<br>still living? (1969)                     |
|                             |                           | 17.2 1. Yes                                                                    |
|                             |                           | 3.5 5. No                                                                      |
|                             |                           | 0.1 9. N.A.                                                                    |
|                             |                           | 79.1 0. Inap., head has living brother                                         |
|                             |                           | <hr/> 99.9                                                                     |
| 573<br>(133)                | 1118<br>(318)             | A21 How old is your (Head's) oldest<br>living sister? (1969)                   |
|                             |                           | 0.4 1. Under 19                                                                |
|                             |                           | 1.1 2. 19- 23                                                                  |
|                             |                           | 4.6 3. 24- 39                                                                  |
|                             |                           | 7.0 4. 40- 64                                                                  |
|                             |                           | 4.0 5. 65 and older                                                            |
|                             |                           | 0.1 9. N.A.                                                                    |
|                             |                           | 82.8 0. Inap., head has no living siblings                                     |
|                             |                           | <hr/> 100.0                                                                    |
| 574<br>(134)                | 1119<br>(319)             | A22-23 How much education does she<br>(sister of head) have? Degree?<br>(1969) |
|                             |                           | 0.6 1. 0-5 grades or illiterate                                                |
|                             |                           | 3.0 2. 6-8 grades                                                              |
|                             |                           | 1.6 3. 9-11 grades                                                             |
|                             |                           | 6.3 4. 12 grades                                                               |
|                             |                           | 1.0 5. 12 grades plus non-academic<br>training                                 |
|                             |                           | 1.8 6. College, no degree                                                      |
|                             |                           | 1.6 7. College, bachelor's degree                                              |
|                             |                           | 0.3 8. College, advanced or professional<br>degree                             |
|                             |                           | 0.9 9. N.A., D.K.                                                              |
|                             |                           | 83.0 0. Inap., head has no living siblings:<br>sister still in school          |
|                             |                           | <hr/> 100.1                                                                    |

| <u>Variable Numbers</u> | <u>Tape Locations</u> | <u>Content</u>                                                                                           |
|-------------------------|-----------------------|----------------------------------------------------------------------------------------------------------|
| 575<br>(135)            | 1120<br>(320)         | A24 <u>How is she (sister of head) doing financially -- very well, all right, or not so well? (1969)</u> |
|                         | 5.5                   | 1. Very well                                                                                             |
|                         | 8.3                   | 2. All right                                                                                             |
|                         | 2.0                   | 5. Not so well                                                                                           |
|                         | 0.5                   | 7. Retired; in school, or some other institution                                                         |
|                         | 0.4                   | 8. D.K.                                                                                                  |
|                         | 0.5                   | 9. N.A.                                                                                                  |
|                         | 82.8                  | 0. Inap., head has no living siblings                                                                    |
|                         | <u>100.0</u>          |                                                                                                          |
| 576<br>(136)            | 1121<br>(321)         | B1 <u>Is there public transportation within walking distance of here? (1969)</u>                         |
|                         | 57.3                  | 1. Yes                                                                                                   |
|                         | 42.2                  | 5. No                                                                                                    |
|                         | 0.4                   | 9. N.A.                                                                                                  |
|                         | <u>99.9</u>           |                                                                                                          |
| 577<br>(137)            | 1122<br>(322)         | B2 <u>Is it good enough so that a person could use it to get to work (1969)</u>                          |
|                         | 40.3                  | 1. Yes                                                                                                   |
|                         | 7.1                   | 3. Pro-con; yes for some areas or types of work but no for others                                        |
|                         | 8.1                   | 5. No                                                                                                    |
|                         | 1.8                   | 9. N.A.                                                                                                  |
|                         | 42.7                  | 0. Inap., no public transportation                                                                       |
|                         | <u>100.0</u>          |                                                                                                          |
| 578<br>(138)            | 1123<br>(323)         | B3 <u>Do you or anyone else in the family here own a car or truck (1969)</u>                             |
|                         | 83.0                  | 1. Yes                                                                                                   |
|                         | 17.0                  | 5. No                                                                                                    |
|                         | 0.0                   | 9. N.A.                                                                                                  |
|                         | <u>100.0</u>          |                                                                                                          |

| <u>Variable Numbers</u> | <u>Tape Locations</u> | <u>Content</u>                                                                                                           |
|-------------------------|-----------------------|--------------------------------------------------------------------------------------------------------------------------|
| 579<br>(139)            | 1124<br>(324)         | B4 Does not having a car cause any difficulties? (1969)                                                                  |
|                         | 6.9                   | 1. Yes                                                                                                                   |
|                         | 8.9                   | 5. No                                                                                                                    |
|                         | 1.2                   | 9. N.A.                                                                                                                  |
|                         | 83.0                  | 0. Inap., owns a car or truck                                                                                            |
|                         | <u>100.0</u>          |                                                                                                                          |
| 580<br>(140)            | 1125<br>(325)         | B5 Difficulties caused by not having car (1969)                                                                          |
|                         |                       | In order of priority                                                                                                     |
|                         | 1.0                   | 1. Can't get to job, difficult to get to work, can't get to better job, can't transport a baby sitter                    |
|                         | 0.7                   | 2. Can't get to doctor, other emergency types                                                                            |
|                         | 3.2                   | 3. Makes expenses higher (taxis, have to buy in more expensive stores, expensive food stores), can't get around          |
|                         | 1.8                   | 4. Can't get around for entertainment purposes, inconvenient for minor reasons, have to depend on other for small favors |
|                         | 1.1                   | 9. N.A.                                                                                                                  |
|                         | 92.2                  | 0. Inap., family owns a car, causes no difficulties                                                                      |
|                         | <u>100.0</u>          |                                                                                                                          |
| 581<br>(141)            | 1126<br>(326)         | B6 How many cars and trucks do you (and your family living here) own? (1969)                                             |
|                         | 45.8                  | 1. One                                                                                                                   |
|                         | 31.0                  | 2. Two                                                                                                                   |
|                         | 5.0                   | 3. Three                                                                                                                 |
|                         | 0.7                   | 4. Four                                                                                                                  |
|                         | 0.3                   | 5. Five                                                                                                                  |
|                         | 0.2                   | 6. Six                                                                                                                   |
|                         | 0.0                   | 7. Seven                                                                                                                 |
|                         | 0.0                   | 8. Eight                                                                                                                 |
|                         | 0.0                   | 9. N.A.                                                                                                                  |
|                         | 17.0                  | 0. Inap., family owns no car or trucks                                                                                   |
|                         | <u>100.0</u>          |                                                                                                                          |

| <u>Variable Numbers</u> | <u>Tape Locations</u> | <u>Content</u>                                                                                                                                                                                                                                                                                                               |
|-------------------------|-----------------------|------------------------------------------------------------------------------------------------------------------------------------------------------------------------------------------------------------------------------------------------------------------------------------------------------------------------------|
| 582<br>(142)            | 1127<br>(327)         | <u>B7 What year model is it? (1969)</u><br><br>Year model of newest car<br><br>55. 1955<br>68. 1968<br>99. N.A.<br>00. Inap., family does not own a car                                                                                                                                                                      |
| 583<br>(143)            | 1129<br>(329)         | <u>B9 Is it in good, fair or poor condition? (1969)</u><br><br>66.3 1. Good, excellent<br>13.6 3. Fair<br>2.7 5. Poor<br>0.4 9. N.A.<br>17.0 0. Inap., family does not own a car<br><hr/> 100.0                                                                                                                              |
| 584<br>(144)            | 1130<br>(330)         | <u>B10 Is that car (truck) insured? (1969)</u><br><br>74.2 1. All cars insured<br>2.3 3. Some insured, but one or more un-insured, some insured but N.A. whether all insured<br><br>5.9 5. No insured car (all cars uninsured)<br>0.6 9. N.A. whether any insured<br>17.0 0. Inap., family does not own a car<br><hr/> 100.0 |
| 585<br>(145)            | 1131<br>(331)         | <u>B11 Does the car (truck) you (Head) drive most of the time have seat belts?</u><br><br>60.9 1. Yes<br>21.0 5. No<br>0.3 9. N.A.<br>17.9 0. Inap., no car; does not drive<br><hr/> 100.1                                                                                                                                   |

| <u>Variable<br/>Numbers</u> | <u>Tape<br/>Locations</u> | <u>Content</u>                                                                                                      |
|-----------------------------|---------------------------|---------------------------------------------------------------------------------------------------------------------|
| 586<br>(146)                | 1132<br>(332)             | B12 Do you have them fastened all the time while you are driving, part of the time, or practically none of the time |
|                             |                           | 12.2 1. All the time                                                                                                |
|                             |                           | 20.9 3. Part of the time                                                                                            |
|                             |                           | 27.7 5. None of the time                                                                                            |
|                             |                           | 0.1 9. N.A. how often fastened                                                                                      |
|                             |                           | 39.2 0. Inap., family does not own car, car has no seat belts                                                       |
|                             |                           | <hr/> 100.1                                                                                                         |
| 587<br>(147)                | 1133<br>(333)             | B13 During 1968, did you (or your family) do any of your own repair work on your car (s) (or trucks)?               |
|                             |                           | 32.3 1. Yes                                                                                                         |
|                             |                           | 50.6 5. No                                                                                                          |
|                             |                           | 0.1 9. N.A.                                                                                                         |
|                             |                           | 17.0 0. Inap., family does not own car                                                                              |
|                             |                           | <hr/> 100.0                                                                                                         |

| <u>Variable<br/>Numbers</u> | <u>Tape<br/>Locations</u> | <u>Content</u>                                                                                                                                                                                                                            |
|-----------------------------|---------------------------|-------------------------------------------------------------------------------------------------------------------------------------------------------------------------------------------------------------------------------------------|
| 588<br>(148)                | 1134<br>(334)             | B14 What kinds of things have you done<br><u>on your car(s) in 1968 (1969 question)</u>                                                                                                                                                   |
|                             | 2.5                       | 1. Complex repairs that usually take a skilled mechanic (rebuilt engine or transmission)                                                                                                                                                  |
|                             | 4.7                       | 2. Much skill required (rings, valves, bearings, install factory rebuilt engine, king pins, ball joints, transmission work, motor work, "I do just about anything that needs doing", rebuilt the body, overhaul, other extensive repairs) |
|                             | 7.1                       | 3. Some skill required - more skill than code "4" (brakes, wheel bearings, exhaust system, starter, wiring, universal joint, radiator)                                                                                                    |
|                             | 12.5                      | 4. Some skill involved (tune-ups, points, plugs, adjust caburator, fuel pump, shocks)                                                                                                                                                     |
|                             | 4.9                       | 5. Little or no skill required, mostly maintenance (oil change, greasing, tire switching, touch-up painting, car wash if it saves money, other minor repairs)                                                                             |
|                             | 0.5                       | 9. N.A.                                                                                                                                                                                                                                   |
|                             | 67.7                      | 0. Inap., family does not own a car or did no repairs                                                                                                                                                                                     |
|                             | <hr/>                     |                                                                                                                                                                                                                                           |
|                             | 99.9                      |                                                                                                                                                                                                                                           |
| 589<br>(149)                | 1145<br>(335)             | B15 About how much do you think you saved<br>doing this last year, was it about<br><u>\$25, \$50, \$100, \$200, or what?</u>                                                                                                              |
|                             | 10.2                      | 1. About \$25                                                                                                                                                                                                                             |
|                             | 7.8                       | 2. \$50                                                                                                                                                                                                                                   |
|                             | 7.3                       | 3. \$100                                                                                                                                                                                                                                  |
|                             | 3.4                       | 4. \$200                                                                                                                                                                                                                                  |
|                             | 3.0                       | 5. More than \$200                                                                                                                                                                                                                        |
|                             | 0.6                       | 9. N.A.                                                                                                                                                                                                                                   |
|                             | 67.8                      | 0. Inap., family does not own a car or did no repairs, or saved nothing                                                                                                                                                                   |
|                             | <hr/>                     |                                                                                                                                                                                                                                           |
|                             | 100.1                     |                                                                                                                                                                                                                                           |

| <u>Variable Numbers</u> | <u>Tape Locations</u> | <u>Content</u>                                                                              |
|-------------------------|-----------------------|---------------------------------------------------------------------------------------------|
| 590<br>(150)            | 1136<br>(336)         | B16 About how much time did that take<br><u>you altogether? (1969 question)</u>             |
|                         | 13.2                  | 1. Less than 10 hours                                                                       |
|                         | 9.8                   | 2. 10-29 hours                                                                              |
|                         | 3.3                   | 3. 30-49 hours                                                                              |
|                         | 3.5                   | 4. 50-199 hours                                                                             |
|                         | 0.2                   | 5. 200 hours or more                                                                        |
|                         | 2.2                   | 9. N.A.                                                                                     |
|                         | 67.7                  | 0. Inap., family does not own a car or<br>did no repairs                                    |
|                         | <u>99.9</u>           |                                                                                             |
| 591<br>(151)            | 1137<br>(337)         | Required number of rooms for FU of this<br><u>size, age, and sex composition (1969)</u>     |
|                         | 40.3                  | Two                                                                                         |
|                         | 27.5                  | Three                                                                                       |
|                         | 19.1                  | Four                                                                                        |
|                         | 8.8                   | Five                                                                                        |
|                         | 2.7                   | Six                                                                                         |
|                         | 1.1                   | Seven                                                                                       |
|                         | 0.3                   | Eight                                                                                       |
|                         | 0.2                   | Nine or more                                                                                |
|                         | <u>100.1</u>          |                                                                                             |
| 592<br>(152)            | 1138<br>(338)         | C1 How many rooms do you have here for<br><u>your family (not counting bathrooms)(1969)</u> |
|                         | 1.7                   | 1. One                                                                                      |
|                         | 3.4                   | 2. Two                                                                                      |
|                         | 9.0                   | 3. Three                                                                                    |
|                         | 20.4                  | 4. Four                                                                                     |
|                         | 23.5                  | 5. Five                                                                                     |
|                         | 21.4                  | 6. Six                                                                                      |
|                         | 10.6                  | 7. Seven                                                                                    |
|                         | 7.3                   | 8. Eight                                                                                    |
|                         | 2.7                   | 9. N.A.                                                                                     |
|                         | 0.0                   | 0. None, shares <b>room</b>                                                                 |
|                         | <u>100.0</u>          |                                                                                             |
| 593<br>(153)            | 1139<br>(339)         | C2 Do you own this (home/apartment), pay<br><u>rent, or what? (1969)</u>                    |
|                         | 63.3                  | 1. Owns home (or trailer, fully or jointly)                                                 |
|                         | 32.5                  | 5. Rents                                                                                    |
|                         | 4.2                   | 8. Neither owns nor rents                                                                   |
|                         | <u>100.0</u>          |                                                                                             |



| <u>Variable<br/>Numbers</u> | <u>Tape<br/>Locations</u> | <u>Content</u>                                                                                                                            |
|-----------------------------|---------------------------|-------------------------------------------------------------------------------------------------------------------------------------------|
| 594<br>(154)                | 1140<br>(340)             | C5 <u>Do you have a mortgage on this<br/>property? (1969)</u>                                                                             |
|                             |                           | 37.1 1. Yes                                                                                                                               |
|                             |                           | 26.1 5. No                                                                                                                                |
|                             |                           | 0.0 9. N.A.                                                                                                                               |
|                             |                           | 36.7 0. Inap., do not own home                                                                                                            |
|                             |                           | <hr/> 99.9                                                                                                                                |
| 595<br>(155)                | 1141<br>(341)             | C9 <u>Do you also have a second mortgage?<br/>(1969)</u>                                                                                  |
|                             |                           | 1.3 1. Yes                                                                                                                                |
|                             |                           | 35.2 5. No                                                                                                                                |
|                             |                           | 0.2 9. N.A.                                                                                                                               |
|                             |                           | 63.3 0. Inap., no mortgage, do not own home                                                                                               |
|                             |                           | <hr/> 100.0                                                                                                                               |
| 596<br>(156)                | 1142<br>(342)             | <u>C13 Why neither owns nor rents (1969)</u>                                                                                              |
|                             |                           | 0.1 1. Servant; housekeeper                                                                                                               |
|                             |                           | 0.6 2. Farm laborer, ranch laborer                                                                                                        |
|                             |                           | 1.0 3. Other persons for whom housing is part<br>of compensation (janitors, gardeners,<br>nurses, tutors, etc.                            |
|                             |                           | 2.0 4. Persons for whom housing is a gift,<br>paid for by someone outside of FU,<br>owned by relatives, pay no rent or<br>only pays taxes |
|                             |                           | 0.0 5. Sold own home, but still living there                                                                                              |
|                             |                           | 0.1 6. Living in house which will inherit;<br>estate in process                                                                           |
|                             |                           | 0.1 7. Living in temporary quarters (garage,<br>shed, etc.) while home is under<br>construction or until new apartment is<br>found        |
|                             |                           | 0.3 8. Other                                                                                                                              |
|                             |                           | 0.0 9. N.A.                                                                                                                               |
|                             |                           | 95.8 0. Inap., owns or rents                                                                                                              |
|                             |                           | <hr/> 100.0                                                                                                                               |

| <u>Variable<br/>Numbers</u> | <u>Tape<br/>Locations</u> | <u>Content</u>                                                                                                                                                                                |
|-----------------------------|---------------------------|-----------------------------------------------------------------------------------------------------------------------------------------------------------------------------------------------|
| 597<br>(157)                | 1143<br>(343)             | C18 Did you have any work done on the<br>(house/apartment) during the last<br>year, or do any work on it yourselves?<br>(1969 question)                                                       |
|                             |                           | 47.1 1. Yes                                                                                                                                                                                   |
|                             |                           | 52.7 5. No                                                                                                                                                                                    |
|                             |                           | 0.2 9. N.A.                                                                                                                                                                                   |
|                             |                           | <hr/> 100.0                                                                                                                                                                                   |
| 598<br>(158)                | 1144<br>(344)             | C19 Housing repairs done in 1968 (1969<br>question)                                                                                                                                           |
|                             |                           | In order of priority                                                                                                                                                                          |
|                             |                           | 5.1 1. Very complex additions or alterations<br>requiring several difficult skills,<br>such as extensive plumbing or<br>electrical work, added a room                                         |
|                             |                           | 4.4 2. Extensive repairs requiring several<br>skills (electrical work, finish off<br>the attic, alter room-divisions)                                                                         |
|                             |                           | 19.6 3. Fairly complex, one trade-skills<br>(roofing, eaves trough, siding,<br>carpentry, plastering, cement finish-<br>ing, paneling, landscaping, exterior<br>painting, black top driveway) |
|                             |                           | 10.5 5. Simple repairs, little skill (interior<br>painting)                                                                                                                                   |
|                             |                           | 0.2 9. N.A.                                                                                                                                                                                   |
|                             |                           | 53.0 0. Inap., no repair work done                                                                                                                                                            |
|                             |                           | <hr/> 99.9                                                                                                                                                                                    |
| 599<br>(159)                | 1145<br>(345)             | C20 Did you (or your family) do any of<br>it? (1969 question)                                                                                                                                 |
|                             |                           | 34.1 1. Yes                                                                                                                                                                                   |
|                             |                           | 12.9 5. No                                                                                                                                                                                    |
|                             |                           | 0.1 9. N.A.                                                                                                                                                                                   |
|                             |                           | 52.9 0. Inap., no repair work done                                                                                                                                                            |
|                             |                           | <hr/> 100.0                                                                                                                                                                                   |

| <u>Variable Numbers</u> | <u>Tape Locations</u> | <u>Content</u>                                                                                         |
|-------------------------|-----------------------|--------------------------------------------------------------------------------------------------------|
| 600<br>(160)            | 1146<br>(346)         | <u>C21 What did you do? (1969 question)</u>                                                            |
|                         | 2.9                   | 1. Very complex additions                                                                              |
|                         | 2.6                   | 2. Extensive repairs                                                                                   |
|                         | 13.3                  | 3. Fairly complex skills                                                                               |
|                         | 4.7                   | 4. Moderately complex things                                                                           |
|                         | 10.6                  | 5. Simple repairs                                                                                      |
|                         | 0.2                   | 9. N.A.                                                                                                |
|                         | 65.7                  | 0. Inap., did not do any of it themselves, or no repair work done                                      |
|                         | <u>100.0</u>          |                                                                                                        |
| 601<br>(161)            | 1147<br>(347)         | <u>C23 About how many people in this neighborhood do you know by name? (1969)</u>                      |
|                         | 2.4                   | 1. One                                                                                                 |
|                         | 4.4                   | 2. Two                                                                                                 |
|                         | 3.6                   | 3. Three, a few                                                                                        |
|                         | 3.0                   | 4. Four                                                                                                |
|                         | 4.0                   | 5. Five                                                                                                |
|                         | 11.4                  | 6. 6-9                                                                                                 |
|                         | 22.1                  | 7. 10-19, most of them, just about everyone                                                            |
|                         | 44.6                  | 8. 20 or more, everyone                                                                                |
|                         | 1.2                   | 9. N.A.                                                                                                |
|                         | <u>3.3</u>            | 0. None, just moved here                                                                               |
|                         | <u>100.0</u>          |                                                                                                        |
| 602<br>(162)            | 1148<br>(348)         | <u>C24 Do you (Family) have any relatives who live within walking distance of here? (1969)</u>         |
|                         | 41.8                  | 1. Yes                                                                                                 |
|                         | 0.5                   | 3. Yes, qualified                                                                                      |
|                         | 57.2                  | 5. No                                                                                                  |
|                         | 0.6                   | 9. N.A.                                                                                                |
|                         | <u>100.1</u>          |                                                                                                        |
| 603<br>(163)            | 1149<br>(349)         | <u>C25 Have you (Head) moved since last spring? (between 1968 and 1969 interviews) (1969 question)</u> |
|                         | 19.6                  | 1. Yes                                                                                                 |
|                         | 80.1                  | 5. No                                                                                                  |
|                         | 0.3                   | 9. N.A.                                                                                                |
|                         | <u>100.0</u>          |                                                                                                        |

| <u>Variable Numbers</u> | <u>Tape Locations</u> | <u>Content</u>                                                                                                          |
|-------------------------|-----------------------|-------------------------------------------------------------------------------------------------------------------------|
| 604<br>(164)            | 1150<br>(350)         | <u>C26 Why did you move?</u><br>In order of priority                                                                    |
|                         | 3.8                   | 1. Purposive productive reasons (to take another job, to get nearer work)                                               |
|                         | 10.1                  | 2. Purposive consumption reasons (more or less space, less rent, better neighborhood, want to own a home, better house) |
|                         | 3.1                   | 3. Response to outside events, involuntary reasons (DU coming down, being evicted, armed services, etc.)                |
|                         | 1.6                   | 4. Ambiguous or mixed reasons (to save money, all my old neighbors moved away)                                          |
|                         | 1.0                   | 9. N.A.                                                                                                                 |
|                         | 80.4                  | 0. Inap., did not move away                                                                                             |
|                         | <u>100.0</u>          |                                                                                                                         |
| 605<br>(165)            | 1151<br>(351)         | <u>C27 Do you think you might move in the next couple of years? (1969 question)</u>                                     |
|                         | 23.5                  | 1. Yes                                                                                                                  |
|                         | 11.5                  | 3. "I might", not sure, D.K.                                                                                            |
|                         | 64.5                  | 5. No                                                                                                                   |
|                         | 0.5                   | 9. N.A.                                                                                                                 |
|                         | <u>100.0</u>          |                                                                                                                         |
| 606<br>(166)            | 1152<br>(352)         | <u>C28 Why might you move? (1969 question)</u>                                                                          |
|                         | 6.8                   | 1. Purposive productive reasons                                                                                         |
|                         | 19.4                  | 2. Purposive consumption reasons                                                                                        |
|                         | 4.2                   | 3. Response to outside events                                                                                           |
|                         | 3.1                   | 4. Ambiguous or mixed reasons                                                                                           |
|                         | 1.5                   | 9. N.A.                                                                                                                 |
|                         | 65.0                  | 0. Inap., does not plan to move                                                                                         |
|                         | <u>100.0</u>          |                                                                                                                         |
| 607<br>(167)            | 1153<br>(353)         | <u>G1 Are you married, single, widowed, divorced, or separated? (1969)</u>                                              |
|                         | 71.1                  | 1. Married                                                                                                              |
|                         | 7.1                   | 2. Single                                                                                                               |
|                         | 12.9                  | 3. Widowed                                                                                                              |
|                         | 5.2                   | 4. Divorced                                                                                                             |
|                         | 3.7                   | 5. Separated                                                                                                            |
|                         | <u>100.0</u>          |                                                                                                                         |

| <u>Variable<br/>Numbers</u> | <u>Tape<br/>Locations</u> | <u>Content</u>                                                     |
|-----------------------------|---------------------------|--------------------------------------------------------------------|
| 608<br>(168)                | 1154<br>(354)             | G2 Did your wife do any work for money<br>in 1968? (1969 question) |
|                             |                           | 35.0 1. Yes                                                        |
|                             |                           | 35.4 5. No                                                         |
|                             |                           | 0.0 9. N.A.                                                        |
|                             |                           | 29.6 0. Inap., no wife                                             |
|                             |                           | <hr/> 100.0                                                        |
| 609<br>(169)                | 1155<br>(355)             | G3 What kind of work did she do?<br>(1969 question)                |
|                             |                           | 5.2 1. Professional and technical workers                          |
|                             |                           | 0.5 2. Managers and officials                                      |
|                             |                           | 0.3 3. Self-employed businesswomen                                 |
|                             |                           | 13.3 4. Clerical and sales workers                                 |
|                             |                           | 0.6 5. Craftsmen and foremen                                       |
|                             |                           | 5.9 6. Operatives                                                  |
|                             |                           | 7.8 7. Unskilled laborers and service<br>workers                   |
|                             |                           | 0.0 8. Farmers and farm managers, ranchers                         |
|                             |                           | 1.2 9. Miscellaneous, N.A.                                         |
|                             |                           | 65.1 0. Inap., no wife, wife did not work<br>in 1968               |
|                             |                           | <hr/> 99.9                                                         |
| 610<br>(170)                | 1156<br>(356)             | G4 About how many weeks did she work<br>last year? (1969 question) |
|                             |                           | 5.9 1. 1- 13 weeks                                                 |
|                             |                           | 4.9 2. 14- 26 weeks                                                |
|                             |                           | 4.4 3. 27- 39 weeks                                                |
|                             |                           | 4.0 4. 40- 47 weeks                                                |
|                             |                           | 3.3 5. 48- 49 weeks                                                |
|                             |                           | 7.7 6. 50- 51 weeks                                                |
|                             |                           | 3.3 7. 52 weeks                                                    |
|                             |                           | 1.5 9. N.A.                                                        |
|                             |                           | 65.0 0. Inap., no wife, wife did not work<br>in 1968               |
|                             |                           | <hr/> 100.0                                                        |

| <u>Variable<br/>Numbers</u> | <u>Tape<br/>Locations</u> | <u>Content</u>                                                                              |
|-----------------------------|---------------------------|---------------------------------------------------------------------------------------------|
| 611<br>(171)                | 1157<br>(357)             | G5 <u>And about how many hours a week<br/>did she work? (1969 question)</u>                 |
|                             |                           | 4.1 1. 1 - 19 hours                                                                         |
|                             |                           | 5.5 2. 20- 34 hours                                                                         |
|                             |                           | 4.1 3. 35- 39 hours                                                                         |
|                             |                           | 15.1 4. 40 hours                                                                            |
|                             |                           | 2.3 5. 41- 47 hours                                                                         |
|                             |                           | 0.8 6. 48 hours                                                                             |
|                             |                           | 1.2 7. 49 - 59 hours                                                                        |
|                             |                           | 0.4 8. 60 or more hours                                                                     |
|                             |                           | 1.6 9. N.A.                                                                                 |
|                             |                           | 65.0 0. Inap., no wife, wife did not work<br>in 1968                                        |
|                             |                           | <u>100.1</u>                                                                                |
| 612<br>(172)                | 1158<br>(358)             | G8 <u>One of following (1969)</u>                                                           |
|                             |                           | 43.9 1. Married with wife <u>under 45</u>                                                   |
|                             |                           | 3.5 2. Unmarried female <u>head</u> under 45 and<br>has <u>own children</u> living with her |
|                             |                           | 52.6 3. All others                                                                          |
|                             |                           | <u>100.0</u>                                                                                |
| 613<br>(173)                | 1159<br>(359)             | G9 <u>Do you expect to have any (more)<br/>children? (1969 question)</u>                    |
|                             |                           | 14.2 1. Yes                                                                                 |
|                             |                           | 29.3 5. No                                                                                  |
|                             |                           | 3.3 8. D.K.                                                                                 |
|                             |                           | 0.6 9. N.A.                                                                                 |
|                             |                           | 52.6 0. Inap., "All others" to G8                                                           |
|                             |                           | <u>100.0</u>                                                                                |
| 614<br>(174)                | 1160<br>(360)             | G10 <u>When do you think you might have<br/>(a, another) child? (1969 question)</u>         |
|                             |                           | 7.8 1. Expects to have (or adopt) child 9<br>months or more from now                        |
|                             |                           | 3.2 2. Expects to have (or adopt) child less<br>than 9 months from now                      |
|                             |                           | 2.5 8. D.K. when                                                                            |
|                             |                           | 0.5 9. N.A.                                                                                 |
|                             |                           | 85.9 0. Inap., "All others" go G8, expects<br>no children or don't know                     |
|                             |                           | <u>99.9</u>                                                                                 |

| <u>Variable Numbers</u> | <u>Tape Locations</u> | <u>Content</u>                                                                                                                                                            |
|-------------------------|-----------------------|---------------------------------------------------------------------------------------------------------------------------------------------------------------------------|
| 615<br>(175)            | 1161<br>(361)         | G11 How sure are you that you won't have any (more) children? (1969)                                                                                                      |
|                         |                       | 13.9 1. Sure, very sure, positive                                                                                                                                         |
|                         |                       | 7.1 3. Fairly sure, hope not to                                                                                                                                           |
|                         |                       | 7.0 5. Not sure, D.K.                                                                                                                                                     |
|                         |                       | 1.2 9. N.A.                                                                                                                                                               |
|                         |                       | 70.7 0. Inap., will have child or don't know                                                                                                                              |
|                         |                       | <hr/> 99.9                                                                                                                                                                |
| 616<br>(176)            | 1162<br>(362)         | G12 We're interested in the time people spend working around the house. Who does most of the housework in this family?(1969)                                              |
|                         |                       | 26.8 1. Head                                                                                                                                                              |
|                         |                       | 68.2 2. Wife                                                                                                                                                              |
|                         |                       | 1.5 3. Children                                                                                                                                                           |
|                         |                       | 1.7 4. Other FU members - whether related or not to Head                                                                                                                  |
|                         |                       | 0.3 9. N.A.                                                                                                                                                               |
|                         |                       | 1.5 0. Inap.                                                                                                                                                              |
|                         |                       | <hr/> 100.0                                                                                                                                                               |
| 617<br>(177)            | 1163<br>(363)         | G13 About how much time (does he/she) (do you) spend on this housework in an average week -- I mean time spent cooking, cleaning, and other work around the house? (1969) |
|                         |                       | 8.5 1. 1 - 9 hours per week                                                                                                                                               |
|                         |                       | 16.9 2. 10 - 19 hours per week                                                                                                                                            |
|                         |                       | 23.2 3. 20 - 29 hours per week                                                                                                                                            |
|                         |                       | 17.6 4. 30 - 39 hours per week                                                                                                                                            |
|                         |                       | 14.3 5. 40 - 49 hours per week                                                                                                                                            |
|                         |                       | 5.8 6. 50 - 59 hours per week                                                                                                                                             |
|                         |                       | 8.3 7. 60 or more hours per week                                                                                                                                          |
|                         |                       | 3.6 9. N.A.                                                                                                                                                               |
|                         |                       | 1.7 0. Inap., no one in family does housework                                                                                                                             |
|                         |                       | <hr/> 99.9                                                                                                                                                                |

| <u>Variable Numbers</u> | <u>Tape Locations</u> | <u>Content</u>                                                                                                                                                                             |
|-------------------------|-----------------------|--------------------------------------------------------------------------------------------------------------------------------------------------------------------------------------------|
| 618<br>(178)            | 1164<br>(364)         | G14 Does anyone else here in the household help with the housework? (1969)                                                                                                                 |
|                         |                       | 47.7 1. Yes                                                                                                                                                                                |
|                         |                       | 38.3 5. No                                                                                                                                                                                 |
|                         |                       | 0.2 9. N.A.                                                                                                                                                                                |
|                         |                       | 13.9 0. Inap., one-person family                                                                                                                                                           |
|                         |                       | <u>100.1</u>                                                                                                                                                                               |
| 619<br>(179)            | 1165<br>(365)         | G18 How about help from anyone outside your household -- did you (Family) get any help with housework (or child care) from friends, relatives, or anyone else during 1968? (1969 question) |
|                         |                       | 24.6 1. Yes                                                                                                                                                                                |
|                         |                       | 75.1 5. No                                                                                                                                                                                 |
|                         |                       | 0.3 9. N.A.                                                                                                                                                                                |
|                         |                       | <u>100.0</u>                                                                                                                                                                               |
| 620<br>(180)            | 1166<br>(366)         | G21 Did you pay for any of this help? (1969 question)                                                                                                                                      |
|                         |                       | 15.5 1. Yes                                                                                                                                                                                |
|                         |                       | 8.6 5. No                                                                                                                                                                                  |
|                         |                       | 0.5 9. N.A.                                                                                                                                                                                |
|                         |                       | 75.4 0. Inap., family received no help from outside family                                                                                                                                 |
|                         |                       | <u>100.0</u>                                                                                                                                                                               |
| 621<br>(181)            | 1167<br>(367)         | G22 How much do you (Family) spend on the food that you use at home in an average week? (1969)                                                                                             |
|                         |                       | 1.0 1. Under \$5 a week                                                                                                                                                                    |
|                         |                       | 5.8 2. \$5- 9 a week                                                                                                                                                                       |
|                         |                       | 20.6 3. \$10-19 a week                                                                                                                                                                     |
|                         |                       | 29.2 4. \$20-29 a week                                                                                                                                                                     |
|                         |                       | 20.4 5. \$30-39 a week                                                                                                                                                                     |
|                         |                       | 10.4 6. \$40-49 a week                                                                                                                                                                     |
|                         |                       | 9.7 7. \$50 or more a week                                                                                                                                                                 |
|                         |                       | 2.0 9. N.A.                                                                                                                                                                                |
|                         |                       | 0.8 0. Nothing, family never eats at home                                                                                                                                                  |
|                         |                       | <u>99.9</u>                                                                                                                                                                                |



| <u>Variable<br/>Numbers</u> | <u>Tape<br/>Locations</u> | <u>Content</u>                                                                                               |
|-----------------------------|---------------------------|--------------------------------------------------------------------------------------------------------------|
| 622<br>(182)                | 1168<br>(368)             | G23 Do you have any food delivered<br>to the door which isn't included<br>in that? (1969)                    |
|                             | 14.8                      | 1. Yes                                                                                                       |
|                             | 84.6                      | 5. No                                                                                                        |
|                             | 0.4                       | 9. N.A.                                                                                                      |
|                             | 0.2                       | 0. Inap., family never eats at home                                                                          |
|                             | <u>100.0</u>              |                                                                                                              |
| 623<br>(183)                | 1169<br>(369)             | G24 How much do you spend on that<br>food?(delivered to the door)<br>(1969 question)                         |
|                             | 5.4                       | 1. Under \$3 a week                                                                                          |
|                             | 3.7                       | 2. \$3 - 4 a week                                                                                            |
|                             | 2.3                       | 3. \$5 a week                                                                                                |
|                             | 1.3                       | 4. \$6 - 7 a week                                                                                            |
|                             | 0.7                       | 5. \$8 - 9 a week                                                                                            |
|                             | 0.7                       | 6. \$10 - 13 a week                                                                                          |
|                             | 0.2                       | 7. \$14 - 19 a week                                                                                          |
|                             | 0.2                       | 8. \$20 or more a week                                                                                       |
|                             | 0.2                       | 9. N.A.                                                                                                      |
|                             | 85.2                      | 0. Inap., no food delivered                                                                                  |
|                             | <u>99.9</u>               |                                                                                                              |
| 624<br>(184)                | 1170<br>(370)             | G25 How about alcoholic beverages --<br>how much do you (Family) spend on<br>that in an average week? (1969) |
|                             | 30.2                      | 1. Under \$5                                                                                                 |
|                             | 8.8                       | 2. \$5 - 9                                                                                                   |
|                             | 3.3                       | 3. \$10-19                                                                                                   |
|                             | 0.8                       | 4. \$20 or more                                                                                              |
|                             | 1.6                       | 9. N.A.                                                                                                      |
|                             | 55.3                      | 0. Nothing                                                                                                   |
|                             | <u>100.0</u>              |                                                                                                              |
| 625<br>(185)                | 1171<br>(371)             | G26 Is that (alcoholic beverages)<br>included in the food bill? (1969)                                       |
|                             | 6.4                       | 1. Yes                                                                                                       |
|                             | 33.2                      | 5. No                                                                                                        |
|                             | 3.6                       | 9. N.A.                                                                                                      |
|                             | 56.8                      | 0. Inap., spent nothing on alcoholic<br>beverages                                                            |
|                             | <u>100.0</u>              |                                                                                                              |

| <u>Variable<br/>Numbers</u> | <u>Tape<br/>Locations</u> | <u>Content</u>                                                                     |
|-----------------------------|---------------------------|------------------------------------------------------------------------------------|
| 626<br>(186)                | 1172<br>(372)             | G27 Do (any of) you smoke<br>cigarettes? (1969)                                    |
|                             |                           | 52.5 1. Yes                                                                        |
|                             |                           | 47.3 5. No                                                                         |
|                             |                           | 0.2 9. N.A.                                                                        |
|                             |                           | <u>100.0</u>                                                                       |
| 627<br>(187)                | 1173<br>(373)             | G28 About how many cigarettes do<br>you (Family) smoke in a day or<br>week? (1969) |
|                             |                           | 1.0 1. Less than 3 a day                                                           |
|                             |                           | 10.7 2. 3 -17 a day                                                                |
|                             |                           | 13.8 3. 18-22 (a pack a day)                                                       |
|                             |                           | 12.6 4. 23-35 (1 1/2 packs a day)                                                  |
|                             |                           | 11.5 5. 2 - 3 packs a day                                                          |
|                             |                           | 2.1 6. 4 or more packs a day                                                       |
|                             |                           | 0.2 a. Smokes cigars, pipes                                                        |
|                             |                           | 0.7 9. N.A. how many cigarettes                                                    |
|                             |                           | 47.4 0. Inap., does not smoke                                                      |
|                             |                           | <u>100.0</u>                                                                       |
| 628<br>(188)                | 1174<br>(374)             | G29 Is that (cigarettes expenditure)<br>included in the food bill? (1969)          |
|                             |                           | 16.1 1. Yes                                                                        |
|                             |                           | 29.1 5. No                                                                         |
|                             |                           | 7.2 9. N.A.                                                                        |
|                             |                           | 47.6 0. Inap., does not smoke                                                      |
|                             |                           | <u>100.0</u>                                                                       |
| 629<br>(189)                | 1175<br>(375)             | G30 Do you (or your family) get meals<br>at work or at school? (1969)              |
|                             |                           | 51.6 1. Yes                                                                        |
|                             |                           | 47.8 5. No                                                                         |
|                             |                           | 0.6 9. N.A.                                                                        |
|                             |                           | <u>100.0</u>                                                                       |

| <u>Variable<br/>Numbers</u> | <u>Tape<br/>Locations</u> | <u>Content</u>                                                                                                          |
|-----------------------------|---------------------------|-------------------------------------------------------------------------------------------------------------------------|
| 630<br>(190)                | 1176<br>(376)             | G31 About how much do all these meals cost you (Family) in an average week? (1969)                                      |
|                             |                           | 21.9 1. Under \$5 a week                                                                                                |
|                             |                           | 16.1 2. \$5- 9 a week                                                                                                   |
|                             |                           | 7.3 3. \$10-19 a week                                                                                                   |
|                             |                           | 1.6 4. \$20 or more a week                                                                                              |
|                             |                           | 0.7 9. N.A.                                                                                                             |
|                             |                           | 52.3 0. Nothing, family doesn't get meals at work or school                                                             |
|                             |                           | <hr/> 99.9                                                                                                              |
| 631<br>(191)                | 1177<br>(377)             | G32 Were any of these meals free, or at reduced cost?                                                                   |
|                             |                           | 12.6 1. Yes                                                                                                             |
|                             |                           | 36.9 5. No                                                                                                              |
|                             |                           | 0.9 9. N.A.                                                                                                             |
|                             |                           | 49.6 0. Inap., no meals at work or at school                                                                            |
|                             |                           | <hr/> 100.0                                                                                                             |
| 632<br>(192)                | 1178<br>(378)             | G34 About how much do you (Family) spend in an average week eating out, not counting meals at work or at school? (1969) |
|                             |                           | 27.6 1. Under \$5 a week                                                                                                |
|                             |                           | 17.4 2. \$5- 9 a week                                                                                                   |
|                             |                           | 10.3 3. \$10-19 a week                                                                                                  |
|                             |                           | 3.2 4. \$20 or more a week                                                                                              |
|                             |                           | 1.6 9. N.A.                                                                                                             |
|                             |                           | 39.9 0. Nothing, family doesn't eat out                                                                                 |
|                             |                           | <hr/> 100.0                                                                                                             |
| 633<br>(193)                | 1179<br>(379)             | G35 Did you (Family) raise any of your own food during 1968, or do any canning or freezing? (1969 question)             |
|                             |                           | 29.6 1. Yes                                                                                                             |
|                             |                           | 70.3 5. No                                                                                                              |
|                             |                           | 0.1 9. N.A.                                                                                                             |
|                             |                           | <hr/> 100.0                                                                                                             |

| <u>Variable Numbers</u> | <u>Tape Locations</u> | <u>Content</u>                                                                                    |
|-------------------------|-----------------------|---------------------------------------------------------------------------------------------------|
| 634<br>(194)            | 1180<br>(380)         | G37 Did you (Family) get any help buying your food with government food stamps (Commodity stamps) |
|                         |                       | 2.6 1. Yes                                                                                        |
|                         |                       | 54.5 5. No                                                                                        |
|                         |                       | 42.5 7. Not asked, since family clearly ineligible                                                |
|                         |                       | 0.5 9. N.A.                                                                                       |
|                         |                       | <u>100.1</u>                                                                                      |
| 635<br>(195)            | 1181<br>(381)         | G38 How much would you say that saved you (Family) in an average month? (1969 question)           |
|                         |                       | 0.3 1. Under \$10 a month                                                                         |
|                         |                       | 0.6 2. \$10-19 a month                                                                            |
|                         |                       | 0.7 3. \$20-29 a month                                                                            |
|                         |                       | 0.4 4. \$30-39 a month                                                                            |
|                         |                       | 0.5 5. \$40 or more a month                                                                       |
|                         |                       | 0.1 9. N.A.                                                                                       |
|                         |                       | 97.4 0. Inap., family received no food stamps                                                     |
|                         |                       | <u>100.0</u>                                                                                      |
| 636<br>(196)            | 1182<br>(382)         | G40 How much do you pay for the stamps? (1969 question)                                           |
|                         |                       | 0.5 1. \$ 1- 39 a month                                                                           |
|                         |                       | 0.5 2. \$ 40- 79 a month                                                                          |
|                         |                       | 0.1 3. \$ 80-119 a month                                                                          |
|                         |                       | 0.1 4. \$120-159 a month                                                                          |
|                         |                       | 0.0 5. \$160 or more                                                                              |
|                         |                       | 0.9 9. N.A.                                                                                       |
|                         |                       | 97.9 0. Inap., no food stamps                                                                     |
|                         |                       | <u>100.0</u>                                                                                      |

| <u>Variable<br/>Numbers</u> | <u>Tape<br/>Locations</u> | <u>Content</u>                                                                                                                                                  |
|-----------------------------|---------------------------|-----------------------------------------------------------------------------------------------------------------------------------------------------------------|
| 637<br>(197)                | 1183<br>(383)             | G41 Did you (Family) get any<br>(other)free food during 1969?<br>(1969 question)                                                                                |
|                             |                           | 11.0 1. Yes                                                                                                                                                     |
|                             |                           | 88.6 5. No                                                                                                                                                      |
|                             |                           | 0.4 9. N.A.                                                                                                                                                     |
|                             |                           | <hr/> 100.0                                                                                                                                                     |
| 638<br>(198)                | 1184<br>(384)             | G43 How many days a week does the<br>family sit down and eat the<br>main meal of the day together?<br>(1969)                                                    |
|                             |                           | 4.4 1. Once a week, or less frequently                                                                                                                          |
|                             |                           | 7.9 2. 2-3 days a week                                                                                                                                          |
|                             |                           | 9.8 3. 4-6 days a week                                                                                                                                          |
|                             |                           | 57.8 4. Every day, nearly every day                                                                                                                             |
|                             |                           | 1.3 5. Never                                                                                                                                                    |
|                             |                           | 1.2 9. N.A.                                                                                                                                                     |
|                             |                           | 17.6 0. Inap., one-person family                                                                                                                                |
|                             |                           | <hr/> 100.0                                                                                                                                                     |
| 639<br>(199)                | 1185<br>(385)             | D1 Now we would like to know about<br>your (Head's) present job -- are<br>you (Head) working now, looking<br>for work, retired, or housewife<br>or what? (1969) |
|                             |                           | 74.8 1. Working now, or only temporarily<br>laid off                                                                                                            |
|                             |                           | 1.1 2. Looking for work, unemployed                                                                                                                             |
|                             |                           | 17.5 3. Retired, permanently disabled                                                                                                                           |
|                             |                           | 4.6 4. Housewife                                                                                                                                                |
|                             |                           | 1.9 5. Student                                                                                                                                                  |
|                             |                           | 0.1 6. Other                                                                                                                                                    |
|                             |                           | <hr/> 100.0                                                                                                                                                     |

| <u>Variable<br/>Numbers</u> | <u>Tape<br/>Locations</u> | <u>Content</u>                                                                                                                                                                                                                |
|-----------------------------|---------------------------|-------------------------------------------------------------------------------------------------------------------------------------------------------------------------------------------------------------------------------|
| 640<br>(200)                | 1186<br>(386)             | D2 <u>What is your main occupation?<br/>(E1 What kind of job are you looking<br/>for?) (F2 What kind of work did<br/>you do when you worked?)</u>                                                                             |
|                             |                           | 12.5 1. Professional, technical and kindred<br>workers                                                                                                                                                                        |
|                             |                           | 8.3 2. Managers, officials and proprietors                                                                                                                                                                                    |
|                             |                           | 3.6 3. Self-employed businessmen                                                                                                                                                                                              |
|                             |                           | 11.8 4. Clerical and sales workers                                                                                                                                                                                            |
|                             |                           | 16.0 5. Craftsmen, foremen, and kindred<br>workers                                                                                                                                                                            |
|                             |                           | 13.8 6. Operatives and kindred workers                                                                                                                                                                                        |
|                             |                           | 12.0 7. Laborers and service workers,<br>farm laborers                                                                                                                                                                        |
|                             |                           | 2.8 a. Farmers and farm managers                                                                                                                                                                                              |
|                             |                           | 2.5 9. Miscellaneous (armed services,<br>protective workers, unemployed last<br>year but looking for work, N.A.)                                                                                                              |
|                             |                           | 16.8 0. Not in labor force at all in 1968,<br>retired (includes students and house-<br>wives who did no work last year and<br>are not working). Permanently dis-<br>abled or not in labor force and did<br>not work last year |
|                             |                           | <hr/> 100.1                                                                                                                                                                                                                   |
| 641<br>(201)                | 1187<br>(387)             | D4 <u>Do you work for someone else,<br/>yourself or what? (1969)</u>                                                                                                                                                          |
|                             |                           | 63.5 1. Someone else                                                                                                                                                                                                          |
|                             |                           | 2.4 2. Both someone and self                                                                                                                                                                                                  |
|                             |                           | 8.8 3. Self only                                                                                                                                                                                                              |
|                             |                           | 0.1 9. N.A.                                                                                                                                                                                                                   |
|                             |                           | 25.2 0. Inap., unemployed, retired,<br>housewife, student                                                                                                                                                                     |
|                             |                           | <hr/> 100.0                                                                                                                                                                                                                   |

| <u>Variable Numbers</u> | <u>Tape Locations</u> | <u>Content</u>                                                                                                       |
|-------------------------|-----------------------|----------------------------------------------------------------------------------------------------------------------|
| 642<br>(202)            | 1188<br>(388)         | D5 How long have you had this job?<br>(1969 question)                                                                |
|                         |                       | 12.9 1. Under 12 months                                                                                              |
|                         |                       | 5.8 2. 1 year, but not more than 19 months                                                                           |
|                         |                       | 12.4 3. 2 - 3 years or 19-42 months                                                                                  |
|                         |                       | 16.5 4. 4 - 9 years                                                                                                  |
|                         |                       | 15.4 5. 10-19 years                                                                                                  |
|                         |                       | 11.0 6. 20 years or more                                                                                             |
|                         |                       | 0.7 9. N.A.                                                                                                          |
|                         |                       | 25.3 0. Inap., unemployed, retired, housewife, student                                                               |
|                         |                       | 100.1                                                                                                                |
| 643<br>(203)            | 1189<br>(389)         | D6 What happened to the job you had before -- did the company fold, were you laid off, or what?<br>(1969 question) * |
|                         |                       | 0.7 1. Company folded, changed hands, moved out of town, employer died, went out of business                         |
|                         |                       | 0.1 2. Strike, lockout                                                                                               |
|                         |                       | 1.4 3. Laid off, fired                                                                                               |
|                         |                       | 7.0 4. Quit, resigned, retired, became pregnant, needed more money, just wanted a change in jobs                     |
|                         |                       | 0.7 5. First full time or permanent job I ever had, wasn't working before this                                       |
|                         |                       | 0.3 6. Was self-employed before                                                                                      |
|                         |                       | 1.4 7. Other -- including drafted into service (or any mention of service)                                           |
|                         |                       | 0.2 a. Job was completed, seasonal work                                                                              |
|                         |                       | 0.4 9. N.A.                                                                                                          |
|                         |                       | 88.0 0. Inap., unemployed, retired, housewife or student                                                             |
|                         |                       | 100.2                                                                                                                |

\* See Variable 651 for those currently unemployed.

| <u>Variable Numbers</u> | <u>Tape Locations</u> | <u>Content</u>                                                                                                                                          |
|-------------------------|-----------------------|---------------------------------------------------------------------------------------------------------------------------------------------------------|
| 644<br>(204)            | 1190<br>(390)         | D7 <u>Does your present job pay more than the one you had before? (1969)</u>                                                                            |
|                         |                       | 7.4 1. Yes                                                                                                                                              |
|                         |                       | 3.8 5. No, less, about the same                                                                                                                         |
|                         |                       | 0.3 9. N.A.                                                                                                                                             |
|                         |                       | <u>88.6</u> 0. Inap., first job, not working now                                                                                                        |
|                         |                       | 100.1                                                                                                                                                   |
| 645<br>(205)            | 1191<br>(391)         | D8 <u>On the whole, would you say your present job is better or worse than the one you had before? (1969)</u>                                           |
|                         |                       | 9.2 1. Better                                                                                                                                           |
|                         |                       | 0.9 3. Same, pro-con                                                                                                                                    |
|                         |                       | 1.2 5. Worse                                                                                                                                            |
|                         |                       | 0.2 9. N.A.                                                                                                                                             |
|                         |                       | <u>88.6</u> 0. Inap., first job, not working now                                                                                                        |
|                         |                       | 100.1                                                                                                                                                   |
| 646<br>(206)            | 1192<br>(392)         | D9 <u>Why is that? (Why present job better or worse than previous job) (1969)</u>                                                                       |
|                         |                       | In order of priority                                                                                                                                    |
|                         |                       | 5.2 1. Better or worse pay                                                                                                                              |
|                         |                       | 1.0 2. More or less steady work, more or less work hours                                                                                                |
|                         |                       | 0.2 3. Better or worse opportunity for advancement, any mention of training program                                                                     |
|                         |                       | 0.4 4. Better or worse pension or social security program; any mention of "fringe benefits", vacations, holidays, seniority, insurance, sick days, etc. |
|                         |                       | 0.7 5. More or less closely related to my field, area, skill, or the type of thing that I like to do                                                    |
|                         |                       | 1.9 6. More or less pleasant working conditions, better or worse work                                                                                   |
|                         |                       | 0.2 7. Better or worse hours service, or any mention of the services                                                                                    |
|                         |                       | 0.6 8. Other                                                                                                                                            |
|                         |                       | 0.3 9. N.A.                                                                                                                                             |
|                         |                       | <u>89.5</u> 0. Inap., unemployed, retired, housewife, student                                                                                           |
|                         |                       | 100.0                                                                                                                                                   |



| <u>Variable Numbers</u> | <u>Tape Locations</u>  | <u>Content</u>                                                                                               |
|-------------------------|------------------------|--------------------------------------------------------------------------------------------------------------|
| 647<br>(207)            | 1193-1195<br>(393-395) | E2 How much might you earn?<br>(expected hourly wage for those<br>looking for work or unemployed)<br>(1969)* |
|                         |                        | Amount per hour                                                                                              |
|                         |                        | 100. \$1.00 per hour                                                                                         |
|                         |                        | 090. \$ .90 per hour                                                                                         |
|                         |                        | 998. \$9.98 or more per hour                                                                                 |
|                         |                        | 999. N.A.                                                                                                    |
|                         |                        | 000. Inap., employed, retired, house-<br>wife, student                                                       |
|                         |                        | * See Variable 682 for code for those<br>currently working or not in the<br>labor force for this variable    |
| 648<br>(208)            | 1196<br>(396)          | E3 Will you have to get any training<br>to qualify?<br>(for those looking for work or<br>unemployed) (1969)* |
|                         |                        | 0.2 1. Yes, and mentions the explicit<br>training needed, or currently is<br>receiving training              |
|                         |                        | 0.1 2. Yes, but does not mention explicit<br>training                                                        |
|                         |                        | 0.0 3. Might, need training                                                                                  |
|                         |                        | 0.7 5. No                                                                                                    |
|                         |                        | 0.1 9. N.A.                                                                                                  |
|                         |                        | 98.9 0. Inap., employed, retired, house-<br>wife, student                                                    |
|                         |                        | 100.0                                                                                                        |

\* See Variable 683 for code for those  
currently working or not in the  
labor force for this variable.

| <u>Variable Numbers</u> | <u>Tape Locations</u> | <u>Content</u>                                                                                                                        |
|-------------------------|-----------------------|---------------------------------------------------------------------------------------------------------------------------------------|
| 649<br>(209)            | 1197<br>(397)         | E4 What have you been doing to find a job? (for those looking for work or unemployed) (1969)*                                         |
|                         | 0.1                   | 1. Vague response, e.g., "been looking into it"                                                                                       |
|                         | 0.7                   | 2. Mentions looking for a job, going to employment office, going to union officer, completed applications                             |
|                         | 0.0]                  | 3. Mentions studying for an exam, going to school, training for a position                                                            |
|                         | 0.3                   | 5. Nothing                                                                                                                            |
|                         | 0.1                   | 9. N.A.                                                                                                                               |
|                         | 98.9                  | 0. Inap., employed, retired, housewife, student                                                                                       |
|                         | 100.0                 |                                                                                                                                       |
|                         |                       | * See Variable 684 for code for those currently working or not in the labor force on this variable.                                   |
| 650<br>(210)            | 1198<br>(398)         | E5 How many places have you been to in the last few weeks to find out about a job? (for those looking for work or unemployed) (1969)* |
|                         | 0.1                   | 1. 1 place                                                                                                                            |
|                         | 0.1                   | 2. 2 places                                                                                                                           |
|                         | 0.1                   | 3. 3 places                                                                                                                           |
|                         | 0.0                   | 4. 4 places                                                                                                                           |
|                         | 0.3                   | 5. 5 or more places                                                                                                                   |
|                         | 0.1                   | 9. N.A.                                                                                                                               |
|                         | 99.3                  | 0. None, Inap., employed, retired housewife, student                                                                                  |
|                         | 100.0                 |                                                                                                                                       |
|                         |                       | * See Variable 685 for code for those currently working or not in the labor force on this variable.                                   |

| <u>Variable Numbers</u> | <u>Tape Locations</u> | <u>Content</u>                                                                                                                                    |
|-------------------------|-----------------------|---------------------------------------------------------------------------------------------------------------------------------------------------|
| 651<br>(211)            | 1199<br>(399)         | E6 What happened to the job you had before -- did the company fold, were you laid-off, or what? (for those looking for work or unemployed) (1969) |
|                         | 0.1                   | 1. Company folded, changed hands, moved out of town, employer died, went out of business                                                          |
|                         | 0.0                   | 2. Strike, lockout                                                                                                                                |
|                         | 0.3                   | 3. Laid off, fired                                                                                                                                |
|                         | 0.4                   | 4. Quit, resigned, retired, became pregnant, just wanted to change jobs                                                                           |
|                         | 0.1                   | 5. Wasn't working before this                                                                                                                     |
|                         | 0.0                   | 6. Was self-employed before                                                                                                                       |
|                         | 0.0                   | 7. Other - including drafted into service (or any mention of service)                                                                             |
|                         | 0.1                   | 8. Job was completed, seasonal work                                                                                                               |
|                         | 0.0                   | 9. N.A.                                                                                                                                           |
|                         | 98.9                  | 0. Inap., employed, retired, housewife, student                                                                                                   |
|                         | <u>99.9</u>           |                                                                                                                                                   |
|                         |                       | * See Variable 643 for code for those currently working or not in the labor force on this variable.                                               |
| 652<br>(212)            | 1200<br>(400)         | D10 Did you take any vacation during 1968? (1969 question)                                                                                        |
|                         | 52.5                  | 1. Yes                                                                                                                                            |
|                         | 21.8                  | 5. No                                                                                                                                             |
|                         | 0.3                   | 9. N.A.                                                                                                                                           |
|                         | 25.4                  | 0. Inap., unemployed, retired, housewife, student                                                                                                 |
|                         | <u>100.0</u>          |                                                                                                                                                   |

| <u>Variable Numbers</u> | <u>Tape Locations</u> | <u>Content</u>                                                                                                                    |
|-------------------------|-----------------------|-----------------------------------------------------------------------------------------------------------------------------------|
| 653<br>(213)            | 1201<br>(401)         | D11 How much vacation did you take?<br>(1969 question)                                                                            |
|                         |                       | 12.0 1. 1-5 days                                                                                                                  |
|                         |                       | 19.8 2. 6-10 days                                                                                                                 |
|                         |                       | 9.7 3. 11-15 days                                                                                                                 |
|                         |                       | 10.8 4. 16 or more days                                                                                                           |
|                         |                       | 0.2 9. N.A.                                                                                                                       |
|                         |                       | 47.4 0. None, Inap., unemployed, retired,<br>housewife, student                                                                   |
|                         |                       | <hr/> 99.9                                                                                                                        |
| 654<br>(214)            | 1202<br>(402)         | D12 Did you miss any work in 1968<br>because you were sick, or because<br>someone else in the family was<br>sick? (1969 question) |
|                         |                       | 34.7 1. Yes                                                                                                                       |
|                         |                       | 39.6 5. No                                                                                                                        |
|                         |                       | 0.4 9. N.A.                                                                                                                       |
|                         |                       | 25.3 0. Inap., unemployed, retired,<br>housewife, student                                                                         |
|                         |                       | <hr/> 100.0                                                                                                                       |
| 655<br>(215)            | 1203<br>(403)         | D13 How much work did you miss?<br>(from illness) (1969 question)*                                                                |
|                         |                       | 20.9 1. 1-5 days                                                                                                                  |
|                         |                       | 5.7 2. 6-10 days                                                                                                                  |
|                         |                       | 1.9 3. 11-15 days                                                                                                                 |
|                         |                       | 6.3 4. 16 or more days                                                                                                            |
|                         |                       | 0.2 9. N.A.                                                                                                                       |
|                         |                       | 65.1 0. None, Inap., retired, housewife<br>student                                                                                |
|                         |                       | <hr/> 100.1                                                                                                                       |
|                         |                       | * See Variable 672 for code for those<br>currently unemployed.                                                                    |
| 656<br>(216)            | 1204<br>(404)         | D14 Did you miss any work in 1968<br>because you were unemployed or<br>on strike? (1969 question)                                 |
|                         |                       | 9.7 1. Yes                                                                                                                        |
|                         |                       | 64.6 5. No                                                                                                                        |
|                         |                       | 0.4 9. N.A.                                                                                                                       |
|                         |                       | 25.3 0. Inap., retired, housewife or<br>student                                                                                   |
|                         |                       | <hr/> 100.0                                                                                                                       |

| <u>Variable<br/>Numbers</u> | <u>Tape<br/>Locations</u> | <u>Content</u>                                                                                 |
|-----------------------------|---------------------------|------------------------------------------------------------------------------------------------|
| 657<br>(217)                | 1205<br>(405)             | D15 How much work did you miss?<br>(from unemployment) (1969<br>question)*                     |
|                             |                           | 1.3 1. 1-5 days                                                                                |
|                             |                           | 1.3 2. 6-10 days                                                                               |
|                             |                           | 0.7 3. 11-15 days                                                                              |
|                             |                           | 6.1 4. 16 or more days                                                                         |
|                             |                           | 0.3 9. N.A.                                                                                    |
|                             |                           | 90.2 0. None, Inap., retired, housewife,<br>student                                            |
|                             |                           | 99.9                                                                                           |
|                             |                           | * See Variable 672 for some inform-<br>ation on those currently unemployed.                    |
| 658<br>(218)                | 1206<br>(406)             | D16 Then, how many weeks did you<br>actually work on your main job<br>in 1968? (1969 question) |
|                             |                           | <u>E7, F3 How many weeks did you<br/>work in 1968?</u>                                         |
|                             |                           | 3.1 1. 1-13 weeks                                                                              |
|                             |                           | 4.2 2. 14-26 weeks                                                                             |
|                             |                           | 5.9 3. 27-39 weeks                                                                             |
|                             |                           | 13.8 4. 40-47 weeks                                                                            |
|                             |                           | 20.0 5. 48-49 weeks                                                                            |
|                             |                           | 24.5 6. 50-51 weeks                                                                            |
|                             |                           | 9.9 7. 52 weeks                                                                                |
|                             |                           | 1.6 9. N.A.                                                                                    |
|                             |                           | 17.0 0. None - did not work at all in<br>1968                                                  |
|                             |                           | 100.0                                                                                          |

| <u>Variable<br/>Numbers</u> | <u>Tape<br/>Locations</u> | <u>Content</u>                                                                                                                                                                                                                                                                                           |
|-----------------------------|---------------------------|----------------------------------------------------------------------------------------------------------------------------------------------------------------------------------------------------------------------------------------------------------------------------------------------------------|
| 659<br>(219)                | 1207<br>(407)             | <p>D17 <u>And, on the average, how many hours a week did you work on your main job last year?</u></p> <p>E8 <u>About how many hours a week did you work when you worked?</u></p> <p>F4 <u>About how many hours a week did you work (when you worked)? (1969 questions)</u></p>                           |
|                             |                           | <p>2.7 1. 1-19 hours</p> <p>5.1 2. 20-34 hours</p> <p>4.3 3. 35-39 hours</p> <p>31.2 4. 40 hours</p> <p>12.4 5. 41-47 hours</p> <p>4.1 6. 48 hours</p> <p>11.4 7. 49-59 hours</p> <p>9.0 8. 60 or more hours</p> <p>2.9 9. N.A.</p> <p>17.0 0. None - did not work at all in 1968</p> <hr/> <p>100.1</p> |
| 660<br>(220)                | 1208<br>(408)             | <p>D20 <u>Did you have any extra jobs or other ways of making money in addition to your main job in 1968? (1969 question)</u></p>                                                                                                                                                                        |
|                             |                           | <p>15.5 1. Yes</p> <p>58.9 5. No</p> <p>0.2 9. N.A.</p> <p>25.4 0. Inap., unemployed, retired, housewife, student</p> <hr/> <p>100.0</p>                                                                                                                                                                 |

| <u>Variable Numbers</u> | <u>Tape Locations</u> | <u>Content</u>                                                                                         |
|-------------------------|-----------------------|--------------------------------------------------------------------------------------------------------|
| 661<br>(221)            | 1209<br>(409)         | D21 What did you do? (Occupation second job) (1969 question)                                           |
|                         |                       | 2.6 1. Professional and technical workers                                                              |
|                         |                       | 0.8 2. Managers and officials                                                                          |
|                         |                       | 0.5 3. Self-employed businessmen                                                                       |
|                         |                       | 2.1 4. Clerical and sales workers                                                                      |
|                         |                       | 2.6 5. Craftsmen and foremen                                                                           |
|                         |                       | 1.8 6. Operatives                                                                                      |
|                         |                       | 2.9 7. Unskilled laborers and service workers                                                          |
|                         |                       | 1.2 8. Farmers and farm managers                                                                       |
|                         |                       | 1.1 9. Miscellaneous and N.A.                                                                          |
|                         |                       | 84.5 0. Inap., no second job, unemployed, retired, housewife, student                                  |
|                         |                       | <hr/> 100.1                                                                                            |
| 662<br>(222)            | 1210<br>(410)         | D22 Anything else? (whether had a third job) (1969 question)                                           |
|                         |                       | 2.2 1. Yes                                                                                             |
|                         |                       | 11.6 5. No                                                                                             |
|                         |                       | 1.6 9. N.A.                                                                                            |
|                         |                       | 84.6 0. Inap., no second job, unemployed, retired, housewife, student                                  |
|                         |                       | <hr/> 100.0                                                                                            |
| 663<br>(223)            | 1211<br>(411)         | D23 About how much did you make per hour at this? (Wage rate on second and third jobs) (1969 question) |
|                         |                       | Amount per hour                                                                                        |
|                         |                       | 125. \$1.25 per hour                                                                                   |
|                         |                       | 075. \$ .75 per hour                                                                                   |
|                         |                       | 998. \$9.98 per hour or more                                                                           |
|                         |                       | 999. N.A.                                                                                              |
|                         |                       | 000. Inap., no second job, unemployed, retired, housewife, student                                     |

| <u>Variable<br/>Numbers</u> | <u>Tape<br/>Locations</u> | <u>Content</u>                                                                                                                                       |
|-----------------------------|---------------------------|------------------------------------------------------------------------------------------------------------------------------------------------------|
| 664<br>(224)                | 1214<br>(414)             | D24 And how many weeks did you work<br>on this extra job in 1968?<br>(1969 question)                                                                 |
|                             |                           | 5.6 1. 1-13 weeks                                                                                                                                    |
|                             |                           | 2.0 2. 14-26 weeks                                                                                                                                   |
|                             |                           | 1.1 3. 27-39 weeks                                                                                                                                   |
|                             |                           | 0.7 4. 40-47 weeks                                                                                                                                   |
|                             |                           | 0.4 5. 48-49 weeks                                                                                                                                   |
|                             |                           | 0.7 6. 50-51 weeks                                                                                                                                   |
|                             |                           | 2.1 7. 52                                                                                                                                            |
|                             |                           | 3.0 9. N.A.                                                                                                                                          |
|                             |                           | 84.5 0. Inap., no second job, unemployed,<br>retired, housewife, student                                                                             |
|                             |                           | <hr/> 100.1                                                                                                                                          |
| 665<br>(225)                | 1215<br>(415)             | D25 On the average, how many hours<br>a week did you work on your<br>extra job(s)? (1969 question)                                                   |
|                             |                           | 7.4 1. 1-19 hours                                                                                                                                    |
|                             |                           | 2.8 2. 20-34 hours                                                                                                                                   |
|                             |                           | 0.6 3. 35-39 hours                                                                                                                                   |
|                             |                           | 0.8 4. 40 hours                                                                                                                                      |
|                             |                           | 0.4 5. 41-47 hours                                                                                                                                   |
|                             |                           | 0.1 6. 48 hours                                                                                                                                      |
|                             |                           | 0.1 7. 49-59 hours                                                                                                                                   |
|                             |                           | 0.3 8. 60 or more                                                                                                                                    |
|                             |                           | 2.9 9. N.A.                                                                                                                                          |
|                             |                           | 84.5 0. Inap., no second job, unemployed,<br>retired, housewife, student                                                                             |
|                             |                           | <hr/> 99.9                                                                                                                                           |
| 666<br>(226)                | 1216<br>(416)             | D26 Was there more work available on<br>(your job) (any of your jobs) so<br>that you could have worked more<br>if you had wanted to? (1969 question) |
|                             |                           | 27.7 1. Yes                                                                                                                                          |
|                             |                           | 46.1 5. No or D.K.                                                                                                                                   |
|                             |                           | 0.8 9. N.A.                                                                                                                                          |
|                             |                           | 25.4 0. Inap., unemployed, retired, house-<br>wife, student                                                                                          |
|                             |                           | <hr/> 100.0                                                                                                                                          |



| <u>Variable Numbers</u> | <u>Tape Locations</u> | <u>Content</u>                                                                                                                                                                                                                                                                |
|-------------------------|-----------------------|-------------------------------------------------------------------------------------------------------------------------------------------------------------------------------------------------------------------------------------------------------------------------------|
| 667<br>(227)            | 1217<br>(417)         | D27 How much would you have made per hour at this work? (1969 question)<br><hr/> Amount per hour<br>100. \$1.00 per hour<br>095. \$ .95 per hour<br>998. \$9.98 and more per hour<br>999. N.A.<br>000. Inap., no more work available, unemployed, retired, housewife, student |
| 668<br>(228)            | 1220<br>(420)         | D28 Would you have liked to work more if you could have found more work? (1969 question)<br><hr/> 14.1 1. Yes<br>30.4 2. No<br>2.3 9. N.A.<br>53.3 0. Inap., more work available, "Yes" to D26, unemployed, retired, housewife, student<br><hr/> 100.1                        |
| 669<br>(229)            | 1221<br>(421)         | D29 Could you have worked less if you had wanted to? (1969 question)<br><hr/> 27.8 1. Yes<br>29.7 5. No<br>0.7 9. N.A.<br>41.8 0. Inap., would have liked more work, unemployed, retired, housewife, student<br><hr/> 100.0                                                   |
| 670<br>(230)            | 1222<br>(422)         | D30 Would you have preferred to work less even if you had earned less money? (1969 question)<br><hr/> 4.4 1. Yes<br>0.1 2. Pro-con<br>24.1 5. No<br>1.7 9, N.A.<br>69.7 0. Inap., could have worked less, "Yes" to D29, unemployed, housewife, student<br><hr/> 100.0         |

| <u>Variable Numbers</u> | <u>Tape Locations</u> | <u>Content</u>                                                                                                                         |
|-------------------------|-----------------------|----------------------------------------------------------------------------------------------------------------------------------------|
| 671<br>(231)            | 1223<br>(423)         | E9 How many weeks were you sick in 1968? (for those currently unemployed or looking for work) (1969 question)*                         |
|                         |                       | 0.1 1. 1-5 days                                                                                                                        |
|                         |                       | 0.1 2. 6-10 days                                                                                                                       |
|                         |                       | 0.0 3. 11-15 days                                                                                                                      |
|                         |                       | 0.3 4. 16 or more days                                                                                                                 |
|                         |                       | 0.0 9. N.A.                                                                                                                            |
|                         |                       | 99.5 0. None, Inap., employed, retired, housewife, student                                                                             |
|                         |                       | <hr/> 100.0                                                                                                                            |
|                         |                       | * See Variable 655 for code for those currently employed.                                                                              |
| 672<br>(232)            | 1224<br>(424)         | E10 Then, how many weeks were you unemployed or laid off in 1968? (for those currently unemployed or looking for work)(1969 question)* |
|                         |                       | 0.0 1. 1-5 days                                                                                                                        |
|                         |                       | 0.0 2. 6-10 days                                                                                                                       |
|                         |                       | 0.0 3. 11-15 days                                                                                                                      |
|                         |                       | 0.7 4. 16 or more days                                                                                                                 |
|                         |                       | 0.1 9. N.A.                                                                                                                            |
|                         |                       | 99.2 0. None, Inap., employed, retired, housewife, student                                                                             |
|                         |                       | <hr/> 100.0                                                                                                                            |
|                         |                       | * See Variable 657 for code for those currently employed.                                                                              |
| 673<br>(233)            | 1225<br>(425)         | E13 Did you drive to work, use public transportation, walk, or what? (1969 questions)                                                  |
|                         |                       | 58.1 1. Drive                                                                                                                          |
|                         |                       | 5.1 2. Public transportation                                                                                                           |
|                         |                       | 4.5 3. Walk                                                                                                                            |
|                         |                       | 5.0 7. Other                                                                                                                           |
|                         |                       | 1.2 9. N.A.                                                                                                                            |
|                         |                       | 26.0 0. Inap., unemployed and did not work in 1968, retired, housewife, student                                                        |
|                         |                       | <hr/> 99.9                                                                                                                             |

| <u>Variable<br/>Numbers</u> | <u>Tape<br/>Locations</u> | <u>Content</u>                                                                                                                                                                     |
|-----------------------------|---------------------------|------------------------------------------------------------------------------------------------------------------------------------------------------------------------------------|
| 674<br>(234)                | 1226<br>(426)             | D33, E14 About how many miles was<br>it to where you work(ed)?<br><u>(One way) (1969 questions)</u>                                                                                |
|                             |                           | 00. Did not drive, did not work<br>01. One mile or less<br>02. Two<br>98. 98 or more miles<br>99. N.A.                                                                             |
| 675<br>(235)                | 1228<br>(428)             | <u>D34 Do you have to pay for parking?</u><br><br><u>E15 Did you pay for parking?</u><br>(1969 questions)                                                                          |
|                             |                           | 3.7 1. Yes<br>53.5 5. No<br>1.0 9. N.A.<br>41.9 0. Inap., does not drive, unemployed<br>and did not work in 1968; retired<br>housewife, student                                    |
|                             |                           | <hr/> 100.1                                                                                                                                                                        |
| 676<br>(236)                | 1229<br>(429)             | D39 Are there times when you are late<br>getting to work?<br><hr/> E20 When you were working, were there<br>times when you were late getting<br>to work? (1969 questions)<br><hr/> |
|                             |                           | 16.2 1. Yes<br>58.1 5. No<br>0.7 9. N.A.<br>25.0 0. Inap., unemployed and did not<br>work in 1968, self-employed,<br>retired, housewife, student                                   |
|                             |                           | <hr/> 100.0                                                                                                                                                                        |

| <u>Variable<br/>Numbers</u> | <u>Tape<br/>Locations</u> | <u>Content</u>                                                                                           |
|-----------------------------|---------------------------|----------------------------------------------------------------------------------------------------------|
| 677<br>(237)                | 1230<br>(430)             | D40, E21 About how often did that happen? (1969 question)                                                |
|                             | 4.6                       | 1. Frequently, once a week or more often                                                                 |
|                             | 3.3                       | 2. 1-3 times a month, fairly often                                                                       |
|                             | 3.5                       | 3. Once in a while, a few times a year, not very often                                                   |
|                             | 3.4                       | 4. Rarely, 1-3 times a year                                                                              |
|                             | 1.4                       | 9. N.A.                                                                                                  |
|                             | 83.8                      | 0. Inap., never late to work, un-employed and did not work in 1968, retired, housewife, student          |
|                             | <hr/>                     |                                                                                                          |
|                             | 100.0                     |                                                                                                          |
| 678<br>(238)                | 1231<br>(431)             | D41 Are there times when you don't go to work at all, even though you are not sick?                      |
|                             |                           | E22 Were there times when you didn't get to work at all, even though you were not sick? (1969 questions) |
|                             | 8.6                       | 1. Yes                                                                                                   |
|                             | 66.5                      | 5. No                                                                                                    |
|                             | 0.6                       | 9. N.A.                                                                                                  |
|                             | 24.4                      | 0. Inap., did not work in 1968, retired, housewife, student                                              |
|                             | <hr/>                     |                                                                                                          |
|                             | 100.1                     |                                                                                                          |
| 679<br>(239)                | 1232<br>(432)             | D42 How often does that happen?                                                                          |
|                             |                           | E23 How often did that happen? (1969 questions)                                                          |
|                             | 0.6                       | 1. Frequently, once a week or more often                                                                 |
|                             | 1.5                       | 2. 1-3 times a month, fairly often                                                                       |
|                             | 2.1                       | 3. Once in a while, a few times a year, not very often, seldom                                           |
|                             | 3.0                       | 4. Rarely, 1-3 times a year                                                                              |
|                             | 1.3                       | 9. N.A.                                                                                                  |
|                             | 91.4                      | 0. Inap., never miss work, retired, housewife, student                                                   |
|                             | <hr/>                     |                                                                                                          |
|                             | 99.9                      |                                                                                                          |

| <u>Variable<br/>Numbers</u> | <u>Tape<br/>Locations</u> | <u>Content</u>                                                                                                             |
|-----------------------------|---------------------------|----------------------------------------------------------------------------------------------------------------------------|
| 680<br>(240)                | 1233<br>(433)             | D43 Have you been thinking about getting a new job, or will you keep the job you have now?<br>(1969 question)              |
|                             | 11.4                      | 1. Thinking about getting a new job                                                                                        |
|                             | 62.9                      | 5. Keep job now have                                                                                                       |
|                             | 0.4                       | 9. N.A.                                                                                                                    |
|                             | 25.3                      | 0. Inap., unemployed, retired, housewife, student                                                                          |
|                             | <hr/> 100.0               |                                                                                                                            |
| 681<br>(241)                | 1234<br>(434)             | D44, F6 What kind of job do you have in mind? 1969 questions) *                                                            |
|                             | 9.2                       | 1. Mentions some explicit job or type or work, e.g., machinist, computer programmer, secretarial work, management position |
|                             | 0.4                       | 2. Self-employment with mention of explicit type of work, or field, or area                                                |
|                             | 2.0                       | 3. Mentions broad type of work, e.g. hospital work, job at the factory or school                                           |
|                             | 0.1                       | 4. Self-employment with no mention of any explicit type of work                                                            |
|                             | 1.3                       | 5. Does not mention any particular kind of work, mentions company name(s)                                                  |
|                             | 1.0                       | 9. N.A.                                                                                                                    |
|                             | 85.9                      | 0. Inap., no plans to change jobs (currently employed) or no plans to start working (retired, housewife, student)          |
|                             | <hr/> 99.9                |                                                                                                                            |

\* See Variable 640 for code for the unemployed on this variable.

| <u>Variable<br/>Numbers</u> | <u>Tape<br/>Locations</u> | <u>Content</u>                                                                                                                                                                                                                                                                                                                                                                                                                                                                  |
|-----------------------------|---------------------------|---------------------------------------------------------------------------------------------------------------------------------------------------------------------------------------------------------------------------------------------------------------------------------------------------------------------------------------------------------------------------------------------------------------------------------------------------------------------------------|
| 682<br>(242)                | 1235<br>(435)             | D45, F7 How much might you earn?<br><u>(1969 questions)*</u><br><br>Amount per hour<br>100. \$1.00 per hour<br>090. \$ .90 per hour<br>998. \$9.98 or more per hour<br>999. N.A.<br>000. Inap., has no plans to change<br>jobs (currently employed), or<br>no plans to start working<br>(retired, housewife, student).<br><br>* See Variable 647 for code for the<br>unemployed on this variable.                                                                               |
| 683<br>(243)                | 1238<br>(438)             | D46, F8 Would you have to get<br>additional training to qualify?<br><u>(1969 questions)*</u><br><br>2.1 1. Yes, and mentions the explicit<br>training needed, or currently<br>is receiving training<br>2.1 2. Yes, but does not mention<br>explicit training<br>0.6 3. Might, may be helpful<br>7.8 5. No<br>0.7 9. N.A.<br>86.7 0. Inap., has no plans to change<br>jobs (currently employed), or<br>no plans to start working<br>(retired, housewife, student)<br><hr/> 100.0 |

\* See Variable 648 for code for the  
unemployed on this variable.

| <u>Variable<br/>Numbers</u> | <u>Tape<br/>Locations</u> | <u>Content</u>                                                                                                     |
|-----------------------------|---------------------------|--------------------------------------------------------------------------------------------------------------------|
| 684<br>(244)                | 1239<br>(439)             | D47-D48 Have you been doing anything<br>in particular about it? What<br>have you done?<br><hr/>                    |
|                             |                           | F9 What have you been doing to find<br>a job? (1969 questions)*<br><hr/>                                           |
|                             | 2.9                       | 1. Mentions studying for an exam,<br>going to school, training for a<br>position                                   |
|                             | 3.0                       | 2. Mentions looking for a job, going<br>to employment office, going to<br>union officer, completed<br>applications |
|                             | 2.2                       | 3. Vague response, e.g., "been look-<br>ing into it"                                                               |
|                             | 4.6                       | 5. Nothing                                                                                                         |
|                             | 0.4                       | 9. N.A.                                                                                                            |
|                             | 86.8                      | 0. Inap., "No" to QF5, no work in<br>mind                                                                          |
|                             | <hr/>                     |                                                                                                                    |
|                             | 99.9                      |                                                                                                                    |
|                             |                           | * See Variable 649 for code for un-<br>employed on this variable.                                                  |
| 685<br>(245)                | 1240<br>(440)             | F10 How many places have you been<br>to in the last few weeks to<br>find out about a job? (1969)*<br><hr/>         |
|                             | 0.1                       | 1. 1 place                                                                                                         |
|                             | 0.1                       | 2. 2 places                                                                                                        |
|                             | 0.1                       | 3. 3 places                                                                                                        |
|                             | 0.0                       | 4. 4 places                                                                                                        |
|                             | 0.1                       | 5. 5 or more places                                                                                                |
|                             | 0.4                       | 9. N.A.                                                                                                            |
|                             | 99.1                      | 0. None, Inap., not thinking about<br>going to work in future                                                      |
|                             | <hr/>                     |                                                                                                                    |
|                             | 99.9                      |                                                                                                                    |
|                             |                           | * See Variable 650 for code for un-<br>employed on this variable.                                                  |

| <u>Variable Numbers</u> | <u>Tape Locations</u>  | <u>Content</u>                                                                                            |
|-------------------------|------------------------|-----------------------------------------------------------------------------------------------------------|
| 686<br>(246)            | 1241<br>(441)          | F11, E24 Are there jobs around here that just aren't worth taking (1969)                                  |
|                         |                        | 1.6 1. Yes                                                                                                |
|                         |                        | 0.8 5. No                                                                                                 |
|                         |                        | 0.6 9. N.A.                                                                                               |
|                         |                        | 96.8 0. Inap., currently employed, retired, housewife, student, and not thinking of returning to work     |
|                         |                        | <u>99.8</u>                                                                                               |
| 687<br>(247)            | 1242-1244<br>(442-444) | F12, E25 How much do they (jobs not worth taking) pay? (1969 question)                                    |
|                         |                        | Amount per hour                                                                                           |
|                         |                        | 100. \$1.00 per hour                                                                                      |
|                         |                        | 090. \$ .90 per hour                                                                                      |
|                         |                        | 998. \$9.98 or more per hour                                                                              |
|                         |                        | 999. N.A.                                                                                                 |
|                         |                        | 000. Inap., no jobs around not worth taking, currently working                                            |
| 688<br>(248)            | 1245<br>(445)          | D49 Would you be willing to move to another community if you could earn more money there?                 |
|                         |                        | E26 Would you be willing to move to another community if you could get a good job there? (1969 questions) |
|                         |                        | 36.7 1. Yes                                                                                               |
|                         |                        | 38.4 5. No                                                                                                |
|                         |                        | 0.5 9. N.A.                                                                                               |
|                         |                        | <u>24.3</u> 0. Inap., retired, housewife, student                                                         |
|                         |                        | 99.9                                                                                                      |
| 689<br>(249)            | 1246<br>(446)          | D50, E27 How much would a job have to pay for you to be willing to move? (1969 question)                  |
|                         |                        | Amount per hour                                                                                           |
|                         |                        | 100. \$1.00 per hour                                                                                      |
|                         |                        | 090. \$ .90 per hour                                                                                      |
|                         |                        | 998. \$9.98 per hour                                                                                      |
|                         |                        | 999. N.A.                                                                                                 |
|                         |                        | 000. Inap., not willing to move, retired, housewife, student.                                             |



| <u>Variable Numbers</u> | <u>Tape Locations</u> | <u>Content</u>                                                                                               |
|-------------------------|-----------------------|--------------------------------------------------------------------------------------------------------------|
| 690<br>(250)            | 1249<br>(449)         | <u>D51, E28 Why is that?</u>                                                                                 |
|                         | 4.3                   | 1. Too old to move, health reasons                                                                           |
|                         | 5.8                   | 2. Financially unable to move anywhere                                                                       |
|                         | 21.5                  | 3. Mentions ties to neighborhood, neighbors, community or non-monetary advantages of present residence       |
|                         | 0.4                   | 4. Tired of moving, just moved recently                                                                      |
|                         | 4.4                   | 5. Other                                                                                                     |
|                         | 2.1                   | 9. N.A.                                                                                                      |
|                         | 61.4                  | 0. Inap., would move, retired, housewife, student                                                            |
|                         | <hr/>                 |                                                                                                              |
|                         | 99.9                  |                                                                                                              |
| 691<br>(251)            | 1250<br>(450)         | D52 Tell me about your main job --<br>how much choice do you have<br><u>about the way you do the work?</u>   |
|                         |                       | E29 Tell me about your last job --<br>how much choice did you have<br><u>about the way you did the work?</u> |
|                         | 47.2                  | 1. Had a lot of choice                                                                                       |
|                         | 9.1                   | 2. Had some choice                                                                                           |
|                         | 1.4                   | 3. Pro-con, not the type of choices I wanted                                                                 |
|                         | 4.6                   | 4. Had little choice                                                                                         |
|                         | 11.1                  | 5. Had no choice                                                                                             |
|                         | 0.2                   | 7. Other                                                                                                     |
|                         | 2.0                   | 9. N.A.                                                                                                      |
|                         | 24.4                  | 0. Inap., unemployed and never worked, retired, housewife, student                                           |
|                         | <hr/>                 |                                                                                                              |
|                         | 100.0                 |                                                                                                              |

| <u>Variable Numbers</u> | <u>Tape Locations</u> | <u>Content</u>                                                                                                           |
|-------------------------|-----------------------|--------------------------------------------------------------------------------------------------------------------------|
| 692<br>(252)            | 1251<br>(451)         | D53, E30 <u>Would you like more of a chance to make decisions on your job, or do you like it the way it is, or what?</u> |
|                         | 13.7                  | 1. More chance to make decisions                                                                                         |
|                         | 0.7                   | 3. Pro-con, don't care - tired of job, other                                                                             |
|                         | 58.6                  | 5. Like it the way it is                                                                                                 |
|                         | 2.6                   | 9. N.A.                                                                                                                  |
|                         | 24.4                  | 0. Inap., unemployed and never worked, retired, housewife, student                                                       |
|                         | <u>100.0</u>          |                                                                                                                          |
| 693<br>(253)            | 1252<br>(452)         | F14 <u>Are you thinking about going to work sometime in the future?</u>                                                  |
|                         | 0.8                   | 1. Yes, depends                                                                                                          |
|                         | 0.4                   | 5. No                                                                                                                    |
|                         | 0.9                   | 9. N.A.                                                                                                                  |
|                         | 98.0                  | 0. Inap., Head is not unmarried woman under 50 who is currently a housewife                                              |
|                         | <u>100.1</u>          |                                                                                                                          |
| 694<br>(254)            | 1253<br>(453)         | F15 <u>What does this depend on?</u>                                                                                     |
|                         | 0.2                   | 1. Family situation (marriage, births, children get older)                                                               |
|                         | 0.1                   | 2. Complete education, training                                                                                          |
|                         | 0.1                   | 3. Vague response, or whenever I feel like it                                                                            |
|                         | 0.0                   | 4. Attractive offer "appears", when better jobs are available                                                            |
|                         | 0.2                   | 5. Other                                                                                                                 |
|                         | 0.5                   | 9. N.A.                                                                                                                  |
|                         | 98.8                  | 0. Inap., not thinking of going to work, head is not unmarried woman under 50 who is currently a housewife,              |
|                         | <u>99.9</u>           |                                                                                                                          |

| <u>Variable<br/>Numbers</u> | <u>Tape<br/>Locations</u> | <u>Content</u>                                                                                                                                  |
|-----------------------------|---------------------------|-------------------------------------------------------------------------------------------------------------------------------------------------|
| 695<br>(255)                | 1254<br>(454)             | H2 What were your total (1968)<br>receipts from farming (1969<br>question)                                                                      |
|                             |                           | 0.1 1. \$0-499                                                                                                                                  |
|                             |                           | 0.1 2. \$500-999                                                                                                                                |
|                             |                           | 0.2 3. \$1000-1999                                                                                                                              |
|                             |                           | 0.2 4. \$2000-2999                                                                                                                              |
|                             |                           | 0.3 5. \$3000-4999                                                                                                                              |
|                             |                           | 0.3 6. \$5000-7499                                                                                                                              |
|                             |                           | 0.2 7. \$7500-9999                                                                                                                              |
|                             |                           | 1.4 8. \$10,000 or more                                                                                                                         |
|                             |                           | 0.3 9. N.A.                                                                                                                                     |
|                             |                           | 96.8 0. Inap., not a farmer                                                                                                                     |
|                             |                           | <hr/> 99.9                                                                                                                                      |
| 696<br>(256)                | 1255<br>(455)             | H5 Did you (R and Family) own a<br>business at any time in 1968, or<br>have a financial interest in any<br>business enterprise? (1969 question) |
|                             |                           | 8.9 1. Yes                                                                                                                                      |
|                             |                           | 90.6 5. No                                                                                                                                      |
|                             |                           | 0.6 9. N.A.                                                                                                                                     |
|                             |                           | <hr/> 100.1                                                                                                                                     |
| 697<br>(257)                | 1256<br>(456)             | H6 Is it a corporation or an un-<br>incorporated business, or do you<br>have interest in both kinds?<br>(1969 question)                         |
|                             |                           | 2.2 1. Corporation                                                                                                                              |
|                             |                           | 6.4 2. Unincorporated                                                                                                                           |
|                             |                           | 0.1 3. Both                                                                                                                                     |
|                             |                           | 0.1 9. N.A.                                                                                                                                     |
|                             |                           | 91.1 0. Inap., do not own business                                                                                                              |
|                             |                           | <hr/> 99.9                                                                                                                                      |

| <u>Variable<br/>Numbers</u> | <u>Tape<br/>Locations</u> | <u>Content</u>                                                                                                 |
|-----------------------------|---------------------------|----------------------------------------------------------------------------------------------------------------|
| 698<br>(258)                | 1257<br>(457)             | H7 How much was your (Family's) share of the total income from the business in 1968? (1969 question)           |
|                             |                           | 0.6 1. Less than \$500, including negative amounts                                                             |
|                             |                           | 0.3 2. \$500-999                                                                                               |
|                             |                           | 0.8 3. \$1000-1999                                                                                             |
|                             |                           | 0.6 4. \$2000-2999                                                                                             |
|                             |                           | 0.7 5. \$3000-4999                                                                                             |
|                             |                           | 0.9 6. \$5000-7499                                                                                             |
|                             |                           | 0.7 7. \$7500-9999                                                                                             |
|                             |                           | 1.6 8. \$10,000 or more                                                                                        |
|                             |                           | 1.5 9. N.A.                                                                                                    |
|                             |                           | 92.3 0. Inap., did not own a business in 1968                                                                  |
|                             |                           | <u>100.0</u>                                                                                                   |
| 699<br>(259)                | 1258<br>(458)             | H8 How much did you (Head) receive from wages and salaries in 1968? (1969 question)                            |
|                             |                           | 24.8 0. None, Inap.                                                                                            |
|                             |                           | 3.0 1. \$1-499                                                                                                 |
|                             |                           | 2.2 2. \$500-999                                                                                               |
|                             |                           | 5.0 3. \$1000-1999                                                                                             |
|                             |                           | 3.9 4. \$2000-2999                                                                                             |
|                             |                           | 10.7 5. \$3000-4999                                                                                            |
|                             |                           | 18.6 6. \$5000-7499                                                                                            |
|                             |                           | 13.1 7. \$7500-9999                                                                                            |
|                             |                           | 17.2 8. \$10,000 or more                                                                                       |
|                             |                           | 1.4 9. N.A., D.K.                                                                                              |
|                             |                           | <u>99.9</u>                                                                                                    |
| 700<br>(260)                | 1259<br>(459)             | H9 In addition to this, did you have any income (1968) from bonuses, overtime, or commissions? (1969 question) |
|                             |                           | 7.7 1. Yes                                                                                                     |
|                             |                           | 89.4 5. No                                                                                                     |
|                             |                           | 2.9 9. N.A.                                                                                                    |
|                             |                           | <u>100.0</u>                                                                                                   |

| <u>Variable<br/>Numbers</u> | <u>Tape<br/>Locations</u> | <u>Content</u>                                                                                          |
|-----------------------------|---------------------------|---------------------------------------------------------------------------------------------------------|
| 701<br>(261)                | 1260<br>(460)             | Hlla 1968 Head's Income from<br>professional practice or<br>trade? (1969 question)                      |
|                             | 94.3                      | 0. None                                                                                                 |
|                             | 2.1                       | 1. \$1-499                                                                                              |
|                             | 0.8                       | 2. \$500-999                                                                                            |
|                             | 0.9                       | 3. \$1000-1999                                                                                          |
|                             | 0.3                       | 4. \$2000-2999                                                                                          |
|                             | 0.4                       | 5. \$3000-4999                                                                                          |
|                             | 0.4                       | 6. \$5000-7499                                                                                          |
|                             | 0.1                       | 7. \$7500-9999                                                                                          |
|                             | 0.6                       | 8. \$10,000 or more                                                                                     |
|                             | <u>0.2</u>                | 9. N.A.                                                                                                 |
|                             | 99.9                      |                                                                                                         |
| 702<br>(262)                | 1261<br>(461)             | Hllb 1968 Head's Income from<br>farming or market gardening,<br>roomers or boarders?<br>(1969 question) |
|                             | 96.5                      | 0. None                                                                                                 |
|                             | 1.1                       | 1. \$1-499                                                                                              |
|                             | 0.5                       | 2. \$500-999                                                                                            |
|                             | 0.8                       | 3. \$1000-1999                                                                                          |
|                             | 0.3                       | 4. \$2000-2999                                                                                          |
|                             | 0.4                       | 5. \$3000-4999                                                                                          |
|                             | 0.2                       | 6. \$5000-7499                                                                                          |
|                             | 0.0                       | 7. \$7500-9999                                                                                          |
|                             | 0.0                       | 8. \$10,000 or more                                                                                     |
|                             | <u>0.2</u>                | 9. N.A.                                                                                                 |
|                             | 100.0                     |                                                                                                         |
| 703<br>(263)                | 1262<br>(462)             | Hllc 1968 Head's Income from<br>dividends, interest, rent, trust<br>funds or royalties? (1969 question) |
|                             | 61.4                      | 0. None                                                                                                 |
|                             | 21.7                      | 1. \$1-499                                                                                              |
|                             | 5.7                       | 2. \$500-999                                                                                            |
|                             | 4.8                       | 3. \$1000-1999                                                                                          |
|                             | 2.2                       | 4. \$2000-2999                                                                                          |
|                             | 1.3                       | 5. \$3000-4999                                                                                          |
|                             | 0.7                       | 6. \$5000-7499                                                                                          |
|                             | 0.2                       | 7. \$7500-9999                                                                                          |
|                             | 0.6                       | 8. \$10,000 or more                                                                                     |
|                             | 1.2                       | 9. N.A.                                                                                                 |
|                             | <u>99.8</u>               |                                                                                                         |

| <u>Variable Numbers</u> | <u>Tape Locations</u> | <u>Content</u>                                                          |
|-------------------------|-----------------------|-------------------------------------------------------------------------|
| 704<br>(264)            | 1263<br>(463)         | Hl1d 1968 Head's Income from ADC,<br><u>AFDC? (1969 question)</u>       |
|                         | 97.8                  | 0. None                                                                 |
|                         | 0.2                   | 1. \$1-499                                                              |
|                         | 0.4                   | 2. \$500-999                                                            |
|                         | 0.7                   | 3. \$1000-1999                                                          |
|                         | 0.5                   | 4. \$2000-2999                                                          |
|                         | 0.3                   | 5. \$3000-4999                                                          |
|                         | 0.1                   | 6. \$5000-7499                                                          |
|                         | 0.0                   | 7. \$7500-9999                                                          |
|                         | 0.0                   | 8. \$10,000 or more                                                     |
|                         | 0.1                   | 9. N.A.                                                                 |
|                         | <u>100.1</u>          |                                                                         |
| 705<br>(265)            | 1264<br>(464)         | Hl1e 1968 Head's Income from other<br><u>welfare? (1969 question)</u>   |
|                         | 96.6                  | 0. None                                                                 |
|                         | 0.7                   | 1. \$1-499                                                              |
|                         | 1.2                   | 2. \$500-999                                                            |
|                         | 0.9                   | 3. \$1000-1999                                                          |
|                         | 0.3                   | 4. \$2000-2999                                                          |
|                         | 0.2                   | 5. \$3000-4999                                                          |
|                         | 0.0                   | 6. \$5000-7499                                                          |
|                         | 0.0                   | 7. \$7500-9999                                                          |
|                         | 0.0                   | 8. \$10,000 or more                                                     |
|                         | 0.1                   | 9. N.A.                                                                 |
|                         | <u>100.0</u>          |                                                                         |
| 706<br>(266)            | 1265<br>(465)         | Hl1f 1968 Head's Income from Social<br><u>Security? (1969 question)</u> |
|                         | 81.8                  | 0. None                                                                 |
|                         | 1.5                   | 1. \$1-499                                                              |
|                         | 5.5                   | 2. \$500-999                                                            |
|                         | 8.7                   | 3. \$1000-1999                                                          |
|                         | 1.8                   | 4. \$2000-2999                                                          |
|                         | 0.4                   | 5. \$3000-4999                                                          |
|                         | 0.0                   | 6. \$5000-7499                                                          |
|                         | 0.0                   | 7. \$7500-9999                                                          |
|                         | 0.0                   | 8. \$10,000 or more                                                     |
|                         | 0.3                   | 0. N.A.                                                                 |
|                         | <u>100.0</u>          |                                                                         |

| <u>Variable Numbers</u> | <u>Tape Locations</u> | <u>Content</u>                                                                            |
|-------------------------|-----------------------|-------------------------------------------------------------------------------------------|
| 707<br>(267)            | 1266<br>(466)         | Hllg 1968 Head's Income from other retirement pay, pensions or annuities? (1969 question) |
|                         | 87.7                  | 0. None                                                                                   |
|                         | 2.3                   | 1. \$1-499                                                                                |
|                         | 3.0                   | 2. \$500-999                                                                              |
|                         | 3.5                   | 3. \$1000-1999                                                                            |
|                         | 1.5                   | 4. \$2000-2999                                                                            |
|                         | 1.0                   | 5. \$3000-4999                                                                            |
|                         | 0.6                   | 6. \$5000-7499                                                                            |
|                         | 0.2                   | 7. \$7500-9999                                                                            |
|                         | 0.1                   | 8. \$10,000 or more                                                                       |
|                         | 0.2                   | 9. N.A.                                                                                   |
|                         | <u>100.1</u>          |                                                                                           |
| 708<br>(268)            | 1267<br>(467)         | Hllh 1968 Head's Income from un-employment, or workmen's compensation? (1969 question)    |
|                         | 95.9                  | 0. None                                                                                   |
|                         | 2.3                   | 1. \$1-499                                                                                |
|                         | 1.0                   | 2. \$500-999                                                                              |
|                         | 0.5                   | 3. \$1000-1999                                                                            |
|                         | 0.1                   | 4. \$2000-2999                                                                            |
|                         | 0.1                   | 5. \$3000-4999                                                                            |
|                         | 0.0                   | 6. \$5000-7499                                                                            |
|                         | 0.0                   | 7. \$7500-9999                                                                            |
|                         | 0.0                   | 8. \$10,000 or more                                                                       |
|                         | 0.1                   | 9. N.A.                                                                                   |
|                         | <u>100.0</u>          |                                                                                           |
| 709<br>(269)            | 1268<br>(468)         | Hlli 1968 Head's Income from alimony or child support? (1969 question)                    |
|                         | 97.5                  | 0. None                                                                                   |
|                         | 0.4                   | 1. \$1-499                                                                                |
|                         | 0.7                   | 2. \$500-999                                                                              |
|                         | 0.6                   | 3. \$1000-1999                                                                            |
|                         | 0.3                   | 4. \$2000-2999                                                                            |
|                         | 0.3                   | 5. \$3000-4999                                                                            |
|                         | 0.0                   | 6. \$5000-7499                                                                            |
|                         | 0.0                   | 7. \$7500-9999                                                                            |
|                         | 0.0                   | 8. \$10,000 or more                                                                       |
|                         | 0.1                   | 9. N.A.                                                                                   |
|                         | <u>99.9</u>           |                                                                                           |

| <u>Variable<br/>Numbers</u> | <u>Tape<br/>Locations</u> | <u>Content</u>                                                                                             |
|-----------------------------|---------------------------|------------------------------------------------------------------------------------------------------------|
| 710<br>(270)                | 1269<br>(469)             | H11j 1968 Head's Income from help<br>from relatives? (1969 question)                                       |
|                             |                           | 95.3 0. None                                                                                               |
|                             |                           | 2.2 1. \$1-499                                                                                             |
|                             |                           | 0.7 2. \$500-999                                                                                           |
|                             |                           | 0.8 3. \$1000-1999                                                                                         |
|                             |                           | 0.3 4. \$2000-2999                                                                                         |
|                             |                           | 0.1 5. \$3000-4999                                                                                         |
|                             |                           | 0.0 6. \$5000-7499                                                                                         |
|                             |                           | 0.0 7. \$7500-9999                                                                                         |
|                             |                           | 0.0 8. \$10,000 or more                                                                                    |
|                             |                           | 0.6 9. N.A.                                                                                                |
|                             |                           | <u>100.0</u>                                                                                               |
| 711<br>(271)                | 1270<br>(470)             | H11k 1968 Head's Income from other<br>sources. Anything else?<br>(1969 question)                           |
|                             |                           | 98.3 0. None                                                                                               |
|                             |                           | 0.6 1. \$1-499                                                                                             |
|                             |                           | 0.4 2. \$500-999                                                                                           |
|                             |                           | 0.3 3. \$1000-1999                                                                                         |
|                             |                           | 0.2 4. \$2000-2999                                                                                         |
|                             |                           | 0.0 5. \$3000-4999                                                                                         |
|                             |                           | 0.0 6. \$5000-7499                                                                                         |
|                             |                           | 0.0 7. \$7500-9999                                                                                         |
|                             |                           | 0.0 8. \$10,000 or more                                                                                    |
|                             |                           | 0.3 9. N.A.                                                                                                |
|                             |                           | <u>100.1</u>                                                                                               |
| 712<br>(272)                | 1271<br>(471)             | H12 Did anyone else not living here<br>now help you (in 1968) (Family)<br>out financially? (1969 question) |
|                             |                           | 4.5 1. Yes                                                                                                 |
|                             |                           | 95.1 5. No                                                                                                 |
|                             |                           | 0.4 9. N.A.                                                                                                |
|                             |                           | <u>100.0</u>                                                                                               |



| <u>Variable<br/>Numbers</u> | <u>Tape<br/>Locations</u> | <u>Content</u>                                                                  |
|-----------------------------|---------------------------|---------------------------------------------------------------------------------|
| 713<br>(273)                | 1272<br>(472)             | H12a How much did that amount<br>to last year (1968)?<br><u>(1969 question)</u> |
|                             |                           | 2.7 1. \$1-499                                                                  |
|                             |                           | 0.7 2. \$500-999                                                                |
|                             |                           | 0.3 3. \$1000-1999                                                              |
|                             |                           | 0.2 4. \$2000-2999                                                              |
|                             |                           | 0.1 5. \$3000-4999                                                              |
|                             |                           | 0.0 6. \$5000-7499                                                              |
|                             |                           | 0.0 7. \$7500-9999                                                              |
|                             |                           | 0.0 8. \$10,000 or more                                                         |
|                             |                           | 0.5 9. N.A.                                                                     |
|                             |                           | 95.5 0. Inap., no help from outside<br>family                                   |
|                             |                           | <u>100.0</u>                                                                    |
| 714<br>(274)                | 1273<br>(473)             | H14 Did your wife have any income<br><u>during 1968? (1969 question)</u>        |
|                             |                           | 39.3 1. Yes                                                                     |
|                             |                           | 31.6 5. No                                                                      |
|                             |                           | 0.3 9. N.A.                                                                     |
|                             |                           | 28.9 0. Inap., no wife                                                          |
|                             |                           | <u>100.1</u>                                                                    |
| 715<br>(275)                | 1274<br>(474)             | H15 Was it from wages, salary,<br>business, or what? (1969<br><u>question)</u>  |
|                             |                           | 33.8 1. Solely from work (wages,<br>business, farming)                          |
|                             |                           | 0.5 2. Solely from assets                                                       |
|                             |                           | 3.6 3. Solely from transfers                                                    |
|                             |                           | 1.3 4. Mixed                                                                    |
|                             |                           | 0.1 9. N.A.                                                                     |
|                             |                           | 60.7 0. Inap., no wife, wife had no<br>income                                   |
|                             |                           | <u>100.0</u>                                                                    |

| <u>Variable<br/>Numbers</u> | <u>Tape<br/>Locations</u> | <u>Content</u>                                                                                                                |
|-----------------------------|---------------------------|-------------------------------------------------------------------------------------------------------------------------------|
| 716<br>(276)                | 1275<br>(475)             | H15a How much was it (1968 wife's total income) before deductions? (1969 question)                                            |
|                             |                           | 6.4 1. \$1-499                                                                                                                |
|                             |                           | 5.6 2. \$500-999                                                                                                              |
|                             |                           | 6.0 3. \$1000-1999                                                                                                            |
|                             |                           | 4.5 4. \$2000-2999                                                                                                            |
|                             |                           | 8.6 5. \$3000-4999                                                                                                            |
|                             |                           | 5.3 6. \$5000-7499                                                                                                            |
|                             |                           | 1.3 7. \$7500-9999                                                                                                            |
|                             |                           | 0.3 8. \$10,000 or more                                                                                                       |
|                             |                           | 1.3 9. N.A.                                                                                                                   |
|                             |                           | 60.8 0. Inap., no wife, wife had no income                                                                                    |
|                             |                           | <hr/> 100.1                                                                                                                   |
| 717<br>(277)                | 1276<br>(476)             | H16 Did anyone else living here have any income in 1968? (1969 question)                                                      |
|                             |                           | 16.7 1. One other (other than head or wife) income receiver                                                                   |
|                             |                           | 6.0 2. Two other income receivers                                                                                             |
|                             |                           | 1.8 3. Three other income receivers                                                                                           |
|                             |                           | 0.4 4. Four or more other income receivers                                                                                    |
|                             |                           | 75.0 5. No                                                                                                                    |
|                             |                           | 0.0 9. N.A.                                                                                                                   |
|                             |                           | <hr/> 99.9                                                                                                                    |
| 718<br>(278)                | 1277<br>(477)             | H29 Did you get any other money in 1968 - like a big settlement from an insurance company, or an inheritance? (1969 question) |
|                             |                           | 7.7 1. Yes                                                                                                                    |
|                             |                           | 92.3 5. No                                                                                                                    |
|                             |                           | 0.1 9. N.A.                                                                                                                   |
|                             |                           | <hr/> 100.1                                                                                                                   |

| <u>Variable Numbers</u> | <u>Tape Locations</u> | <u>Content</u>                                                                                                               |
|-------------------------|-----------------------|------------------------------------------------------------------------------------------------------------------------------|
| 719<br>(279)            | 1278<br>(478)         | H30 How much did that amount to? (1969 question)                                                                             |
|                         |                       | 92.3 0. No such amount received                                                                                              |
|                         |                       | 1.8 1. \$1-499                                                                                                               |
|                         |                       | 1.2 2. \$500-999                                                                                                             |
|                         |                       | 1.7 3. \$1000-1999                                                                                                           |
|                         |                       | 0.5 4. \$2000-2999                                                                                                           |
|                         |                       | 0.7 5. \$3000-4999                                                                                                           |
|                         |                       | 0.5 6. \$5000-7499                                                                                                           |
|                         |                       | 0.3 7. \$7500-9999                                                                                                           |
|                         |                       | 0.6 8. \$10,000 or more                                                                                                      |
|                         |                       | 0.3 9. N.A. (whether or amount)                                                                                              |
|                         |                       | <u>99.9</u>                                                                                                                  |
| 720<br>(280)            | 1279<br>(479)         | H31 Now thinking of your (Family's) total income, was it higher in 1968, or higher the year before, in 1967? (1969 question) |
|                         |                       | 58.7 1. Higher in 1968                                                                                                       |
|                         |                       | 14.8 2. Higher in 1967                                                                                                       |
|                         |                       | 25.8 5. No change                                                                                                            |
|                         |                       | 0.7 9. N.A.                                                                                                                  |
|                         |                       | <u>100.0</u>                                                                                                                 |
| 721<br>(281)            | 1280<br>(480)         | H32 Why was that? (Why income higher or lower in 1968 than in 1967) (1969 question)                                          |
|                         |                       | In order of priority                                                                                                         |
|                         |                       | 9.0 1. Head changed jobs, got a promotion, went to school                                                                    |
|                         |                       | 45.5 2. Head had more or less overtime, un-employment, pay changes, business or farm income, pay raise                       |
|                         |                       | 7.3 3. More or less income from other earners in the family                                                                  |
|                         |                       | 5.7 4. More or less income than usual from other (non-labor) sources                                                         |
|                         |                       | 0.8 5. Retirement                                                                                                            |
|                         |                       | 3.2 6. Other reasons                                                                                                         |
|                         |                       | 2.6 9. N.A. why                                                                                                              |
|                         |                       | 26.0 0. Inap., no change                                                                                                     |
|                         |                       | <u>100.1</u>                                                                                                                 |

| <u>Variable Numbers</u> | <u>Tape Locations</u> | <u>Content</u>                                                                                                                                                                                                                                                                                                                                                                                                                                                                                                                                                                                                                                                                     |
|-------------------------|-----------------------|------------------------------------------------------------------------------------------------------------------------------------------------------------------------------------------------------------------------------------------------------------------------------------------------------------------------------------------------------------------------------------------------------------------------------------------------------------------------------------------------------------------------------------------------------------------------------------------------------------------------------------------------------------------------------------|
| 722<br>(282)            | 1281<br>(481)         | <p>Frame of reference for why income changed (1969 question)</p> <hr/> <p>20.2 1. Something that just happened<br/>           21.2 5. Did something to cause change<br/>           32.3 9. Can't tell; N.A.; R does not reply "why" income changed<br/>           26.3 0. Inap., no change in income</p> <hr/> <p>100.0</p>                                                                                                                                                                                                                                                                                                                                                        |
| 723<br>(283)            | 1282<br>(482)         | <p>H33 What about your (Family's) expenses, were they unusually high in 1968 -- for example because of illness, accident, big repairs or purchases? (1969 question)</p> <hr/> <p>35.1 1. Yes<br/>           64.6 5. No<br/>           0.3 9. N.A.</p> <hr/> <p>100.0</p>                                                                                                                                                                                                                                                                                                                                                                                                           |
| 724<br>(284)            | 1283<br>(483)         | <p>H34 Why was that? (why expenses high) (1969 question)</p> <hr/> <p>11.1 1. Investment expenditures (purchases which will still have some asset value after a period of time) e.g. school expenses, stove, furniture, car, housing expenditures for house owners, stocks, etc.<br/>           19.0 2. Emergency and involuntary consumption, e.g., accidents, medical bills, special diets, illnesses, psychiatrists, change in family size, child support, alimony<br/>           4.3 3. All other consumption expenditures (not codable in 1 or 2)<br/>           0.9 9. N.A. (why or whether)<br/>           64.6 0. Inap., not unusually high expenses</p> <hr/> <p>99.9</p> |

| <u>Variable<br/>Numbers</u> | <u>Tape<br/>Locations</u> | <u>Content</u>                                                                                                                                    |
|-----------------------------|---------------------------|---------------------------------------------------------------------------------------------------------------------------------------------------|
| 725<br>(285)                | 1284<br>(484)             | H35 In general, would you say things were better for you (and your family) in 1968, or were they better the year before, in 1967? (1969 question) |
|                             |                           | 45.2 1. Better in 1968                                                                                                                            |
|                             |                           | 17.9 2. Better the year before, in 1967                                                                                                           |
|                             |                           | 36.3 5. No difference, same situation, about the same                                                                                             |
|                             |                           | 0.6 9. N.A.                                                                                                                                       |
|                             |                           | <u>100.0</u>                                                                                                                                      |
| 726<br>(286)                | 1285<br>(485)             | H36 Why was that? (why things better or worse in 1967 than 1968) (1969 question)                                                                  |
|                             |                           | In order of priority: highest priority mention                                                                                                    |
|                             |                           | 6.8 1. Head changed jobs or got a promotion, went to school                                                                                       |
|                             |                           | 5.2 2. Number of earners changed, jobs of others changed, retired head                                                                            |
|                             |                           | 25.9 3. Change in pay rate or work time for head or other earners                                                                                 |
|                             |                           | 2.4 4. Family situation changed (marriage, death)                                                                                                 |
|                             |                           | 9.7 5. Expenses changed (medical expenses, living expenses)                                                                                       |
|                             |                           | 3.1 6. Asset or debt transactions                                                                                                                 |
|                             |                           | 7.1 7. Other reasons                                                                                                                              |
|                             |                           | 0.7 8. Yes, but N.A. what                                                                                                                         |
|                             |                           | 2.6 9. N.A.                                                                                                                                       |
|                             |                           | 36.5 0. Inap., no difference                                                                                                                      |
|                             |                           | <u>100.0</u>                                                                                                                                      |

| <u>Variable Numbers</u> | <u>Tape Locations</u> | <u>Content</u>                                                                                 |
|-------------------------|-----------------------|------------------------------------------------------------------------------------------------|
| 727<br>(287)            | 1286<br>(486)         | <u>H36 Second mention (1969 question)</u><br><br>In order of priority: second priority mention |
|                         | 0.2                   | 1. Head changed jobs or got a promotion, went to school                                        |
|                         | 0.7                   | 2. Number of earners changed, jobs of others changed, retired head                             |
|                         | 3.9                   | 3. Change in pay rate or work time for head or other earners                                   |
|                         | 1.4                   | 4. Family situation changed (marriage, death)                                                  |
|                         | 4.0                   | 5. Expenses changed (medical expenses, living expenses)                                        |
|                         | 2.5                   | 6. Asset or debt transactions                                                                  |
|                         | 5.0                   | 7. Other reasons                                                                               |
|                         | 0.0                   | 8. Yes, but N.A. what                                                                          |
|                         | 0.6                   | 9. N.A.                                                                                        |
|                         | 81.8                  | 0. No second mention                                                                           |
|                         | <hr/>                 |                                                                                                |
|                         | 100.1                 |                                                                                                |
| 728<br>(288)            | 1287<br>(487)         | <u>H37 Were they a lot better, or just a little better? (1969 question)</u>                    |
|                         | 20.2                  | 1. A lot better                                                                                |
|                         | 40.0                  | 2. Just a little better                                                                        |
|                         | 3.1                   | 9. Difference, but N.A. to what extent                                                         |
|                         | 36.6                  | 0. Inap., no difference, about the same                                                        |
|                         | <hr/>                 |                                                                                                |
|                         | 99.9                  |                                                                                                |

| <u>Variable Numbers</u> | <u>Tape Locations</u> | <u>Content</u>                                                                                                                     |
|-------------------------|-----------------------|------------------------------------------------------------------------------------------------------------------------------------|
| 729<br>(289)            | 1288<br>(488)         | H38 What about the next few years -- do you think you (and your family) will be better off, or worse off, or what? (1969 question) |
|                         | 56.8                  | 1. Better off in general                                                                                                           |
|                         | 9.3                   | 2. Worse off in general                                                                                                            |
|                         | 10.3                  | 3. D.K., pro-con                                                                                                                   |
|                         | 21.1                  | 5. No difference, same situation                                                                                                   |
|                         | <u>2.5</u>            | 9. N.A.                                                                                                                            |
|                         | 100.0                 |                                                                                                                                    |
| 730<br>(290)            | 1289<br>(489)         | H39 Why is that? (why next few years better) (1969 question)                                                                       |
|                         |                       | In order of priority: highest priority mention                                                                                     |
|                         | 11.9                  | 1. Head will change jobs or get a promotion, go to school                                                                          |
|                         | 6.4                   | 2. Number of earners will change, job changes of others, retirement of head                                                        |
|                         | 18.1                  | 3. Changes in pay rate or work time of head or other earners                                                                       |
|                         | 3.2                   | 4. Family situation changes (marriage, death)                                                                                      |
|                         | 8.8                   | 5. Expenses change (medical expenses, living expenses)                                                                             |
|                         | 6.0                   | 6. Asset or debt transactions                                                                                                      |
|                         | 13.8                  | 7. Other reasons                                                                                                                   |
|                         | 10.4                  | 9. N.A.                                                                                                                            |
|                         | 21.4                  | 0. Inap., expect no change in next few years                                                                                       |
|                         | <u>100.0</u>          |                                                                                                                                    |

| <u>Variable Numbers</u> | <u>Tape Locations</u> | <u>Content</u>                                                                        |
|-------------------------|-----------------------|---------------------------------------------------------------------------------------|
| 731<br>(291)            | 1290<br>(490)         | H39 (See Variable 730)<br>In order of priority: second<br>priority mention            |
|                         |                       | 0.4 1. Head will change jobs or get<br>a promotion, go to school                      |
|                         |                       | 0.9 2. Number of earners will<br>change, job changes of others,<br>retirement of head |
|                         |                       | 3.8 3. Changes in pay rate or work<br>time of head or other earners                   |
|                         |                       | 1.3 4. Family situation changes<br>(marriage, death)                                  |
|                         |                       | 3.1 5. Expenses change (medical<br>expenses, living expenses)                         |
|                         |                       | 3.5 6. Asset or debt transactions                                                     |
|                         |                       | 5.6 7. Other reasons                                                                  |
|                         |                       | 1.0 9. N.A.                                                                           |
|                         |                       | <u>80.5</u> 0. No second mention                                                      |
|                         |                       | 100.1                                                                                 |
| 732<br>(292)            | 1291<br>(491)         | H40 Do you help to support anyone<br>who doesn't live here with<br>you? (1969)        |
|                         |                       | 10.1 1. Yes                                                                           |
|                         |                       | 89.8 5. No                                                                            |
|                         |                       | 0.0 9. N.A.                                                                           |
|                         |                       | <u>99.9</u>                                                                           |
| 733<br>(293)            | 1292<br>(492)         | <u>H41 (If yes) How many? (1969)</u>                                                  |
|                         |                       | 6.6 1. One                                                                            |
|                         |                       | 2.0 2. Two                                                                            |
|                         |                       | 0.6 3. Three                                                                          |
|                         |                       | 0.7 4. Four or more                                                                   |
|                         |                       | 0.1 5. Yes, but N.A. how many                                                         |
|                         |                       | 0.1 9. N.A.                                                                           |
|                         |                       | 89.9 0. Inap., does not support<br>anyone outside family                              |
|                         |                       | <u>100.0</u>                                                                          |



| <u>Variable<br/>Numbers</u> | <u>Tape<br/>Locations</u> | <u>Content</u>                                                                                         |
|-----------------------------|---------------------------|--------------------------------------------------------------------------------------------------------|
| 734<br>(294)                | 1293<br>(493)             | H43 Were any of these people dependent on you for more than half of their total support? (1969)        |
|                             |                           | 4.0 1. Yes                                                                                             |
|                             |                           | 6.0 5. No                                                                                              |
|                             |                           | 0.2 9. N.A.                                                                                            |
|                             |                           | 89.9 0. Inap., does not support anyone outside family                                                  |
|                             |                           | <hr/> 100.1                                                                                            |
| 735<br>(295)                | 1294<br>(494)             | H44 How many? (1969)                                                                                   |
|                             |                           | 2.8 1. One                                                                                             |
|                             |                           | 0.7 2. Two                                                                                             |
|                             |                           | 0.3 3. Three                                                                                           |
|                             |                           | 0.1 4. Four or more                                                                                    |
|                             |                           | 0.0 9. N.A.                                                                                            |
|                             |                           | 96.0 0. Inap., none                                                                                    |
|                             |                           | <hr/> 99.9                                                                                             |
| 736<br>(296)                | 1295<br>(495)             | H45 Would you feel you had to help your parents or other relatives (more) if you had more money (1969) |
|                             |                           | 27.2 1. Yes                                                                                            |
|                             |                           | 6.3 3. Yes qualified, depends                                                                          |
|                             |                           | 64.9 5. No                                                                                             |
|                             |                           | 1.5 9. N.A.                                                                                            |
|                             |                           | <hr/> 99.9                                                                                             |
| 737<br>(297)                | 1296<br>(496)             | H46 Do you have any savings such as checking or savings accounts or government bonds? (1969)           |
|                             |                           | 75.7 1. Yes                                                                                            |
|                             |                           | 24.1 5. No                                                                                             |
|                             |                           | 0.3 9. N.A.                                                                                            |
|                             |                           | <hr/> 100.1                                                                                            |

| <u>Variable<br/>Numbers</u> | <u>Tape<br/>Locations</u> | <u>Content</u>                                                                                                            |
|-----------------------------|---------------------------|---------------------------------------------------------------------------------------------------------------------------|
| 738<br>(298)                | 1297<br>(497)             | H47 Would that amount to as much<br>as two months' income or<br>more? (1969)                                              |
|                             |                           | 50.4 1. Yes                                                                                                               |
|                             |                           | 24.8 5. No                                                                                                                |
|                             |                           | 0.5 9. N.A.                                                                                                               |
|                             |                           | 24.3 0. Inap., does not have any<br>savings                                                                               |
|                             |                           | <u>100.0</u>                                                                                                              |
| 739<br>(299)                | 1298<br>(498)             | H48 Was there a time in the last<br>five years when you had as<br>much as two months' income<br>saved up? (1969 question) |
|                             |                           | 18.9 1. Yes                                                                                                               |
|                             |                           | 27.2 5. No                                                                                                                |
|                             |                           | 3.6 9. N.A.                                                                                                               |
|                             |                           | 50.4 0. Inap., has two months income<br>or more in savings now                                                            |
|                             |                           | <u>100.1</u>                                                                                                              |
| 740<br>(300)                | 1299<br>(499)             | H49 Are you (Head) covered by some<br>hospital or medical insurance<br>like Blue Cross? (1969)                            |
|                             |                           | 80.4 1. Yes                                                                                                               |
|                             |                           | 19.3 5. No                                                                                                                |
|                             |                           | 0.2 9. N.A.                                                                                                               |
|                             |                           | <u>99.9</u>                                                                                                               |
| 741<br>(301)                | 1300<br>(500)             | H50 Does this insurance cover the<br>entire family? (1969)                                                                |
|                             |                           | 70.8 1. Yes ; one person family                                                                                           |
|                             |                           | 6.7 5. No                                                                                                                 |
|                             |                           | 1.2 9. N.A.                                                                                                               |
|                             |                           | 21.3 0. Inap., Head not covered by<br>hospital or medical insurance                                                       |
|                             |                           | <u>100.0</u>                                                                                                              |

| <u>Variable<br/>Numbers</u> | <u>Tape<br/>Locations</u> | <u>Content</u>                                                                                                       |
|-----------------------------|---------------------------|----------------------------------------------------------------------------------------------------------------------|
| 742<br>(302)                | 1301<br>(501)             | H51 Can you get free medical care<br>as a veteran, through medicaid,<br>or any other way? (1969)                     |
|                             | 12.6                      | 1. Yes                                                                                                               |
|                             | 10.3                      | 5. No                                                                                                                |
|                             | 4.4                       | 9. N.A.                                                                                                              |
|                             | 72.7                      | 0. Inap., covered by hospital or<br>medical insurance                                                                |
|                             | <u>100.0</u>              |                                                                                                                      |
| 743<br>(303)                | 1302<br>(502)             | H52a Do you (Head) have any<br>physical or nervous condition<br>that limits the kind of work<br>you can do? (1969)   |
|                             | 21.2                      | 1. Yes                                                                                                               |
|                             | 2.4                       | 3. Yes qualified                                                                                                     |
|                             | 76.0                      | 5. No                                                                                                                |
|                             | 0.4                       | 9. N.A.                                                                                                              |
|                             | <u>100.0</u>              |                                                                                                                      |
| 744<br>(304)                | 1303<br>(503)             | H52b Do you (Head) have any<br>physical or nervous condition<br>that limits the amount of work<br>you can do? (1969) |
|                             | 18.6                      | 1. Yes                                                                                                               |
|                             | 1.5                       | 3. Yes qualified                                                                                                     |
|                             | 79.4                      | 5. No                                                                                                                |
|                             | 0.5                       | 9. N.A.                                                                                                              |
|                             | <u>100.0</u>              |                                                                                                                      |
| 745<br>(305)                | 1304<br>(504)             | H52c Does your health limit the<br>work you (Head) can do around<br>the house? (1969)                                |
|                             | 12.3                      | 1. Yes                                                                                                               |
|                             | 2.3                       | 3. Yes qualified                                                                                                     |
|                             | 85.0                      | 5. No                                                                                                                |
|                             | 0.4                       | 9. N.A.                                                                                                              |
|                             | <u>100.0</u>              |                                                                                                                      |

| <u>Variable<br/>Numbers</u> | <u>Tape<br/>Locations</u> | <u>Content</u>                                                                                                              |
|-----------------------------|---------------------------|-----------------------------------------------------------------------------------------------------------------------------|
| 746<br>(306)                | 1305<br>(505)             | H53 How long have you been limited<br>in this way by your health?<br>(1969)                                                 |
|                             |                           | 3.9 1. 1 year or less                                                                                                       |
|                             |                           | 7.0 2. 2-4 years                                                                                                            |
|                             |                           | 4.8 3. 5-7 years                                                                                                            |
|                             |                           | 8.1 4. 8 or more years                                                                                                      |
|                             |                           | 3.1 9. N.A. how many years                                                                                                  |
|                             |                           | 73.1 0. Inap., no physical or nervous<br>conditions that limit the<br>Head ("No to H52a, b, and c).                         |
|                             |                           | <u>100.0</u>                                                                                                                |
| 747<br>(307)                | 1306<br>(506)             | H54 Is your (Head's) health<br>getting better, worse, or<br>staying about the same? (1969)                                  |
|                             |                           | 4.1 1. Better                                                                                                               |
|                             |                           | 6.1 2. Worse                                                                                                                |
|                             |                           | 0.3 3. Flunctuates                                                                                                          |
|                             |                           | 13.2 4. Stays the same, about the<br>same                                                                                   |
|                             |                           | 3.3 9. N.A.                                                                                                                 |
|                             |                           | 13.1 0. Inap., "No" to H52a, b, and c                                                                                       |
|                             |                           | <u>100.1</u>                                                                                                                |
| 748<br>(308)                | 1307<br>(507)             | H55 Is there anyone (else) in this<br>family who is not working or<br>not going to school because of<br>poor health? (1969) |
|                             |                           | 3.1 1. Yes, one other person (other<br>than Head)                                                                           |
|                             |                           | 0.0 2. Yes, two or more others                                                                                              |
|                             |                           | 81.6 5. No                                                                                                                  |
|                             |                           | 0.3 9. N.A.                                                                                                                 |
|                             |                           | 15.1 0. Inap., one-person family                                                                                            |
|                             |                           | <u>100.1</u>                                                                                                                |

| <u>Variable<br/>Numbers</u> | <u>Tape<br/>Locations</u> | <u>Content</u>                                                 |
|-----------------------------|---------------------------|----------------------------------------------------------------|
| 749<br>(309)                | 1308<br>(508)             | <u>H56 Who is that? (1969)</u>                                 |
|                             |                           | 1.6 1. Wife                                                    |
|                             |                           | 1.0 2. Child                                                   |
|                             |                           | 0.1 3. Parent                                                  |
|                             |                           | 0.4 4. Other relatives                                         |
|                             |                           | 0.0 5. Non-relatives                                           |
|                             |                           | 0.1 9. N.A.                                                    |
|                             |                           | 96.8 0. Inap., no one else limited<br>because of poor health   |
|                             |                           | <u>100.0</u>                                                   |
| 750<br>(310)                | 1309<br>(509)             | <u>H56 Age of other person who<br/>is limited (1969)</u>       |
|                             |                           | 0.0 1. Under 2                                                 |
|                             |                           | 0.0 2. 2-5                                                     |
|                             |                           | 0.1 3. 6-14                                                    |
|                             |                           | 0.3 4. 15-21                                                   |
|                             |                           | 1.9 5. 22-64                                                   |
|                             |                           | 0.7 6. 65 and older                                            |
|                             |                           | 0.2 9. N.A.                                                    |
|                             |                           | 96.8 0. Inap., no one else limited<br>because of poor health   |
|                             |                           | <u>100.0</u>                                                   |
| 751<br>(311)                | 1310<br>(510)             | <u>H57 Reason why other person<br/>limited (1969)</u>          |
|                             |                           | 0.8 1. Mentally retarded, nervous<br>disorders                 |
|                             |                           | 0.4 2. Polio, paralysis, amputees,<br>arthritis                |
|                             |                           | 0.0 3. Blind, deaf, mute                                       |
|                             |                           | 0.3 4. Heart trouble                                           |
|                             |                           | 0.1 5. Asthma, TB, emphysema, other<br>respiratory ailments    |
|                             |                           | 0.7 6. More than one of the above,<br>other                    |
|                             |                           | 0.4 7. Old age, infant, very young                             |
|                             |                           | 0.1 8. Sickly, fragile, bad blood,<br>vulnerable to everything |
|                             |                           | 0.3 9. N.A.                                                    |
|                             |                           | 96.8 0. Inap., "No" to H55                                     |
|                             |                           | <u>99.9</u>                                                    |

| <u>Variable<br/>Numbers</u> | <u>Tape<br/>Locations</u> | <u>Content</u>                                                                                    |
|-----------------------------|---------------------------|---------------------------------------------------------------------------------------------------|
| 752<br>(312)                | 1311<br>(511)             | H58 <u>Is there anyone (else) in<br/>this family who requires a<br/>lot of extra care? (1969)</u> |
|                             |                           | 5.1 1. Yes, one person                                                                            |
|                             |                           | 0.1 2. Yes, two or more                                                                           |
|                             |                           | 79.3 5. No                                                                                        |
|                             |                           | 0.4 9. N.A.                                                                                       |
|                             |                           | 15.1 0. Inap., one-person family                                                                  |
|                             |                           | <hr/> 100.0                                                                                       |
| 753<br>(313)                | 1312<br>(512)             | H59 <u>Relation to Head of person<br/>requiring extra care (1969)</u>                             |
|                             |                           | 1.5 1. Wife                                                                                       |
|                             |                           | 2.8 2. Children                                                                                   |
|                             |                           | 0.4 3. Parent                                                                                     |
|                             |                           | 0.5 4. Other relatives                                                                            |
|                             |                           | 0.1 5. Non-relatives                                                                              |
|                             |                           | 0.1 9. N.A.                                                                                       |
|                             |                           | 94.7 0. Inap., no one else in family<br>requires extra care; one-<br>person family                |
|                             |                           | <hr/> 100.1                                                                                       |
| 754<br>(314)                | 1313<br>(513)             | H59 <u>Age of person requiring<br/>extra care (1969)</u>                                          |
|                             |                           | 1.0 1. Under 2                                                                                    |
|                             |                           | 0.7 2. 2-5                                                                                        |
|                             |                           | 1.0 3. 6-14                                                                                       |
|                             |                           | 0.4 4. 15-21                                                                                      |
|                             |                           | 1.1 5. 22-64                                                                                      |
|                             |                           | 1.0 6. 65 and older                                                                               |
|                             |                           | 0.2 9. N.A.                                                                                       |
|                             |                           | 94.7 0. Inap., no one else in family<br>requires extra care, one-<br>person family                |
|                             |                           | <hr/> 100.1                                                                                       |

| <u>Variable Numbers</u> | <u>Tape Locations</u> | <u>Content</u>                                                                                                                                                     |
|-------------------------|-----------------------|--------------------------------------------------------------------------------------------------------------------------------------------------------------------|
| 755<br>(315)            | 1314<br>(514)         | H60 Reason why other person needs care (1969)                                                                                                                      |
|                         |                       | 0.6 1. Mentally retarded, nervous disorders                                                                                                                        |
|                         |                       | 0.4 2. Polio, paralysis, amputees, arthritis                                                                                                                       |
|                         |                       | 0.1 3. Blind, deaf, mute                                                                                                                                           |
|                         |                       | 0.3 4. Heart trouble                                                                                                                                               |
|                         |                       | 0.4 5. Asthma, TB, emphysema, other respiratory ailments                                                                                                           |
|                         |                       | 1.6 6. More than one of the above, other                                                                                                                           |
|                         |                       | 1.4 7. Old age, infant, very young                                                                                                                                 |
|                         |                       | 0.2 8. Sickly, fragile, bad blood, vulnerable to everything                                                                                                        |
|                         |                       | 0.2 9. N.A.                                                                                                                                                        |
|                         |                       | 94.7 0. Inap., no one else in family requires extra care                                                                                                           |
|                         |                       | <u>99.9</u>                                                                                                                                                        |
| 756<br>(316)            | 1315<br>(515)         | J1 We're interested in how people spend their spare time. What things do you (Head) usually do in your spare time? (1969)                                          |
|                         |                       | In order of priority: highest priority mention                                                                                                                     |
|                         |                       | 2.4 1. Investment in self: learning new things that may benefit one economically; formal education for non-students                                                |
|                         |                       | 36.5 2. Productive activities (that save money or produce direct services) e.g.: gardening, working around the house (except in the case of women doing housework) |
|                         |                       | 28.8 3. Energetic activities requiring initiative: fishing, flower gardening, active hobbies, bowling, tennis, swimming, other sports, square dancing, camping.    |

CONTINUED ON NEXT PAGE

| <u>Variable Numbers</u> | <u>Tape Locations</u> |              | <u>Content</u>                                                                                                                                                 |
|-------------------------|-----------------------|--------------|----------------------------------------------------------------------------------------------------------------------------------------------------------------|
| 756<br>(316)            | 1315                  | 21.5         | 4. Drive the car, talk with neighbors, play cards, walk, read (leisurely), play with kids, talk with kids, party                                               |
|                         | (515)                 |              |                                                                                                                                                                |
|                         | (cont.)               | 7.0          | 5. Watch TV, listen to radio, other passive things                                                                                                             |
|                         |                       | 3.7          | 6. Nothing. Have no spare time. Sleep.                                                                                                                         |
|                         |                       | <u>0.1</u>   | 9. N.A.                                                                                                                                                        |
|                         |                       | <u>100.0</u> |                                                                                                                                                                |
| 757<br>(317)            | 1316                  |              | <u>J1 Second mention</u>                                                                                                                                       |
|                         | (516)                 |              | In order of priority: second priority mention                                                                                                                  |
|                         |                       | 0.3          | 1. Investment in self: learning new things that may benefit one economically; formal education for non-students                                                |
|                         |                       | 9.1          | 2. Productive activities (that save money or produce direct services) e.g. : gardening, working around the house (except in the case of women doing housework) |
|                         |                       | 25.0         | 3. Energetic activities requiring initiative: fishing, flower gardening, active hobbies, bowling, tennis, swimming, other sports, square dancing, camping      |
|                         |                       | 25.1         | 4. Drive the car, talk with neighbors, play cards, walk, read (leisurely), play with kids, talk with kids, party                                               |
|                         |                       | 15.0         | 5. Watch TV, listen to radio, other passive things                                                                                                             |
|                         |                       | 1.4          | 6. Nothing. Have no spare time; sleep                                                                                                                          |
|                         |                       | 0.0          | 9. N.A.                                                                                                                                                        |
|                         |                       | <u>24.1</u>  | 0. No second mention                                                                                                                                           |
|                         |                       | <u>100.0</u> |                                                                                                                                                                |



| <u>Variable<br/>Numbers</u> | <u>Tape<br/>Locations</u> | <u>Content</u>                                                                                  |
|-----------------------------|---------------------------|-------------------------------------------------------------------------------------------------|
| 758<br>(318)                | 1317<br>(517)             | <u>J1 Number of things done in<br/>spare time (1969)</u>                                        |
|                             | 21.1                      | 1. One                                                                                          |
|                             | 30.4                      | 2. Two                                                                                          |
|                             | 24.7                      | 3. Three                                                                                        |
|                             | 12.4                      | 4. Four                                                                                         |
|                             | 5.1                       | 5. Five                                                                                         |
|                             | 2.4                       | 6. Six                                                                                          |
|                             | 0.8                       | 7. Seven                                                                                        |
|                             | 0.6                       | 8. Eight or more                                                                                |
|                             | 0.2                       | 9. N.A.                                                                                         |
|                             | 2.3                       | 0. None                                                                                         |
|                             | <u>100.0</u>              |                                                                                                 |
| 759<br>(319)                | 1318<br>(518)             | <u>J2 Are you (Head) taking any<br/>courses or lessons? (1969)</u>                              |
|                             | 11.5                      | 1. Yes                                                                                          |
|                             | 88.5                      | 5. No                                                                                           |
|                             | 0.0                       | 9. N.A.                                                                                         |
|                             | <u>100.0</u>              |                                                                                                 |
| 760<br>(320)                | 1319<br>(519)             | <u>J3 What are they? (1969)</u><br>In order of priority                                         |
|                             | 5.3                       | 1. Formal academic training<br>leading to degree or diploma                                     |
|                             | 4.3                       | 2. With potential earning<br>applications , job training                                        |
|                             | 0.4                       | 3. For learning how to do-it-<br>yourself, fix-it courses,<br>carpentry                         |
|                             | 0.4                       | 4. For increasing knowledge<br>about the world, events,<br>environment, public affairs,<br>etc. |
|                             | 0.9                       | 5. For increasing consumption<br>pleasure (hobbies, bridge,<br>chess, etc.)                     |
|                             | 0.1                       | 9. N.A. what                                                                                    |
|                             | 88.5                      | 0. Inap., not taking courses or<br>lessons                                                      |
|                             | <u>99.9</u>               |                                                                                                 |

| <u>Variable<br/>Numbers</u> | <u>Tape<br/>Locations</u>                     | <u>Content</u>                                                                                                                                                                                                                                                                                                                                                                                                                                                                                                 |      |          |      |                        |      |                                  |      |                                              |      |                                       |      |                                               |     |         |       |          |       |                  |     |         |       |  |       |  |
|-----------------------------|-----------------------------------------------|----------------------------------------------------------------------------------------------------------------------------------------------------------------------------------------------------------------------------------------------------------------------------------------------------------------------------------------------------------------------------------------------------------------------------------------------------------------------------------------------------------------|------|----------|------|------------------------|------|----------------------------------|------|----------------------------------------------|------|---------------------------------------|------|-----------------------------------------------|-----|---------|-------|----------|-------|------------------|-----|---------|-------|--|-------|--|
| 761<br>(321)                | 1320<br>(520)                                 | J4 About how many hours do you<br>(Head) usually watch tele-<br>vision on an average week-day?<br>(1969)                                                                                                                                                                                                                                                                                                                                                                                                       |      |          |      |                        |      |                                  |      |                                              |      |                                       |      |                                               |     |         |       |          |       |                  |     |         |       |  |       |  |
|                             |                                               | <table border="0"> <tr><td>9.0</td><td>0. None</td></tr> <tr><td>31.1</td><td>1. One</td></tr> <tr><td>22.5</td><td>2. Two</td></tr> <tr><td>19.8</td><td>3. Three</td></tr> <tr><td>6.4</td><td>4. Four</td></tr> <tr><td>5.0</td><td>5. Five</td></tr> <tr><td>1.8</td><td>6. Six</td></tr> <tr><td>0.8</td><td>7. Seven</td></tr> <tr><td>1.8</td><td>8. Eight or more</td></tr> <tr><td>1.8</td><td>9. N.A.</td></tr> <tr><td colspan="2"><hr/></td></tr> <tr><td>100.0</td><td></td></tr> </table>        | 9.0  | 0. None  | 31.1 | 1. One                 | 22.5 | 2. Two                           | 19.8 | 3. Three                                     | 6.4  | 4. Four                               | 5.0  | 5. Five                                       | 1.8 | 6. Six  | 0.8   | 7. Seven | 1.8   | 8. Eight or more | 1.8 | 9. N.A. | <hr/> |  | 100.0 |  |
| 9.0                         | 0. None                                       |                                                                                                                                                                                                                                                                                                                                                                                                                                                                                                                |      |          |      |                        |      |                                  |      |                                              |      |                                       |      |                                               |     |         |       |          |       |                  |     |         |       |  |       |  |
| 31.1                        | 1. One                                        |                                                                                                                                                                                                                                                                                                                                                                                                                                                                                                                |      |          |      |                        |      |                                  |      |                                              |      |                                       |      |                                               |     |         |       |          |       |                  |     |         |       |  |       |  |
| 22.5                        | 2. Two                                        |                                                                                                                                                                                                                                                                                                                                                                                                                                                                                                                |      |          |      |                        |      |                                  |      |                                              |      |                                       |      |                                               |     |         |       |          |       |                  |     |         |       |  |       |  |
| 19.8                        | 3. Three                                      |                                                                                                                                                                                                                                                                                                                                                                                                                                                                                                                |      |          |      |                        |      |                                  |      |                                              |      |                                       |      |                                               |     |         |       |          |       |                  |     |         |       |  |       |  |
| 6.4                         | 4. Four                                       |                                                                                                                                                                                                                                                                                                                                                                                                                                                                                                                |      |          |      |                        |      |                                  |      |                                              |      |                                       |      |                                               |     |         |       |          |       |                  |     |         |       |  |       |  |
| 5.0                         | 5. Five                                       |                                                                                                                                                                                                                                                                                                                                                                                                                                                                                                                |      |          |      |                        |      |                                  |      |                                              |      |                                       |      |                                               |     |         |       |          |       |                  |     |         |       |  |       |  |
| 1.8                         | 6. Six                                        |                                                                                                                                                                                                                                                                                                                                                                                                                                                                                                                |      |          |      |                        |      |                                  |      |                                              |      |                                       |      |                                               |     |         |       |          |       |                  |     |         |       |  |       |  |
| 0.8                         | 7. Seven                                      |                                                                                                                                                                                                                                                                                                                                                                                                                                                                                                                |      |          |      |                        |      |                                  |      |                                              |      |                                       |      |                                               |     |         |       |          |       |                  |     |         |       |  |       |  |
| 1.8                         | 8. Eight or more                              |                                                                                                                                                                                                                                                                                                                                                                                                                                                                                                                |      |          |      |                        |      |                                  |      |                                              |      |                                       |      |                                               |     |         |       |          |       |                  |     |         |       |  |       |  |
| 1.8                         | 9. N.A.                                       |                                                                                                                                                                                                                                                                                                                                                                                                                                                                                                                |      |          |      |                        |      |                                  |      |                                              |      |                                       |      |                                               |     |         |       |          |       |                  |     |         |       |  |       |  |
| <hr/>                       |                                               |                                                                                                                                                                                                                                                                                                                                                                                                                                                                                                                |      |          |      |                        |      |                                  |      |                                              |      |                                       |      |                                               |     |         |       |          |       |                  |     |         |       |  |       |  |
| 100.0                       |                                               |                                                                                                                                                                                                                                                                                                                                                                                                                                                                                                                |      |          |      |                        |      |                                  |      |                                              |      |                                       |      |                                               |     |         |       |          |       |                  |     |         |       |  |       |  |
| 762<br>(322)                | 1321<br>(521)                                 | J5 How often do you (Head) read<br>a newspaper -- every day, once<br>a week, or what? (1969)                                                                                                                                                                                                                                                                                                                                                                                                                   |      |          |      |                        |      |                                  |      |                                              |      |                                       |      |                                               |     |         |       |          |       |                  |     |         |       |  |       |  |
|                             |                                               | <table border="0"> <tr><td>8.8</td><td>0. Never</td></tr> <tr><td>1.6</td><td>1. Hardly ever, seldom</td></tr> <tr><td>1.3</td><td>2. Less than once a week</td></tr> <tr><td>10.1</td><td>3. Once or twice a week</td></tr> <tr><td>4.0</td><td>4. Week days, several times a<br/>week</td></tr> <tr><td>73.5</td><td>5. Every day</td></tr> <tr><td>0.6</td><td>9. N.A.</td></tr> <tr><td colspan="2"><hr/></td></tr> <tr><td>99.9</td><td></td></tr> </table>                                               | 8.8  | 0. Never | 1.6  | 1. Hardly ever, seldom | 1.3  | 2. Less than once a week         | 10.1 | 3. Once or twice a week                      | 4.0  | 4. Week days, several times a<br>week | 73.5 | 5. Every day                                  | 0.6 | 9. N.A. | <hr/> |          | 99.9  |                  |     |         |       |  |       |  |
| 8.8                         | 0. Never                                      |                                                                                                                                                                                                                                                                                                                                                                                                                                                                                                                |      |          |      |                        |      |                                  |      |                                              |      |                                       |      |                                               |     |         |       |          |       |                  |     |         |       |  |       |  |
| 1.6                         | 1. Hardly ever, seldom                        |                                                                                                                                                                                                                                                                                                                                                                                                                                                                                                                |      |          |      |                        |      |                                  |      |                                              |      |                                       |      |                                               |     |         |       |          |       |                  |     |         |       |  |       |  |
| 1.3                         | 2. Less than once a week                      |                                                                                                                                                                                                                                                                                                                                                                                                                                                                                                                |      |          |      |                        |      |                                  |      |                                              |      |                                       |      |                                               |     |         |       |          |       |                  |     |         |       |  |       |  |
| 10.1                        | 3. Once or twice a week                       |                                                                                                                                                                                                                                                                                                                                                                                                                                                                                                                |      |          |      |                        |      |                                  |      |                                              |      |                                       |      |                                               |     |         |       |          |       |                  |     |         |       |  |       |  |
| 4.0                         | 4. Week days, several times a<br>week         |                                                                                                                                                                                                                                                                                                                                                                                                                                                                                                                |      |          |      |                        |      |                                  |      |                                              |      |                                       |      |                                               |     |         |       |          |       |                  |     |         |       |  |       |  |
| 73.5                        | 5. Every day                                  |                                                                                                                                                                                                                                                                                                                                                                                                                                                                                                                |      |          |      |                        |      |                                  |      |                                              |      |                                       |      |                                               |     |         |       |          |       |                  |     |         |       |  |       |  |
| 0.6                         | 9. N.A.                                       |                                                                                                                                                                                                                                                                                                                                                                                                                                                                                                                |      |          |      |                        |      |                                  |      |                                              |      |                                       |      |                                               |     |         |       |          |       |                  |     |         |       |  |       |  |
| <hr/>                       |                                               |                                                                                                                                                                                                                                                                                                                                                                                                                                                                                                                |      |          |      |                        |      |                                  |      |                                              |      |                                       |      |                                               |     |         |       |          |       |                  |     |         |       |  |       |  |
| 99.9                        |                                               |                                                                                                                                                                                                                                                                                                                                                                                                                                                                                                                |      |          |      |                        |      |                                  |      |                                              |      |                                       |      |                                               |     |         |       |          |       |                  |     |         |       |  |       |  |
| 763<br>(323)                | 1322<br>(522)                                 | J6 How often do you (Head) go<br>to church? (1969)                                                                                                                                                                                                                                                                                                                                                                                                                                                             |      |          |      |                        |      |                                  |      |                                              |      |                                       |      |                                               |     |         |       |          |       |                  |     |         |       |  |       |  |
|                             |                                               | <table border="0"> <tr><td>26.7</td><td>0. Never</td></tr> <tr><td>19.3</td><td>1. Hardly ever</td></tr> <tr><td>7.9</td><td>2. About once a month, sometimes</td></tr> <tr><td>8.3</td><td>3. Every few weeks, several<br/>times a month</td></tr> <tr><td>29.4</td><td>4. Every week, once a week</td></tr> <tr><td>6.7</td><td>5. More than once a week, once<br/>a week plus</td></tr> <tr><td>1.7</td><td>9. N.A.</td></tr> <tr><td colspan="2"><hr/></td></tr> <tr><td>100.0</td><td></td></tr> </table> | 26.7 | 0. Never | 19.3 | 1. Hardly ever         | 7.9  | 2. About once a month, sometimes | 8.3  | 3. Every few weeks, several<br>times a month | 29.4 | 4. Every week, once a week            | 6.7  | 5. More than once a week, once<br>a week plus | 1.7 | 9. N.A. | <hr/> |          | 100.0 |                  |     |         |       |  |       |  |
| 26.7                        | 0. Never                                      |                                                                                                                                                                                                                                                                                                                                                                                                                                                                                                                |      |          |      |                        |      |                                  |      |                                              |      |                                       |      |                                               |     |         |       |          |       |                  |     |         |       |  |       |  |
| 19.3                        | 1. Hardly ever                                |                                                                                                                                                                                                                                                                                                                                                                                                                                                                                                                |      |          |      |                        |      |                                  |      |                                              |      |                                       |      |                                               |     |         |       |          |       |                  |     |         |       |  |       |  |
| 7.9                         | 2. About once a month, sometimes              |                                                                                                                                                                                                                                                                                                                                                                                                                                                                                                                |      |          |      |                        |      |                                  |      |                                              |      |                                       |      |                                               |     |         |       |          |       |                  |     |         |       |  |       |  |
| 8.3                         | 3. Every few weeks, several<br>times a month  |                                                                                                                                                                                                                                                                                                                                                                                                                                                                                                                |      |          |      |                        |      |                                  |      |                                              |      |                                       |      |                                               |     |         |       |          |       |                  |     |         |       |  |       |  |
| 29.4                        | 4. Every week, once a week                    |                                                                                                                                                                                                                                                                                                                                                                                                                                                                                                                |      |          |      |                        |      |                                  |      |                                              |      |                                       |      |                                               |     |         |       |          |       |                  |     |         |       |  |       |  |
| 6.7                         | 5. More than once a week, once<br>a week plus |                                                                                                                                                                                                                                                                                                                                                                                                                                                                                                                |      |          |      |                        |      |                                  |      |                                              |      |                                       |      |                                               |     |         |       |          |       |                  |     |         |       |  |       |  |
| 1.7                         | 9. N.A.                                       |                                                                                                                                                                                                                                                                                                                                                                                                                                                                                                                |      |          |      |                        |      |                                  |      |                                              |      |                                       |      |                                               |     |         |       |          |       |                  |     |         |       |  |       |  |
| <hr/>                       |                                               |                                                                                                                                                                                                                                                                                                                                                                                                                                                                                                                |      |          |      |                        |      |                                  |      |                                              |      |                                       |      |                                               |     |         |       |          |       |                  |     |         |       |  |       |  |
| 100.0                       |                                               |                                                                                                                                                                                                                                                                                                                                                                                                                                                                                                                |      |          |      |                        |      |                                  |      |                                              |      |                                       |      |                                               |     |         |       |          |       |                  |     |         |       |  |       |  |

| <u>Variable<br/>Numbers</u> | <u>Tape<br/>Locations</u> | <u>Content</u>                                                                 |
|-----------------------------|---------------------------|--------------------------------------------------------------------------------|
| 764<br>(324)                | 1323<br>(523)             | J7 How often do you (Head) go<br>to social clubs or organi-<br>zations? (1969) |
|                             |                           | 59.8 0. Never                                                                  |
|                             |                           | 9.4 1. Hardly ever, seldom                                                     |
|                             |                           | 18.3 2. Less than once a week                                                  |
|                             |                           | 7.2 3. Once a week                                                             |
|                             |                           | 3.5 4. A few times a week, more<br>than once a week                            |
|                             |                           | 0.7 5. Four days a week or more                                                |
|                             |                           | 1.1 9. N.A.                                                                    |
|                             |                           | <u>100.0</u>                                                                   |
| 765<br>(325)                | 1324<br>(524)             | J8 How often do you (Head) go<br>to a bar or tavern? (1969)                    |
|                             |                           | 64.0 0. Never                                                                  |
|                             |                           | 10.8 1. Hardly ever                                                            |
|                             |                           | 9.5 2. Once or twice a month, not<br>too often                                 |
|                             |                           | 6.3 3. Once a week                                                             |
|                             |                           | 5.0 4. A few times a week, more than<br>once a week                            |
|                             |                           | 3.3 5. Four days a week or more                                                |
|                             |                           | 1.1 9. N.A.                                                                    |
|                             |                           | <u>100.0</u>                                                                   |
| 766<br>(326)                | 1325<br>(525)             | J9 Do you (Head) belong to a<br>labor union? (1969)                            |
|                             |                           | 24.2 1. Yes                                                                    |
|                             |                           | 75.5 5. No                                                                     |
|                             |                           | 0.2 9. N.A.                                                                    |
|                             |                           | <u>99.9</u>                                                                    |

| <u>Variable Numbers</u> | <u>Tape Locations</u> | <u>Content</u>                                                                                                                                                      |
|-------------------------|-----------------------|---------------------------------------------------------------------------------------------------------------------------------------------------------------------|
| 767<br>(327)            | 1326<br>(526)         | J10 How much did your (Head's) union dues amount to last year? (1969)                                                                                               |
|                         |                       | 1.3 1. No dues                                                                                                                                                      |
|                         |                       | 2.2 2. Dues less than \$25, but not zero                                                                                                                            |
|                         |                       | 16.0 3. \$25-99                                                                                                                                                     |
|                         |                       | 4.4 4. \$100-499                                                                                                                                                    |
|                         |                       | 0.1 5. \$500 or more                                                                                                                                                |
|                         |                       | 0.2 9. N.A.                                                                                                                                                         |
|                         |                       | 75.7 0. Inap., Head does not belong to union                                                                                                                        |
|                         |                       | <hr/> 99.9                                                                                                                                                          |
| 768<br>(328)            | 1327<br>(527)         | J11 Is there anything we haven't talked about that you are doing or planning to do that might make things different for you (and your family) in the future? (1969) |
|                         |                       | 21.1 1. Yes                                                                                                                                                         |
|                         |                       | 78.6 5. No                                                                                                                                                          |
|                         |                       | 0.3 9. N.A.                                                                                                                                                         |
|                         |                       | <hr/> 100.0                                                                                                                                                         |
| 769<br>(329)            | 1328<br>(528)         | J12 What doing or planning to do that might make things different? (1969)                                                                                           |
|                         |                       | <hr/> In order or priority:                                                                                                                                         |
|                         |                       | 6.1 1. Head will change jobs, better job for head, promotion for head                                                                                               |
|                         |                       | 1.3 2. Number of earners will change, job changes of others, retirement of head                                                                                     |
|                         |                       | 1.0 3. Pay raise for head or other major earner; return to school                                                                                                   |
|                         |                       | 1.9 4. Family situation changes (marriage, death)                                                                                                                   |
|                         |                       | 0.8 5. Expenses changes (medical expenses, living expenses)                                                                                                         |
|                         |                       | 3.4 6. Asset or debt transactions                                                                                                                                   |
|                         |                       | 6.3 7. Other reasons not codable above                                                                                                                              |
|                         |                       | 0.1 9. N.A.                                                                                                                                                         |
|                         |                       | 78.9 0. Inap., not doing or planning anything that would make things different in the future                                                                        |
|                         |                       | <hr/> 99.8                                                                                                                                                          |

Variables 770-785 refer to the respondent, not always the head of the family.

| <u>Variable Numbers</u> | <u>Tape LocatSons</u> | <u>Content</u>                                                                                                                                                  |
|-------------------------|-----------------------|-----------------------------------------------------------------------------------------------------------------------------------------------------------------|
| 770<br>(330)            | 1329<br>(529)         | K1 Have you usually felt pretty sure your life would work out the way you want it to, or have there been times when you haven't been very sure about it? (1969) |
|                         |                       | 56.6 1. Usually been pretty sure                                                                                                                                |
|                         |                       | 2.0 2. Pretty sure, qualified                                                                                                                                   |
|                         |                       | 2.4 3. Pro-con, sure sometimes, not sure others                                                                                                                 |
|                         |                       | 1.3 4. More times when haven't been sure, qualified                                                                                                             |
|                         |                       | 32.7 5. More times when not very sure about it                                                                                                                  |
|                         |                       | 5.1 9. N.A., D.K.                                                                                                                                               |
|                         |                       | <u>100.1</u>                                                                                                                                                    |
| 771<br>(331)            | 1330<br>(530)         | K2 Are you the kind of person that plans his life ahead all the time, or do you live more from day to day? (1969)                                               |
|                         |                       | 45.1 1. Plans ahead                                                                                                                                             |
|                         |                       | 2.9 2. Plans ahead, qualified                                                                                                                                   |
|                         |                       | 4.9 3. Pro-con, sometimes plans ahead, sometimes doesn't                                                                                                        |
|                         |                       | 2.0 4. Lives more from day to day, qualified                                                                                                                    |
|                         |                       | 44.5 5. Lives more from day to day                                                                                                                              |
|                         |                       | 0.6 9. N.A., D.K.                                                                                                                                               |
|                         |                       | <u>100.0</u>                                                                                                                                                    |
| 772<br>(332)            | 1331<br>(531)         | K3 When you make plans, do you usually carry out things the way you expected, or do things usually come up to make you change your plans? (1969)                |
|                         |                       | 59.0 1. Usually get to carry out things the way expected                                                                                                        |
|                         |                       | 2.3 2. Usually get to carry things, qualified                                                                                                                   |
|                         |                       | 6.2 3. Pro-con, depends, sometimes carry out, sometimes things come up                                                                                          |
|                         |                       | 1.1 4. Things come up to make me change plans, qualified                                                                                                        |
|                         |                       | 28.2 5. Things usually come up to make me change plans don't follow through                                                                                     |
|                         |                       | 1.5 6. Do not plan                                                                                                                                              |
|                         |                       | 1.7 9. N.A., D.K.                                                                                                                                               |
|                         |                       | <u>100.0</u>                                                                                                                                                    |

| <u>Variable<br/>Numbers</u> | <u>Tape<br/>Locations</u> | <u>Content</u>                                                                                                                                    |
|-----------------------------|---------------------------|---------------------------------------------------------------------------------------------------------------------------------------------------|
| 773<br>(333)                | 1332<br>(532)             | K4 <u>Would you say you nearly always finish things once you start them, or do you sometimes have to give up before they are finished? (1969)</u> |
|                             | 76.2                      | 1. Nearly always finish things                                                                                                                    |
|                             | 3.3                       | 2. Nearly always finish things, qualified                                                                                                         |
|                             | 2.3                       | 3. Pro-con, sometimes finish, sometimes give up                                                                                                   |
|                             | 0.9                       | 4. Sometimes have to give up, qualified                                                                                                           |
|                             | 16.2                      | 5. Sometimes have to give up before they are finished, doesn't finish                                                                             |
|                             | 1.0                       | 9. N.A., D.K.                                                                                                                                     |
|                             | <u>99.9</u>               |                                                                                                                                                   |
| 774<br>(334)                | 1333<br>(533)             | K5 <u>How much do you like to do things that are difficult and challenging? (1969)</u>                                                            |
|                             | 58.3                      | 1. A lot, like it very much                                                                                                                       |
|                             | 7.1                       | 2. A lot, qualified, some things a lot                                                                                                            |
|                             | 8.0                       | 3. Pro-con, depends, sometimes yes, sometimes no                                                                                                  |
|                             | 8.1                       | 4. Not much, qualified                                                                                                                            |
|                             | 15.0                      | 5. Don't like things that are difficult and challenging                                                                                           |
|                             | 3.5                       | 9. N.A., D.K.                                                                                                                                     |
|                             | <u>100.0</u>              |                                                                                                                                                   |
| 775<br>(335)                | 1334<br>(534)             | K6 <u>Would you rather spend your money and enjoy life today, or save more for the future? (1969)</u>                                             |
|                             | 38.1                      | 1. Would rather spend money and enjoy life today                                                                                                  |
|                             | 1.6                       | 2. Rather spend and enjoy, qualified, would if had it                                                                                             |
|                             | 21.9                      | 3. Pro-con, want to do both                                                                                                                       |
|                             | 2.5                       | 4. Save more for the future, qualified                                                                                                            |
|                             | 33.6                      | 5. Save more for the future                                                                                                                       |
|                             | 2.3                       | 9. N.A., D.K.                                                                                                                                     |
|                             | <u>100.0</u>              |                                                                                                                                                   |

| <u>Variable Numbers</u> | <u>Tape Locations</u> | <u>Content</u>                                                                                                                                                            |
|-------------------------|-----------------------|---------------------------------------------------------------------------------------------------------------------------------------------------------------------------|
| 776<br>(336)            | 1335<br>(535)         | K7 Would you rather have a job that you like even if the chances for a raise were small, or a job you don't like which offers a good chance for making more money? (1969) |
|                         |                       | 79.4 1. Rather have a job I like                                                                                                                                          |
|                         |                       | 0.9 2. Rather have a job I like, qualified                                                                                                                                |
|                         |                       | 2.1 3. Pro-con, depends, want both                                                                                                                                        |
|                         |                       | 0.6 4. Job I don't like with good chance for making more money, qualified                                                                                                 |
|                         |                       | 13.6 5. Job I don't like with good chance for making more money                                                                                                           |
|                         |                       | 3.3 9. N.A., D.K.                                                                                                                                                         |
|                         |                       | <hr/> 99.9                                                                                                                                                                |
| 777<br>(337)            | 1336<br>(536)         | K8 Are you more often satisfied, or dissatisfied with yourself? (1969)                                                                                                    |
|                         |                       | 76.0 1. More often satisfied                                                                                                                                              |
|                         |                       | 2.2 2. More often satisfied, qualified                                                                                                                                    |
|                         |                       | 4.4 3. Pro-con, depends, satisfied some ways, dissatisfied others                                                                                                         |
|                         |                       | 1.0 4. More often dissatisfied, qualified                                                                                                                                 |
|                         |                       | 15.3 5. More often dissatisfied                                                                                                                                           |
|                         |                       | 1.2 9. N.A., D.K.                                                                                                                                                         |
|                         |                       | <hr/> 100.1                                                                                                                                                               |
| 778<br>(338)            | 1337<br>(537)         | K9 Do you have some limitations that keep you from getting ahead as far as you would like? (1969)                                                                         |
|                         |                       | 45.0 1. Yes                                                                                                                                                               |
|                         |                       | 3.8 3. Yes, but not important, only temporarily, depends                                                                                                                  |
|                         |                       | 48.5 5. No                                                                                                                                                                |
|                         |                       | 2.7 9. N.A., D.K.                                                                                                                                                         |
|                         |                       | <hr/> 100.0                                                                                                                                                               |

| <u>Variable<br/>Numbers</u> | <u>Tape<br/>Locations</u> | <u>Content</u>                                                                          |
|-----------------------------|---------------------------|-----------------------------------------------------------------------------------------|
| 779<br>(339)                | 1338<br>(538)             | K10 Do you get angry fairly easily, or<br><u>does it take a lot to get angry?(1969)</u> |
|                             | 23.1                      | 1. Get angry fairly easily                                                              |
|                             | 1.7                       | 2. Get angry fairly easily, qualified                                                   |
|                             | 4.1                       | 3. Pro-con, depends                                                                     |
|                             | 3.0                       | 4. Takes a lot to get me angry, qualified<br>(...but I really blow when I do)           |
|                             | 66.9                      | 5. Takes a lot to get me angry (I never<br>get angry)                                   |
|                             | <u>1.2</u>                | 9. N.A., D.K.                                                                           |
|                             | 100.0                     |                                                                                         |
| 780<br>(340)                | 1339<br>(539)             | K11 How much does it matter what other<br><u>people think about you? (1969)</u>         |
|                             | 45.0                      | 1. Doesn't matter, don't care                                                           |
|                             | 19.9                      | 2. Very little, a little, not much                                                      |
|                             | 6.0                       | 3. Pro-con, matters in certain areas                                                    |
|                             | 11.7                      | 4. A good deal, quite a bit, it matters                                                 |
|                             | 15.8                      | 5. It matters a lot, I'm very sensitive                                                 |
|                             | <u>1.7</u>                | 9. N.A., D.K.                                                                           |
|                             | 100.1                     |                                                                                         |
| 781<br>(341)                | 1340<br>(540)             | K12 Do you trust <u>most</u> other people,<br><u>some, or very few?</u>                 |
|                             | 59.7                      | 1. Most                                                                                 |
|                             | 1.7                       | 2. Most, qualified                                                                      |
|                             | 20.1                      | 3. Pro-con, depends, should trust more<br>some                                          |
|                             | 0.6                       | 4. Few, not many                                                                        |
|                             | 16.9                      | 5. Very few, I trust no one, absolutely<br>no one.                                      |
|                             | <u>1.0</u>                | 9. N.A., D.K.                                                                           |
|                             | 100.0                     |                                                                                         |
| 782<br>(342)                | 1341<br>(541)             | K13 Do you spend much time figuring out<br><u>ways to get more money? (1969)</u>        |
|                             | 24.0                      | 1. Yes, an awful lot, most of my time                                                   |
|                             | 1.2                       | 2. Quite a bit                                                                          |
|                             | 3.2                       | 3. Pro-con, depends, sometimes I do,<br>should spend more (less)                        |
|                             | 3.8                       | 4. Very little, not much                                                                |
|                             | 66.6                      | 5. No, none at all                                                                      |
|                             | <u>1.2</u>                | 9. N.A., D.K.                                                                           |
|                             | 100.0                     |                                                                                         |



| <u>Variable Numbers</u> | <u>Tape Locations</u> | <u>Content</u>                                                                                                               |
|-------------------------|-----------------------|------------------------------------------------------------------------------------------------------------------------------|
| 783<br>(343)            | 1342<br>(542)         | K14 Do you think a lot about things that might happen in the future, or do you usually just take things as they come? (1969) |
|                         | 34.9                  | 1. Think a lot about things that might happen                                                                                |
|                         | 1.4                   | 2. Think a good deal, qualified                                                                                              |
|                         | 3.8                   | 3. Pro-con, sometimes do, sometimes don't, should think more (less)                                                          |
|                         | 1.2                   | 4. Usually just take things as they come, qualified, but . . .                                                               |
|                         | 57.6                  | 5. Usually just take things as they come                                                                                     |
|                         | <u>1.1</u>            | 9. N.A., D.K.                                                                                                                |
|                         | 100.0                 |                                                                                                                              |
| 784<br>(344)            | 1343<br>(543)         | K15 Do you think the life of the average man is getting better or is it getting worse? (1969)                                |
|                         | 53.2                  | 1. Getting better                                                                                                            |
|                         | 2.8                   | 2. Getting better, qualified, better for most                                                                                |
|                         | 7.9                   | 3. Pro-con, better some ways, worse others, should be different                                                              |
|                         | 1.8                   | 4. Getting worse, qualified                                                                                                  |
|                         | 28.0                  | 5. Getting worse                                                                                                             |
|                         | <u>6.5</u>            | 9. N.A., D.K.                                                                                                                |
|                         | 100.2                 |                                                                                                                              |
| 785<br>(345)            | 1344<br>(544)         | K16 Are there a lot of people who have good things they don't deserve?(1969)                                                 |
|                         | 30.6                  | 1. Yes, a lot                                                                                                                |
|                         | 2.4                   | 2. A lot, qualified, quite a few                                                                                             |
|                         | 5.0                   | 3. Pro-con, depends, some do                                                                                                 |
|                         | 4.1                   | 4. Not a lot, a few, not many                                                                                                |
|                         | 43.9                  | 5. No                                                                                                                        |
|                         | 4.3                   | 6. Not concerned, can't judge, who cares?                                                                                    |
|                         | 9.7                   | 9. N.A., D.K.                                                                                                                |
|                         | <u>100.0</u>          |                                                                                                                              |

| <u>Variable Numbers</u> | <u>Tape Locations</u> | <u>Content</u>                                                                              |
|-------------------------|-----------------------|---------------------------------------------------------------------------------------------|
| 786<br>(346)            | 1345<br>(545)         | L1 Did you (Head) grow up on a farm, in a small town, in a large city, or what? (1969)      |
|                         | 34.6                  | 1. Farm                                                                                     |
|                         | 34.1                  | 2. Small town, any size town, suburb                                                        |
|                         | 27.6                  | 3. Large city, any size city                                                                |
|                         | 2.9                   | 4. Other, several different places                                                          |
|                         | 0.7                   | 9. N.A.                                                                                     |
|                         | <u>99.9</u>           |                                                                                             |
|                         |                       | State and County Where Grew Up                                                              |
| 787<br>(347)            | 1346<br>(546)         | L2 In what state and county was that? (1969 question)                                       |
|                         |                       | <u>State</u>                                                                                |
|                         |                       | (01-51) State in U.S. - See Variable 361 of this code for detailed content of this variable |
|                         |                       | (99) N.A. state                                                                             |
|                         |                       | (00) Foreign country                                                                        |
| 788<br>(348)            | 1348-1350<br>(548)    | <u>L2 County or Foreign Country</u>                                                         |
|                         |                       | XXX. County if in U.S.; country if outside U.S.                                             |
|                         |                       | 000. Alaska or Hawaii                                                                       |
|                         |                       | 999. N.A. what county, N.A. what country                                                    |
|                         |                       | Number of Regions Head has Lived In                                                         |
| 789<br>(349)            | 1353<br>(553)         | L4 What other states or countries have you lived in? (1969 question)                        |
|                         | 51.4                  | 1. One (lived in 1 region)                                                                  |
|                         | 30.9                  | 2. Two (lived in 2 regions)                                                                 |
|                         | 9.6                   | 3. Three                                                                                    |
|                         | 6.7                   | 4. Four or more regions                                                                     |
|                         | 1.5                   | 9. N.A.                                                                                     |
|                         | <u>100.1</u>          |                                                                                             |

CONTINUED ON NEXT PAGE



| <u>Variable<br/>Numbers</u> | <u>Tape<br/>Locations</u> | <u>Content</u>                                                                                                                                 |
|-----------------------------|---------------------------|------------------------------------------------------------------------------------------------------------------------------------------------|
| 790<br>(350)                | 1354<br>(554)             | L4 Number of States head has lived<br>in (including present location)<br>(1969)                                                                |
|                             |                           | 40.2 1. Lived in 1 state                                                                                                                       |
|                             |                           | 28.4 2. Lived in 2 states                                                                                                                      |
|                             |                           | 12.7 3. Lived in 3 states                                                                                                                      |
|                             |                           | 17.4 4. Lived in 4 or more states                                                                                                              |
|                             |                           | 1.4 9. N.A.                                                                                                                                    |
|                             |                           | <u>100.1</u>                                                                                                                                   |
|                             |                           | Variables 791-798 apply only to new<br>heads of families. See the corre-<br>sponding 1968 variables in cases where<br>the head did not change. |
| 791<br>(351)                | 1355<br>(555)             | L5 Whether same head in 1969 as in<br>1968                                                                                                     |
|                             |                           | 92.1 1. Same head                                                                                                                              |
|                             |                           | 7.8 2. New head                                                                                                                                |
|                             |                           | 0.2 9. N.A.                                                                                                                                    |
|                             |                           | <u>100.1</u>                                                                                                                                   |
| 792<br>(352)                | 1356<br>(556)             | L6 Were your parents poor when you<br>were growing up, pretty well off,<br>or what? (1969 question)                                            |
|                             |                           | 2.4 1. Poor                                                                                                                                    |
|                             |                           | 3.5 3. Average, it varied                                                                                                                      |
|                             |                           | 1.6 5. Pretty well off                                                                                                                         |
|                             |                           | 0.3 9. N.A., Don't know, didn't live<br>with parents                                                                                           |
|                             |                           | 92.3 0. Inap., same head in 1969 as in 1968                                                                                                    |
|                             |                           | <u>100.1</u>                                                                                                                                   |

| <u>Variable<br/>Numbers</u> | <u>Tape<br/>Locations</u> | <u>Content</u>                                                                                              |
|-----------------------------|---------------------------|-------------------------------------------------------------------------------------------------------------|
| 793<br>(353)                | 1357<br>(557)             | L7, L8 Education of head's father<br>(1969 question)                                                        |
|                             |                           | 0.8 1. 0-5 grades; illiterate                                                                               |
|                             |                           | 3.3 2. 6-8 grades                                                                                           |
|                             |                           | 0.9 3. 9-11 grades                                                                                          |
|                             |                           | 1.4 4. 12 grades                                                                                            |
|                             |                           | 0.1 5. 12 grades plus non-academic<br>training                                                              |
|                             |                           | 0.4 6. College, no degree                                                                                   |
|                             |                           | 0.1 7. College, bachelor's degree                                                                           |
|                             |                           | 0.2 8. College, advanced or professional<br>degree                                                          |
|                             |                           | 0.4 9. N.A., D.K.                                                                                           |
|                             |                           | 92.4 0. Could not read or write, D.K. grade<br>and could not read or write; same<br>head in 1969 as in 1968 |
|                             |                           | <u>100.0</u>                                                                                                |
| 794<br>(354)                | 1358<br>(558)             | L9, L12, L15-15a How many grades of<br>school did you (Head) finish?<br>(1969 question)                     |
|                             |                           | 0.2 1. 0-5 grades                                                                                           |
|                             |                           | 1.1 2. 6-8 grades                                                                                           |
|                             |                           | 1.5 3. 9-11 grades                                                                                          |
|                             |                           | 2.5 4. 12 grades                                                                                            |
|                             |                           | 0.4 5. 12 grades plus non-academic training                                                                 |
|                             |                           | 1.3 6. College, no degree                                                                                   |
|                             |                           | 0.5 7. College, bachelor's degree                                                                           |
|                             |                           | 0.1 8. College, advanced or professional<br>degree                                                          |
|                             |                           | 0.1 9. N.A., D.K.                                                                                           |
|                             |                           | 92.3 0. Cannot read or write or has trouble<br>reading; same head in 1969 as in 1968                        |
|                             |                           | <u>100.0</u>                                                                                                |
| 795<br>(355)                | 1359<br>(569)             | L10, L13 Did you get any other training<br>or schooling?<br><u>L11, L14 What was it? (1969 question)</u>    |
|                             |                           | 2.3 1. Yes, some training outside the regular<br>school system                                              |
|                             |                           | 4.9 5. No training or schooling except<br>regular school and college                                        |
|                             |                           | 0.4 9. N.A.                                                                                                 |
|                             |                           | <u>92.3</u> 0. Inap., same head in 1969 as in 1968                                                          |
|                             |                           | 99.9                                                                                                        |

| <u>Variable<br/>Numbers</u> | <u>Tape<br/>Locations</u> | <u>Content</u>                                                                                                                          |
|-----------------------------|---------------------------|-----------------------------------------------------------------------------------------------------------------------------------------|
| 796<br>(356)                | 1360<br>(560)             | L16 Are you (Head) a veteran?<br>(1969 question)                                                                                        |
|                             |                           | 2.3 1. Yes                                                                                                                              |
|                             |                           | 5.4 5. No                                                                                                                               |
|                             |                           | 0.1 9. N.A.                                                                                                                             |
|                             |                           | 92.3 0. Inap., same head in 1968 as in<br>1969                                                                                          |
|                             |                           | <u>100.1</u>                                                                                                                            |
| 797<br>(357)                | 1361<br>(561)             | L17 Have you (Head) ever moved out of<br>a community where you were living<br>in order to take a job somewhere<br>else? (1969 question) |
|                             |                           | 1.9 1. Yes                                                                                                                              |
|                             |                           | 5.5 5. No                                                                                                                               |
|                             |                           | 0.3 9. N.A.                                                                                                                             |
|                             |                           | 92.3 0. Inap., same head in 1968 as in 1969                                                                                             |
|                             |                           | <u>100.0</u>                                                                                                                            |
| 798<br>(358)                | 1362<br>(562)             | L18 Have you (Head) ever turned down<br>a job because you did not want to<br>move? (1969 question)                                      |
|                             |                           | 0.7 1. Yes                                                                                                                              |
|                             |                           | 4.1 5. No                                                                                                                               |
|                             |                           | 0.6 9. N.A.                                                                                                                             |
|                             |                           | 94.6 0. Inap., same head in 1968 as in 1969                                                                                             |
|                             |                           | <u>100.0</u>                                                                                                                            |
| 799<br>(359)                | 1363<br>(563)             | M1 Who was present during interview?<br>(1969)                                                                                          |
|                             |                           | 36.6 1. Respondent only                                                                                                                 |
|                             |                           | 29.6 2. Respondent and spouse                                                                                                           |
|                             |                           | 13.9 3. Respondent and someone else (not<br>spouse)                                                                                     |
|                             |                           | 17.2 4. Respondent and spouse and someone<br>else                                                                                       |
|                             |                           | 2.7 9. N.A.                                                                                                                             |
|                             |                           | <u>100.0</u>                                                                                                                            |

| <u>Variable Numbers</u> | <u>Tape Locations</u> |             | <u>Content</u>                                                |
|-------------------------|-----------------------|-------------|---------------------------------------------------------------|
| 800<br>(360)            | 1364<br>(564)         |             | <u>M2 Relation to head of respondent (1969)</u>               |
|                         |                       | 93.2        | 1. Head                                                       |
|                         |                       | 0.6         | 2. Wife, responding for self (wife considered head)           |
|                         |                       | 5.9         | 3. Wife, responding for husband                               |
|                         |                       | 0.0         | 7. Someone other than head or wife                            |
|                         |                       | 0.3         | 9. N.A.                                                       |
|                         |                       | <hr/> 100.0 |                                                               |
| 801<br>(361)            | 1365<br>(565)         |             | <u>M3 Race of Head (1969)</u>                                 |
|                         |                       | 87.1        | 1. White                                                      |
|                         |                       | 10.6        | 2. Negro                                                      |
|                         |                       | 1.8         | 3. Puerto Rican, Mexican, Cuban                               |
|                         |                       | 0.5         | 7. Other (including Oriental, Philippino)                     |
|                         |                       | 0.0         | 0. N.A.                                                       |
|                         |                       | <hr/> 100.0 |                                                               |
| 802<br>(362)            | 1366<br>(566)         |             | <u>M4 Number of calls required to secure interview (1969)</u> |
|                         |                       | 36.1        | 1. One                                                        |
|                         |                       | 29.0        | 2. Two                                                        |
|                         |                       | 15.4        | 3. Three                                                      |
|                         |                       | 7.4         | 4. Four                                                       |
|                         |                       | 4.2         | 5. Five                                                       |
|                         |                       | 1.7         | 6. Six                                                        |
|                         |                       | 1.1         | 7. Seven                                                      |
|                         |                       | 1.1         | a. Eight or more                                              |
|                         |                       | 3.9         | 9. N.A.                                                       |
|                         |                       | <hr/> 99.9  |                                                               |
| 803<br>(363)            | 1367<br>(567)         |             | <u>M5 How clean was the interior of the DU? (1969)</u>        |
|                         |                       | 45.3        | 1. Very clean                                                 |
|                         |                       | 29.6        | 2. Clean                                                      |
|                         |                       | 12.7        | 3. So-so, average                                             |
|                         |                       | 4.2         | 4. Not very clean                                             |
|                         |                       | 2.8         | 5. Dirty                                                      |
|                         |                       | 5.4         | 9. N.A.                                                       |
|                         |                       | <hr/> 100.0 |                                                               |

| <u>Variable Numbers</u> | <u>Tape Locations</u>  | <u>Content</u>                                                                                                                |
|-------------------------|------------------------|-------------------------------------------------------------------------------------------------------------------------------|
| 804<br>(364)            | 1368<br>(568)          | M6 <u>How much reading material was visible in the DU? (1969)</u>                                                             |
|                         |                        | 11.3 1. A lot                                                                                                                 |
|                         |                        | 53.2 3. Some                                                                                                                  |
|                         |                        | 27.8 5. None                                                                                                                  |
|                         |                        | 7.7 9. N.A.                                                                                                                   |
|                         |                        | <u>100.0</u>                                                                                                                  |
| 805<br>(365)            | 1369<br>(569)          | M7 <u>Were there language or other problems that made it difficult for you to interview this Respondent? (1969)</u>           |
|                         |                        | 3.5 1. Yes, major problem or language difficulty                                                                              |
|                         |                        | 2.3 3. Yes, minor                                                                                                             |
|                         |                        | 90.9 5. No, none                                                                                                              |
|                         |                        | <u>3.3</u> 9. N.A.                                                                                                            |
|                         |                        | <u>100.0</u>                                                                                                                  |
| 806<br>(366)            | 1370<br>(570)          | M8 <u>Does Respondent have any obvious disfigurements or habits that could make it difficult for him to get a job? (1969)</u> |
|                         |                        | 5.2 1. Yes                                                                                                                    |
|                         |                        | 2.5 3. Yes, qualified, minor ones                                                                                             |
|                         |                        | 89.2 5. No, or old age only                                                                                                   |
|                         |                        | <u>3.1</u> 9. N.A.                                                                                                            |
|                         |                        | <u>100.0</u>                                                                                                                  |
| 807<br>(367)            | 1371<br>(571)          | M9 <u>Is this address inside the city limits of city (5,000 population or more)? (1969)</u>                                   |
|                         |                        | 62.6 1. Yes                                                                                                                   |
|                         |                        | 36.5 5. No                                                                                                                    |
|                         |                        | <u>0.9</u> 9. N.A.                                                                                                            |
|                         |                        | <u>100.0</u>                                                                                                                  |
| 808<br>(368)            | 1372-1374<br>(572-574) | M11 <u>What is the nearest city of 50,000 or more? (1969)</u>                                                                 |

(Not available, to insure confidentiality of records)



| <u>Variable Numbers</u> | <u>Tape Locations</u> | <u>Content</u>                                                                                |
|-------------------------|-----------------------|-----------------------------------------------------------------------------------------------|
| 809<br>(369)            | 1375<br>(575)         | M12 Distance to center of city of<br><u>50,000 or more (1969)</u>                             |
|                         |                       | 23.8 1. Under 5 miles                                                                         |
|                         |                       | 29.1 2. 5-14.9 miles                                                                          |
|                         |                       | 14.6 3. 15-29.9 miles                                                                         |
|                         |                       | 10.1 4. 30-49.9 miles                                                                         |
|                         |                       | 22.3 5. 50 miles or more                                                                      |
|                         |                       | <u>99.9</u>                                                                                   |
| 810<br>(370)            | 1376<br>(576)         | M13 Type of structure in which family<br><u>lives (1969)</u>                                  |
|                         |                       | 3.6 0. Trailer                                                                                |
|                         |                       | 68.2 1. Detached single family house                                                          |
|                         |                       | 4.1 2. 2-family house, 2 units side by side                                                   |
|                         |                       | 4.9 3. 2-family house, 2 units one above<br>the other                                         |
|                         |                       | 3.1 4. Detached 3-4 family house                                                              |
|                         |                       | 3.5 5. Row house (3 or more units in an<br>attached row)                                      |
|                         |                       | 5.5 6. Apartment house (5 or more units,<br>3 stories or less)                                |
|                         |                       | 2.9 7. Apartment house (5 or more units,<br>4 stories or more), dormitories                   |
|                         |                       | 1.1 8. Apartment in a partly commercial<br>structure                                          |
|                         |                       | <u>3.1</u> 9. N.A.                                                                            |
|                         |                       | 100.0                                                                                         |
| 811<br>(371)            | 1377<br>(577)         | M14 Neighborhood (lowest-density<br><u>structure)(1969)</u>                                   |
|                         |                       | 13.2 0. Vacant land                                                                           |
|                         |                       | 3.3 1. Trailer                                                                                |
|                         |                       | 61.7 2. Detached single-family house                                                          |
|                         |                       | 5.2 3. 2-family house, 2 units side by side<br>2-family house, 2 units one above<br>the other |
|                         |                       | 5.3 4. Detached 3-4 family house. Row house<br>(3 or more units in an attached row)           |
|                         |                       | 3.8 5. Apartment house (5 or more units,<br>3 stories or less)                                |
|                         |                       | 2.5 6. Apartment house (5 or more units, 4<br>stories or more), dormitories                   |
|                         |                       | 0.7 7. Partly commercial or industrial<br>neighborhood                                        |
|                         |                       | 0.8 8. Wholly commercial or industrial<br>neighborhood                                        |
|                         |                       | <u>3.4</u> 9. Other, or N.A.                                                                  |
|                         |                       | 99.9                                                                                          |

| <u>Variable Numbers</u> | <u>Tape Locations</u> | <u>Content</u>                                                                             |
|-------------------------|-----------------------|--------------------------------------------------------------------------------------------|
| 812<br>(372)            | 1378<br>(578)         | M14 Neighborhood (highest density measure) (1969)                                          |
|                         |                       | 9.7 0. Vacant                                                                              |
|                         |                       | 2.5 1. Trailer                                                                             |
|                         |                       | 58.4 2. Detached single-family house                                                       |
|                         |                       | 7.4 3. 2-family house, 2 units side by side<br>2-family house, 2 units one above the other |
|                         |                       | 5.9 4. Detached 3-4 family house<br>Row house (3 or more units in an attached row)         |
|                         |                       | 4.7 5. Apartment house (5 or more units, 3 stories or less)                                |
|                         |                       | 2.8 6. Apartment house (5 or more units, 4 stories or more), dormitories                   |
|                         |                       | 1.4 7. Partly commercial or industrial neighborhood                                        |
|                         |                       | 2.2 8. Wholly commercial or industrial neighborhood                                        |
|                         |                       | 4.9 9. Other, or N.A.                                                                      |
|                         |                       | <u>99.9</u>                                                                                |
| 813<br>(373)            | 1379<br>(579)         | M15 Is this DU located in a public housing project? (1969)                                 |
|                         |                       | 2.2 1. Yes                                                                                 |
|                         |                       | 80.3 5. No                                                                                 |
|                         |                       | 17.5 9. N.A.                                                                               |
|                         |                       | <u>100.0</u>                                                                               |
| 814<br>(374)            | 1380<br>(580)         | M16 Whether dwelling unit appears to have inside toilet (1969)                             |
|                         |                       | 93.2 1. Yes                                                                                |
|                         |                       | 2.9 5. No                                                                                  |
|                         |                       | 3.8 9. N.A., can't tell                                                                    |
|                         |                       | <u>99.9</u>                                                                                |

| <u>Variable<br/>Numbers</u> | <u>Tape<br/>Locations</u> | <u>Content</u>                                                                                   |
|-----------------------------|---------------------------|--------------------------------------------------------------------------------------------------|
| 815<br>(375)                | 1381<br>(581)             | M17 Whether dwelling unit appears<br>to have running water (1969)                                |
|                             |                           | 94.4 1. Yes                                                                                      |
|                             |                           | 2.1 5. No                                                                                        |
|                             |                           | 3.5 9. N.A., can't tell                                                                          |
|                             |                           | <u>100.0</u>                                                                                     |
| 816<br>(376)                | 1382<br>(582)             | M18 Whether dwelling needs major or<br>extensive repairs (1969)                                  |
|                             |                           | 12.5 1. Yes                                                                                      |
|                             |                           | 80.4 5. No                                                                                       |
|                             |                           | 7.1 9. N.A., can't tell                                                                          |
|                             |                           | <u>100.0</u>                                                                                     |
| 817<br>(377)                | 1383<br>(583)             | Whether 1969 head has following<br>difficulties (1969)                                           |
|                             |                           | 99.2 0. No evidence of problems listed<br>below                                                  |
|                             |                           | 0.7 1. Alcoholism                                                                                |
|                             |                           | 0.0 2. Police record                                                                             |
|                             |                           | 0.1 3. Gambling                                                                                  |
|                             |                           | <u>100.0</u>                                                                                     |
| 818<br>(378)                | 1384<br>(584)             | Whether substantial divergence between<br>1969 family situation and situation<br>throughout 1968 |
|                             |                           | 98.7 0. 1969 data adequate                                                                       |
|                             |                           | 1.0 1. Substantial divergence                                                                    |
|                             |                           | 0.3 2. Relatively large capital gains<br>and losses                                              |
|                             |                           | <u>100.0</u>                                                                                     |

| <u>Variable Numbers</u> | <u>Tape Locations</u>  | <u>Content</u>                                                                                                                                                                                                                                                                                                                                                                                                                                                                                                                                                                                                                                                                                                                                                                                                                                                                                        |
|-------------------------|------------------------|-------------------------------------------------------------------------------------------------------------------------------------------------------------------------------------------------------------------------------------------------------------------------------------------------------------------------------------------------------------------------------------------------------------------------------------------------------------------------------------------------------------------------------------------------------------------------------------------------------------------------------------------------------------------------------------------------------------------------------------------------------------------------------------------------------------------------------------------------------------------------------------------------------|
| 819<br>(379)            | 1385-1386<br>(585-586) | <p>H36 Why was that? (why things better or worse in 1967 than 1968)<br/>(1969 question)</p> <hr/> <p>In order of priority: Highest and second highest priority mentions coded into 1 variable (See Variables 726-7 for each of these variables separately).</p> <p>7.0 1. Head changed jobs or got a promotion, went to school</p> <p>5.9 2. Number of earners changed, jobs of others changed, head retired</p> <p>29.8 3. Change in pay rate of work time for head or other earners</p> <p>3.8 4. Family situation changed (marriage, death)</p> <p>13.7 5. Expenses changed (medical expenses, living expenses)</p> <p>5.6 6. Asset or debt transactions</p> <p>12.1 7. Other reasons</p> <p>0.7 8. Yes, but N.A. what</p> <p>3.1 9. N.A. (in tape location 1385 only)</p> <p>118.3 0. Inap., no difference in situation between 1967 and 1968 (in tape location 1386 only)</p> <hr/> <p>200.0</p> |
| 820<br>(380)            | 1387-1388<br>(587-588) | <p>H39 Why is that? (why next few years better or worse than now) (1969 question)</p> <hr/> <p>In order of priority: Highest and second highest priority mentions coded into 1 variable. (See variables 730-1 for each of these variables separately)</p> <p>12.2 1. Head will change jobs or get a promotion, go to school</p> <p>7.3 2. Number of earners will change, job changes of others, retirement of head</p> <p>21.9 3. Change in pay rate or work time of head or other earners</p> <p>4.5 4. Family situation changes (marriage, death)</p>                                                                                                                                                                                                                                                                                                                                               |

CONTINUED ON NEXT PAGE

| <u>Variable Numbers</u> | <u>Tape Locations</u>  |       | <u>Content</u>                                                                                                                                                |
|-------------------------|------------------------|-------|---------------------------------------------------------------------------------------------------------------------------------------------------------------|
| 820<br>(380)            | 1387-1388<br>(587-588) | 11.9  | 5. Expenses will change (medical expenses, living expenses)                                                                                                   |
| (cont.)                 |                        | 9.5   | 6. Asset or debt transactions                                                                                                                                 |
|                         |                        | 19.4  | 7. Other reasons                                                                                                                                              |
|                         |                        | 11.4  | 9. N.A. (in tape location 1387 only)                                                                                                                          |
|                         |                        | 102.0 | 0. Inap., expect no changes in next few years (in tape location 1388 only)                                                                                    |
|                         |                        | <hr/> |                                                                                                                                                               |
|                         |                        | 200.1 |                                                                                                                                                               |
| 821<br>(381)            | 1389-1390<br>(589-590) |       | J1 We're interested in how people spent their spare time. What things do you (Head) usually do in your spare time? (1969)                                     |
|                         |                        |       | <hr/>                                                                                                                                                         |
|                         |                        |       | In order of priority: Highest and second highest priority mentions coded into 1 variable. (See variables 756-7 for each of these variables separately).       |
|                         |                        | 2.7   | 1. Investment in self; learning new things that may benefit one economically; formal education for non-students                                               |
|                         |                        | 45.6  | 2. Productive activities (that save money or produce direct services), e.g. gardening, working around the house (except in the case of women doing housework) |
|                         |                        | 53.8  | 3. Energetic activities requiring initiative: fishing, flower gardening, active hobbies, bowling, tennis, swimming, other sports, square dancing, camping     |
|                         |                        | 46.5  | 4. Drive the car, talk with neighbors, play cards, walk, read (leisurely), play with kids, talk with kids, party                                              |
|                         |                        | 22.0  | 5. Watch TV, listen to radio, other passive things                                                                                                            |
|                         |                        | 5.1   | 6. Nothing, have no spare time; sleep                                                                                                                         |
|                         |                        | 0.1   | 9. N.A. (in tape location 1389 only)                                                                                                                          |
|                         |                        | 24.1  | 0. No second mention (in tape location 1390 only)                                                                                                             |
|                         |                        | <hr/> |                                                                                                                                                               |
|                         |                        | 199.9 |                                                                                                                                                               |

| <u>Variable Numbers</u>                             | <u>Tape Locations</u>                 | <u>Content</u>                                                                                                                                                                                                                                                                                                                                                                                                                                                                                                                                                                                                                                                                                                                                                                                                                                                                                                                                                                                                                                                |                                                     |                                       |                         |                       |      |      |                          |      |      |                               |      |      |
|-----------------------------------------------------|---------------------------------------|---------------------------------------------------------------------------------------------------------------------------------------------------------------------------------------------------------------------------------------------------------------------------------------------------------------------------------------------------------------------------------------------------------------------------------------------------------------------------------------------------------------------------------------------------------------------------------------------------------------------------------------------------------------------------------------------------------------------------------------------------------------------------------------------------------------------------------------------------------------------------------------------------------------------------------------------------------------------------------------------------------------------------------------------------------------|-----------------------------------------------------|---------------------------------------|-------------------------|-----------------------|------|------|--------------------------|------|------|-------------------------------|------|------|
| 822<br>(382)                                        | 1391-1394<br>(591-594)                | <p>Estimated 1968 property taxes for <u>homeowners</u></p> <p style="text-align: center;"><u>Estimated property tax rate<sup>a</sup></u></p> <table border="1"> <thead> <tr> <th><u>Distance from nearest city of 50,000 or more</u></th> <th><u>New England States<sup>b</sup></u></th> <th><u>All other States</u></th> </tr> </thead> <tbody> <tr> <td>0-5 miles<br/>(V369=1)</td> <td>.025</td> <td>.020</td> </tr> <tr> <td>5-49 miles<br/>(V369=2-5)</td> <td>.020</td> <td>.015</td> </tr> <tr> <td>50 or more miles<br/>(V369= 5)</td> <td>.015</td> <td>.010</td> </tr> </tbody> </table> <p><sup>a</sup> E.S. Maynes and J.N.Morgan, "The Effective Role of Real Estate Taxation", <u>Review of Economics and Statistics</u>, XXXIX, (February, 1957), 14-22</p> <p><sup>b</sup> v97 = 06, 18, 20, 28, 38, 44: Connecticut, Maine, Massachusetts, New Hampshire, Rhode Island, Vermont</p> <p>xxxx. Estimated 1968 property taxes</p> <p>0000. Inap., not a homeowner; trailer owner who does not own his land, rents or neither owns nor rents</p> | <u>Distance from nearest city of 50,000 or more</u> | <u>New England States<sup>b</sup></u> | <u>All other States</u> | 0-5 miles<br>(V369=1) | .025 | .020 | 5-49 miles<br>(V369=2-5) | .020 | .015 | 50 or more miles<br>(V369= 5) | .015 | .010 |
| <u>Distance from nearest city of 50,000 or more</u> | <u>New England States<sup>b</sup></u> | <u>All other States</u>                                                                                                                                                                                                                                                                                                                                                                                                                                                                                                                                                                                                                                                                                                                                                                                                                                                                                                                                                                                                                                       |                                                     |                                       |                         |                       |      |      |                          |      |      |                               |      |      |
| 0-5 miles<br>(V369=1)                               | .025                                  | .020                                                                                                                                                                                                                                                                                                                                                                                                                                                                                                                                                                                                                                                                                                                                                                                                                                                                                                                                                                                                                                                          |                                                     |                                       |                         |                       |      |      |                          |      |      |                               |      |      |
| 5-49 miles<br>(V369=2-5)                            | .020                                  | .015                                                                                                                                                                                                                                                                                                                                                                                                                                                                                                                                                                                                                                                                                                                                                                                                                                                                                                                                                                                                                                                          |                                                     |                                       |                         |                       |      |      |                          |      |      |                               |      |      |
| 50 or more miles<br>(V369= 5)                       | .015                                  | .010                                                                                                                                                                                                                                                                                                                                                                                                                                                                                                                                                                                                                                                                                                                                                                                                                                                                                                                                                                                                                                                          |                                                     |                                       |                         |                       |      |      |                          |      |      |                               |      |      |
| 823<br>(383)                                        | 1395-1398<br>(595-598)                | <p>Estimated 1968 imputed rent for <u>home-owners</u></p> <p>xxxx. Net equity in dwelling x .06<br/>(Net equity = house value minus remaining mortgage principal V449-V451)</p> <p>0000. Homeowners or trailer owners with \$ 0 net equity; rents or neither owns nor rents</p>                                                                                                                                                                                                                                                                                                                                                                                                                                                                                                                                                                                                                                                                                                                                                                               |                                                     |                                       |                         |                       |      |      |                          |      |      |                               |      |      |

| <u>Variable Numbers</u> | <u>Tape Locations</u>  | <u>Content</u>                                                                                                                                            |
|-------------------------|------------------------|-----------------------------------------------------------------------------------------------------------------------------------------------------------|
| 824<br>(384)            | 1399<br>(599)          | <u>(Bkt. V449) 1969 House value</u>                                                                                                                       |
|                         | 36.8                   | 0. Rents; neither owns nor rents                                                                                                                          |
|                         | 3.5                    | 1. \$0001-3999                                                                                                                                            |
|                         | 7.8                    | 2. \$4000-7999                                                                                                                                            |
|                         | 10.0                   | 3. \$8000-11,999                                                                                                                                          |
|                         | 11.5                   | 4. \$12,000-15,999                                                                                                                                        |
|                         | 8.4                    | 5. \$16,000-19,999                                                                                                                                        |
|                         | 7.7                    | 6. \$20,000-24,999                                                                                                                                        |
|                         | 8.9                    | 7. \$25,000-34,999                                                                                                                                        |
|                         | 3.8                    | a. \$35,000-49,999                                                                                                                                        |
|                         | 1.7                    | 9. \$50,000 or more                                                                                                                                       |
|                         | <u>100.1</u>           |                                                                                                                                                           |
| 825<br>(385)            | 1400-1403<br>(600-603) | <u>Average amount of leisure per major adult (head and wife) in 1968</u>                                                                                  |
|                         |                        | Total working hours available during a year (5840: 16 hrs/day x 365 days) minus average nonleisure of head and wife (total nonleisure if unmarried head). |
|                         |                        | <u>This variable not comparable to 1968 Variable</u> since nonleisure in 1968 includes travel to work time of head and wife while in 1967 it did not.     |
| 826<br>(386)            | 1404-1407<br>(604-607) | <u>Average amount of leisure per major adult in 1968 (head and wife)</u>                                                                                  |
|                         |                        | Total working hours available during a year (5840: 16 hrs/ x 365 days) minus average nonleisure of head and wife (total nonleisure if unmarried head)     |
|                         |                        | <u>This variable is comparable to 1968 variable,</u> since travel to work time has been added back into leisure to make it comparable.                    |

| <u>Variable<br/>Numbers</u> | <u>Tape<br/>Locations</u> | <u>Content</u>                                 |
|-----------------------------|---------------------------|------------------------------------------------|
| 827<br>(387)                | 1408<br>(608)             | (Bkt. V529) Total 1968 family money<br>income  |
|                             |                           | 0.2 0. \$0; no money income                    |
|                             |                           | 1.7 1. \$001 - 999                             |
|                             |                           | 6.4 2. \$1000-1999                             |
|                             |                           | 6.6 3. \$2000-2999                             |
|                             |                           | 8.0 4. \$3000-3999                             |
|                             |                           | 6.1 5. \$4000-4999                             |
|                             |                           | 18.4 6. \$5000-7499                            |
|                             |                           | 16.0 7. \$7500-9999                            |
|                             |                           | 22.0 8. \$10,000-14,999                        |
|                             |                           | 14.5 9. \$15,000 or more                       |
|                             |                           | <u>99.9</u>                                    |
| 828<br>(388)                | 1409<br>(609)             | (Bkt. V514) Total 1968 labor income<br>of head |
|                             |                           | 17.2 0. \$0; no labor income                   |
|                             |                           | 2.9 1. \$01-499                                |
|                             |                           | 2.6 2. \$500-999                               |
|                             |                           | 5.3 3. \$1000-1999                             |
|                             |                           | 4.3 4. \$2000-2999                             |
|                             |                           | 5.7 5. \$3000-3999                             |
|                             |                           | 6.7 6. \$4000-4999                             |
|                             |                           | 20.9 7. \$5000-5999                            |
|                             |                           | 14.2 8. \$7500-9999                            |
|                             |                           | 20.3 9. \$10,000 or more                       |
|                             |                           | <u>99.9</u>                                    |
| 829<br>(389)                | 1410<br>(610)             | (Bkt. V516) Total 1968 labor income<br>of wife |
|                             |                           | 65.1 0. Wife had no labor income; no<br>wife   |
|                             |                           | 5.8 1. \$01-499                                |
|                             |                           | 3.6 2. \$500-999                               |
|                             |                           | 5.4 3. \$1000-1999                             |
|                             |                           | 4.7 4. \$2000-2999                             |
|                             |                           | 5.1 5. \$3000-3999                             |
|                             |                           | 3.7 6. \$4000-4999                             |
|                             |                           | 5.3 7. \$5000-7499                             |
|                             |                           | 1.2 8. \$7500-9999                             |
|                             |                           | 0.2 9. \$10,000 or more                        |
|                             |                           | <u>100.1</u>                                   |



| <u>Variable<br/>Numbers</u> | <u>Tape<br/>Locations</u> | <u>Content</u>                                                               |
|-----------------------------|---------------------------|------------------------------------------------------------------------------|
| 830<br>(390)                | 1411<br>(611)             | (Bkt.V518) Total 1968 taxable income<br>of head and wife                     |
|                             |                           | 8.5 0. No such income, \$0.                                                  |
|                             |                           | 4.5 1. \$001-499                                                             |
|                             |                           | 3.2 2. \$500-999                                                             |
|                             |                           | 6.2 3. \$1000-1999                                                           |
|                             |                           | 4.1 4. \$2000-2999                                                           |
|                             |                           | 5.4 5. \$3000-3999                                                           |
|                             |                           | 5.1 6. \$4000-4999                                                           |
|                             |                           | 16.4 7. \$5000-7499                                                          |
|                             |                           | 15.1 8. \$7500-9999                                                          |
|                             |                           | 31.4 9. \$10,000 or more                                                     |
|                             |                           | <hr/> 99.9                                                                   |
| 831<br>(391)                | 1412<br>(612)             | (Bkt.V521) Total 1968 taxable income<br>of others (other than head and wife) |
|                             |                           | 78.9 0. Others had no <u>taxable</u> income;<br>no others in family          |
|                             |                           | 5.3 1. \$01-499                                                              |
|                             |                           | 3.4 2. \$500-999                                                             |
|                             |                           | 3.9 3. \$1000-1999                                                           |
|                             |                           | 2.4 4. \$2000-2999                                                           |
|                             |                           | 1.2 5. \$3000-3999                                                           |
|                             |                           | 1.3 6. \$4000-4999                                                           |
|                             |                           | 1.9 7. \$5000-7499                                                           |
|                             |                           | 1.0 8. \$7500-9999                                                           |
|                             |                           | 0.7 9. \$10,000 or more                                                      |
|                             |                           | <hr/> 100.0                                                                  |
| 832<br>(392)                | 1413<br>(613)             | (Bkt. V523) Total 1968 ADC or AFDC<br>of head of family                      |
|                             |                           | 97.9 0. \$0                                                                  |
|                             |                           | 0.1 1. \$01-499                                                              |
|                             |                           | 0.4 2. \$500-999                                                             |
|                             |                           | 0.7 3. \$1000-1999                                                           |
|                             |                           | 0.5 4. \$2000-2999                                                           |
|                             |                           | 0.3 5. \$3000-3999                                                           |
|                             |                           | 0.1 6. \$4000-4999                                                           |
|                             |                           | 0.1 7. \$5000-7499                                                           |
|                             |                           | <hr/> 100.1                                                                  |

| <u>Variable<br/>Numbers</u> | <u>Tape<br/>Locations</u> | <u>Content</u>                                                                                                                         |
|-----------------------------|---------------------------|----------------------------------------------------------------------------------------------------------------------------------------|
| 833<br>(393)                | 1414<br>(614)             | (Bkt.V525) Total 1968 other transfers of head and wife (other from ADC or AFDC)                                                        |
|                             |                           | Includes other welfare, workmen's and unemployment compensation, all retirement pay, alimony, child support, help from relatives, etc. |
|                             |                           | 61.6 0. \$0                                                                                                                            |
|                             |                           | 7.3 1. \$01-499                                                                                                                        |
|                             |                           | 7.3 2. \$500-999                                                                                                                       |
|                             |                           | 11.3 3. \$1000-1999                                                                                                                    |
|                             |                           | 6.3 4. \$2000-2999                                                                                                                     |
|                             |                           | 3.0 5. \$3000-3999                                                                                                                     |
|                             |                           | 1.1 6. \$4000-4999                                                                                                                     |
|                             |                           | 1.4 7. \$5000-7499                                                                                                                     |
|                             |                           | 0.5 8. \$7500-9999                                                                                                                     |
|                             |                           | 0.1 9. \$10,000 or more                                                                                                                |
|                             |                           | <hr/> 99.9                                                                                                                             |
| 834<br>(394)                | 1415<br>(615)             | (Bkt. V527) Total 1968 transfers of others in family (other than head or wife)                                                         |
|                             |                           | 94.1 0. Others had no such income; no others in family                                                                                 |
|                             |                           | 1.1 1. \$01-499                                                                                                                        |
|                             |                           | 1.7 2. \$500-999                                                                                                                       |
|                             |                           | 2.0 3. \$1000-1999                                                                                                                     |
|                             |                           | 0.7 4. \$2000-2999                                                                                                                     |
|                             |                           | 0.2 5. \$3000-3999                                                                                                                     |
|                             |                           | 0.0 6. \$4000-4999                                                                                                                     |
|                             |                           | 0.0 7. \$5000-7499                                                                                                                     |
|                             |                           | <hr/> 99.8                                                                                                                             |
| 835<br>(395)                | 1416-1419<br>(616-619)    | <u>Total 1968 family money income/needs-1968</u>                                                                                       |
|                             |                           | Total 1968 family money income [V835] ÷ 1968 Family needs [V495]                                                                       |
|                             |                           | xx.xx Money income/needs ratio                                                                                                         |

| <u>Variable Numbers</u> | <u>Tape Locations</u>  | <u>Content</u>                                                                                        |
|-------------------------|------------------------|-------------------------------------------------------------------------------------------------------|
| 836<br>(396)            | 1420<br>(620)          | (Bkt.V835) Total 1968 family money<br><u>income/needs - 1968</u>                                      |
|                         |                        | 1.7 0. Less than 0.40                                                                                 |
|                         |                        | 7.4 1. 0.40 - 0.79                                                                                    |
|                         |                        | 10.4 2. 0.80 - 1.19                                                                                   |
|                         |                        | 10.8 3. 1.20 - 1.59                                                                                   |
|                         |                        | 10.9 4. 1.60 - 1.99                                                                                   |
|                         |                        | 10.5 5. 2.00 - 2.39                                                                                   |
|                         |                        | 13.8 6. 2.40 - 2.99                                                                                   |
|                         |                        | 15.8 7. 3.00 - 3.99                                                                                   |
|                         |                        | 13.6 8. 4.00 - 5.99                                                                                   |
|                         |                        | 5.1 9. 6.00                                                                                           |
|                         |                        | <u>100.0</u>                                                                                          |
| 837<br>(397)            | 1421-1423<br>(621-623) | 1968 Family "Well-Offness" - Money<br><u>income</u>                                                   |
|                         |                        | (1968 money income/needs [V835] x<br>1968 average leisure per major adult<br>a[V826] ) <sup>1/2</sup> |
|                         |                        | <sup>a</sup> Leisure measure comparable to previous<br>year's measure                                 |
|                         |                        | The square root form makes the variable<br>linearly homogeneous in its two<br>components.             |
| 838<br>(398)            | 1424<br>(624)          | (Bkt. V837) 1968 family "Well-Offness" -<br><u>Money income</u>                                       |
|                         |                        | 0.6 0. Under 30                                                                                       |
|                         |                        | 1.5 1. 30-39                                                                                          |
|                         |                        | 4.0 2. 40-49                                                                                          |
|                         |                        | 7.6 3. 50-59                                                                                          |
|                         |                        | 10.9 4. 60-69                                                                                         |
|                         |                        | 12.9 5. 70-79                                                                                         |
|                         |                        | 14.1 6. 80-89                                                                                         |
|                         |                        | 12.3 7. 90-99                                                                                         |
|                         |                        | 19.3 8. 100-119                                                                                       |
|                         |                        | 16.9 9. 120 or greater                                                                                |
|                         |                        | <u>100.1</u>                                                                                          |

| <u>Variable Numbers</u> | <u>Tape Locations</u>  | <u>Content</u>                                                                                                                                                                                                                                                                                                                                                                                                                                                                                                                                                                                |
|-------------------------|------------------------|-----------------------------------------------------------------------------------------------------------------------------------------------------------------------------------------------------------------------------------------------------------------------------------------------------------------------------------------------------------------------------------------------------------------------------------------------------------------------------------------------------------------------------------------------------------------------------------------------|
| 839<br>(399)            | 1425-1428<br>(625-628) | <p>1968 hours of <u>free</u> help from outside family unit</p> <hr/> <p>Calculation assumes help from outside family was worth \$1.00 per hour. Hence, any excess of hours of total help over dollars paid for that help assumed to be free help.</p> <p>V487: Total hours of help received (free + paid)</p> <p>V489: Amount paid for that help</p> <p>Calculated as follows:</p> <p>xxxx.= V487 if V489 (amount spent for help) = 0</p> <p>xxxx.= V487 - V489 (excess of hours over dollars assumed to be free help)</p> <p>0000. Amount spent greater than hours received; none free</p>   |
| 840<br>(400)            | 1429-1433<br>(629-633) | <p><u>Total 1968 family real income</u></p> <p>Summation of the following variables:</p> <p>V529 total family money income</p> <p>V445 amount saved on car repairs</p> <p>V462 amount saved on additions and repairs to home</p> <p>V504 amount saved on meals at work or school</p> <p>V508 amount saved on home produced food</p> <p>V510 amount saved on goverment food stamps</p> <p>V512 amount saved on other free food</p> <p>V457 rental value of housing received free of charge</p> <p>V823 imputed rental value of owner-occupied home</p> <p>V839 value of free help received</p> |

| <u>Variable Numbers</u> | <u>Tape Locations</u>  | <u>Content</u>                                                                                                                                                          |
|-------------------------|------------------------|-------------------------------------------------------------------------------------------------------------------------------------------------------------------------|
| 841<br>(401)            | 1434<br>(634)          | (Bkt.V840) <u>Total 1968 family real income</u>                                                                                                                         |
|                         |                        | 0.0 0. Under \$500                                                                                                                                                      |
|                         |                        | 0.5 1. \$500-999                                                                                                                                                        |
|                         |                        | 4.8 2. \$1000-1999                                                                                                                                                      |
|                         |                        | 6.1 3. \$2000-2999                                                                                                                                                      |
|                         |                        | 7.8 4. \$3000-3999                                                                                                                                                      |
|                         |                        | 6.6 5. \$4000-4999                                                                                                                                                      |
|                         |                        | 17.1 6. \$5000-7499                                                                                                                                                     |
|                         |                        | 15.7 7. \$7500-9999                                                                                                                                                     |
|                         |                        | 23.8 8. \$10,000-14,999                                                                                                                                                 |
|                         |                        | 17.6 9. \$15,000 or more                                                                                                                                                |
|                         |                        | <u>100.0</u>                                                                                                                                                            |
| 842<br>(402)            | 1435-1439<br>(635-639) | <u>Total 1968 family net real income</u>                                                                                                                                |
|                         |                        | Total real income minus cost of earning income (estimated federal income taxes + union dues of head of family and child care costs for working wives or single parents) |
|                         |                        | Calculated as follows:                                                                                                                                                  |
|                         |                        | (a) If children:                                                                                                                                                        |
|                         |                        | V840 (Total 1968 <u>family real income</u> )                                                                                                                            |
|                         |                        | V533 (Estimated 1968 federal income taxes + union dues of head of family + child care costs of working wives or single parents)                                         |
|                         |                        | V839 (Hours of free child care)                                                                                                                                         |
| 843<br>(403)            | 1440<br>(640)          | (Bkt. V842) <u>Total 1968 family net real income</u>                                                                                                                    |
|                         |                        | 0.0 0. Under \$500                                                                                                                                                      |
|                         |                        | 0.6 1. \$500-999                                                                                                                                                        |
|                         |                        | 4.9 2. \$1000-1999                                                                                                                                                      |
|                         |                        | 6.8 3. \$2000-2999                                                                                                                                                      |
|                         |                        | 8.2 4. \$3000-3999                                                                                                                                                      |
|                         |                        | 7.7 5. \$4000-4999                                                                                                                                                      |
|                         |                        | 20.5 6. \$5000-7499                                                                                                                                                     |
|                         |                        | 18.1 7. \$7500-9999                                                                                                                                                     |
|                         |                        | 21.4 8. \$10,000-14,999                                                                                                                                                 |
|                         |                        | 11.9 9. \$15,000 or more                                                                                                                                                |
|                         |                        | <u>100.1</u>                                                                                                                                                            |

| <u>Variable Numbers</u> | <u>Tape Locations</u>  | <u>Content</u>                                                                                                          |
|-------------------------|------------------------|-------------------------------------------------------------------------------------------------------------------------|
| 844<br>(404)            | 1441-1444<br>(641-644) | Total 1968 family net real income/1968 family needs<br><hr/>                                                            |
|                         |                        | xx.xx (V842 ÷ V495)                                                                                                     |
| 845<br>(405)            | 1445<br>(645)          | (Bkt.V844) Total 1968 family net real income/1968 family needs<br><hr/>                                                 |
|                         |                        | 0.8 0. Under .40                                                                                                        |
|                         |                        | 5.4 1. .40 - .79                                                                                                        |
|                         |                        | 10.2 2. .80 - 1.19                                                                                                      |
|                         |                        | 11.6 3. 1.20- 1.59                                                                                                      |
|                         |                        | 12.6 4. 1.60- 1.99                                                                                                      |
|                         |                        | 11.9 5. 2.00- 2.39                                                                                                      |
|                         |                        | 15.0 6. 2.40- 2.99                                                                                                      |
|                         |                        | 16.5 7. 3.00- 3.99                                                                                                      |
|                         |                        | 12.0 8. 4.00- 5.99                                                                                                      |
|                         |                        | 3.9 9. 6.00 or more                                                                                                     |
|                         |                        | <hr/> 99.9                                                                                                              |
| 846<br>(406)            | 1446-1448<br>(646-648) | 1968 family "Well-Offness" - net real income<br><hr/>                                                                   |
|                         |                        | (Real net income/needs [V844] x 1968 average leisure for major adult a[V826]) 1/2                                       |
|                         |                        | a Leisure measure comparable to previous year's measure, i.e., includes 1968 hours of journey to work of head and wife. |
|                         |                        | The square root makes the variable linearly homogeneous in its two components                                           |

| <u>Variable Numbers</u> | <u>Tape Locations</u>  | <u>Content</u>                                                                                                                                                                                                                                                                     |
|-------------------------|------------------------|------------------------------------------------------------------------------------------------------------------------------------------------------------------------------------------------------------------------------------------------------------------------------------|
| 847<br>(407)            | 1449<br>(649)          | (Bkt. V846) 1968 family "Well-Offness" -<br><u>Net real income</u>                                                                                                                                                                                                                 |
|                         |                        | 0.3 0. Under 30                                                                                                                                                                                                                                                                    |
|                         |                        | 0.9 1. 30-39                                                                                                                                                                                                                                                                       |
|                         |                        | 2.5 2. 40-49                                                                                                                                                                                                                                                                       |
|                         |                        | 7.0 3. 50-59                                                                                                                                                                                                                                                                       |
|                         |                        | 11.2 4. 60-69                                                                                                                                                                                                                                                                      |
|                         |                        | 14.0 5. 70-79                                                                                                                                                                                                                                                                      |
|                         |                        | 15.2 6. 80-89                                                                                                                                                                                                                                                                      |
|                         |                        | 14.0 7. 90-99                                                                                                                                                                                                                                                                      |
|                         |                        | 20.4 8. 100-119                                                                                                                                                                                                                                                                    |
|                         |                        | 14.6 9. 120 or more                                                                                                                                                                                                                                                                |
|                         |                        | <u>100.1</u>                                                                                                                                                                                                                                                                       |
| 848<br>(408)            | 1450-1453<br>(650-653) | <u>1968 Cost of housing for family</u>                                                                                                                                                                                                                                             |
|                         |                        | 0000. Housing free during 1968                                                                                                                                                                                                                                                     |
|                         |                        | 9999. \$9999 or more                                                                                                                                                                                                                                                               |
|                         |                        | 0.06 x V449 If trailer or home owner: 6%<br>of 1969 house value - the sum<br>of imputed return on equity<br>(which enter the account as both<br>income and an expense) and an<br>assumed 6% interest charge on<br>the remaining mortgage principal.                                |
|                         |                        | V455 If rented: annual rent for 1968                                                                                                                                                                                                                                               |
|                         |                        | V457 If neither owns nor rents: annual<br>rental value for those who receive<br>housing free or in return for services.<br><br>[In occasional cases there are non-<br>zero values in both V455 and V457 to<br>account for reduced (but not zero)<br>rental in return for services] |
|                         |                        | V460 Total 1968 utilities (includes lot<br>rental for trailers)                                                                                                                                                                                                                    |
|                         |                        | V822 If homeowners: estimated 1968 property<br>taxes.                                                                                                                                                                                                                              |
|                         |                        | NOTE: V848 does not include the amount spent<br>for maintenance and repairs.                                                                                                                                                                                                       |

| <u>Variable Numbers</u> | <u>Tape Locations</u>  | <u>Content</u>                                                                                                                                                    |
|-------------------------|------------------------|-------------------------------------------------------------------------------------------------------------------------------------------------------------------|
| 849<br>(409)            | 1454<br>(654)          | (Bkt. V848) 1968 cost of housing for family                                                                                                                       |
|                         |                        | 0.0 0. \$0                                                                                                                                                        |
|                         |                        | 1.9 1. \$1-299                                                                                                                                                    |
|                         |                        | 9.3 2. \$300-599                                                                                                                                                  |
|                         |                        | 13.4 3. \$600-899                                                                                                                                                 |
|                         |                        | 17.3 4. \$900-1199                                                                                                                                                |
|                         |                        | 14.9 5. \$1200-1499                                                                                                                                               |
|                         |                        | 19.6 6. \$1500-1999                                                                                                                                               |
|                         |                        | 10.1 7. \$2000-2499                                                                                                                                               |
|                         |                        | 9.2 8. \$2500-3499                                                                                                                                                |
|                         |                        | 4.3 9. \$3500 or more                                                                                                                                             |
|                         |                        | <u>100.0</u>                                                                                                                                                      |
| 850<br>(410)            | 1455-1459<br>(655-659) | Total 1968 family net real income (Version 2) (Subtracting out head's and wife's cost of journey to work, and outside dependents)                                 |
|                         |                        | Total 1968 net real income [V842] -<br>Journey to work cost - Head [V471] -<br>Journey to work cost - Wife [V547] -<br>1968 support to outside dependents [V540]. |
| 851<br>(411)            | 1460<br>(660)          | (Bkt.V850) Total 1968 family net real income (Version 2)                                                                                                          |
|                         |                        | 0.0 0. Under \$500                                                                                                                                                |
|                         |                        | 0.6 1. \$500-999                                                                                                                                                  |
|                         |                        | 5.1 2. \$1000-1999                                                                                                                                                |
|                         |                        | 7.1 3. \$2000-2999                                                                                                                                                |
|                         |                        | 8.5 4. \$3000-3999                                                                                                                                                |
|                         |                        | 8.1 5. \$4000-4999                                                                                                                                                |
|                         |                        | 21.5 6. \$5000-7499                                                                                                                                               |
|                         |                        | 18.2 7. \$7500-9999                                                                                                                                               |
|                         |                        | 20.3 8. \$10,000-14,999                                                                                                                                           |
|                         |                        | 10.5 9. \$15,000 or more                                                                                                                                          |
|                         |                        | <u>99.9</u>                                                                                                                                                       |
| 852<br>(412)            | 1461-1464<br>(661-664) | Total 1968 family net real income (Version 2)/1968 family needs<br><br>(V850 ÷ V495)                                                                              |



| <u>Variable<br/>Numbers</u> | <u>Tape<br/>Locations</u> | <u>Content</u>                                                                                                                                                        |
|-----------------------------|---------------------------|-----------------------------------------------------------------------------------------------------------------------------------------------------------------------|
| 853<br>(413)                | 1465<br>(665)             | (Bkt. V852) Total 1968 family net<br>real income (Version 2)/ 1968 family<br>needs                                                                                    |
|                             |                           | 0.9 0. Less than 0.40                                                                                                                                                 |
|                             |                           | 5.7 1. 0.40 - 0.79                                                                                                                                                    |
|                             |                           | 10.9 2. 0.80 - 1.19                                                                                                                                                   |
|                             |                           | 12.2 3. 1.20 - 1.59                                                                                                                                                   |
|                             |                           | 13.2 4. 1.60 - 1.99                                                                                                                                                   |
|                             |                           | 12.6 5. 2.00 - 2.39                                                                                                                                                   |
|                             |                           | 14.5 6. 2.40 - 2.99                                                                                                                                                   |
|                             |                           | 15.9 7. 3.00 - 3.99                                                                                                                                                   |
|                             |                           | 10.9 8. 4.00 - 5.99                                                                                                                                                   |
|                             |                           | 3.2 9. 6.00 +                                                                                                                                                         |
|                             |                           | <hr/> 100.0                                                                                                                                                           |
| 854<br>(414)                | 1466-1468<br>(666-668)    | 1968 Family "Well-Offness" - Net real<br>income (Version 2)                                                                                                           |
|                             |                           | (Real net income/needs [V852] x 1968<br>average Leisure per major adult<br>a[V825])1/2                                                                                |
|                             |                           | Leisure measure not comparable to previous<br>year's measure, since non-leisure in 1968<br>includes travel to work time of head and<br>wife while in 1967 it did not. |
| 855<br>(415)                | 1469<br>(669)             | (Bkt. V854) 1968 family "Well-Offness" -<br>Net real income - (Version 2)                                                                                             |
|                             |                           | 0.4 0. Less than 30                                                                                                                                                   |
|                             |                           | 1.1 1. 30-39                                                                                                                                                          |
|                             |                           | 3.1 2. 40-49                                                                                                                                                          |
|                             |                           | 8.0 3. 50-59                                                                                                                                                          |
|                             |                           | 12.2 4. 60-69                                                                                                                                                         |
|                             |                           | 15.1 5. 70-79                                                                                                                                                         |
|                             |                           | 15.8 6. 80-89                                                                                                                                                         |
|                             |                           | 13.4 7. 90-99                                                                                                                                                         |
|                             |                           | 18.3 8. 100-119                                                                                                                                                       |
|                             |                           | 12.6 9. 120 +                                                                                                                                                         |
|                             |                           | <hr/> 100.0                                                                                                                                                           |

| <u>Variable Numbers</u> | <u>Tape Locations</u>  | <u>Content</u>                                                                                                                                                                                                                                                                                                                                                                                                                                                                                                                                                                                                                                                                                                                                                                                                                                                                                                                                  |
|-------------------------|------------------------|-------------------------------------------------------------------------------------------------------------------------------------------------------------------------------------------------------------------------------------------------------------------------------------------------------------------------------------------------------------------------------------------------------------------------------------------------------------------------------------------------------------------------------------------------------------------------------------------------------------------------------------------------------------------------------------------------------------------------------------------------------------------------------------------------------------------------------------------------------------------------------------------------------------------------------------------------|
| 856<br>(416)            | 1470-1474<br>(670-674) | <p>1968 Family net real income net of <u>cost of housing</u></p> <p>(V842 1968 family net real income - V848 1968 cost of housing for family)</p> <p>Real net income includes travel to work costs of head and wife, so variable can be compared with preceding year's comparable variable.</p>                                                                                                                                                                                                                                                                                                                                                                                                                                                                                                                                                                                                                                                 |
| 857<br>(417)            | 1475<br>(675)          | <p>(Bkt. V856) 1968 family net real income <u>net cost of housing</u></p> <p>1.1 0. Less than \$500</p> <p>3.1 1. \$500-999</p> <p>7.2 2. \$1000-1999</p> <p>9.7 3. \$2000-2999</p> <p>7.6 4. \$3000-3999</p> <p>8.7 5. \$4000-4999</p> <p>22.7 6. \$5000-7499</p> <p>17.7 7. \$7500-9999</p> <p>15.5 8. \$10,000-14,999</p> <p>6.6 9. \$15,000 +</p>                                                                                                                                                                                                                                                                                                                                                                                                                                                                                                                                                                                           |
| 858<br>(418)            | 1476-1479<br>(676-679) | <p>1968 family net real income net of <u>cost of housing/1968 family food need standard</u></p> <p>(1968 family net real income net of cost of housing [V856]/Family food standard [V491]).</p> <p>xx.xx Ratio of 1968 family net real income net of cost of housing to 1968 family food need standard.</p> <p>It is postulated that housing is a lumpy expenditure which is not proportional to family size. Income remaining after this expense may be considered to be applicable to expenses which are more nearly proportional to family size. The family food standard does not incorporate some of the economies of scale which the family need standard does, and is thus the appropriate reference standard for this income measure. However, the food standard is lower than the need standard by roughly a factor of 3, so variable 858 will have substantially greater numerical value than the other income + needs variables.</p> |

| <u>Variable Numbers</u> | <u>Tape Locations</u>  | <u>Content</u>                                                                                                                                                                                                                                                                                                                                                                                                                                                                                                                                                                                                                                                               |     |    |                |     |    |             |     |    |             |      |    |             |      |    |             |      |    |             |      |    |             |      |    |             |      |    |              |      |    |         |  |  |       |  |  |       |
|-------------------------|------------------------|------------------------------------------------------------------------------------------------------------------------------------------------------------------------------------------------------------------------------------------------------------------------------------------------------------------------------------------------------------------------------------------------------------------------------------------------------------------------------------------------------------------------------------------------------------------------------------------------------------------------------------------------------------------------------|-----|----|----------------|-----|----|-------------|-----|----|-------------|------|----|-------------|------|----|-------------|------|----|-------------|------|----|-------------|------|----|-------------|------|----|--------------|------|----|---------|--|--|-------|--|--|-------|
| 859<br>(419)            | 1480<br>(680)          | (Bkt.V858) 1968 Family net real income net of cost of housing/ 1968 Family food standard                                                                                                                                                                                                                                                                                                                                                                                                                                                                                                                                                                                     |     |    |                |     |    |             |     |    |             |      |    |             |      |    |             |      |    |             |      |    |             |      |    |             |      |    |              |      |    |         |  |  |       |  |  |       |
|                         |                        | <table border="0"> <tr><td>1.7</td><td>0.</td><td>Less than 1.00</td></tr> <tr><td>5.3</td><td>1.</td><td>1.00 - 1.99</td></tr> <tr><td>9.1</td><td>2.</td><td>2.00 - 2.99</td></tr> <tr><td>10.0</td><td>3.</td><td>3.00 - 3.99</td></tr> <tr><td>10.7</td><td>4.</td><td>4.00 - 4.99</td></tr> <tr><td>10.1</td><td>5.</td><td>5.00 - 5.99</td></tr> <tr><td>14.5</td><td>6.</td><td>6.00 - 7.49</td></tr> <tr><td>15.7</td><td>7.</td><td>7.50 - 9.99</td></tr> <tr><td>14.7</td><td>8.</td><td>10.00 -14.99</td></tr> <tr><td>8.1</td><td>9.</td><td>15.00 +</td></tr> <tr><td colspan="2"></td><td><hr/></td></tr> <tr><td colspan="2"></td><td>99.9</td></tr> </table> | 1.7 | 0. | Less than 1.00 | 5.3 | 1. | 1.00 - 1.99 | 9.1 | 2. | 2.00 - 2.99 | 10.0 | 3. | 3.00 - 3.99 | 10.7 | 4. | 4.00 - 4.99 | 10.1 | 5. | 5.00 - 5.99 | 14.5 | 6. | 6.00 - 7.49 | 15.7 | 7. | 7.50 - 9.99 | 14.7 | 8. | 10.00 -14.99 | 8.1  | 9. | 15.00 + |  |  | <hr/> |  |  | 99.9  |
| 1.7                     | 0.                     | Less than 1.00                                                                                                                                                                                                                                                                                                                                                                                                                                                                                                                                                                                                                                                               |     |    |                |     |    |             |     |    |             |      |    |             |      |    |             |      |    |             |      |    |             |      |    |             |      |    |              |      |    |         |  |  |       |  |  |       |
| 5.3                     | 1.                     | 1.00 - 1.99                                                                                                                                                                                                                                                                                                                                                                                                                                                                                                                                                                                                                                                                  |     |    |                |     |    |             |     |    |             |      |    |             |      |    |             |      |    |             |      |    |             |      |    |             |      |    |              |      |    |         |  |  |       |  |  |       |
| 9.1                     | 2.                     | 2.00 - 2.99                                                                                                                                                                                                                                                                                                                                                                                                                                                                                                                                                                                                                                                                  |     |    |                |     |    |             |     |    |             |      |    |             |      |    |             |      |    |             |      |    |             |      |    |             |      |    |              |      |    |         |  |  |       |  |  |       |
| 10.0                    | 3.                     | 3.00 - 3.99                                                                                                                                                                                                                                                                                                                                                                                                                                                                                                                                                                                                                                                                  |     |    |                |     |    |             |     |    |             |      |    |             |      |    |             |      |    |             |      |    |             |      |    |             |      |    |              |      |    |         |  |  |       |  |  |       |
| 10.7                    | 4.                     | 4.00 - 4.99                                                                                                                                                                                                                                                                                                                                                                                                                                                                                                                                                                                                                                                                  |     |    |                |     |    |             |     |    |             |      |    |             |      |    |             |      |    |             |      |    |             |      |    |             |      |    |              |      |    |         |  |  |       |  |  |       |
| 10.1                    | 5.                     | 5.00 - 5.99                                                                                                                                                                                                                                                                                                                                                                                                                                                                                                                                                                                                                                                                  |     |    |                |     |    |             |     |    |             |      |    |             |      |    |             |      |    |             |      |    |             |      |    |             |      |    |              |      |    |         |  |  |       |  |  |       |
| 14.5                    | 6.                     | 6.00 - 7.49                                                                                                                                                                                                                                                                                                                                                                                                                                                                                                                                                                                                                                                                  |     |    |                |     |    |             |     |    |             |      |    |             |      |    |             |      |    |             |      |    |             |      |    |             |      |    |              |      |    |         |  |  |       |  |  |       |
| 15.7                    | 7.                     | 7.50 - 9.99                                                                                                                                                                                                                                                                                                                                                                                                                                                                                                                                                                                                                                                                  |     |    |                |     |    |             |     |    |             |      |    |             |      |    |             |      |    |             |      |    |             |      |    |             |      |    |              |      |    |         |  |  |       |  |  |       |
| 14.7                    | 8.                     | 10.00 -14.99                                                                                                                                                                                                                                                                                                                                                                                                                                                                                                                                                                                                                                                                 |     |    |                |     |    |             |     |    |             |      |    |             |      |    |             |      |    |             |      |    |             |      |    |             |      |    |              |      |    |         |  |  |       |  |  |       |
| 8.1                     | 9.                     | 15.00 +                                                                                                                                                                                                                                                                                                                                                                                                                                                                                                                                                                                                                                                                      |     |    |                |     |    |             |     |    |             |      |    |             |      |    |             |      |    |             |      |    |             |      |    |             |      |    |              |      |    |         |  |  |       |  |  |       |
|                         |                        | <hr/>                                                                                                                                                                                                                                                                                                                                                                                                                                                                                                                                                                                                                                                                        |     |    |                |     |    |             |     |    |             |      |    |             |      |    |             |      |    |             |      |    |             |      |    |             |      |    |              |      |    |         |  |  |       |  |  |       |
|                         |                        | 99.9                                                                                                                                                                                                                                                                                                                                                                                                                                                                                                                                                                                                                                                                         |     |    |                |     |    |             |     |    |             |      |    |             |      |    |             |      |    |             |      |    |             |      |    |             |      |    |              |      |    |         |  |  |       |  |  |       |
| 860<br>(420)            | 1481-1483<br>(681-683) | 1968 Family "Well-Offness" - Net real income net of cost of housing                                                                                                                                                                                                                                                                                                                                                                                                                                                                                                                                                                                                          |     |    |                |     |    |             |     |    |             |      |    |             |      |    |             |      |    |             |      |    |             |      |    |             |      |    |              |      |    |         |  |  |       |  |  |       |
|                         |                        | (1968 Family net real income net of cost of housing/Family <u>food</u> standard [V858] x 1968 average leisure per major adult <sup>a</sup> [V826] 1/2)                                                                                                                                                                                                                                                                                                                                                                                                                                                                                                                       |     |    |                |     |    |             |     |    |             |      |    |             |      |    |             |      |    |             |      |    |             |      |    |             |      |    |              |      |    |         |  |  |       |  |  |       |
|                         |                        | <sup>a</sup> The leisure measure is comparable to the previous year's measure, i.e., travel to work time of the head and wife is included in leisure.                                                                                                                                                                                                                                                                                                                                                                                                                                                                                                                        |     |    |                |     |    |             |     |    |             |      |    |             |      |    |             |      |    |             |      |    |             |      |    |             |      |    |              |      |    |         |  |  |       |  |  |       |
| 861<br>(421)            | 1484<br>(684)          | (Bkt.V860) 1968 Family "Well-Offness" - Net Real income net of cost of housing                                                                                                                                                                                                                                                                                                                                                                                                                                                                                                                                                                                               |     |    |                |     |    |             |     |    |             |      |    |             |      |    |             |      |    |             |      |    |             |      |    |             |      |    |              |      |    |         |  |  |       |  |  |       |
|                         |                        | <table border="0"> <tr><td>1.0</td><td>0.</td><td>Less than 50</td></tr> <tr><td>2.5</td><td>1.</td><td>50-69</td></tr> <tr><td>5.5</td><td>2.</td><td>70-89</td></tr> <tr><td>12.3</td><td>3.</td><td>90-109</td></tr> <tr><td>14.6</td><td>4.</td><td>110-129</td></tr> <tr><td>16.9</td><td>5.</td><td>130-149</td></tr> <tr><td>14.3</td><td>6.</td><td>150-169</td></tr> <tr><td>12.5</td><td>7.</td><td>170-189</td></tr> <tr><td>9.8</td><td>8.</td><td>190-219</td></tr> <tr><td>10.6</td><td>9.</td><td>220 +</td></tr> <tr><td colspan="2"></td><td><hr/></td></tr> <tr><td colspan="2"></td><td>100.0</td></tr> </table>                                          | 1.0 | 0. | Less than 50   | 2.5 | 1. | 50-69       | 5.5 | 2. | 70-89       | 12.3 | 3. | 90-109      | 14.6 | 4. | 110-129     | 16.9 | 5. | 130-149     | 14.3 | 6. | 150-169     | 12.5 | 7. | 170-189     | 9.8  | 8. | 190-219      | 10.6 | 9. | 220 +   |  |  | <hr/> |  |  | 100.0 |
| 1.0                     | 0.                     | Less than 50                                                                                                                                                                                                                                                                                                                                                                                                                                                                                                                                                                                                                                                                 |     |    |                |     |    |             |     |    |             |      |    |             |      |    |             |      |    |             |      |    |             |      |    |             |      |    |              |      |    |         |  |  |       |  |  |       |
| 2.5                     | 1.                     | 50-69                                                                                                                                                                                                                                                                                                                                                                                                                                                                                                                                                                                                                                                                        |     |    |                |     |    |             |     |    |             |      |    |             |      |    |             |      |    |             |      |    |             |      |    |             |      |    |              |      |    |         |  |  |       |  |  |       |
| 5.5                     | 2.                     | 70-89                                                                                                                                                                                                                                                                                                                                                                                                                                                                                                                                                                                                                                                                        |     |    |                |     |    |             |     |    |             |      |    |             |      |    |             |      |    |             |      |    |             |      |    |             |      |    |              |      |    |         |  |  |       |  |  |       |
| 12.3                    | 3.                     | 90-109                                                                                                                                                                                                                                                                                                                                                                                                                                                                                                                                                                                                                                                                       |     |    |                |     |    |             |     |    |             |      |    |             |      |    |             |      |    |             |      |    |             |      |    |             |      |    |              |      |    |         |  |  |       |  |  |       |
| 14.6                    | 4.                     | 110-129                                                                                                                                                                                                                                                                                                                                                                                                                                                                                                                                                                                                                                                                      |     |    |                |     |    |             |     |    |             |      |    |             |      |    |             |      |    |             |      |    |             |      |    |             |      |    |              |      |    |         |  |  |       |  |  |       |
| 16.9                    | 5.                     | 130-149                                                                                                                                                                                                                                                                                                                                                                                                                                                                                                                                                                                                                                                                      |     |    |                |     |    |             |     |    |             |      |    |             |      |    |             |      |    |             |      |    |             |      |    |             |      |    |              |      |    |         |  |  |       |  |  |       |
| 14.3                    | 6.                     | 150-169                                                                                                                                                                                                                                                                                                                                                                                                                                                                                                                                                                                                                                                                      |     |    |                |     |    |             |     |    |             |      |    |             |      |    |             |      |    |             |      |    |             |      |    |             |      |    |              |      |    |         |  |  |       |  |  |       |
| 12.5                    | 7.                     | 170-189                                                                                                                                                                                                                                                                                                                                                                                                                                                                                                                                                                                                                                                                      |     |    |                |     |    |             |     |    |             |      |    |             |      |    |             |      |    |             |      |    |             |      |    |             |      |    |              |      |    |         |  |  |       |  |  |       |
| 9.8                     | 8.                     | 190-219                                                                                                                                                                                                                                                                                                                                                                                                                                                                                                                                                                                                                                                                      |     |    |                |     |    |             |     |    |             |      |    |             |      |    |             |      |    |             |      |    |             |      |    |             |      |    |              |      |    |         |  |  |       |  |  |       |
| 10.6                    | 9.                     | 220 +                                                                                                                                                                                                                                                                                                                                                                                                                                                                                                                                                                                                                                                                        |     |    |                |     |    |             |     |    |             |      |    |             |      |    |             |      |    |             |      |    |             |      |    |             |      |    |              |      |    |         |  |  |       |  |  |       |
|                         |                        | <hr/>                                                                                                                                                                                                                                                                                                                                                                                                                                                                                                                                                                                                                                                                        |     |    |                |     |    |             |     |    |             |      |    |             |      |    |             |      |    |             |      |    |             |      |    |             |      |    |              |      |    |         |  |  |       |  |  |       |
|                         |                        | 100.0                                                                                                                                                                                                                                                                                                                                                                                                                                                                                                                                                                                                                                                                        |     |    |                |     |    |             |     |    |             |      |    |             |      |    |             |      |    |             |      |    |             |      |    |             |      |    |              |      |    |         |  |  |       |  |  |       |

| <u>Variable Numbers</u> | <u>Tape Locations</u>  | <u>Content</u>                                                                                                                                                                                                                                                                                                                                                                                                                                                                                                                                                                                                                                                                                         |     |        |     |              |     |              |      |              |      |               |      |                |      |                |      |                |      |                |     |                |              |  |
|-------------------------|------------------------|--------------------------------------------------------------------------------------------------------------------------------------------------------------------------------------------------------------------------------------------------------------------------------------------------------------------------------------------------------------------------------------------------------------------------------------------------------------------------------------------------------------------------------------------------------------------------------------------------------------------------------------------------------------------------------------------------------|-----|--------|-----|--------------|-----|--------------|------|--------------|------|---------------|------|----------------|------|----------------|------|----------------|------|----------------|-----|----------------|--------------|--|
| 862<br>(422)            | 1485-1487<br>(685-687) | <p>1968 Family "Well-Offness" - Net real income (Version 2)<br/>                     Net of cost of housing ("Well-Offness net of all costs")</p> <hr/> <p>(1968 Family net real income [Version 2, subtracts out Journey to work cost of head and wife, and 1968 Support to outside dependents] [V850] <u>minus</u> 1968 Family cost of housing/1968 Family <u>food</u> standard [V494] x Average leisure per major adult<sup>a</sup> [V825])<sup>1/2</sup></p> <p><sup>a</sup> The leisure measure is not comparable to the previous year's measure, since travel to work time is included in nonleisure, while in 1967 it was included in leisure.</p>                                              |     |        |     |              |     |              |      |              |      |               |      |                |      |                |      |                |      |                |     |                |              |  |
| 863<br>(423)            | 1488-1491<br>(688-691) | <p><u>1968 Total family food consumption</u></p> <p>Sum of the following variables:</p> <p>V500 Amount spent on food consumed at home<br/>                     V502 Cost of meals at work or school<br/>                     V504 Amount saved on meals at work or school<br/>                     V506 Amount spent eating in restaurants<br/>                     V508 Amount saved raising own food or by canning or freezing<br/>                     V510 Amount saved by use of food stamps to purchase food<br/>                     V512 Amount saved by receipt of free food other than above.</p> <p>All the above component variables refer to entire family and are for the year 1968.</p> |     |        |     |              |     |              |      |              |      |               |      |                |      |                |      |                |      |                |     |                |              |  |
| 864<br>(424)            | 1492<br>(692)          | <p>(Bkt. V863) <u>1968 Total family food consumption</u></p> <table border="0"> <tr> <td>0.0</td> <td>0. \$0</td> </tr> <tr> <td>0.8</td> <td>1. \$001-299</td> </tr> <tr> <td>6.9</td> <td>2. \$300-599</td> </tr> <tr> <td>10.4</td> <td>3. \$600-899</td> </tr> <tr> <td>12.1</td> <td>4. \$900-1199</td> </tr> <tr> <td>13.8</td> <td>5. \$1200-1499</td> </tr> <tr> <td>21.5</td> <td>6. \$1500-1999</td> </tr> <tr> <td>14.6</td> <td>7. \$2000-2499</td> </tr> <tr> <td>14.2</td> <td>8. \$2500-3499</td> </tr> <tr> <td>5.7</td> <td>9. \$3500-9999</td> </tr> <tr> <td><u>100.0</u></td> <td></td> </tr> </table>                                                                             | 0.0 | 0. \$0 | 0.8 | 1. \$001-299 | 6.9 | 2. \$300-599 | 10.4 | 3. \$600-899 | 12.1 | 4. \$900-1199 | 13.8 | 5. \$1200-1499 | 21.5 | 6. \$1500-1999 | 14.6 | 7. \$2000-2499 | 14.2 | 8. \$2500-3499 | 5.7 | 9. \$3500-9999 | <u>100.0</u> |  |
| 0.0                     | 0. \$0                 |                                                                                                                                                                                                                                                                                                                                                                                                                                                                                                                                                                                                                                                                                                        |     |        |     |              |     |              |      |              |      |               |      |                |      |                |      |                |      |                |     |                |              |  |
| 0.8                     | 1. \$001-299           |                                                                                                                                                                                                                                                                                                                                                                                                                                                                                                                                                                                                                                                                                                        |     |        |     |              |     |              |      |              |      |               |      |                |      |                |      |                |      |                |     |                |              |  |
| 6.9                     | 2. \$300-599           |                                                                                                                                                                                                                                                                                                                                                                                                                                                                                                                                                                                                                                                                                                        |     |        |     |              |     |              |      |              |      |               |      |                |      |                |      |                |      |                |     |                |              |  |
| 10.4                    | 3. \$600-899           |                                                                                                                                                                                                                                                                                                                                                                                                                                                                                                                                                                                                                                                                                                        |     |        |     |              |     |              |      |              |      |               |      |                |      |                |      |                |      |                |     |                |              |  |
| 12.1                    | 4. \$900-1199          |                                                                                                                                                                                                                                                                                                                                                                                                                                                                                                                                                                                                                                                                                                        |     |        |     |              |     |              |      |              |      |               |      |                |      |                |      |                |      |                |     |                |              |  |
| 13.8                    | 5. \$1200-1499         |                                                                                                                                                                                                                                                                                                                                                                                                                                                                                                                                                                                                                                                                                                        |     |        |     |              |     |              |      |              |      |               |      |                |      |                |      |                |      |                |     |                |              |  |
| 21.5                    | 6. \$1500-1999         |                                                                                                                                                                                                                                                                                                                                                                                                                                                                                                                                                                                                                                                                                                        |     |        |     |              |     |              |      |              |      |               |      |                |      |                |      |                |      |                |     |                |              |  |
| 14.6                    | 7. \$2000-2499         |                                                                                                                                                                                                                                                                                                                                                                                                                                                                                                                                                                                                                                                                                                        |     |        |     |              |     |              |      |              |      |               |      |                |      |                |      |                |      |                |     |                |              |  |
| 14.2                    | 8. \$2500-3499         |                                                                                                                                                                                                                                                                                                                                                                                                                                                                                                                                                                                                                                                                                                        |     |        |     |              |     |              |      |              |      |               |      |                |      |                |      |                |      |                |     |                |              |  |
| 5.7                     | 9. \$3500-9999         |                                                                                                                                                                                                                                                                                                                                                                                                                                                                                                                                                                                                                                                                                                        |     |        |     |              |     |              |      |              |      |               |      |                |      |                |      |                |      |                |     |                |              |  |
| <u>100.0</u>            |                        |                                                                                                                                                                                                                                                                                                                                                                                                                                                                                                                                                                                                                                                                                                        |     |        |     |              |     |              |      |              |      |               |      |                |      |                |      |                |      |                |     |                |              |  |

| <u>Variable Numbers</u> | <u>Tape Locations</u>  | <u>Content</u>                                                                                                                                                                                                                                                                                                                                                                                                                                                                                                                                                                                                                                                                                                                                                                                                                   |
|-------------------------|------------------------|----------------------------------------------------------------------------------------------------------------------------------------------------------------------------------------------------------------------------------------------------------------------------------------------------------------------------------------------------------------------------------------------------------------------------------------------------------------------------------------------------------------------------------------------------------------------------------------------------------------------------------------------------------------------------------------------------------------------------------------------------------------------------------------------------------------------------------|
| 865<br>(425)            | 1493-1496<br>(693-696) | Total 1968 family food consumption/<br><u>Total 1968 family food need standard</u><br>[V864 ÷ V494]<br><br>xx.xx Total consumption as a percent<br>of Food need standard                                                                                                                                                                                                                                                                                                                                                                                                                                                                                                                                                                                                                                                         |
| 866<br>(426)            | 1497<br>(697)          | (Bkt. V865) Total 1968 family food<br>consumption/ <u>Total 1968 family food</u><br><u>need standard</u><br><br>0.3 0. Less than 0.40<br>3.7 1. 0.40 - 0.79<br>16.7 2. 0.80 - 1.19<br>26.0 3. 1.20 - 1.59<br>22.7 4. 1.60 - 1.99<br>12.5 5. 2.00 - 2.39<br>10.0 6. 2.40 - 2.99<br>6.2 7. 3.00 - 3.99<br>1.7 8. 4.00 - 5.99<br>0.3 9. 6.00 +<br><u>100.1</u>                                                                                                                                                                                                                                                                                                                                                                                                                                                                      |
| 867<br>(427)            | 1498-1501<br>(698-701) | 1968 Hours of work by family - Paid and<br>unpaid ( <u>EXCLUDING HOURS OF TRAVEL TO WORK</u><br><u>BY HEAD AND WIFE</u> )<br><br>Sum of the following variables:<br>V465 Hours of work for money - HEAD<br>V475 Hours of work for money - WIFE OF HEAD<br>V481 Hours of unpaid housework - WIFE OF<br>HEAD <u>OR</u> SINGLE HEAD<br>V483 Hours of unpaid housework - HUSBAND<br>(if any)<br>V485 Hours of unpaid housework - OTHERS<br>(other than head or wife of head)<br>V464 Hours of unpaid hours of home<br>production (other than housework)-<br>FAMILY<br><br>All the above component variables refer to<br>the entire family and are for the year 1968.<br><br>The hours of travel to work of head and wife<br>not included, making this variable comparable<br>to the corresponding variable for the<br>previous year. |

| <u>Variable Numbers</u> | <u>Tape Locations</u>  | <u>Content</u>                                                                                                                                                                                                                                                                                                                                                                                                                                                                                                                                                                                                                                      |     |    |               |     |    |           |      |    |           |      |    |           |      |    |           |      |    |           |      |    |           |     |    |           |     |    |               |     |    |          |       |  |  |       |  |  |
|-------------------------|------------------------|-----------------------------------------------------------------------------------------------------------------------------------------------------------------------------------------------------------------------------------------------------------------------------------------------------------------------------------------------------------------------------------------------------------------------------------------------------------------------------------------------------------------------------------------------------------------------------------------------------------------------------------------------------|-----|----|---------------|-----|----|-----------|------|----|-----------|------|----|-----------|------|----|-----------|------|----|-----------|------|----|-----------|-----|----|-----------|-----|----|---------------|-----|----|----------|-------|--|--|-------|--|--|
| 868<br>(428)            | 1502<br>(702)          | (Bkt. V867) 1968 Hours of work by family - Paid and unpaid ( <u>EXCLUDING HOURS OF TRAVEL TO WORK BY HEAD AND WIFE</u> )                                                                                                                                                                                                                                                                                                                                                                                                                                                                                                                            |     |    |               |     |    |           |      |    |           |      |    |           |      |    |           |      |    |           |      |    |           |     |    |           |     |    |               |     |    |          |       |  |  |       |  |  |
|                         |                        | <table border="0"> <tr><td>2.0</td><td>0.</td><td>Less than 500</td></tr> <tr><td>3.6</td><td>1.</td><td>500-999</td></tr> <tr><td>11.3</td><td>2.</td><td>1000-1999</td></tr> <tr><td>14.2</td><td>3.</td><td>2000-2999</td></tr> <tr><td>15.7</td><td>4.</td><td>3000-3999</td></tr> <tr><td>20.4</td><td>5.</td><td>4000-4999</td></tr> <tr><td>29.6</td><td>6.</td><td>5000-7499</td></tr> <tr><td>3.1</td><td>7.</td><td>7500-9999</td></tr> <tr><td>0.1</td><td>8.</td><td>10,000-14,999</td></tr> <tr><td>0.0</td><td>9.</td><td>15,000 +</td></tr> <tr><td colspan="3"><hr/></td></tr> <tr><td>100.0</td><td></td><td></td></tr> </table>   | 2.0 | 0. | Less than 500 | 3.6 | 1. | 500-999   | 11.3 | 2. | 1000-1999 | 14.2 | 3. | 2000-2999 | 15.7 | 4. | 3000-3999 | 20.4 | 5. | 4000-4999 | 29.6 | 6. | 5000-7499 | 3.1 | 7. | 7500-9999 | 0.1 | 8. | 10,000-14,999 | 0.0 | 9. | 15,000 + | <hr/> |  |  | 100.0 |  |  |
| 2.0                     | 0.                     | Less than 500                                                                                                                                                                                                                                                                                                                                                                                                                                                                                                                                                                                                                                       |     |    |               |     |    |           |      |    |           |      |    |           |      |    |           |      |    |           |      |    |           |     |    |           |     |    |               |     |    |          |       |  |  |       |  |  |
| 3.6                     | 1.                     | 500-999                                                                                                                                                                                                                                                                                                                                                                                                                                                                                                                                                                                                                                             |     |    |               |     |    |           |      |    |           |      |    |           |      |    |           |      |    |           |      |    |           |     |    |           |     |    |               |     |    |          |       |  |  |       |  |  |
| 11.3                    | 2.                     | 1000-1999                                                                                                                                                                                                                                                                                                                                                                                                                                                                                                                                                                                                                                           |     |    |               |     |    |           |      |    |           |      |    |           |      |    |           |      |    |           |      |    |           |     |    |           |     |    |               |     |    |          |       |  |  |       |  |  |
| 14.2                    | 3.                     | 2000-2999                                                                                                                                                                                                                                                                                                                                                                                                                                                                                                                                                                                                                                           |     |    |               |     |    |           |      |    |           |      |    |           |      |    |           |      |    |           |      |    |           |     |    |           |     |    |               |     |    |          |       |  |  |       |  |  |
| 15.7                    | 4.                     | 3000-3999                                                                                                                                                                                                                                                                                                                                                                                                                                                                                                                                                                                                                                           |     |    |               |     |    |           |      |    |           |      |    |           |      |    |           |      |    |           |      |    |           |     |    |           |     |    |               |     |    |          |       |  |  |       |  |  |
| 20.4                    | 5.                     | 4000-4999                                                                                                                                                                                                                                                                                                                                                                                                                                                                                                                                                                                                                                           |     |    |               |     |    |           |      |    |           |      |    |           |      |    |           |      |    |           |      |    |           |     |    |           |     |    |               |     |    |          |       |  |  |       |  |  |
| 29.6                    | 6.                     | 5000-7499                                                                                                                                                                                                                                                                                                                                                                                                                                                                                                                                                                                                                                           |     |    |               |     |    |           |      |    |           |      |    |           |      |    |           |      |    |           |      |    |           |     |    |           |     |    |               |     |    |          |       |  |  |       |  |  |
| 3.1                     | 7.                     | 7500-9999                                                                                                                                                                                                                                                                                                                                                                                                                                                                                                                                                                                                                                           |     |    |               |     |    |           |      |    |           |      |    |           |      |    |           |      |    |           |      |    |           |     |    |           |     |    |               |     |    |          |       |  |  |       |  |  |
| 0.1                     | 8.                     | 10,000-14,999                                                                                                                                                                                                                                                                                                                                                                                                                                                                                                                                                                                                                                       |     |    |               |     |    |           |      |    |           |      |    |           |      |    |           |      |    |           |      |    |           |     |    |           |     |    |               |     |    |          |       |  |  |       |  |  |
| 0.0                     | 9.                     | 15,000 +                                                                                                                                                                                                                                                                                                                                                                                                                                                                                                                                                                                                                                            |     |    |               |     |    |           |      |    |           |      |    |           |      |    |           |      |    |           |      |    |           |     |    |           |     |    |               |     |    |          |       |  |  |       |  |  |
| <hr/>                   |                        |                                                                                                                                                                                                                                                                                                                                                                                                                                                                                                                                                                                                                                                     |     |    |               |     |    |           |      |    |           |      |    |           |      |    |           |      |    |           |      |    |           |     |    |           |     |    |               |     |    |          |       |  |  |       |  |  |
| 100.0                   |                        |                                                                                                                                                                                                                                                                                                                                                                                                                                                                                                                                                                                                                                                     |     |    |               |     |    |           |      |    |           |      |    |           |      |    |           |      |    |           |      |    |           |     |    |           |     |    |               |     |    |          |       |  |  |       |  |  |
| 869<br>(429)            | 1503-1506<br>(703-706) | 1968 Total hours of work by family - Paid and unpaid - ( <u>INCLUDING HOURS OF TRAVEL TO WORK BY HEAD AND WIFE</u> )                                                                                                                                                                                                                                                                                                                                                                                                                                                                                                                                |     |    |               |     |    |           |      |    |           |      |    |           |      |    |           |      |    |           |      |    |           |     |    |           |     |    |               |     |    |          |       |  |  |       |  |  |
|                         |                        | <p>Sum of the following variables:</p> <p>V867 Hours of work by family -paid and unpaid (excluding hours of travel to work by head and wife)</p> <p>V473 Hours of travel to work - HEAD</p> <p>V479 Hours of travel to work - WIFE</p>                                                                                                                                                                                                                                                                                                                                                                                                              |     |    |               |     |    |           |      |    |           |      |    |           |      |    |           |      |    |           |      |    |           |     |    |           |     |    |               |     |    |          |       |  |  |       |  |  |
| 870<br>(430)            | 1507<br>(707)          | (Bkt. V869) Total hours of work by family - Paid and unpaid - ( <u>INCLUDING HOURS OF TRAVEL TO WORK BY HEAD AND WIFE</u> )                                                                                                                                                                                                                                                                                                                                                                                                                                                                                                                         |     |    |               |     |    |           |      |    |           |      |    |           |      |    |           |      |    |           |      |    |           |     |    |           |     |    |               |     |    |          |       |  |  |       |  |  |
|                         |                        | <table border="0"> <tr><td>2.0</td><td>0.</td><td>Less than 500</td></tr> <tr><td>3.6</td><td>1.</td><td>500 - 999</td></tr> <tr><td>10.7</td><td>2.</td><td>1000-1999</td></tr> <tr><td>13.1</td><td>3.</td><td>2000-2999</td></tr> <tr><td>14.5</td><td>4.</td><td>3000-3999</td></tr> <tr><td>18.8</td><td>5.</td><td>4000-4999</td></tr> <tr><td>32.8</td><td>6.</td><td>5000-7499</td></tr> <tr><td>4.4</td><td>7.</td><td>7500-9999</td></tr> <tr><td>0.1</td><td>8.</td><td>10,000-14,999</td></tr> <tr><td>0.0</td><td>9.</td><td>15,000 +</td></tr> <tr><td colspan="3"><hr/></td></tr> <tr><td>100.0</td><td></td><td></td></tr> </table> | 2.0 | 0. | Less than 500 | 3.6 | 1. | 500 - 999 | 10.7 | 2. | 1000-1999 | 13.1 | 3. | 2000-2999 | 14.5 | 4. | 3000-3999 | 18.8 | 5. | 4000-4999 | 32.8 | 6. | 5000-7499 | 4.4 | 7. | 7500-9999 | 0.1 | 8. | 10,000-14,999 | 0.0 | 9. | 15,000 + | <hr/> |  |  | 100.0 |  |  |
| 2.0                     | 0.                     | Less than 500                                                                                                                                                                                                                                                                                                                                                                                                                                                                                                                                                                                                                                       |     |    |               |     |    |           |      |    |           |      |    |           |      |    |           |      |    |           |      |    |           |     |    |           |     |    |               |     |    |          |       |  |  |       |  |  |
| 3.6                     | 1.                     | 500 - 999                                                                                                                                                                                                                                                                                                                                                                                                                                                                                                                                                                                                                                           |     |    |               |     |    |           |      |    |           |      |    |           |      |    |           |      |    |           |      |    |           |     |    |           |     |    |               |     |    |          |       |  |  |       |  |  |
| 10.7                    | 2.                     | 1000-1999                                                                                                                                                                                                                                                                                                                                                                                                                                                                                                                                                                                                                                           |     |    |               |     |    |           |      |    |           |      |    |           |      |    |           |      |    |           |      |    |           |     |    |           |     |    |               |     |    |          |       |  |  |       |  |  |
| 13.1                    | 3.                     | 2000-2999                                                                                                                                                                                                                                                                                                                                                                                                                                                                                                                                                                                                                                           |     |    |               |     |    |           |      |    |           |      |    |           |      |    |           |      |    |           |      |    |           |     |    |           |     |    |               |     |    |          |       |  |  |       |  |  |
| 14.5                    | 4.                     | 3000-3999                                                                                                                                                                                                                                                                                                                                                                                                                                                                                                                                                                                                                                           |     |    |               |     |    |           |      |    |           |      |    |           |      |    |           |      |    |           |      |    |           |     |    |           |     |    |               |     |    |          |       |  |  |       |  |  |
| 18.8                    | 5.                     | 4000-4999                                                                                                                                                                                                                                                                                                                                                                                                                                                                                                                                                                                                                                           |     |    |               |     |    |           |      |    |           |      |    |           |      |    |           |      |    |           |      |    |           |     |    |           |     |    |               |     |    |          |       |  |  |       |  |  |
| 32.8                    | 6.                     | 5000-7499                                                                                                                                                                                                                                                                                                                                                                                                                                                                                                                                                                                                                                           |     |    |               |     |    |           |      |    |           |      |    |           |      |    |           |      |    |           |      |    |           |     |    |           |     |    |               |     |    |          |       |  |  |       |  |  |
| 4.4                     | 7.                     | 7500-9999                                                                                                                                                                                                                                                                                                                                                                                                                                                                                                                                                                                                                                           |     |    |               |     |    |           |      |    |           |      |    |           |      |    |           |      |    |           |      |    |           |     |    |           |     |    |               |     |    |          |       |  |  |       |  |  |
| 0.1                     | 8.                     | 10,000-14,999                                                                                                                                                                                                                                                                                                                                                                                                                                                                                                                                                                                                                                       |     |    |               |     |    |           |      |    |           |      |    |           |      |    |           |      |    |           |      |    |           |     |    |           |     |    |               |     |    |          |       |  |  |       |  |  |
| 0.0                     | 9.                     | 15,000 +                                                                                                                                                                                                                                                                                                                                                                                                                                                                                                                                                                                                                                            |     |    |               |     |    |           |      |    |           |      |    |           |      |    |           |      |    |           |      |    |           |     |    |           |     |    |               |     |    |          |       |  |  |       |  |  |
| <hr/>                   |                        |                                                                                                                                                                                                                                                                                                                                                                                                                                                                                                                                                                                                                                                     |     |    |               |     |    |           |      |    |           |      |    |           |      |    |           |      |    |           |      |    |           |     |    |           |     |    |               |     |    |          |       |  |  |       |  |  |
| 100.0                   |                        |                                                                                                                                                                                                                                                                                                                                                                                                                                                                                                                                                                                                                                                     |     |    |               |     |    |           |      |    |           |      |    |           |      |    |           |      |    |           |      |    |           |     |    |           |     |    |               |     |    |          |       |  |  |       |  |  |

| <u>Variable Numbers</u> | <u>Tape Locations</u>  | <u>Content</u>                                                                                                                                                                                                                                                                                                                                                          |
|-------------------------|------------------------|-------------------------------------------------------------------------------------------------------------------------------------------------------------------------------------------------------------------------------------------------------------------------------------------------------------------------------------------------------------------------|
| 871<br>(431)            | 1508-1511<br>(708-711) | <u>1968 Hourly earnings - HEAD</u><br>(1968 Labor income - HEAD [V514]/ 1968 Hours of work for money - HEAD [V465])<br><br>xx.xx 1968 hourly earnings<br>00.00 Zero hourly earnings (V465>0000);<br>Head did not work for money (V465=0000)                                                                                                                             |
| 872<br>(432)            | 1512<br>(712)          | <u>(Bkt. V871) 1968 Hourly earnings - HEAD</u><br><br>17.3 0. 0.00 (no. wage income)<br>4.3 1. 0.01 - 0.99<br>6.9 2. 1.00 - 1.49<br>8.9 3. 1.50 - 1.99<br>9.2 4. 2.00 - 2.49<br>10.4 5. 2.50 - 2.99<br>16.4 6. 3.00 - 3.99<br>17.9 7. 4.00 - 5.99<br>8.2 8. 6.00 - 99.98<br>0.5 9. 99.99 = N.A.; income greater than<br>zero, but no work hours<br><hr/> 100.0          |
| 873<br>(433)            | 1513-1516<br>(713-716) | <u>1968 Hourly earnings - WIFE OF HEAD</u><br>(1968 Labor income - WIFE OF HEAD [V516]/<br>1968 Hours of work for money - WIFE OF<br>HEAD [V475])<br><br>xx.xx 1968 Hourly earnings<br>00.00 Zero hourly earnings (V475>0000);<br>Wife did not work for money; no wife.                                                                                                 |
| 874<br>(434)            | 1517<br>(717)          | <u>(Bkt. V873) 1968 Hourly earnings - WIFE OF HEAD</u><br><br>65.1 0. 0.00 (no wage income)<br>3.5 1. 0.01 - 0.99<br>6.3 2. 1.00 - 1.49<br>8.0 3. 1.50 - 1.99<br>5.8 4. 2.00 - 2.49<br>4.0 5. 2.50 - 2.99<br>4.1 6. 3.00 - 3.99<br>2.4 7. 4.00 - 5.99<br>0.6 8. 6.00 - 99.98<br>0.1 9. 99.99 = N.A.; money income greater than<br>zero, but no work hours<br><hr/> 99.9 |

| <u>Variable Numbers</u> | <u>Tape Locations</u> | <u>Content</u>                                                                                                                                                 |
|-------------------------|-----------------------|----------------------------------------------------------------------------------------------------------------------------------------------------------------|
| 875<br>(435)            | 1518<br>(718)         | <u>1968 Family reserve fund position</u>                                                                                                                       |
|                         |                       | 50.4 1. Currently has savings and equal to greater than two months' income (V737 = 1; and V738 = 1)                                                            |
|                         |                       | 11.5 2. Currently has savings less than two months' income, but they exceeded that amount in past five years (V737 = 1; and V738= 5, 9; and V739= 1)           |
|                         |                       | 7.2 3. Currently has no savings but has had savings greater than two months' income at some time in past 5 years (V737 = 5, 9; and V739 = 1)                   |
|                         |                       | 10.8 4. Has some savings but has not recently had more than two months' income saved (V737 = 1; and V738= 5, 9; and V739= 5, 9)                                |
|                         |                       | 16.2 5. No savings now and none substantial in the past (one but not both responses may be NA)<br>or (V737 = 5, 9 and V739 = 5 )<br>(V737 = 5 and V739 = 5, 9) |
|                         |                       | 3.9 9. Family reserve fund position N.A. (V737 = 9; and V739 = 9)                                                                                              |
| 876<br>(436)            | 1519<br>(719)         | <u>Region at time of 1969 interview</u>                                                                                                                        |
|                         |                       | 23.2 1. Northeast                                                                                                                                              |
|                         |                       | 30.1 2. North Central                                                                                                                                          |
|                         |                       | 30.4 3. South                                                                                                                                                  |
|                         |                       | 16.3 4. West                                                                                                                                                   |
|                         |                       | <hr/> 100.0                                                                                                                                                    |
| 877<br>(437)            | 1520<br>(720)         | <u>Region where 1969 head of family grew up (about ages 6-16)</u>                                                                                              |
|                         |                       | 22.4 1. Northeast                                                                                                                                              |
|                         |                       | 29.8 2. North Central                                                                                                                                          |
|                         |                       | 33.7 3. South                                                                                                                                                  |
|                         |                       | 8.6 4. West                                                                                                                                                    |
|                         |                       | 0.1 5. English-speaking foreign country                                                                                                                        |
|                         |                       | 5.0 6. Non-English-speaking foreign country                                                                                                                    |
|                         |                       | 0.4 9. Not acertained region where 1969 head grew up                                                                                                           |
|                         |                       | <hr/> 100.0                                                                                                                                                    |



| <u>Variable Numbers</u> | <u>Tape Locations</u> | <u>Content</u>                                                                   |
|-------------------------|-----------------------|----------------------------------------------------------------------------------|
| 878<br>(438)            | 1521<br>(721)         | <u>Where head of family lived at time of 1969 interview versus where grew up</u> |
|                         | 65.1                  | 1. Same state and region at both times (V537 = V787)                             |
|                         | 11.4                  | 2. Same state but different region (V537 ≠ V787 but V876 = V877)                 |
|                         | 23.2                  | 3. Different regions (V876 ≠ V877)                                               |
|                         | 0.3                   | 9. N.A. (V787 or V537 = 99)                                                      |
|                         | <u>100.0</u>          |                                                                                  |
| 879<br>(439)            | 1522<br>(722)         | <u>Accuracy of 1968 money income components</u>                                  |
|                         |                       | Sum of the following variables:                                                  |
|                         |                       | V515 Accuracy: head's labor income                                               |
|                         |                       | V517 Accuracy: wife's labor income                                               |
|                         |                       | V519 Accuracy: capital income                                                    |
|                         |                       | V522 Accuracy: other's taxable income                                            |
|                         |                       | V524 Accuracy: ADC of head                                                       |
|                         |                       | V526 Accuracy: other transfers of head and wife                                  |
|                         |                       | V528 Accuracy: Transfer income of others                                         |
|                         |                       | If the sum greater than 9, truncated at 9.                                       |
|                         |                       | Score                                                                            |
|                         | 91.3                  | 0                                                                                |
|                         | 3.1                   | 1                                                                                |
|                         | 4.1                   | 2                                                                                |
|                         | 0.5                   | 3                                                                                |
|                         | 0.7                   | 4                                                                                |
|                         | 0.1                   | 5                                                                                |
|                         | 0.2                   | 6                                                                                |
|                         | 0.0                   | 7                                                                                |
|                         | 0.0                   | 8                                                                                |
|                         | 0.0                   | 9 +                                                                              |
|                         | <u>100.0</u>          |                                                                                  |

| <u>Variable Numbers</u> | <u>Tape Locations</u> | <u>Content</u>                                                          |
|-------------------------|-----------------------|-------------------------------------------------------------------------|
| 880<br>(440)            | 1523<br>(723)         | <u>Accuracy of 1968 Hours of Nonleisure of Family - Paid and Unpaid</u> |

Sum of the following variables:

- V466 Accuracy: Hours of Work for Money - Head
- V468 Accuracy: Hours of illness - Head
- V470 Accuracy: Hours of Unemployment: Head
- V474 Accuracy: Hours of Journey to Work - Head
- V476 Accuracy: Hours of Work for Money - Wife
- V480 Accuracy: Hours of Journey to Work - Wife
- V482 Accuracy: Hours of Unpaid housework, Wife or single head
- V484 Accuracy: Hours of unpaid housework, husband

Sums greater than 9 were truncated to equal 9

| <u>Sum</u> |   |
|------------|---|
| 85.2       | 0 |
| 7.7        | 1 |
| 5.1        | 2 |
| 1.0        | 3 |
| 0.7        | 4 |
| 0.1        | 5 |
| 0.0        | 6 |
| <u>0.1</u> | 7 |
| 99.9       |   |

|              |               |
|--------------|---------------|
| 881<br>(441) | 1524<br>(724) |
|--------------|---------------|

Accuracy of 1968 Real Income

Sum of the following variables:

- V446 Accuracy: Amount saved on car repairs (If V446 =4, 0 added)
- V458 Accuracy: Rental value free housing
- V463 Accuracy: Amount saved on A & R (If V463 =4, 0 added)
- V505 Accuracy: Amount saved on meals at work and school
- V509 Accuracy: Amount saved on home produced food
- V511 Accuracy: Amount saved on food stamps

CONTINUED ON NEXT PAGE

| <u>Variable Numbers</u> | <u>Tape Locations</u>  | <u>Content</u>                                                                                                                                                                                                                                                                                                                                                                                                                                                                                                                                                                                                                                                                                                             |
|-------------------------|------------------------|----------------------------------------------------------------------------------------------------------------------------------------------------------------------------------------------------------------------------------------------------------------------------------------------------------------------------------------------------------------------------------------------------------------------------------------------------------------------------------------------------------------------------------------------------------------------------------------------------------------------------------------------------------------------------------------------------------------------------|
| 881<br>(441)            | 1524<br>(724)          | V513 Accuracy: Amount saved on other free food                                                                                                                                                                                                                                                                                                                                                                                                                                                                                                                                                                                                                                                                             |
| (cont.)                 |                        | V450 Accuracy of house value and hence of imputed rent (If V450 = 3, 0 added)                                                                                                                                                                                                                                                                                                                                                                                                                                                                                                                                                                                                                                              |
|                         |                        | <u>Sum</u>                                                                                                                                                                                                                                                                                                                                                                                                                                                                                                                                                                                                                                                                                                                 |
|                         | 90.7                   | 0                                                                                                                                                                                                                                                                                                                                                                                                                                                                                                                                                                                                                                                                                                                          |
|                         | 4.2                    | 1                                                                                                                                                                                                                                                                                                                                                                                                                                                                                                                                                                                                                                                                                                                          |
|                         | 4.4                    | 2                                                                                                                                                                                                                                                                                                                                                                                                                                                                                                                                                                                                                                                                                                                          |
|                         | 0.4                    | 3                                                                                                                                                                                                                                                                                                                                                                                                                                                                                                                                                                                                                                                                                                                          |
|                         | 0.3                    | 4                                                                                                                                                                                                                                                                                                                                                                                                                                                                                                                                                                                                                                                                                                                          |
|                         | <u>100.0</u>           |                                                                                                                                                                                                                                                                                                                                                                                                                                                                                                                                                                                                                                                                                                                            |
| 882<br>(442)            | 1525-1526<br>(725-726) | <u>Number of Minor assignments made in 1969 interview</u>                                                                                                                                                                                                                                                                                                                                                                                                                                                                                                                                                                                                                                                                  |
|                         |                        | Summation of the number of codes = 1 (minor assignment) in the accuracy variables in the variable sequence V444-V531.                                                                                                                                                                                                                                                                                                                                                                                                                                                                                                                                                                                                      |
| 883<br>(443)            | 1527-1528<br>(727-728) | <u>Number of Major assignments made in 1969 interview</u>                                                                                                                                                                                                                                                                                                                                                                                                                                                                                                                                                                                                                                                                  |
|                         |                        | Summation of the number of codes = 2 (major assignment) in the accuracy variables in the variable sequence V444-V531.                                                                                                                                                                                                                                                                                                                                                                                                                                                                                                                                                                                                      |
| 884<br>(444)            | 1529-1533<br>(729-733) | <u>1969 Value per room of dwelling unit</u><br>$V449 + (V455 + V457) \times 10 \div V592$ <div style="display: flex; justify-content: space-around; font-size: small;"> <span>(1969 House Value)</span> <span>(1968 Rent Paid)</span> <span>(1968 Value of Rent Received)</span> <span>(Number of rooms in 1969)</span> </div> <u>Homeowners:</u> House value [V449]/number of rooms [V592].<br><u>Renters:</u> Dwelling value (assumed to be 10 times annual rent (V457) number of rooms (V592)).<br><u>Neither owns nor rents:</u> Dwelling value (Sum of rent paid [V455] + value of rent received free or in return for services) [V457]/number of rooms [V592].<br>99999.Number of rooms in dwelling not ascertained. |

| <u>Variable Numbers</u> | <u>Tape Locations</u> | <u>Content</u>                                                                                         |
|-------------------------|-----------------------|--------------------------------------------------------------------------------------------------------|
| 885<br>(445)            | 1534<br>(734)         | (Bkt. V884) 1969 Value Per Room of Dwelling Unit                                                       |
|                         |                       | 5.0 1. \$1-499                                                                                         |
|                         |                       | 7.4 2. \$500-999                                                                                       |
|                         |                       | 23.8 3. \$1000-1999                                                                                    |
|                         |                       | 24.0 4. \$2000-2999                                                                                    |
|                         |                       | 19.0 5. \$3000-3999                                                                                    |
|                         |                       | 9.8 6. \$4000-4999                                                                                     |
|                         |                       | 8.8 7. \$5000-7499                                                                                     |
|                         |                       | <u>2.2</u> 8. \$7500-99,998                                                                            |
|                         |                       | 100.0                                                                                                  |
| 886<br>(446)            | 1535<br>(735)         | (Bkt. V443) 1969 Value of Cars owned by Family                                                         |
|                         |                       | 17.1 0. No cars owned                                                                                  |
|                         |                       | 21.2 1. \$001-299                                                                                      |
|                         |                       | 11.8 2. \$300-599                                                                                      |
|                         |                       | 12.4 3. \$600-899                                                                                      |
|                         |                       | 9.1 4. \$900-1199                                                                                      |
|                         |                       | 5.7 5. \$1200-1499                                                                                     |
|                         |                       | 9.1 6. \$1500-1999                                                                                     |
|                         |                       | 6.2 7. \$2000-2499                                                                                     |
|                         |                       | 5.0 8. \$2500-3499                                                                                     |
|                         |                       | <u>2.5</u> 9. \$3500-9999                                                                              |
|                         |                       | 100.1                                                                                                  |
| 887<br>(447)            | 1536<br>(736)         | (Bkt. V682) Hourly Earnings Might Earn if Took (A, Another) Job - Head (1969 question)                 |
|                         |                       | 86.7 0. Inap., not thinking about taking another job; not working and not thinking about going to work |
|                         |                       | 0.2 1. \$0.01 - 0.99                                                                                   |
|                         |                       | 0.2 2. \$1.00 - 1.49                                                                                   |
|                         |                       | 0.7 3. \$1.50 - 1.99                                                                                   |
|                         |                       | 1.0 4. \$2.00 - 2.49                                                                                   |
|                         |                       | 1.3 5. \$2.50 - 2.99                                                                                   |
|                         |                       | 2.1 6. \$3.00 - 3.99                                                                                   |
|                         |                       | 2.8 7. \$4.00 - 5.99                                                                                   |
|                         |                       | 2.9 8. \$6.00 or more                                                                                  |
|                         |                       | <u>2.2</u> 9. N.A.                                                                                     |
|                         |                       | 100.1                                                                                                  |

| <u>Variable Numbers</u> | <u>Tape Locations</u> | <u>Content</u>                                                                                              |
|-------------------------|-----------------------|-------------------------------------------------------------------------------------------------------------|
| 888<br>(448)            | 1537<br>(737)         | (Bkt. V687) <u>Hourly Earnings in Area that Head Considers Not Worth Taking, 1969</u>                       |
|                         |                       | 98.2 0. No jobs in area that are not worth taking                                                           |
|                         |                       | 0.1 1. \$0.01 - 0.99                                                                                        |
|                         |                       | 0.4 2. \$1.00 - 1.49                                                                                        |
|                         |                       | 0.5 3. \$1.50 - 1.99                                                                                        |
|                         |                       | 0.1 4. \$2.00 - 2.49                                                                                        |
|                         |                       | 0.1 5. \$2.50 - 2.99                                                                                        |
|                         |                       | 0.0 6. \$3.00 - 3.99                                                                                        |
|                         |                       | 0.0 7. \$4.00 - 5.99                                                                                        |
|                         |                       | 0.1 8. \$6.00 or more                                                                                       |
|                         |                       | 0.4 9. N.A.                                                                                                 |
|                         |                       | 99.9                                                                                                        |
| 889<br>(449)            | 1538<br>(738)         | (Bkt. V663) <u>Hourly earnings on Second Job - Head (1969 question)</u>                                     |
|                         |                       | 84.8 0. Inap., Head does not have second job; head currently not working                                    |
|                         |                       | 0.4 1. \$0.01 - 0.99                                                                                        |
|                         |                       | 1.2 2. \$1.00 - 1.49                                                                                        |
|                         |                       | 1.9 3. \$1.50 - 1.99                                                                                        |
|                         |                       | 1.9 4. \$2.00 - 2.49                                                                                        |
|                         |                       | 0.9 5. \$2.50 - 2.99                                                                                        |
|                         |                       | 1.8 6. \$3.00 - 3.99                                                                                        |
|                         |                       | 1.7 7. \$4.00 - 5.99                                                                                        |
|                         |                       | 1.9 8. \$6.00 or more                                                                                       |
|                         |                       | <u>3.6</u> 9. N.A.                                                                                          |
|                         |                       | 100.1                                                                                                       |
| 890<br>(450)            | 1539<br>(739)         | (Bkt. V667) <u>Hourly earnings would have received if more work available on job - HEAD (1969 question)</u> |
|                         |                       | 76.2 0. Inap., head of family not currently working                                                         |
|                         |                       | 0.2 1. \$0.01 - 0.99                                                                                        |
|                         |                       | 0.5 2. \$1.00 - 1.49                                                                                        |
|                         |                       | 1.5 3. \$1.50 - 1.99                                                                                        |
|                         |                       | 1.6 4. \$2.00 - 2.49                                                                                        |
|                         |                       | 1.0 5. \$2.50 - 2.99                                                                                        |
|                         |                       | 3.3 6. \$3.00 - 3.99                                                                                        |
|                         |                       | 5.2 7. \$4.00 - 5.99                                                                                        |
|                         |                       | 3.6 8. \$6.00 or more                                                                                       |
|                         |                       | <u>7.1</u> 9. N.A.                                                                                          |
|                         |                       | 100.2                                                                                                       |

| <u>Variable Numbers</u> | <u>Tape Locations</u> | <u>Content</u>                                                                                                                                                                                                                                                                                                                                                                                                                                                                                                                                                                                        |      |               |      |                |      |                |      |                |      |                |     |                |     |                |     |                |     |                |            |                 |       |  |
|-------------------------|-----------------------|-------------------------------------------------------------------------------------------------------------------------------------------------------------------------------------------------------------------------------------------------------------------------------------------------------------------------------------------------------------------------------------------------------------------------------------------------------------------------------------------------------------------------------------------------------------------------------------------------------|------|---------------|------|----------------|------|----------------|------|----------------|------|----------------|-----|----------------|-----|----------------|-----|----------------|-----|----------------|------------|-----------------|-------|--|
| 891<br>(451)            | 1540<br>(740)         | <u>Actual Minus Required Rooms for Family (1969)</u><br><br>(V591-V592)<br>(Number of rooms in dwelling unit minus required number of rooms for family of given composition.) See Section IV, Part 1, for description of procedures used in calculation required number of rooms.                                                                                                                                                                                                                                                                                                                     |      |               |      |                |      |                |      |                |      |                |     |                |     |                |     |                |     |                |            |                 |       |  |
| 892<br>(452)            | 1541-2<br>(741-2)     | <u>Number of Persons Per Room, 1969</u><br><br>(V549) Number of People in Family/<br>Number of Rooms in Dwelling<br>(V592).<br>xx.x Number of persons per room<br>99.9 Not ascertained number of rooms<br>in dwelling                                                                                                                                                                                                                                                                                                                                                                                 |      |               |      |                |      |                |      |                |      |                |     |                |     |                |     |                |     |                |            |                 |       |  |
| 893<br>(453)            | 1543<br>(743)         | <u>(Bkt. V892) Number of Persons Per Room, 1969</u><br><br><table border="0"> <tr><td>10.9</td><td>0. 0.0 - 0.25</td></tr> <tr><td>20.7</td><td>1. 0.26 - 0.45</td></tr> <tr><td>22.5</td><td>2. 0.46 - 0.65</td></tr> <tr><td>20.9</td><td>3. 0.66 - 0.85</td></tr> <tr><td>17.2</td><td>4. 0.86 - 1.25</td></tr> <tr><td>3.1</td><td>5. 1.26 - 1.65</td></tr> <tr><td>1.4</td><td>6. 1.66 - 2.05</td></tr> <tr><td>0.4</td><td>7. 2.06 - 3.05</td></tr> <tr><td>0.2</td><td>8. 3.06 - 9.85</td></tr> <tr><td><u>2.7</u></td><td>9. 9.86 or more</td></tr> <tr><td>100.0</td><td></td></tr> </table> | 10.9 | 0. 0.0 - 0.25 | 20.7 | 1. 0.26 - 0.45 | 22.5 | 2. 0.46 - 0.65 | 20.9 | 3. 0.66 - 0.85 | 17.2 | 4. 0.86 - 1.25 | 3.1 | 5. 1.26 - 1.65 | 1.4 | 6. 1.66 - 2.05 | 0.4 | 7. 2.06 - 3.05 | 0.2 | 8. 3.06 - 9.85 | <u>2.7</u> | 9. 9.86 or more | 100.0 |  |
| 10.9                    | 0. 0.0 - 0.25         |                                                                                                                                                                                                                                                                                                                                                                                                                                                                                                                                                                                                       |      |               |      |                |      |                |      |                |      |                |     |                |     |                |     |                |     |                |            |                 |       |  |
| 20.7                    | 1. 0.26 - 0.45        |                                                                                                                                                                                                                                                                                                                                                                                                                                                                                                                                                                                                       |      |               |      |                |      |                |      |                |      |                |     |                |     |                |     |                |     |                |            |                 |       |  |
| 22.5                    | 2. 0.46 - 0.65        |                                                                                                                                                                                                                                                                                                                                                                                                                                                                                                                                                                                                       |      |               |      |                |      |                |      |                |      |                |     |                |     |                |     |                |     |                |            |                 |       |  |
| 20.9                    | 3. 0.66 - 0.85        |                                                                                                                                                                                                                                                                                                                                                                                                                                                                                                                                                                                                       |      |               |      |                |      |                |      |                |      |                |     |                |     |                |     |                |     |                |            |                 |       |  |
| 17.2                    | 4. 0.86 - 1.25        |                                                                                                                                                                                                                                                                                                                                                                                                                                                                                                                                                                                                       |      |               |      |                |      |                |      |                |      |                |     |                |     |                |     |                |     |                |            |                 |       |  |
| 3.1                     | 5. 1.26 - 1.65        |                                                                                                                                                                                                                                                                                                                                                                                                                                                                                                                                                                                                       |      |               |      |                |      |                |      |                |      |                |     |                |     |                |     |                |     |                |            |                 |       |  |
| 1.4                     | 6. 1.66 - 2.05        |                                                                                                                                                                                                                                                                                                                                                                                                                                                                                                                                                                                                       |      |               |      |                |      |                |      |                |      |                |     |                |     |                |     |                |     |                |            |                 |       |  |
| 0.4                     | 7. 2.06 - 3.05        |                                                                                                                                                                                                                                                                                                                                                                                                                                                                                                                                                                                                       |      |               |      |                |      |                |      |                |      |                |     |                |     |                |     |                |     |                |            |                 |       |  |
| 0.2                     | 8. 3.06 - 9.85        |                                                                                                                                                                                                                                                                                                                                                                                                                                                                                                                                                                                                       |      |               |      |                |      |                |      |                |      |                |     |                |     |                |     |                |     |                |            |                 |       |  |
| <u>2.7</u>              | 9. 9.86 or more       |                                                                                                                                                                                                                                                                                                                                                                                                                                                                                                                                                                                                       |      |               |      |                |      |                |      |                |      |                |     |                |     |                |     |                |     |                |            |                 |       |  |
| 100.0                   |                       |                                                                                                                                                                                                                                                                                                                                                                                                                                                                                                                                                                                                       |      |               |      |                |      |                |      |                |      |                |     |                |     |                |     |                |     |                |            |                 |       |  |
| 894<br>(454)            | 1544-5<br>(744-5)     | <u>Number of Adults (those age 18 or older) in Family, 1969</u><br><br>Number in Family (V549) minus Number of children (those aged 0-17) in Family                                                                                                                                                                                                                                                                                                                                                                                                                                                   |      |               |      |                |      |                |      |                |      |                |     |                |     |                |     |                |     |                |            |                 |       |  |
| 895<br>(455)            | 1546-9<br>(746-9)     | <u>Hours of Unpaid Housework - Head and Wife</u><br><br>Hours of housework of wife or single head (V481) + Hours of housework of husband (V483)                                                                                                                                                                                                                                                                                                                                                                                                                                                       |      |               |      |                |      |                |      |                |      |                |     |                |     |                |     |                |     |                |            |                 |       |  |

| <u>Variable Numbers</u>                                                                                                                                                                                                           | <u>Tape Locations</u> | <u>Content</u>                                                                                                                                                                                                                                                                                                                                                                                                                                                                                                                                 |
|-----------------------------------------------------------------------------------------------------------------------------------------------------------------------------------------------------------------------------------|-----------------------|------------------------------------------------------------------------------------------------------------------------------------------------------------------------------------------------------------------------------------------------------------------------------------------------------------------------------------------------------------------------------------------------------------------------------------------------------------------------------------------------------------------------------------------------|
| <p>Variables 896-906 are indexes created by adding one point, unless otherwise stated, if the unit has the given value in one right hand column for that variable. All index values whose sums exceed "9" are truncated at 9.</p> |                       |                                                                                                                                                                                                                                                                                                                                                                                                                                                                                                                                                |
| 896<br>(456)                                                                                                                                                                                                                      | 1550<br>(750)         | <p><u>1969 Housing and Neighborhood Quality</u></p> <p>Owens home V593=1</p> <p>Live 5-30 miles from center of city of 50,000 or more V809=2,3</p> <p>Single Family home V810=1</p> <p>Neighborhood of Single Family Houses V812=2</p> <p>Value per room Value = (10 x rent for non-owners) \$2000 or more V885=4-8</p> <p>Actual - Required rooms = 2 or more V891=5-9</p> <p>Dwelling contains running water, inside toilet and does not need extensive or major repairs (at least no evidence of above) V814≠5, and V815≠5, and V816≠1.</p> |

Score Value

|             |   |
|-------------|---|
| 0.6         | 0 |
| 4.2         | 1 |
| 11.9        | 2 |
| 16.8        | 3 |
| 15.6        | 4 |
| 16.6        | 5 |
| 20.1        | 6 |
| <u>14.1</u> | 7 |
| 99.9        |   |

|              |               |                                                                                                                                                                                                                                                |
|--------------|---------------|------------------------------------------------------------------------------------------------------------------------------------------------------------------------------------------------------------------------------------------------|
| 897<br>(457) | 1551<br>(751) | <p><u>1969 Reported Efficacy and Planning - Respondent</u></p> <p>Sure Life Would Work Out V770=1</p> <p>Plans Life Ahead V771=1</p> <p>Gets to Carry Out Things V772=1</p> <p>Finishes Things V773=1</p> <p>Rather Save for Future V775=5</p> |
|--------------|---------------|------------------------------------------------------------------------------------------------------------------------------------------------------------------------------------------------------------------------------------------------|

CONTINUED ON NEXT PAGE

| <u>Variable Numbers</u> | <u>Tape Locations</u> | <u>Content</u>                                  |                 |
|-------------------------|-----------------------|-------------------------------------------------|-----------------|
| 897<br>(457)            | 1551<br>(751)         | Has No Limitations                              | V743=3,<br>5, 9 |
|                         | Continued             | Thinks About Things That Might Happen in Future | V748=1          |

| <u>Score Value</u> |   |
|--------------------|---|
| 2.5                | 0 |
| 8.7                | 1 |
| 14.9               | 2 |
| 20.8               | 3 |
| 21.8               | 4 |
| 18.3               | 5 |
| 10.0               | 6 |
| <u>3.0</u>         | 7 |
| 100.0              |   |

|              |               |                                                                      |          |
|--------------|---------------|----------------------------------------------------------------------|----------|
| 898<br>(458) | 1552<br>(752) | <u>1969 Trust or Hostility: Respondent</u>                           |          |
|              |               | Does not get angry easily                                            | V779=5   |
|              |               | Matters What Others Think                                            | V780=4,5 |
|              |               | Trusts Most Other People                                             | V781=1   |
|              |               | Believes Life of Average Man Getting Better                          | V784=1   |
|              |               | Believes Not a Lot of People Who Have Good Things They Don't Deserve | V785=5   |

| <u>Score Value</u> |   |
|--------------------|---|
| 5.1                | 0 |
| 17.4               | 1 |
| 26.4               | 2 |
| 28.1               | 3 |
| 18.4               | 4 |
| <u>54.6</u>        |   |
| 100.0              |   |



| <u>Variable Numbers</u> | <u>Tape Locations</u> | <u>Content</u>                                                                                                                        |
|-------------------------|-----------------------|---------------------------------------------------------------------------------------------------------------------------------------|
| 899<br>(459)            | 1553<br>(753)         | <u>Whether Head Worked Long Hours in 1968 and/or Wanted More Work at Time of 1969 Interview</u>                                       |
|                         | 41.8                  | 0. Head worked 2500 or fewer hours in 1968 (V465 = 0-2500) <u>and</u> did not want more work (V668 = 5, 9, 0).                        |
|                         | 25.1                  | 1. Inap., head did not work for money in 1968 (V465 = 0000)                                                                           |
|                         | 33.1                  | 2. Head worked more than 2500 hours in 1968 (V465 > 2500), <u>and/or</u> head in labor force in 1969 and wanted more work (V668 = 1). |
|                         | <u>100.0</u>          |                                                                                                                                       |
| 900<br>(460)            | 1554<br>(754)         | <u>Aspiration-Ambition (1969)</u>                                                                                                     |
|                         |                       | Might make purpositive V604=1,2                                                                                                       |
|                         |                       | Wanted more work and/or worked > 2500 hours (2 points added) (1 point added to neutralize the Inaps.) V668=1 and/or V465 > 2500       |
|                         |                       | Likes to do difficult or challenging things V774=1                                                                                    |
|                         |                       | Prefers a job with chances for making more money even if dislikes job V776=5                                                          |
|                         |                       | Dissatisfied with self V777=5                                                                                                         |
|                         |                       | Spends time figuring out how to get more money V782=5                                                                                 |
|                         |                       | Plans to get a new job, and knows what type of job, <u>and</u> knows what it might pay (2 points added) V681=1-4 and V682≠999 or 000  |
|                         |                       | Neutralize Inaps. and one point for plans for job regardless of details V680=0,1                                                      |
|                         |                       | <u>Score Value</u>                                                                                                                    |
|                         | 8.5                   | 0                                                                                                                                     |
|                         | 15.8                  | 1                                                                                                                                     |
|                         | 22.6                  | 2                                                                                                                                     |
|                         | 27.5                  | 3                                                                                                                                     |
|                         | 14.4                  | 4                                                                                                                                     |
|                         | 6.7                   | 5                                                                                                                                     |
|                         | 3.1                   | 6                                                                                                                                     |
|                         | 1.1                   | 7                                                                                                                                     |
|                         | 0.2                   | 8                                                                                                                                     |
|                         | <u>0.1</u>            | 9                                                                                                                                     |
|                         | <u>99.9</u>           |                                                                                                                                       |

| <u>Variable Number</u> | <u>Tape Locations</u> | <u>Content</u>                                                                                                      |                                            |
|------------------------|-----------------------|---------------------------------------------------------------------------------------------------------------------|--------------------------------------------|
| 901<br>(461)           | 1555<br>(755)         | <u>Real Earning Acts (1969)</u>                                                                                     |                                            |
|                        |                       | Saved more than \$75 on additions and repairs (2 points) 1 point for non homeowners who did not save more than \$75 | V660 > 075<br>V593=5,8<br>and<br>V456 < 75 |
|                        |                       | Saved more than \$75 growing own food (2 points)                                                                    | V508 > 075                                 |
|                        |                       | Saved more than \$75 on car repairs (2 points)                                                                      | V464 > 075                                 |
|                        |                       | 1 point for Noncar owners to neutralize                                                                             | V581=0                                     |
|                        |                       | Head of Family taking courses or lessons with economic potential                                                    | V760=1-3                                   |
|                        |                       | Head of Family spends spare time productively                                                                       | V756=1-2                                   |
|                        |                       | <u>Score Value</u>                                                                                                  |                                            |
|                        |                       | 15.9                                                                                                                | 0                                          |
|                        |                       | 26.3                                                                                                                | 1                                          |
|                        |                       | 26.8                                                                                                                | 2                                          |
|                        |                       | 17.7                                                                                                                | 3                                          |
|                        |                       | 7.4                                                                                                                 | 4                                          |
|                        |                       | 4.2                                                                                                                 | 5                                          |
|                        |                       | 1.4                                                                                                                 | 6                                          |
|                        |                       | 0.3                                                                                                                 | 7                                          |
|                        |                       | <u>100.0</u>                                                                                                        |                                            |
| 902<br>(462)           | 1556<br>(756)         | <u>Economizing (1969)</u>                                                                                           |                                            |
|                        |                       | Spend less than \$150 a year on alcohol                                                                             | V496 < 0150                                |
|                        |                       | Spend less than \$150 a year on cigarettes                                                                          | V498 < 150                                 |
|                        |                       | Received more than \$100 worth of free help                                                                         | V839 > 100                                 |
|                        |                       | Do not own a 67 or later year model car                                                                             | V582#67-69                                 |
|                        |                       | Eat out seldom                                                                                                      | V632=0,1                                   |
|                        |                       | Eat together most of time                                                                                           | V636=3,4                                   |

CONTINUED ON NEXT PAGE

| <u>Variable Numbers</u> | <u>Tape Locations</u> | <u>Content</u>                                    |                       |
|-------------------------|-----------------------|---------------------------------------------------|-----------------------|
| 902<br>(462)            | 1556<br>(756)         |                                                   | <u>Score Value</u>    |
|                         | continued             | 0.3                                               | 0                     |
|                         |                       | 3.3                                               | 1                     |
|                         |                       | 12.8                                              | 2                     |
|                         |                       | 22.6                                              | 3                     |
|                         |                       | 36.0                                              | 4                     |
|                         |                       | 23.2                                              | 5                     |
|                         |                       | <u>1.9</u>                                        | 6                     |
|                         |                       | 100.1                                             |                       |
| 903<br>(463)            | 1557<br>(757)         |                                                   | <u>Risk Avoidance</u> |
|                         |                       | Newest (assumed to be best) car in good condition | V583=1                |
|                         |                       | Neutralize noncar owners (2 points)               | V581=0                |
|                         |                       | All cars are insured                              | V584=1                |
|                         |                       | Uses seat belts some of the time (1 point)        | V586=3                |
|                         |                       | Uses seat belts all the time (2 points)           | V586=1                |
|                         |                       | Has medical insurance or a way to get free care   | V740=1 or V742=1      |
|                         |                       | Head smokes less than one pack a day              | V627=0-2              |
|                         |                       | Have some liquid savings                          | V875=1,2,4            |
|                         |                       | Have two months' income saved (2 points)          | V875=1                |
|                         |                       |                                                   | <u>Score Value</u>    |
|                         |                       | 0.4                                               | 0                     |
|                         |                       | 1.9                                               | 1                     |
|                         |                       | 5.4                                               | 2                     |
|                         |                       | 11.3                                              | 3                     |
|                         |                       | 18.6                                              | 4                     |
|                         |                       | 22.5                                              | 5                     |
|                         |                       | 24.3                                              | 6                     |
|                         |                       | 10.6                                              | 7                     |
|                         |                       | 4.9                                               | 8                     |
|                         |                       | 0.0                                               | 9                     |
|                         |                       | 99.9                                              |                       |

| <u>Variable Numbers</u> | <u>Tape Locations</u> | <u>Content</u>                                                                                          |                       |
|-------------------------|-----------------------|---------------------------------------------------------------------------------------------------------|-----------------------|
| 904<br>(464)            | 1558<br>(758)         | <u>Horizon Proxies (1969)</u>                                                                           |                       |
|                         |                       | Is sure whether will or will not move                                                                   | V605=1,5              |
|                         |                       | Has explicit plans for children's college education (2 points)                                          | V557=1-5              |
|                         |                       | Neutralize those with no children in school (1 point)                                                   | V577=0                |
|                         |                       | Has plans for an explicit kind of new job                                                               | V681=1-2              |
|                         |                       | Knows and mentions what kind of training new job requires                                               | V683=2                |
|                         |                       | Has substantial savings relative to income                                                              | V875=1-2              |
|                         |                       | Has definite expectations that next few years will be better or worse                                   | V729=1-2              |
|                         |                       | Expects to have child more than 9 months hence, or at least fairly sure that will have no more children | V614=1 or<br>V615=1,3 |
|                         |                       | Neutralize those who expect child within 9 months and inappropriate cases                               | V613=0 or<br>V614=2   |
|                         |                       | <u>Score Value</u>                                                                                      |                       |
|                         |                       | 0.0                                                                                                     | 0                     |
|                         |                       | 0.3                                                                                                     | 1                     |
|                         |                       | 1.9                                                                                                     | 2                     |
|                         |                       | 11.7                                                                                                    | 3                     |
|                         |                       | 30.2                                                                                                    | 4                     |
|                         |                       | 28.0                                                                                                    | 5                     |
|                         |                       | 17.7                                                                                                    | 6                     |
|                         |                       | 8.9                                                                                                     | 7                     |
|                         |                       | 1.2                                                                                                     | 8                     |
|                         |                       | <u>0.1</u>                                                                                              | 9                     |
|                         |                       | 100.0                                                                                                   |                       |

| <u>Variable Numbers</u> | <u>Tape Locations</u> | <u>Content</u>                                                                                                                                                                                                                                                                                                                                                                                                                                                                                                                                                                                                                                                                                                                                                                                                                                                           |
|-------------------------|-----------------------|--------------------------------------------------------------------------------------------------------------------------------------------------------------------------------------------------------------------------------------------------------------------------------------------------------------------------------------------------------------------------------------------------------------------------------------------------------------------------------------------------------------------------------------------------------------------------------------------------------------------------------------------------------------------------------------------------------------------------------------------------------------------------------------------------------------------------------------------------------------------------|
| 905<br>(465)            | 1559<br>(759)         | <p><u>Connectedness to potential sources of help (1969)</u></p> <p>Attended a PTA meeting within year V558=1-2</p> <p>Neutralize those with no children in school V558=0-2</p> <p>Attends church once a month or more V763=2-5</p> <p>Watches television more than 1 hr./day V761=2-8</p> <p>Reads a newspaper once a week or more V762=3-5</p> <p>Knows 2-5 neighbors by name V763=2-5</p> <p>Knows 6 or more neighbors by name V763=6-8</p> <p>Has relatives within walking distance of DU V602=1</p> <p>Goes to organizations once a month or more V764=2-5</p> <p>Goes to bar or tavern once a month or more V765=2-5</p> <p>Belongs to a labor union and pays dues V767=2-8</p> <p><u>Score Value</u></p> <p>0.0 0</p> <p>0.4 1</p> <p>1.4 2</p> <p>5.1 3</p> <p>12.5 4</p> <p>20.5 5</p> <p>23.2 6</p> <p>21.1 7</p> <p>11.1 8</p> <p><u>4.6</u> 9</p> <p>99.9</p> |
| 906<br>(456)            | 1560<br>(760)         | <p><u>Money Earning Acts (Current money earning behaviors)</u></p> <p>Head worked more than 2,000 hours V465 &gt; 2000</p> <p>Wife worked more than 1,000 hours V475 &gt; 1000</p> <p>Neutralize no wife V607≠1</p> <p>Head self-employed <u>and/or</u> owns a business V641=2-3 or V696=1</p> <p>Has changed jobs in past year and present job pays more than previous one V644=1</p> <p>Has done something about a better job V684=1-3</p>                                                                                                                                                                                                                                                                                                                                                                                                                             |

| <u>Variable Numbers</u> | <u>Tape Locations</u>  | <u>Content</u>                                                                                                                                                                                                      |                                                                                                                                                                                              |
|-------------------------|------------------------|---------------------------------------------------------------------------------------------------------------------------------------------------------------------------------------------------------------------|----------------------------------------------------------------------------------------------------------------------------------------------------------------------------------------------|
| 906<br>(456)<br>(cont.) | 1560<br>(760)          | If Employed {<br>Head seldom or never late for work<br>Head rarely or never fails to go to work when not sick<br>Head has extra jobs (or ways of making money)                                                      | V676=5 or<br>V677=3-4<br>V678=5 or<br>V679=3-4<br>V660=1                                                                                                                                     |
|                         |                        |                                                                                                                                                                                                                     | Housewife Unemployed or Retired {<br>Has been to more than 1 place in past few weeks to find a job<br>Low reservation price: no jobs not worth taking, or they pay less than \$1.50 per hour |
|                         |                        |                                                                                                                                                                                                                     | <u>Score Value</u>                                                                                                                                                                           |
|                         |                        |                                                                                                                                                                                                                     | 8.5 0                                                                                                                                                                                        |
|                         |                        |                                                                                                                                                                                                                     | 13.9 1                                                                                                                                                                                       |
|                         |                        |                                                                                                                                                                                                                     | 12.7 2                                                                                                                                                                                       |
|                         |                        |                                                                                                                                                                                                                     | 24.5 3                                                                                                                                                                                       |
|                         |                        |                                                                                                                                                                                                                     | 21.2 4                                                                                                                                                                                       |
|                         |                        |                                                                                                                                                                                                                     | 12.2 5                                                                                                                                                                                       |
|                         |                        |                                                                                                                                                                                                                     | 5.5 6                                                                                                                                                                                        |
|                         |                        |                                                                                                                                                                                                                     | 1.3 7                                                                                                                                                                                        |
|                         |                        |                                                                                                                                                                                                                     | 0.1 8                                                                                                                                                                                        |
|                         |                        |                                                                                                                                                                                                                     | <u>99.9</u>                                                                                                                                                                                  |
| 907<br>(467)            | 1561-1564<br>(761-764) | 1968 Hours of home production excluding hours spent raising and growing food (1969 Variable) <u>(unrevised V464)</u>                                                                                                |                                                                                                                                                                                              |
|                         |                        | Excludes 1 hour for every dollar saved growing food for those where neither their first nor second occupations was farmer. For those whose first or second occupations was farmer, this variable identical to V464. |                                                                                                                                                                                              |
| 908<br>(468)            | 1565-1568<br>(765-768) | 1968 Hours of nonleisure (Unrevised V491) <u>(1969 Variable)</u>                                                                                                                                                    |                                                                                                                                                                                              |
|                         |                        | This variable not comparable to the corresponding 1968 variable since journey to work included in nonleisure in the 1969 variable.                                                                                  |                                                                                                                                                                                              |
| 909<br>(469)            | 1569<br>(769)          | Whether family a splitoff from a 1968 nuclear <u>family</u>                                                                                                                                                         |                                                                                                                                                                                              |
|                         |                        |                                                                                                                                                                                                                     | 95.5 0. Not a splitoff                                                                                                                                                                       |
|                         |                        |                                                                                                                                                                                                                     | <u>4.5</u> 1. Splitoff                                                                                                                                                                       |
|                         |                        |                                                                                                                                                                                                                     | <u>100.0</u>                                                                                                                                                                                 |

| <u>Variable Numbers</u> | <u>Tape Locations</u>  | <u>Content</u>                                                                                                                                                                                                                                                                                                                                                                                                                                                               |
|-------------------------|------------------------|------------------------------------------------------------------------------------------------------------------------------------------------------------------------------------------------------------------------------------------------------------------------------------------------------------------------------------------------------------------------------------------------------------------------------------------------------------------------------|
| 910<br>(470)            | 1570-1574<br>(770-774) | <u>Change in labor income - HEAD</u><br><br>1968 Labor income of head (V514) -<br>1967 Labor income of head (V74)<br><br>-9999. \$ 9999 decrease or more                                                                                                                                                                                                                                                                                                                     |
| 911<br>(471)            | 1575-1578<br>(775-778) | <u>1967-68 Percent change in labor income - HEAD</u><br><br>(V910 ÷ V74) x 100<br><br>0000. No such income in both years<br>9999. No such income in 1967 (V74 = 0),<br>but had labor income in 1968<br>(V514 ≠ 0)                                                                                                                                                                                                                                                            |
| 912<br>(472)            | 1579<br>(779)          | <u>(Bkt. V910) 1967-68 Change in labor income - HEAD</u><br><br>13.6 0. No such income in 1967 and 1968<br>6.0 1. Decrease of \$3000 or more<br>4.8 2. \$-2999 to \$ -1500<br>8.6 3. \$-1499 to \$ - 600<br>7.1 4. \$- 599 to \$ - 200<br>1.7 5. \$- 199 to \$ + 199; includes those<br>with no labor income in both years<br>11.1 6. \$+ 200 to \$ +599<br>17.4 7. \$+ 600 to \$ +1499<br>11.3 8. \$+1500 to \$ +2999<br>8.5 9. \$+3000 and greater increase<br><hr/> 100.1 |
| 913<br>(473)            | 1580<br>(780)          | <u>(Bkt. V911) 1967-68 Percent change in labor income - HEAD</u><br><br>13.6 0. No such income in 1967 and 1968<br>11.9 1. -100 to -30%<br>5.9 2. - 29 to -15%<br>7.5 3. - 14 to - 5%<br>13.0 4. - 4 to + 4%<br>15.9 5. + 5 to +14%<br>13.1 6. + 15 to +30%<br>5.7 7. + 31 to +50%<br>10.5 8. + 51 to +9998%<br>2.8 9. No such income in 1967 but had such<br>income in 1968<br><hr/> 99.9                                                                                   |

| <u>Variable<br/>Numbers</u> | <u>Tape<br/>Locations</u> | <u>Content</u>                                                                                                                                                                                                   |
|-----------------------------|---------------------------|------------------------------------------------------------------------------------------------------------------------------------------------------------------------------------------------------------------|
| 914<br>(474)                | 1581-1585<br>(781-785)    | <u>1967-68 Change in labor income - WIFE</u><br><br>1968 Labor income of wife (V516) -<br>1967 Labor income of wife (V75)<br><br>-9999. \$9999 decrease or more                                                  |
| 915<br>(475)                | 1586-1590<br>(786-790)    | <u>1967-68 Change in taxable income -<br/>HEAD AND WIFE</u><br><br>1968 Taxable income of head and wife<br>(V518) minus<br>1967 Taxable income of head and wife (V76)<br><br>-9999. \$9999 decrease or more      |
| 916<br>(476)                | 1591-1594<br>(791-794)    | <u>1967-68 Percent change in taxable income<br/>of HEAD AND WIFE</u><br><br>(V915 + V76) x 100<br><br>9999. No such income in 1967 (V76=0000)                                                                    |
| 917<br>(477)                | 1595-1599<br>(795-799)    | <u>1967-68 Change in taxable income - OTHERS</u><br><br>1968 Taxable income - OTHERS (V521) -<br>1967 Taxable income - OTHERS (V79)<br><br>-9999. Decrease of \$9999 or more                                     |
| 918<br>(478)                | 1600-1604<br>(800-804)    | <u>1967-68 Change in transfer income -<br/>FAMILY</u><br><br>1968 Family transfer income<br>(V523 + V525 + V527) -<br>1967 Family transfer income<br>(V79 + V76 - V81)<br><br>-9999. Decreases of \$9999 or more |
| 919<br>(479)                | 1605-1609<br>(805-809)    | <u>1967-68 Change in money income - FAMILY</u><br><br>1968 Family money income (V529) minus<br>1967 Family money income (V81)                                                                                    |
| 920<br>(480)                | 1610-1613<br>(810-813)    | <u>1967-68 Percent change in money income-<br/>FAMILY</u><br><br>(V919 + V81.) x 100<br><br>9999. No such income in 1967 (V81 = 0)                                                                               |



| <u>Variable Numbers</u> | <u>Tape Locations</u>  | <u>Content</u>                                                                                              |
|-------------------------|------------------------|-------------------------------------------------------------------------------------------------------------|
| 921<br>(481)            | 1614<br>(814)          | (Bkt. V920) 1967-68 Change in money income - FAMILY                                                         |
|                         |                        | 7.7 1. \$-3000 and greater decrease                                                                         |
|                         |                        | 6.3 2. \$-2999 to \$ -1500                                                                                  |
|                         |                        | 8.8 3. \$-1499 to \$ - 600                                                                                  |
|                         |                        | 6.5 4. \$- 599 to \$ - 200                                                                                  |
|                         |                        | 11.6 5. \$- 199 to \$ + 199                                                                                 |
|                         |                        | 9.8 6. \$+ 200 to \$ + 599                                                                                  |
|                         |                        | 17.9 7. \$+ 600 to \$ +1499                                                                                 |
|                         |                        | 17.2 8. \$+1500 to \$ +2999                                                                                 |
|                         |                        | 14.2 9. \$+3000 and greater increase                                                                        |
|                         |                        | <hr/> 100.0                                                                                                 |
| 922<br>(482)            | 1615<br>(815)          | (Bkt. V920) 1967-68 <u>Percent</u> change in family money income                                            |
|                         |                        | 10.6 1. -100 to -30%                                                                                        |
|                         |                        | 7.4 2. - 29 to -15%                                                                                         |
|                         |                        | 8.7 3. - 14 to - 5%                                                                                         |
|                         |                        | 14.3 4. - 4 to + 4%                                                                                         |
|                         |                        | 17.9 5. + 5 to +14%                                                                                         |
|                         |                        | 18.0 6. + 15 to +30%                                                                                        |
|                         |                        | 9.2 7. + 31 to +50%                                                                                         |
|                         |                        | 13.9 8. + 51 to +9998%                                                                                      |
|                         |                        | 0.1 9. No such income in 1967, but had such income in 1968                                                  |
|                         |                        | <hr/> 100.1                                                                                                 |
| 923<br>(483)            | 1616-1619<br>(816-819) | 1967-68 Change in money income/Needs Ratio                                                                  |
|                         |                        | <hr/> 1968 Money income/Needs (V835)-<br>1967 Money income/Needs (V325)<br>xx.xx Change to 2 decimal places |
| 924<br>(484)            | 1620-1623<br>(820-823) | 1967-68 <u>Percent</u> change in money income/Needs ratio                                                   |
|                         |                        | <hr/> (V923 ÷ V325) x 100<br>9999. 1967 Money income/Needs,<br>(V325) = 0000.                               |

| <u>Variable Numbers</u> | <u>Tape Locations</u>  | <u>Content</u>                                                                  |
|-------------------------|------------------------|---------------------------------------------------------------------------------|
| 925<br>(485)            | 1624<br>(824)          | (Bkt. V923) 1967-68 Change in money<br><u>income/Needs ratio</u>                |
|                         | 6.3                    | 1. -9.99 to -1.00                                                               |
|                         | 5.0                    | 2. - .99 to -0.60                                                               |
|                         | 6.3                    | 3. - .59 to -0.30                                                               |
|                         | 8.3                    | 4. - .29 to -0.10                                                               |
|                         | 17.3                   | 5. - .09 to + .09                                                               |
|                         | 15.3                   | 6. + .10 to +0.29                                                               |
|                         | 17.2                   | 7. + .30 to +0.59                                                               |
|                         | 10.9                   | 8. + .60 to +0.99                                                               |
|                         | 13.4                   | 9. +1.00 or greater                                                             |
|                         | <u>100.0</u>           |                                                                                 |
| 926<br>(486)            | 1625<br>(825)          | (Bkt. V924) 1967-68 <u>Percent</u> change in<br><u>money income/Needs Ratio</u> |
|                         | 8.5                    | 1. -100 to -30%                                                                 |
|                         | 8.1                    | 2. - 20 to -15%                                                                 |
|                         | 9.0                    | 3. - 14 to - 5%                                                                 |
|                         | 15.5                   | 4. - 4 to + 4%                                                                  |
|                         | 17.1                   | 5. + 5 to +14%                                                                  |
|                         | 17.2                   | 6. + 15 to +30%                                                                 |
|                         | 9.7                    | 7. + 31 to +50%                                                                 |
|                         | 14.8                   | 8. + 51 to +9998%                                                               |
|                         | <u>.1</u>              | 9. 1967 Money income/Needs = 0000                                               |
|                         | 100.0                  |                                                                                 |
| 927<br>(487)            | 1626-1628<br>(826-828) | 1967-68 Change in "Well-Offness"<br><u>(Money income basis)</u>                 |
|                         |                        | 1968 Family "Well-Offness" (V837) minus<br>1967 Family "Well-Offness" (V435)    |
|                         |                        | -99. Decrease of 99 or more                                                     |
| 928<br>(488)            | 1629-1632<br>(829-832) | 1967-68 <u>Percent</u> change in "Well-Offness"<br><u>(Money income basis)</u>  |
|                         |                        | (V927 ÷ V435) x 100                                                             |
|                         |                        | 9999. V435 = 0, zero well-offness in<br>1967                                    |

| <u>Variable Numbers</u> | <u>Tape Locations</u>  | <u>Content</u>                                                                           |
|-------------------------|------------------------|------------------------------------------------------------------------------------------|
| 929<br>(489)            | 1633<br>(833)          | (Bkt.V927) 1967-68 Change in "Well-Offness" (Money income basis)                         |
|                         |                        | 6.5 1. -20 and below                                                                     |
|                         |                        | 5.1 2. -19 to -12                                                                        |
|                         |                        | 4.3 3. -11 to - 8                                                                        |
|                         |                        | 6.4 4. - 7 to - 4                                                                        |
|                         |                        | 18.8 5. - 3 to + 3                                                                       |
|                         |                        | 12.5 6. + 4 to + 7                                                                       |
|                         |                        | 14.4 7. + 8 to +12                                                                       |
|                         |                        | 15.7 8. +13 to +20                                                                       |
|                         |                        | <u>16.1</u> 9. +21 or greater                                                            |
|                         |                        | 99.8                                                                                     |
| 930<br>(490)            | 1634<br>(834)          | (Bkt. V928) 1967-68 <u>Percent</u> change in "Well-Offness" (Money income basis)         |
|                         |                        | 3.1 1. -100 to -30%                                                                      |
|                         |                        | 7.1 2. - 29 to -15%                                                                      |
|                         |                        | 10.5 3. - 14 to - 5%                                                                     |
|                         |                        | 20.5 4. - 4 to + 4%                                                                      |
|                         |                        | 23.9 5. + 5 to +14%                                                                      |
|                         |                        | 21.1 6. + 15 to +30%                                                                     |
|                         |                        | 7.8 7. + 31 to +50%                                                                      |
|                         |                        | 5.8 8. + 51 to +9998%                                                                    |
|                         |                        | <u>.1</u> 9. "Well-Offness" = 0 in 1967                                                  |
|                         |                        | 99.9                                                                                     |
| 931<br>(491)            | 1635-1639<br>(835-839) | 1967-68 Change in non-money income - <u>FAMILY</u>                                       |
|                         |                        | 1968 Family real income (Total real income [V840] minus Total money income [V529]) minus |
|                         |                        | 1967 Family real income (Total real income [V322] minus Total money income)              |
| 932<br>(492)            | 1640-1644<br>(840-844) | <u>1967-68 Change in net real income- FAMILY</u>                                         |
|                         |                        | 1968 Family net real income (V842) minus                                                 |
|                         |                        | 1967 Family net real income (V323)                                                       |
|                         |                        | -9999. \$9999 decrease or more                                                           |
| 933<br>(493)            | 1645-1648<br>(845-848) | 1967-68 Percent change in net real income - <u>FAMILY</u>                                |
|                         |                        | (V932 ÷ V324) x 100                                                                      |
|                         |                        | 9999. No such income in 1967 (V324 = 0)                                                  |

| <u>Variable Numbers</u> | <u>Tape Locations</u>  | <u>Content</u>                                                                                                                                                                                                                                                                                                                                                                                                                                                                                |
|-------------------------|------------------------|-----------------------------------------------------------------------------------------------------------------------------------------------------------------------------------------------------------------------------------------------------------------------------------------------------------------------------------------------------------------------------------------------------------------------------------------------------------------------------------------------|
| 934<br>(494)            | 1649-1652<br>(849-852) | <p>1967-68 <u>Change in family net real income/needs</u></p> <p>1968 Family real income/Needs (V844) -<br/>1967 Family real income/Needs (V326)</p>                                                                                                                                                                                                                                                                                                                                           |
| 935<br>(495)            | 1653-1656<br>(853-856) | <p>1967-68 <u>Percent change in net real income/Needs</u></p> <p><math>(V934 \div V326) \times 100</math></p> <p>9999. No such income in 1967 (V326=0),<br/>or such income negative in 1967<br/>(V326 &lt; 0)</p>                                                                                                                                                                                                                                                                             |
| 936<br>(496)            | 1657-1659<br>(857-859) | <p>1967-68 <u>Change in "Well-Offness" (Net real income basis)</u></p> <p>1968 "Well-Offness" (Net real income)<br/>(V846) minus<br/>1967 "Well-Offness" (Net real income)<br/>(V436)</p> <p>-99. 99 decrease or more</p>                                                                                                                                                                                                                                                                     |
| 937<br>(497)            | 1660-1663<br>(860-863) | <p>1967-68 <u>Percent change in "Well-Offness" (Net real income basis)</u></p> <p><math>(V936 \div V436) \times 100</math></p> <p>9999. V436 = 0, zero "well-offness" in<br/>1967</p>                                                                                                                                                                                                                                                                                                         |
| 938<br>(498)            | 1664-1668<br>(864-868) | <p>1967-68 <u>Change in net real income net of housing<sup>a</sup></u></p> <p>(Change in income net of costs of earning<br/>income and net of housing costs)</p> <p>1968 Net real income net of housing<br/>(V856) minus 1967 Net real income net of<br/>housing (V324)</p> <p>- 9999. \$9999 decrease or more</p> <p><sup>a</sup> There will be some spurious change in this<br/>variable because payments on additions<br/>and repairs debt were netted out in 1968<br/>but not in 1969</p> |

| <u>Variable Numbers</u> | <u>Tape Locations</u>  | <u>Content</u>                                                                                                                                                                                                            |
|-------------------------|------------------------|---------------------------------------------------------------------------------------------------------------------------------------------------------------------------------------------------------------------------|
| 939<br>(499)            | 1669-1672<br>(869-872) | 1967-68 <u>Percent</u> change in real income net of housing costs<br><hr/> (V938 ÷ V324) x 100<br>9999. Negative or zero such income in 1967 (V324 ≤ 0)                                                                   |
| 940<br>(500)            | 1673-1676<br>(873-876) | 1967-68 Change in "Well-Offness" (Net real income net of housing basis)<br><hr/> 1968 "Well-Offness" (Net real income net of housing basis) (V860) -<br>1967 "Well-Offness" (Net real income net of housing basis) (V437) |
| 941<br>(501)            | 1677-1680<br>(877-880) | 1967-68 <u>Percent</u> change in "Well-Offness" (Net real income net of housing basis)<br><hr/> (V940 ÷ V437) x 100<br>9999. Zero 1967 "well-offness"                                                                     |
| 942<br>(502)            | 1681-1685<br>(881-885) | 1967-68 Change in hours of work for money - HEAD<br><hr/> 1968 Hours of work for money (V465) minus<br>1967 Hours of work for money (V47)                                                                                 |
| 943<br>(503)            | 1686-1689<br>(886-889) | 1967-68 <u>Percent</u> change in hours of work for money - HEAD<br><hr/> (V942 ÷ V47) x 100<br>9999. Zero hours of work for money in 1967 (V47 = 0)                                                                       |
| 944<br>(504)            | 1690<br>(890)          | (Bkt. V943) 1967-68 <u>Percent</u> change in hours of work for money - HEAD<br><hr/>                                                                                                                                      |
|                         | 13.6                   | 0. Did not work for money in both 1967 and 1968                                                                                                                                                                           |
|                         | 11.7                   | 1. -100 to -30%                                                                                                                                                                                                           |
|                         | 8.9                    | 2. - 29 to -15%                                                                                                                                                                                                           |
|                         | 12.5                   | 3. - 14 to - 5%                                                                                                                                                                                                           |

CONTINUED ON NEXT PAGE

| <u>Variable Numbers</u> | <u>Tape Locations</u>  |                                          | <u>Content</u>                                                                                                                                                                                                                                                          |
|-------------------------|------------------------|------------------------------------------|-------------------------------------------------------------------------------------------------------------------------------------------------------------------------------------------------------------------------------------------------------------------------|
| 944<br>(504)            | 1690<br>(890)          | 20.9<br>11.5<br>8.6<br>3.4<br>5.9<br>2.9 | 4. - 4 to + 4%<br>5. + 5 to + 14%<br>6. +15 to + 30%<br>7. +31 to + 50%<br>8. +51 to +9998%<br>9. Did not work for money in 1967, but did in 1968                                                                                                                       |
|                         |                        | 99.9                                     |                                                                                                                                                                                                                                                                         |
| 945<br>(505)            | 1691-1695<br>(891-895) |                                          | <u>1967-68 Change in hours of work for money - WIFE</u><br>1968 Hours of work for money - WIFE (V475)-<br>1967 Hours of work for money - WIFE (V53)                                                                                                                     |
| 946<br>(506)            | 1696-1700<br>(896-900) |                                          | <u>1967-68 Change in hours of housework HEAD AND WIFE<sup>a</sup></u><br>1968 Hours of housework, Head and Wife (V895)-<br>1967 Hours of housework, Head and Wife (V59)<br><br><sup>a</sup> It should be noted that all the 1967 values on this variable were assigned. |
| 947<br>(507)            | 1701-1705<br>(901-905) |                                          | <u>1967-68 Change in hours of home production (other than housework)</u><br>1968 Hours of home production (V464)-<br>1967 Hours of home production (V61)                                                                                                                |
| 948<br>(508)            | 1706-1710<br>(906-910) |                                          | <u>1967-68 Change in hours of work for money - OTHERS</u><br>1968 Hours of work for money (V520) minus<br>1967 Hours of work for money (V72)                                                                                                                            |
| 949<br>(509)            | 1711-1715<br>(911-915) |                                          | <u>1967-68 Change in total hours of work by family - Paid plus unpaid</u><br>1968 Total work hours - Family (V867)-<br>1967 Total work hours - Family (V335)<br><br>- 9999. Decrease of 9999 or more                                                                    |

| <u>Variable<br/>Numbers</u> | <u>Tape<br/>Locations</u> | <u>Content</u>                                                                                                                                                                                                                                                                                              |
|-----------------------------|---------------------------|-------------------------------------------------------------------------------------------------------------------------------------------------------------------------------------------------------------------------------------------------------------------------------------------------------------|
| 950<br>(510)                | 1716-1720<br>(916-920)    | 1967-68 Change in hours of nonleisure -<br><u>FAMILY</u><br>Total 1968 nonleisure revised - HEAD<br>AND WIFE (V491) minus<br>Hours of 1968 travel to work - HEAD<br>(V473) minus<br>Hours of 1968 travel to work - WIFE<br>(V479) minus<br>Total 1967 nonleisure - HEAD AND WIFE<br>(V65)                   |
| 951<br>(511)                | 1721-1725<br>(921-925)    | 1967-68 Change in leisure per major<br><u>adult</u><br>1968 Amount of leisure per major adult<br>(V826) minus<br>1967 Amount of leisure per major adult<br>(V73)                                                                                                                                            |
| 952<br>(512)                | 1726-1729<br>(926-929)    | 1967-68 <u>Percent</u> change in leisure per<br><u>major adult</u><br>(V951 ÷ V73) x 100                                                                                                                                                                                                                    |
| 953<br>(513)                | 1730-1733<br>(930-933)    | 1967-68 <u>Change in hourly earnings -HEAD</u><br>1968 Hourly earnings - HEAD (V871) minus<br>1967 Hourly earnings - HEAD (V337)<br>99.99 Head did not work for money in 1967<br>(V337 = 0000 or 99.99) and/or head<br>did not work for money in 1968<br>(V871 = 00.00)<br>-9.99 Decrease of \$9.99 or more |
| 954<br>(514)                | 1734-1737<br>(934-937)    | 1967-68 <u>Percent</u> change in hourly earnings-<br><u>HEAD</u><br>(V953 ÷ V337) x 100<br>9999. Inap., V953 = 99.99                                                                                                                                                                                        |

| <u>Variable Numbers</u> | <u>Tape Locations</u>  | <u>Content</u>                                                                                                                        |
|-------------------------|------------------------|---------------------------------------------------------------------------------------------------------------------------------------|
| 955<br>(515)            | 1738<br>(938)          | (Bkt. V954) 1967-68 <u>Percent</u> change in hourly earnings - HEAD                                                                   |
|                         |                        | 8.0 1. -100 to -30%                                                                                                                   |
|                         |                        | 7.5 2. - 29 to -15%                                                                                                                   |
|                         |                        | 8.3 3. - 14 to - 5%                                                                                                                   |
|                         |                        | 11.9 4. - 4 to + 4%                                                                                                                   |
|                         |                        | 12.8 5. + 5 to +14%                                                                                                                   |
|                         |                        | 12.6 6. + 15 to +30%                                                                                                                  |
|                         |                        | 7.5 7. + 31 to +50%                                                                                                                   |
|                         |                        | 11.3 8. + 51 to +9998%                                                                                                                |
|                         |                        | 20.2 9. Head did not work in 1967, or 1968; or worked in 1967 with zero hourly earnings                                               |
|                         |                        | <u>100.1</u>                                                                                                                          |
| 956<br>(516)            | 1739-1742<br>(939-942) | <u>1967-68 Change in hourly earnings -WIFE</u>                                                                                        |
|                         |                        | 1968 Hourly earnings - WIFE (V873)-<br>1967 Hourly earnings - WIFE (V338)                                                             |
|                         |                        | 99.99 Wife did not work for money in 1967 (V338 = 0), and/or, did not work for money in 1968 (V873 = 0000); or no wife in either year |
|                         |                        | -9.99 Decrease of \$9.99 or more                                                                                                      |
| 957<br>(517)            | 1743-1747<br>(943-947) | <u>1967-68 Change in family food standard</u>                                                                                         |
|                         |                        | 1968 Family food standard (V494) minus<br>1967 Family food standard (V31)                                                             |
| 958<br>(518)            | 1748-1751<br>(948-951) | <u>1967-68 Percent</u> change in family food standard                                                                                 |
|                         |                        | <u>(V957 ÷ V31) x 100</u>                                                                                                             |
| 959<br>(519)            | 1752-1756<br>(952-956) | <u>1967-68 Change in family need standard</u>                                                                                         |
|                         |                        | 1968 Family food need standard (V495)<br>minus<br>1967 Family food need standard (V32)                                                |
|                         |                        | -9999. Decreases of 9999 or more                                                                                                      |



| <u>Variable Numbers</u> | <u>Tape Locations</u>  | <u>Content</u>                                                                                                                                                                                         |
|-------------------------|------------------------|--------------------------------------------------------------------------------------------------------------------------------------------------------------------------------------------------------|
| 960<br>(520)            | 1757-1761<br>(957-961) | <u>1967-68 Change in family food consumption</u><br>1968 Family food consumption (V863) minus<br>1967 Family food consumption (V334)                                                                   |
| 961<br>(521)            | 1762-1765<br>(962-965) | <u>1967-68 Percent change in family food consumption</u><br>$(V960 \div V334) \times 100$<br>999. 1967 consumption (V334) = 0                                                                          |
| 962<br>(522)            | 1766-1769<br>(966-969) | <u>1967-68 Change in food consumption/<br/>Food needs</u><br><br>1968 Food consumption/Food needs<br>(V865) minus<br>1967 Food consumption/Food needs (V336)<br><br>xx.xx Change to two decimal places |
| 963<br>(523)            | 1770-1773<br>(970-973) | <u>1967-68 Percent change in food consumption/<br/>Food needs</u><br><br>$(V962 \div V336) \times 100$<br>999. 1967 food consumption/food needs= 0                                                     |
| 964<br>(524)            | 1774-1777<br>(974-977) | <u>1967-68 Change in alcoholic beverage<br/>expenses - FAMILY</u><br><br>1968 Family expenditures on alcoholic<br>beverages (V496) minus<br>1967 Family expenditures on alcoholic<br>beverages (V86)   |
| 965<br>(525)            | 1778-1781<br>(978-981) | <u>1967-68 Change in cigarette expenditure-<br/>FAMILY</u><br><br>1968 Cigarette expenditure (V498) minus<br>1967 Cigarette expenditure (V35)                                                          |

| <u>Variable<br/>Numbers</u> | <u>Tape<br/>Locations</u> | <u>Content</u>                                                                                                                                                                                                                                                                                                                                                            |
|-----------------------------|---------------------------|---------------------------------------------------------------------------------------------------------------------------------------------------------------------------------------------------------------------------------------------------------------------------------------------------------------------------------------------------------------------------|
|                             |                           | The next ten variables are change in values of the index scores. The constant +4 has been added to each so the variables occupy only one tape location, i.e., there are no negative values. In each case the value of the 1967 index is subtracted from the 1968 index score, and four (+4) is added to the difference. Their distributions are given on a separate page. |
| 966<br>(526)                | 1782<br>(982)             | <u>1968-69 Change in horizon proxies</u><br>(V904-V391) +4                                                                                                                                                                                                                                                                                                                |
| 967<br>(527)                | 1783<br>(983)             | <u>1968-69 Change in connectedness</u><br>(V905-V393) +4                                                                                                                                                                                                                                                                                                                  |
| 968<br>(528)                | 1784<br>(984)             | <u>1968-69 Change in money earning acts</u><br>(V906-V394) +4                                                                                                                                                                                                                                                                                                             |
| 969<br>(529)                | 1785<br>(985)             | <u>1968-69 Change in neighborhood quality</u><br>(V896-V418) +4                                                                                                                                                                                                                                                                                                           |
| 970<br>(530)                | 1786<br>(986)             | <u>1968-69 Change in efficacy and planning</u><br>(V897-V419) +4                                                                                                                                                                                                                                                                                                          |
| 971<br>(531)                | 1787<br>(987)             | <u>1968-69 Change in trust-hostility</u><br>(V898-V420) +4                                                                                                                                                                                                                                                                                                                |
| 972<br>(532)                | 1788<br>(988)             | <u>1968-69 Change in ambition-aspiration</u><br>(V900-V423) +4                                                                                                                                                                                                                                                                                                            |
| 973<br>(533)                | 1789<br>(989)             | <u>1968-69 Change in real earning acts</u><br>(V901-V427) +4                                                                                                                                                                                                                                                                                                              |

| <u>Variable<br/>Numbers</u> | <u>Tape<br/>Locations</u> | <u>Content</u>                                                  |
|-----------------------------|---------------------------|-----------------------------------------------------------------|
| 974<br>(534)                | 1790<br>(990)             | <u>1968-69 Change in economizing behavior</u><br>(V902-V432) +4 |
| 975<br>(535)                | 1791<br>(991)             | <u>1968-69 Change in risk avoidance</u><br>(V903-V434) +4       |

V966: Change in horizon  
proxies +4

|              |    |
|--------------|----|
| 0.4          | 0. |
| 1.4          | 1. |
| 5.2          | 2. |
| 13.4         | 3. |
| 32.8         | 4. |
| 27.8         | 5. |
| 11.2         | 6. |
| 5.6          | 7. |
| 1.7          | 8. |
| 0.5          | 9. |
| <u>100.0</u> |    |

V967: Change in connectedness  
+4

|              |    |
|--------------|----|
| 1.5          | 0. |
| 4.0          | 1. |
| 8.7          | 2. |
| 18.8         | 3. |
| 32.0         | 4. |
| 20.9         | 5. |
| 9.1          | 6. |
| 3.4          | 7. |
| 1.0          | 8. |
| 0.6          | 9. |
| <u>100.0</u> |    |

V968: Change in money  
earning acts +4

|              |    |
|--------------|----|
| 5.6          | 0. |
| 8.9          | 1. |
| 19.2         | 2. |
| 38.6         | 3. |
| 15.8         | 4. |
| 7.4          | 5. |
| 3.3          | 6. |
| 0.8          | 7. |
| 0.4          | 8. |
| 0.0          | 9. |
| <u>100.0</u> |    |

V969: Change in neighborhood  
quality +4

|              |    |
|--------------|----|
| 0.9          | 0. |
| 1.9          | 1. |
| 6.3          | 2. |
| 18.4         | 3. |
| 45.5         | 4. |
| 19.7         | 5. |
| 5.6          | 6. |
| 2.1          | 7. |
| 0.6          | 8. |
| 0.2          | 9. |
| <u>100.2</u> |    |

V970: Change in efficacy  
and planning +4

|       |    |
|-------|----|
| 1.7   | 0. |
| 4.2   | 1. |
| 10.0  | 2. |
| 17.3  | 3. |
| 26.1  | 4. |
| 21.0  | 5. |
| 11.7  | 6. |
| 5.4   | 7. |
| 1.9   | 8. |
| 0.7   | 9. |
| <hr/> |    |
| 100.0 |    |

V971: Change in trust-hostility  
+4

|       |    |
|-------|----|
| 0.3   | 0. |
| 2.2   | 1. |
| 8.1   | 2. |
| 20.5  | 3. |
| 31.5  | 4. |
| 24.3  | 5. |
| 9.3   | 6. |
| 3.1   | 7. |
| 0.5   | 8. |
| 0.1   | 9. |
| <hr/> |    |
| 99.9  |    |

V972: Change in ambition-  
aspiration +4

|       |    |
|-------|----|
| 2.3   | 0. |
| 3.9   | 1. |
| 9.9   | 2. |
| 18.1  | 3. |
| 30.3  | 4. |
| 19.1  | 5. |
| 10.1  | 6. |
| 4.1   | 7. |
| 1.4   | 8. |
| 0.9   | 9. |
| <hr/> |    |
| 100.1 |    |

V973: Change in real earning  
acts +4

|       |    |
|-------|----|
| 1.6   | 0. |
| 3.8   | 1. |
| 9.7   | 2. |
| 14.8  | 3. |
| 37.2  | 4. |
| 18.4  | 5. |
| 9.1   | 6. |
| 3.7   | 7. |
| 1.2   | 8. |
| 0.5   | 9. |
| <hr/> |    |
| 100.0 |    |

V974: Change in economizing  
+4

|       |    |
|-------|----|
| 0.2   | 0. |
| 0.7   | 1. |
| 5.9   | 2. |
| 20.6  | 3. |
| 41.0  | 4. |
| 23.9  | 5. |
| 6.7   | 6. |
| 0.8   | 7. |
| 0.1   | 8. |
| 0.1   | 9. |
| <hr/> |    |
| 100.0 |    |

V975 : Change in risk-avoidance  
+4

|       |    |
|-------|----|
| 0.6   | 0. |
| 1.8   | 1. |
| 7.4   | 2. |
| 18.8  | 3. |
| 39.4  | 4. |
| 20.4  | 5. |
| 8.5   | 6. |
| 2.2   | 7. |
| 0.7   | 8. |
| 0.2   | 9. |
| <hr/> |    |
| 100.0 |    |

| <u>Variable Numbers</u> | <u>Tape Locations</u>  | <u>Content</u>                                                                                                                                                                                                                                                                                                                                                                                                                                                                                                                                                                                                                                            |
|-------------------------|------------------------|-----------------------------------------------------------------------------------------------------------------------------------------------------------------------------------------------------------------------------------------------------------------------------------------------------------------------------------------------------------------------------------------------------------------------------------------------------------------------------------------------------------------------------------------------------------------------------------------------------------------------------------------------------------|
| 976<br>(536)            | 1792-1793<br>(992-993) | <p>1968-69 Change in number of people in family</p> <hr/> <p>1969 Number in family (V549) minus 1968 Number in family (V115)</p>                                                                                                                                                                                                                                                                                                                                                                                                                                                                                                                          |
| 977<br>(537)            | 1794<br>(994)          | <p>1968-69 Change in job or occupation</p> <hr/> <p>57.4 0. <u>Same job</u> (V642= 0, 2-9) and <u>same occupation</u> (V640=V197) and <u>same second job</u> (V661= V228) Including those not working both years</p> <p>10.1 1. <u>Same job</u> (V642 = 0,2-9) and <u>same occupation</u> (V640= V197) but <u>different second job</u> (V661= V228)</p> <p>19.6 2. <u>Same job</u> (V642 = 0, 2-9) but <u>different occupation</u> (V640 ≠ V197)</p> <p>5.1 3. <u>Different job</u> (V642= 1) but <u>same occupation</u> (V640 = V197)</p> <p>7.8 4. <u>Different job</u> (V642= 1), and <u>different occupation</u> (V640 ≠ V197)</p> <hr/> <p>100.0</p> |
| 978<br>(538)            | 1795<br>(995)          | <p><u>Change in income receivers</u></p> <p>Extremes of code values take precedence over middle values</p> <p>6.9 0. <u>Head of family changed</u> between 1968 and 1969 (V542 = 3-9)</p> <p>1.9 1. <u>Head started to work</u> (V197 = 0, V642 = 0)</p> <p>6.7 2. <u>Wife started to work</u> (V243 = 0, V609 = 0)</p> <p>4.6 3. <u>Head started a second job</u> (V228 = 0, V661 = 0)</p> <p>6.8 4. <u>Number of other income receivers increased</u> (V717 &gt; V265), but code 5 in V717 equivalent to 0 in V265</p>                                                                                                                                  |

CONTINUED ON NEXT PAGE

| <u>Variable<br/>Numbers</u> | <u>Tape<br/>Locations</u> |              | <u>Content</u>                                                                            |
|-----------------------------|---------------------------|--------------|-------------------------------------------------------------------------------------------|
| 978                         | 1795                      | 55.3         | 5. <u>No changes in earners</u>                                                           |
| (538)                       | (995)                     | 4.8          | 6. <u>Number of other income receivers<br/>decreased</u>                                  |
| (cont.)                     |                           | 5.4          | 7. <u>Head stopped second job</u> (V228 = 0,<br>V661 = 0)                                 |
|                             |                           | 4.7          | 8. <u>Wife stopped working</u> (V243 = 0,<br>V609 = 0)                                    |
|                             |                           | 3.1          | 9. <u>Head stopped working</u> (V197 = 0,<br>V642 = 0)                                    |
|                             |                           | <u>100.2</u> |                                                                                           |
| 979                         | 1796                      |              | <u>1968-69 Geographic mobility - FAMILY</u>                                               |
| (539)                       | (996)                     | 79.6         | 0. Did not move (V603 = 0, 9)                                                             |
|                             |                           | 14.4         | 1. Moved: same county, same state,<br>(V603 = 1; and V93-94 = V538)                       |
|                             |                           | 2.6          | 2. Moved: different county, same<br>state (V603 = 1; and V537 = V93<br>but V93-94 ≠ V538) |
|                             |                           | 3.4          | 3. Moved: different state (V603 = 1;<br>and V537 ≠ V93)                                   |
|                             |                           | <u>100.0</u> |                                                                                           |

| <u>Variable Numbers</u> | <u>Tape Locations</u> | <u>Content</u>                                                                          |
|-------------------------|-----------------------|-----------------------------------------------------------------------------------------|
| 980<br>(540)            | 1797<br>(997)         | <u>Whether moved within same county</u>                                                 |
|                         |                       | 14.4 1. Moved within same county (V. 979 = 1)                                           |
|                         |                       | 85.6 0. All others                                                                      |
|                         |                       | <u>100.0</u>                                                                            |
| 981<br>(540)            | 1798<br>(998)         | <u>Whether moved to different county in same state</u>                                  |
|                         |                       | 2.6 1. Moved to different county in same state (V. 979 = 2)                             |
|                         |                       | 97.4 0. All others                                                                      |
|                         |                       | <u>100.0</u>                                                                            |
| 982<br>(542)            | 1799<br>(999)         | <u>Whether moved to different state</u>                                                 |
|                         |                       | 3.4 1. Moved to different state (V. 979 = 3)                                            |
|                         |                       | 96.6 0. All others                                                                      |
|                         |                       | <u>100.0</u>                                                                            |
| 983<br>(543)            | 1800<br>(1000)        | <u>Whether moved to different dwelling between 1968 and 1969</u>                        |
|                         |                       | 20.4 1. Moved to different dwelling (V. 979 = 1-3)                                      |
|                         |                       | 79.6 0. All others                                                                      |
|                         |                       | <u>100.0</u>                                                                            |
| 984<br>(544)            | 1801<br>(1001)        | (Bkt. V. 953) 1967-68 Change in Hourly Earnings -<br><u>HEAD</u>                        |
|                         |                       | 20.2 0. Head did not work for money in 1967 and/or head did not work for money in 1968. |
|                         |                       | 7.9 1. Decrease of \$1.00 or more                                                       |
|                         |                       | 6.6 2. \$-.99 to \$-.50                                                                 |
|                         |                       | 5.8 3. \$-.49 to \$-.25                                                                 |
|                         |                       | 5.1 4. \$-.24 to \$-.10                                                                 |
|                         |                       | 9.5 5. \$-.09 to \$+.09                                                                 |
|                         |                       | 7.1 6. \$+.10 to \$+.24                                                                 |
|                         |                       | 10.7 7. \$+.25 to \$+.49                                                                |
|                         |                       | 13.4 8. \$+.50 to \$+.99                                                                |
|                         |                       | 13.7 9. \$+1.00 or more                                                                 |
|                         |                       | <u>100.0</u>                                                                            |

| <u>Variable Numbers</u> | <u>Tape Locations</u> | <u>Content</u>                                                                                    |
|-------------------------|-----------------------|---------------------------------------------------------------------------------------------------|
| 985<br>(545)            | 1802<br>(1002)        | (Bkt. V. 942) 1967-68 Change in hours of work for money - HEAD                                    |
|                         |                       | 8.4 1. Decrease of 800 or more hours                                                              |
|                         |                       | 9.0 2. -799 to -400                                                                               |
|                         |                       | 8.7 3. -399 to -200                                                                               |
|                         |                       | 7.4 4. -199 to -100                                                                               |
|                         |                       | 22.6 5. -99 to +99                                                                                |
|                         |                       | 6.3 6. +100 to +199                                                                               |
|                         |                       | 9.7 7. +200 to +399                                                                               |
|                         |                       | 8.0 8. +400 to +799                                                                               |
|                         |                       | 6.5 9. +800 or more hours                                                                         |
|                         |                       | 13.6 0. Head did not work for money in both 1967 and 1968.                                        |
|                         |                       | <u>100.2</u>                                                                                      |
| 986<br>(546)            | 1803<br>(1003)        | (Bkt. V. 956) 1967-68 Change in hourly earnings - WIFE                                            |
|                         |                       | 2.0 1. Decrease of \$1.00 or more                                                                 |
|                         |                       | 1.8 2. \$-.99 to \$-.50                                                                           |
|                         |                       | 1.9 3. \$-.49 to \$-.25                                                                           |
|                         |                       | 2.0 4. \$-.24 to \$-.10                                                                           |
|                         |                       | 4.3 5. \$-.09 to \$+.09                                                                           |
|                         |                       | 2.6 6. \$+.10 to \$+.24                                                                           |
|                         |                       | 3.9 7. \$+.25 to \$+.49                                                                           |
|                         |                       | 4.4 8. \$+.50 to \$+.99                                                                           |
|                         |                       | 3.1 9. \$+1.00 or more                                                                            |
|                         |                       | 74.0 0. Wife did not work in both 1967 and/or 1968; no wife either in 1968 or 1969.               |
|                         |                       | <u>100.0</u>                                                                                      |
| 987<br>(547)            | 1804<br>(1004)        | (Bkt. V. 945) 1967-68 Change in hours of Work - WIFE                                              |
|                         |                       | 4.8 1. Decrease of 800 or more hours                                                              |
|                         |                       | 4.1 2. -799 to -400                                                                               |
|                         |                       | 3.2 3. -399 to -200                                                                               |
|                         |                       | 2.5 4. -199 to -100                                                                               |
|                         |                       | 10.3 5. -99 to +99                                                                                |
|                         |                       | 2.7 6. +100 to +199                                                                               |
|                         |                       | 3.2 7. +200 to +399                                                                               |
|                         |                       | 4.2 8. +400 to +799                                                                               |
|                         |                       | 6.3 9. +800 or more hours                                                                         |
|                         |                       | 58.8 0. Wife of head did not work for money in both 1967 and 1968; no wife in both 1968 and 1969. |
|                         |                       | <u>100.1</u>                                                                                      |



| <u>Variable Numbers</u> | <u>Tape Locations</u> | <u>Content</u>                                                                                                                          |
|-------------------------|-----------------------|-----------------------------------------------------------------------------------------------------------------------------------------|
| 988<br>(548)            | 1805<br>(1005)        | (Collapsed V. 197) Whether working at time of interview in 1968 and whether self-employed or not                                        |
|                         | 74.2                  | 1. Not self-employed (V. 197 = 1-2, 4-7)                                                                                                |
|                         | 7.5                   | 2. Self-employed businessmen and farmers (V. 197 = 3, 8)                                                                                |
|                         | 2.3                   | 9. Miscellaneous, not ascertained (V. 197 = 9)                                                                                          |
|                         | 16.0                  | 0. Not working (V. 197 = 0)                                                                                                             |
|                         | <u>100.0</u>          |                                                                                                                                         |
| 989<br>(549)            | 1806-10<br>(1006-10)  | 1967-68 Change in ratio of net real income net of housing costs to food standard                                                        |
|                         |                       | 1968 net real income net of housing/<br>food standard (V. 858) minus<br>1967 net real income net of housing/<br>food standard (V. 327). |

Variables 990 through 998 are decile rankings for the 1969 sample families on various 1968 economic status measures. The 1969 sample was ranked according to its value on a particular measure in ascending order. Then, each case was assigned its decile rank according to which tenth of the population it fell into. The lowest decile is coded 0, the highest 9. The end-points of the ranges of each measure which correspond to the decile rankings are listed below. Ten percent of the weighted 1969 sample families fall into each decile.

Variables 999 through 1007 are decile rankings for the 1969 sample families on 1967 measures, the decile rankings formed on the 1968 sample of families. Hence there are not 10.0 percent of 1969 sample families within each decile rank.

|              |                |                                                                 |
|--------------|----------------|-----------------------------------------------------------------|
| 990<br>(550) | 1811<br>(1011) | (Decile V. 911) 1968 Total family money income (1969 questions) |
|              |                | 0. \$ 0 - 2199                                                  |
|              |                | 1. \$2200 - 3619                                                |
|              |                | 2. \$3620 - 5069                                                |
|              |                | 3. \$5070 - 6499                                                |
|              |                | 4. \$6500 - 7874                                                |
|              |                | 5. \$7875 - 9399                                                |
|              |                | 6. \$9400 - 10,999                                              |
|              |                | 7. \$11,000 - 13,099                                            |
|              |                | 8. \$13,100 - 16,859                                            |
|              |                | 9. \$16,860 or more                                             |

| <u>Variable<br/>Numbers</u> | <u>Tape<br/>Locations</u> | <u>Content</u>                                                                                                                                                                                                                                                                                 |
|-----------------------------|---------------------------|------------------------------------------------------------------------------------------------------------------------------------------------------------------------------------------------------------------------------------------------------------------------------------------------|
| 991<br>(551)                | 1812<br>(1012)            | <u>(Decile V. 912):1968 Total family money<br/>income/needs standard (1969 questions)</u><br><br>0. Under .81<br>1. .82 - 1.20<br>2. 1.21 - 1.56<br>3. 1.57 - 1.94<br>4. 1.95 - 2.32<br>5. 2.33 - 2.71<br>6. 2.72 - 3.23<br>7. 3.24 - 3.88<br>8. 3.89 - 4.89<br>9. 4.90 or higher              |
| 992<br>(552)                | 1813<br>(1013)            | <u>Decile V. 913): 1968 "Well-Offness"<br/>Money income basis) (1969 questions)</u><br><br>0. 0 - 54<br>1. 55 - 64<br>2. 65 - 73<br>3. 74 - 80<br>4. 81 - 87<br>5. 88 - 95<br>6. 96 - 104<br>7. 105 - 114<br>8. 115 - 129<br>9. 130 or more                                                    |
| 993<br>(553)                | 1814<br>(1014)            | <u>(Decile V. 914): 1968 total net real<br/>income (1969 questions)</u><br><br>0. \$ 0 - 2705<br>1. \$2705 - 3909<br>2. \$3910 - 5243<br>3. \$5244 - 6496<br>4. \$6497 - 7681<br>5. \$7682 - 9111<br>6. \$9112 - 10,576<br>7. \$10,577 - 12,408<br>8. \$12,409 - 15,760<br>9. \$15,761 or more |

| <u>Variable<br/>Numbers</u> | <u>Tape<br/>Locations</u> | <u>Content</u>                                                                                                                                                                                                                                                                                                |
|-----------------------------|---------------------------|---------------------------------------------------------------------------------------------------------------------------------------------------------------------------------------------------------------------------------------------------------------------------------------------------------------|
| 994<br>(554)                | 1815<br>(1015)            | <u>(Decile V. 915): 1968 Total net real<br/>income/needs standard (1969 questions)</u><br><br>0. Under .96<br>1. .96 - 1.30<br>2. 1.31 - 1.64<br>3. 1.65 - 1.96<br>4. 1.97 - 2.31<br>5. 2.32 - 2.63<br>6. 2.64 - 3.10<br>7. 3.11 - 3.65<br>8. 3.66 - 4.59<br>9. 4.60 or more                                  |
| 995<br>(555)                | 1816<br>(1016)            | <u>(Decile V. 916): 1968 "Well-Offness" --<br/>(Net real income basis) (1969 questions)</u><br><br>0. 0 - 57<br>1. 58 - 67<br>2. 68 - 74<br>3. 75 - 81<br>4. 82 - 87<br>5. 88 - 94<br>6. 95 - 102<br>7. 103 - 111<br>8. 112 - 125<br>9. 126 or more                                                           |
| 996<br>(556)                | 1817<br>(1017)            | <u>(Decile V. 917): 1968 net real income<br/>net of cost of housing (1969 questions)</u><br><br>0. \$ 999 - 1813<br>1. \$1814 - 2861<br>2. \$2862 - 4115<br>3. \$4116 - 5252<br>4. \$5253 - 6273<br>5. \$6274 - 7463<br>6. \$7464 - 8742<br>7. \$8743 - 10,444<br>8. \$10,445 - 13,403<br>9. \$13,404 or more |

| <u>Variable<br/>Numbers</u> | <u>Tape<br/>Locations</u> | <u>Content</u>                                                                                                                                                                                                                                                   |
|-----------------------------|---------------------------|------------------------------------------------------------------------------------------------------------------------------------------------------------------------------------------------------------------------------------------------------------------|
| 997<br>(557)                | 1818<br>(1018)            | ( <u>Decile V. 918</u> ): 1968 net real income<br>net of cost of housing/food standard<br>(1969 questions)                                                                                                                                                       |
|                             |                           | 0. Under 2.31<br>1. 2.31 - 3.36<br>2. 3.37 - 4.32<br>3. 4.33 - 5.28<br>4. 5.29 - 6.25<br>5. 6.26 - 7.33<br>6. 7.34 - 8.70<br>7. 8.71 - 10.63<br>8. 10.64 - 14.02<br>9. 14.03 or more                                                                             |
| 998<br>(558)                | 1819<br>(1019)            | ( <u>Decile V. 919</u> ): 1968 "Well-offness"<br>net real income net of cost of housing<br>basis (1969 questions)                                                                                                                                                |
|                             |                           | 0. 0- 90<br>1. 91-106<br>2. 107 - 120<br>3. 121 - 133<br>4. 134 - 145<br>5. 146 - 158<br>6. 159 - 172<br>7. 173 - 189<br>8. 190 - 220<br>9. 221 or more                                                                                                          |
| 999<br>(559)                | 1820<br>(1020)            | ( <u>Decile V. 81</u> ): Total 1967 family money<br>income (1968 questions)                                                                                                                                                                                      |
|                             |                           | 9.7 0. \$ 0- 1976<br>9.8 1. \$ 1977 - 3219<br>10.1 2. \$ 3220 - 4649<br>9.9 3. \$ 4650 - 5999<br>9.5 4. \$ 6000 - 7206<br>9.8 5. \$ 7207 - 8602<br>9.9 6. \$ 8603 - 10,175<br>10.0 7. \$10,176 - 11,999<br>10.5 8. \$12,000 - 15,389<br>10.8 9. \$15,390 or more |
|                             |                           | <u>100.0</u>                                                                                                                                                                                                                                                     |

| <u>Variable Numbers</u> | <u>Tape Locations</u> | <u>Content</u>                                                                       |
|-------------------------|-----------------------|--------------------------------------------------------------------------------------|
| 1000<br>(560)           | 1821<br>(1021)        | <u>(Decile V. 341): Total 1967 family net real income (1968 questions)</u>           |
|                         |                       | 9.5 0. \$ 0 - 2341                                                                   |
|                         |                       | 9.9 1. \$ 2342 - 3530                                                                |
|                         |                       | 10.0 2. \$ 3531 - 4828                                                               |
|                         |                       | 9.8 3. \$ 4829 - 6021                                                                |
|                         |                       | 9.7 4. \$ 6022 - 7148                                                                |
|                         |                       | 9.7 5. \$ 7149 - 8454                                                                |
|                         |                       | 10.0 6. \$ 8455 - 9814                                                               |
|                         |                       | 9.8 7. \$ 9815 - 11,614                                                              |
|                         |                       | 10.8 8. \$11,615 - 14,534                                                            |
|                         |                       | 10.8 9. \$14,535 or more                                                             |
|                         |                       | <hr/> 100.0                                                                          |
| 1001<br>(561)           | 1822<br>(1022)        | <u>(Decile V. 342): 1967 Net real income net of cost of housing (1968 questions)</u> |
|                         |                       | 9.3 0. \$ 0 - 1448                                                                   |
|                         |                       | 10.0 1. \$ 1449 - 2563                                                               |
|                         |                       | 10.1 2. \$ 2564 - 3740                                                               |
|                         |                       | 9.9 3. \$ 3741 - 4820                                                                |
|                         |                       | 9.6 4. \$ 4821 - 5826                                                                |
|                         |                       | 9.7 5. \$ 5827 - 6944                                                                |
|                         |                       | 10.2 6. \$ 6945 - 8116                                                               |
|                         |                       | 9.8 7. \$ 8117 - 9611                                                                |
|                         |                       | 10.6 8. \$ 9612 - 12,402                                                             |
|                         |                       | 10.8 9. \$12,403 or more                                                             |
|                         |                       | <hr/> 100.0                                                                          |
| 1002<br>(562)           | 1823<br>(1023)        | <u>(Decile V. 325): 1967 Money income/needs standard (1968 questions)</u>            |
|                         |                       | 10.2 0. 0 - .74                                                                      |
|                         |                       | 9.8 1. .75 - 1.09                                                                    |
|                         |                       | 10.1 2. 1.10 - 1.45                                                                  |
|                         |                       | 10.0 3. 1.46 - 1.78                                                                  |
|                         |                       | 10.1 4. 1.79 - 2.13                                                                  |
|                         |                       | 9.8 5. 2.14 - 2.54                                                                   |
|                         |                       | 10.2 6. 2.55 - 3.04                                                                  |
|                         |                       | 9.9 7. 3.05 - 3.66                                                                   |
|                         |                       | 9.8 8. 3.67 - 4.60                                                                   |
|                         |                       | 10.0 9. 4.61 or more                                                                 |
|                         |                       | <hr/> 99.9                                                                           |

| <u>Variable Numbers</u> | <u>Tape Locations</u> | <u>Content</u>                                                                                   |
|-------------------------|-----------------------|--------------------------------------------------------------------------------------------------|
| 1003<br>(563)           | 1824<br>(1024)        | <u>(Decile V. 326): 1967 net real income/needs standard (1968 questions)</u>                     |
|                         | 10.2                  | 0. 0 - .84                                                                                       |
|                         | 9.9                   | 1. .85 - 1.16                                                                                    |
|                         | 10.0                  | 2. 1.17 - 1.50                                                                                   |
|                         | 10.2                  | 3. 1.51 - 1.79                                                                                   |
|                         | 9.9                   | 4. 1.80 - 2.11                                                                                   |
|                         | 9.9                   | 5. 2.12 - 2.47                                                                                   |
|                         | 10.0                  | 6. 2.48 - 2.88                                                                                   |
|                         | 9.9                   | 7. 2.89 - 3.43                                                                                   |
|                         | 9.9                   | 8. 3.44 - 4.33                                                                                   |
|                         | 10.1                  | 9. 4.34 or more                                                                                  |
|                         | <u>100.1</u>          |                                                                                                  |
| 1004<br>(564)           | 1825<br>(1025)        | <u>(Decile V. 327): 1967 Net real income net of housing costs/food standard (1968 questions)</u> |
|                         | 10.1                  | 0. 0 - 2.01                                                                                      |
|                         | 10.0                  | 1. 2.02 - 3.03                                                                                   |
|                         | 10.2                  | 2. 3.04 - 3.88                                                                                   |
|                         | 10.2                  | 3. 3.89 - 4.66                                                                                   |
|                         | 10.2                  | 4. 4.67 - 5.57                                                                                   |
|                         | 9.9                   | 5. 5.58 - 6.79                                                                                   |
|                         | 10.1                  | 6. 6.80 - 8.02                                                                                   |
|                         | 10.0                  | 7. 8.03 - 9.80                                                                                   |
|                         | 9.9                   | 8. 9.81 - 13.33                                                                                  |
|                         | 9.5                   | 9. 13.34 or more                                                                                 |
|                         | <u>100.1</u>          |                                                                                                  |
| 1005<br>(565)           | 1826<br>(1026)        | <u>(Decile V. 328): 1967 "Well-offness" (money income basis) (1968 questions)</u>                |
|                         | 10.3                  | 0. 0 - 2670                                                                                      |
|                         | 10.0                  | 1. 2671 - 3756                                                                                   |
|                         | 10.5                  | 2. 3757 - 4757                                                                                   |
|                         | 9.6                   | 3. 4758 - 5793                                                                                   |
|                         | 10.1                  | 4. 5794 - 6934                                                                                   |
|                         | 10.1                  | 5. 6935 - 8098                                                                                   |
|                         | 10.0                  | 6. 8099 - 9626                                                                                   |
|                         | 9.8                   | 7. 9627 - 11,636                                                                                 |
|                         | 9.9                   | 8. 11,637 - 14,988                                                                               |
|                         | 9.8                   | 9. 14,989 or more                                                                                |
|                         | <u>100.1</u>          |                                                                                                  |

| <u>Variable Numbers</u> | <u>Tape Locations</u> | <u>Content</u>                                                                                                                                                                              |
|-------------------------|-----------------------|---------------------------------------------------------------------------------------------------------------------------------------------------------------------------------------------|
| 1006<br>(566)           | 1827<br>(1027)        | <u>(Decile V. 329): 1967 "Well-offness"<br/>(net real income basis) (1968 questions)</u>                                                                                                    |
|                         | 10.3                  | 0. 0 - 2981                                                                                                                                                                                 |
|                         | 10.0                  | 1. 2982 - 4024                                                                                                                                                                              |
|                         | 10.5                  | 2. 4025 - 4971                                                                                                                                                                              |
|                         | 9.6                   | 3. 4972 - 5934                                                                                                                                                                              |
|                         | 10.1                  | 4. 5935 - 6863                                                                                                                                                                              |
|                         | 10.1                  | 5. 6864 - 7981                                                                                                                                                                              |
|                         | 10.0                  | 6. 7982 - 9326                                                                                                                                                                              |
|                         | 9.8                   | 7. 9327 - 11,172                                                                                                                                                                            |
|                         | 9.9                   | 8. 11,173 - 14,199                                                                                                                                                                          |
|                         | 9.8                   | 9. 14,200 or more                                                                                                                                                                           |
|                         | <u>100.1</u>          |                                                                                                                                                                                             |
| 1007<br>(567)           | 1828<br>(1028)        | <u>(Decile V. 330): 1967 "Well-offness"<br/>(Net real income net of housing basis)<br/>(1968 questions)</u>                                                                                 |
|                         | 10.3                  | 0. -99,999 - 6,824                                                                                                                                                                          |
|                         | 10.2                  | 1. 6,825 - 10,045                                                                                                                                                                           |
|                         | 10.4                  | 2. 10,046 - 12,815                                                                                                                                                                          |
|                         | 9.6                   | 3. 12,816 - 15,439                                                                                                                                                                          |
|                         | 10.0                  | 4. 15,440 - 18,272                                                                                                                                                                          |
|                         | 10.0                  | 5. 18,273 - 21,753                                                                                                                                                                          |
|                         | 10.1                  | 6. 21,754 - 26,122                                                                                                                                                                          |
|                         | 10.1                  | 7. 26,123 - 32,271                                                                                                                                                                          |
|                         | 9.7                   | 8. 32,272 - 43,549                                                                                                                                                                          |
|                         | 9.5                   | 9. 43,550 or more                                                                                                                                                                           |
|                         | <u>99.9</u>           |                                                                                                                                                                                             |
| 1008<br>(568)           | 1829-30<br>(1029-30)  | <u>Age of 1969 head at time of 1969 interview</u><br>Actual age in years<br><br>99. Not ascertained                                                                                         |
| 1009<br>(569)           | 1831-2<br>(1031-2)    | <u>(Bkt. V. 1008) Age of 1969 head at time<br/>of 1969 interview</u><br><br>1. Under 25<br>2. 25-34<br>3. 35-44<br>4. 45-54<br>5. 55-64<br>6. 65-74<br>7. 75 or older<br>9. Not ascertained |

| <u>Variable Numbers</u> | <u>Tape Locations</u> | <u>Content</u>                                                                                                                                                                                                            |
|-------------------------|-----------------------|---------------------------------------------------------------------------------------------------------------------------------------------------------------------------------------------------------------------------|
| 1010<br>(570)           | 1833<br>(1033)        | <u>Sex of 1969 head</u><br>1. Male<br>2. Female                                                                                                                                                                           |
| 1011<br>(571)           | 1834-5<br>(1034-5)    | <u>Age of wife of 1969 head at time of 1969 interview</u><br>Actual age in years<br>99. Not ascertained                                                                                                                   |
| 1012<br>(572)           | 1836<br>(1036)        | <u>(Bkt. V. 1011) Age of wife of 1969 head at time of 1969 interview</u><br>1. Under 25<br>2. 25-34<br>3. 35-44<br>4. 45-54<br>5. 55-64<br>6. 65-74<br>7. 75 or older<br>9. NA<br>0. No wife                              |
| 1013<br>(573)           | 1837<br>(1037)        | <u>Age of youngest child under 18 in family (1969)</u><br>1. Under 2<br>2. 2<br>3. 3<br>4. 4<br>5. 5<br>6. 6 through 8<br>7. 9 through 13<br>8. 14 through 17<br>9. Not ascertained<br>0. No children under 18 in family. |



Index to the 1968-69 Tape Code

The variables indexed are those of the 1968-69 merged family-unit tape code. The index is by topic. A concept or location in the 1969 questionnaire or worksheet is referred to a particular variable number. The organization is as follows:

I 1969 Questionnaire Sections

II Raw Variables from 1969 Editing Worksheets

III Generated Variables

Economic Status Measures

Income Measures

Ratio Measures

"Well-Offness" Measures

Indexes

Background

Behavioral

Attitudinal

Other

IV Other Frequently-Used Measures

Family Composition Measures

Commonly-Used Demographic Variables

Location Measures

Data-Quality Measures

Miscellaneous

| <u>Content headings</u>               | <u>1969 Variables</u>   |                |                 | <u>Corresponding 1968 Variable</u> |                |                 | <u>Change Variable</u> |
|---------------------------------------|-------------------------|----------------|-----------------|------------------------------------|----------------|-----------------|------------------------|
|                                       | <u>Raw data, Fields</u> | <u>Bracket</u> | <u>Accuracy</u> | <u>Raw data, Fields</u>            | <u>Bracket</u> | <u>Accuracy</u> |                        |
| I. <u>1969 Questionnaire Sections</u> |                         |                |                 |                                    |                |                 |                        |
| A. Children of Head                   | 555-566                 |                |                 | 120-123,<br>125-127,<br>136-138    |                |                 |                        |
| Brothers and sisters of Head          | 567-575                 |                |                 |                                    |                |                 |                        |
| B. Transportation                     | 586-589                 | 590            |                 | 139-157                            |                |                 |                        |
| C. Housing                            | 591-606                 |                |                 | 101-112                            |                |                 |                        |
| D.-F. Employment                      |                         |                |                 |                                    |                |                 |                        |
| Head                                  | 639-694                 |                |                 | 196-248                            |                |                 |                        |
| Occupation                            | 640-641                 |                |                 | 196-199                            |                |                 | 977                    |
| Previous Employment                   | 643-646                 |                |                 | 200-205                            |                |                 |                        |
| Time worked                           |                         |                |                 |                                    |                |                 |                        |
| Weeks worked                          |                         | 658            |                 |                                    | 223            |                 |                        |
| Hours wrkd/week                       |                         | 659            |                 | 224                                | 225            |                 |                        |
| Whether desired additional work       | 668                     |                |                 | 231-233                            |                |                 |                        |
| Journey to Work                       | 673-675                 |                |                 |                                    |                |                 |                        |
| Whether late to work                  | 676-677                 |                |                 | 217                                |                |                 |                        |
| Whether skips work                    | 678-679                 |                |                 | 218                                |                |                 |                        |
| Employment attitudes                  | 209-211,<br>680-694     |                |                 | 207-214,<br>235-238                |                |                 |                        |

| Content headings                              | 1969 Variable                          |                                       |          | Corresponding 1968 Variable |                             |          | Change Variable |
|-----------------------------------------------|----------------------------------------|---------------------------------------|----------|-----------------------------|-----------------------------|----------|-----------------|
|                                               | Raw data, Fields                       | Bracket                               | Accuracy | Raw data, Fields            | Bracket                     | Accuracy |                 |
| G. Employment-Wife                            | 607-609                                | 610, 611                              |          | 243                         | 244-245                     |          |                 |
| Family Planning                               | 612-615                                |                                       |          | 248                         |                             |          |                 |
| Housework                                     | 616, 618-620                           | 617                                   |          |                             |                             |          |                 |
| Food Consumption and expenditure              | 622, 629, 631, 633, 634, 637           | 621, 623, 630, 632, 635, 636          |          | 162, 164, 171, 172          | 163, 165, 166               |          |                 |
| Cigarettes and alcoholic beverage consumption | 625, 626, 628                          | 624, 627                              |          | 168, 170                    | 167, 169                    |          |                 |
| H. Income                                     |                                        |                                       |          |                             |                             |          |                 |
| Dollar Amounts                                | 696, 697, 700, 712, 714, 715, 717, 718 | 695, 698, 699, 701-711, 713, 716, 719 |          | 250, 252, 263, 265, 267     | 249, 251, 253-262, 264, 266 |          | 912, 913, 984   |
| Comparison between years variables            | 720-731                                |                                       |          | 274-277                     |                             |          |                 |
| Support of Outside dependents                 | 732-736                                |                                       |          | 278                         |                             |          |                 |
| Reserve Fund position                         | 737-739                                |                                       |          | 159-161                     |                             |          |                 |
| Insurance Coverage                            | 740-742                                |                                       |          | 158                         |                             |          |                 |
| Disability-Head                               | 743-745, 747                           | 746                                   |          |                             |                             |          |                 |
| Disability-Others                             | 748-749, 751-753, 755                  | 750, 754                              |          |                             |                             |          |                 |
| J. Time Use                                   | 756-766, 768-769                       | 767                                   |          | 280-294                     |                             |          |                 |
| K. Feelings                                   | 770-785                                |                                       |          | 295-310                     |                             |          |                 |
| L. The Past                                   | 786-798                                |                                       |          | 311-318                     |                             |          |                 |
| M. By Observation                             | 799-817                                |                                       |          | 179-195                     |                             |          |                 |

| Content headings                                      | 1969 Variable                     |         |                               | Corresponding 1968 Variable |         |                  | Change Variable |
|-------------------------------------------------------|-----------------------------------|---------|-------------------------------|-----------------------------|---------|------------------|-----------------|
|                                                       | Raw data, Fields                  | Bracket | Accuracy                      | Raw data, Fields            | Bracket | Accuracy         |                 |
| <u>II. Raw Variables from 1969 Editing Worksheets</u> |                                   |         |                               |                             |         |                  |                 |
| <u>Worksheet 11</u>                                   |                                   |         |                               |                             |         |                  |                 |
| Car variables                                         | 443, 445, 447                     |         | 444, 446, 448                 | 20, 22, 24, 26              |         | 21, 23, 25, 27   |                 |
| Housing variables                                     | 449, 451, 453, 455, 457, 459, 460 |         | 450, 452, 454, 456, 458, 461, | 5, 6, 8, 10, 12, 14         |         | 7, 9, 11, 13, 15 |                 |
| Additions and repairs                                 | 462                               |         | 463                           | 16, 18                      |         | 17, 19           |                 |
| Home Production                                       | 464                               |         |                               | 61                          |         | 62               | 947             |
| <u>Worksheet 12</u>                                   |                                   |         |                               |                             |         |                  |                 |
| Work for money                                        |                                   |         |                               |                             |         |                  |                 |
| Head: Hrs. of work                                    | 465                               |         | 466                           | 47                          |         | 48               | 942-944,        |
| Head: Hrs. of illness                                 | 467                               |         | 468                           | 51                          |         | 52               | 985             |
| Head: Hrs. of unemployment                            | 469                               |         | 470                           | 49                          |         | 50               |                 |
| Head: Journey to work                                 | 471+ 473                          |         | 472+474                       |                             |         |                  |                 |
| Wife: Journey to work                                 | 477+479                           |         | 478+480                       |                             |         |                  |                 |
| Housework                                             |                                   |         |                               |                             |         |                  |                 |
| Wife or unmarried head                                | 481                               |         | 482                           | 59                          |         |                  |                 |
| Husband                                               | 483                               |         | 484                           |                             |         |                  |                 |
| Others in family                                      | 485                               |         | 486                           |                             |         |                  |                 |
| Hrs. from outside FU.                                 | 487                               |         | 488                           | 55, 57                      |         | 56, 58           |                 |
| Total nonleisure                                      | 491                               |         |                               |                             |         |                  | 950             |

-452-

| <u>Content headings</u>                       | <u>Raw data,</u>                  |                |                                   | <u>Corresponding 1968 Variable</u> |                |                    |                        |
|-----------------------------------------------|-----------------------------------|----------------|-----------------------------------|------------------------------------|----------------|--------------------|------------------------|
|                                               | <u>Fields</u>                     | <u>Bracket</u> | <u>Accuracy</u>                   | <u>Fields</u>                      | <u>Bracket</u> | <u>Accuracy</u>    | <u>Change Variable</u> |
| <u>1969 Editing Worksheet</u>                 |                                   |                |                                   |                                    |                |                    |                        |
| <u>Worksheet 13</u>                           |                                   |                |                                   |                                    |                |                    |                        |
| Food standard                                 | 494                               |                |                                   | 31                                 |                |                    | 957-958                |
| Need standard                                 | 495                               |                |                                   | 32                                 |                |                    | 959                    |
| Food expenditure and consumption              | 500, 502, 506, 510, 504, 508, 512 |                | 501, 503, 507, 511, 505, 509, 513 | 37, 39, 41, 43, 45                 |                | 38, 40, 42, 44, 46 | 960-961                |
| Alcoholic Beverage and Cigarette expenditures | 496<br>498                        |                | 497<br>499                        | 33<br>35                           |                | 34<br>36           | 964<br>965             |
| <u>Worksheet 14</u>                           |                                   |                |                                   |                                    |                |                    |                        |
| <u>Income variables</u>                       |                                   |                |                                   |                                    |                |                    |                        |
| Head's labor income                           | 514                               |                | 515                               | 74                                 |                | 85                 | 910, 911               |
| Wife's labor inc.                             | 516                               |                | 517                               | 75                                 |                | 86                 | 914                    |
| Head & wife's taxable income                  | 518                               |                | 519                               | 76                                 |                | 87                 | 915, 916               |
| Total taxable inc. of others in FU.           | 521                               |                | 522                               | 79                                 |                |                    | 917                    |
| ADC, AFDC                                     | 523                               |                | 524                               | 80                                 |                | 90                 |                        |
| Total transfer inc. of head & wife exc. ADC   | 525                               |                | 526                               |                                    |                |                    |                        |
| Others transfer inc.                          | 527                               |                | 528                               |                                    |                |                    | 919                    |
| Total Family Money income                     | 529                               |                |                                   | 81                                 |                |                    | 919-922                |
| Total family taxes                            | 532                               |                |                                   | 83                                 |                |                    |                        |
| Total cost of earning income                  | 533                               |                |                                   | 84                                 |                |                    |                        |

-453-

| <u>Content headings</u>                               | <u>1969 Variable</u>    |                |                 | <u>Corresponding 1968 Variable</u> |                |                 | <u>Change Variable</u> |
|-------------------------------------------------------|-------------------------|----------------|-----------------|------------------------------------|----------------|-----------------|------------------------|
|                                                       | <u>Raw data, Fields</u> | <u>Bracket</u> | <u>Accuracy</u> | <u>Raw data, Fields</u>            | <u>Bracket</u> | <u>Accuracy</u> |                        |
| <u>III. Generated Variables</u>                       |                         |                |                 |                                    |                |                 |                        |
| <u>Economic Status Measures</u>                       |                         |                |                 |                                    |                |                 |                        |
| <u>Income Measures</u>                                |                         |                |                 |                                    |                |                 |                        |
| Total real income                                     | 840                     | 841            |                 | 322                                | 340            |                 |                        |
| Net real income                                       | 842                     | 843            |                 | 323                                | 341            |                 | 932-933,<br>966        |
| Net real income<br>net of housing costs               | 856                     | 857            |                 | 324                                | 342            |                 | 938-939,<br>997        |
| <u>Ratio Measures</u>                                 |                         |                |                 |                                    |                |                 |                        |
| Money income/needs                                    | 835                     | 836            |                 | 325                                | 407            |                 | 923-926                |
| Net real income/needs                                 | 844                     | 845            |                 | 326                                | 408            |                 | 934-935                |
| Money income/needs:<br>(Soc. Sec. Admin.<br>measures) | 399-406,<br>409         |                |                 |                                    |                |                 |                        |
| Food consumption/food<br>needs standard               | 865                     | 866            |                 | 336                                | 354            |                 | 962, 963               |
| Net real income net<br>of housing/food<br>consumption | 884                     | 885            |                 | 373                                | 374            |                 |                        |
| Persons per room<br>Actual minus re-<br>quired rooms  | 892                     | 893            |                 | 382                                | 411            |                 |                        |
| Leisure per major<br>adult                            | 826                     |                |                 | 73                                 |                |                 |                        |
| Hourly earnings<br>Head: all jobs                     | 871                     | 872            |                 | 337                                | 355            |                 | 953-954                |
| Head: 2nd job                                         | 663                     |                |                 | 851                                |                |                 |                        |
| Wife:                                                 | 873                     | 874            |                 | 338                                | 356            |                 | 956                    |

| <u>Content headings</u>              | 1969 Variable           |                |                 |                         |                |                 | <u>Change Variable</u> |
|--------------------------------------|-------------------------|----------------|-----------------|-------------------------|----------------|-----------------|------------------------|
|                                      | <u>Raw data, Fields</u> | <u>Bracket</u> | <u>Accuracy</u> | <u>Raw data, Fields</u> | <u>Bracket</u> | <u>Accuracy</u> |                        |
| <u>"Well-Offness" Measures</u>       |                         |                |                 |                         |                |                 |                        |
| Money Income basis                   | 837                     | 838            |                 | 328                     | 343            |                 | 927-930,<br>992        |
| Net real income basis                | 846                     | 847            |                 | 329                     | 344            |                 | 936-937,<br>995        |
| Net real income net of housing basis | 860                     | 861            |                 | 330                     | 345            |                 | 940-941,<br>998        |
| <u>Indexes</u>                       |                         |                |                 |                         |                |                 |                        |
| <u>Background Indexes</u>            |                         |                |                 |                         |                |                 |                        |
| Employment problems-H                |                         |                |                 | 384                     |                |                 |                        |
| Background problems-H                |                         |                |                 | 385                     |                |                 |                        |
| Current Handi-caps-H                 |                         |                |                 | 386                     |                |                 |                        |
| <u>Behavioral Indexes</u>            |                         |                |                 |                         |                |                 |                        |
| Connectedness                        | 905                     |                |                 | 393                     |                |                 | 967                    |
| Money earning acts                   | 906                     |                |                 | 394                     |                |                 | 968                    |
| Real earning acts                    | 901                     |                |                 | 395                     |                |                 | 973                    |
| Economizing                          | 902                     |                |                 | 396                     |                |                 | 974                    |
| Risk avoidance                       | 903                     |                |                 | 397                     |                |                 | 975                    |
| <u>Attitude Indexes</u>              |                         |                |                 |                         |                |                 |                        |
| Efficacy & Planning                  | 897                     |                |                 | 388                     |                |                 | 970                    |
| Trust-Hostility                      | 898                     |                |                 | 420                     |                |                 | 971                    |
| Aspiration-Ambition                  | 900                     |                |                 | 423                     |                |                 | 972                    |
| <u>Other Indexes</u>                 |                         |                |                 |                         |                |                 |                        |
| Housing Quality                      | 896                     |                |                 | 418                     |                |                 | 969                    |
| Geographic Mobility                  | 878                     |                |                 | 363                     |                |                 | 979                    |
| Number states lived in               | 790                     |                |                 |                         |                |                 |                        |

| <u>Content Headings</u>                    | <u>1969 Variables</u>   |                |                 | <u>Corresponding 1968 Variable</u> |                |                 | <u>Change Variable</u> |
|--------------------------------------------|-------------------------|----------------|-----------------|------------------------------------|----------------|-----------------|------------------------|
|                                            | <u>Raw data, Fields</u> | <u>Bracket</u> | <u>Accuracy</u> | <u>Raw data, Fields</u>            | <u>Bracket</u> | <u>Accuracy</u> |                        |
| <u>IV. Other Frequently-Used Measures</u>  |                         |                |                 |                                    |                |                 |                        |
| <u>Family Composition Measures</u>         |                         |                |                 |                                    |                |                 |                        |
| Whether subfamily/splitoff                 | 909                     |                |                 | 4                                  |                |                 |                        |
| Number in dwelling/family                  | 549                     |                |                 | 113                                |                |                 | 976                    |
| Number moved into family                   | 543                     |                |                 | 128                                |                |                 |                        |
| Relation of person who moved in-to head    | 544                     |                |                 | 129                                |                |                 |                        |
| Marital status measures                    | 607                     |                |                 | 239                                |                |                 |                        |
| Family/household comp.                     | 547                     |                |                 | 114                                |                |                 |                        |
| # adults in family                         |                         |                |                 | 116                                |                |                 |                        |
| # children in family                       | 550                     |                |                 |                                    |                |                 |                        |
| # people in family                         | 549                     |                |                 | 115                                |                |                 |                        |
| <u>Commonly-Used Demographic Variables</u> |                         |                |                 |                                    |                |                 |                        |
| Age of head                                | 1008                    | 1009           |                 | 117                                |                |                 |                        |
| Age of wife                                | 1011                    | 1012           |                 | 118                                |                |                 |                        |
| Education of head                          | 794                     |                |                 | 313                                |                |                 |                        |
| Occupation of head                         | 640                     |                |                 | 197                                |                |                 | 977                    |
| Occupation of wife                         | 609                     |                |                 | 243                                |                |                 |                        |
| Race                                       | 801                     |                |                 | 181                                |                |                 |                        |
| Sex of head                                | 1010                    |                |                 | 119                                |                |                 |                        |
| Whether owns or rents, etc.                | 593                     |                |                 | 103                                |                |                 |                        |
| Employment status of head                  | 639                     |                |                 | 196                                |                |                 |                        |
| Employment status of wife                  | 608                     |                |                 | 243                                |                |                 |                        |
| Education of father of head                | 793                     |                |                 | 318                                |                |                 |                        |



| <u>Content Headings</u>                                      | <u>1969 Variables</u>   |                |                 | <u>Corresponding 1968 Variable</u> |                |                 | <u>Change Variable</u> |
|--------------------------------------------------------------|-------------------------|----------------|-----------------|------------------------------------|----------------|-----------------|------------------------|
|                                                              | <u>Raw data, Fields</u> | <u>Bracket</u> | <u>Accuracy</u> | <u>Raw data, Fields</u>            | <u>Bracket</u> | <u>Accuracy</u> |                        |
| <u>Location Measures</u>                                     |                         |                |                 |                                    |                |                 |                        |
| State                                                        | 537                     |                |                 | 93                                 |                |                 | 982                    |
| County                                                       | 538                     |                |                 | 94                                 |                |                 | 981                    |
| Size largest city                                            | 539                     |                |                 | 95                                 |                |                 |                        |
| Region                                                       | 876                     |                |                 | 361                                |                |                 |                        |
| PSU                                                          | 535-536                 |                |                 | 92                                 |                |                 |                        |
| <u>Data Quality Measures</u>                                 |                         |                |                 |                                    |                |                 |                        |
| (See also Accuracy Codes corresponding to various variables) |                         |                |                 |                                    |                |                 |                        |
| Number of minor assignments                                  | 882                     |                |                 |                                    |                |                 |                        |
| Number of major assignments                                  | 883                     |                |                 |                                    |                |                 |                        |
| Whether flakey data                                          | 818                     |                |                 |                                    |                |                 |                        |
| Quality of 1968-69 match                                     | 541                     |                |                 |                                    |                |                 |                        |
| <u>Miscellaneous</u>                                         |                         |                |                 |                                    |                |                 |                        |
| Interviewers interview number                                | 552                     |                |                 | 98                                 |                |                 |                        |
| Interviewer's Social Security number                         | 551                     |                |                 | 97                                 |                |                 |                        |
| Length of interview                                          | 554                     |                |                 | 100                                |                |                 |                        |
| Date of interview                                            | 553                     |                |                 | 99                                 |                |                 |                        |