


# A PANEL STUDY OF INCOME DYNAMICS:

*PROCEDURES AND TAPE CODES*  
*1990 INTERVIEWING YEAR*

## WAVE XXIII

VOLUME I: PROCEDURES AND TAPE CODES



SURVEY RESEARCH CENTER

ISR

INSTITUTE FOR SOCIAL RESEARCH  
THE UNIVERSITY OF MICHIGAN  
ANN ARBOR, MICHIGAN

1995



A PANEL STUDY OF INCOME DYNAMICS:  
PROCEDURES AND TAPE CODES

(DOCUMENTATION)

1990 INTERVIEWING YEAR

VOLUME I: PROCEDURES AND TAPE CODES

WAVE XXIII

A SUPPLEMENT

Conducted with Grants from the National Science Foundation, the Office of the Assistant Secretary for Planning and Evaluation of the Department of Health and Human Services, the National Institute on Aging, the Food and Nutrition Service of the Department of Agriculture, the Milbank Memorial Foundation, the Ford Foundation, and the Rockefeller Foundation

Survey Research Center

INSTITUTE FOR SOCIAL RESEARCH  
THE UNIVERSITY OF MICHIGAN  
ANN ARBOR, MICHIGAN

1995

Duncan, Greg J., Martha S. Hill, James N. Morgan and Sandra J. Hofferth PANEL  
STUDY OF INCOME DYNAMICS 1968-1990 (WAVES I-XXIII) [computer file]. Ann Arbor,  
MI: Survey Research Center [producer], 1995. Ann Arbor, MI: Inter-university  
Consortium for Political and Social Research [distributor], 1995.

## Preface

This volume documents the twenty-third wave of data collected by the Panel Study of Income Dynamics, interviews taken in 1990 on income for 1989. Volumes I and II of A Panel Study of Income Dynamics: 1968-1972 Interviewing Years (Waves I-V) contain tape codes, indexes, available data, questionnaires and procedures specific to our first five years of data collection (1968-1972). These volumes also describe the early history of the study and some of the basic procedures that are common to all twenty-three years of interviewing. Eighteen supplemental volumes, including this one, cover procedures, codes and questionnaires for Waves VI-XXIII. Ten volumes of findings entitled Five Thousand American Families-- Patterns of Economic Progress are available, covering ten years of PSID findings from 1969 through 1978. Years of Poverty, Years of Plenty by Greg J. Duncan and colleagues, based on PSID data, is also available. This book is an accessible summary of findings regarding poverty and employment dynamics through the late 1970s. A very helpful guide for data users is Martha S. Hill's The Panel Study of Income Dynamics: A User's Guide. This book is the second in Sage Publications' series of guides to major social science databases.

All documentation for the PSID is available from the Inter-University Consortium for Political and Social Research, P.O. Box 1248, Ann Arbor, MI, 48106.  
The User Guide

The User Guide to the Panel Study of Income Dynamics, a supplement to the PSID Procedures and Tape Codes volumes, is also distributed by the Inter-University Consortium for Political and Social Research. The Guide clarifies features of the study design and provides information needed to use the panel study data effectively. The guide is in loose-leaf format and purchasers are sent updates to add to their copies.

### Staff

Greg J. Duncan, Martha S. Hill, and James M. Lepkowski were the study's principal researchers. Charles Brown was in charge of labor market content. Tecla C. Loup oversaw data collection and processing and compiled the documentation with the assistance of Anita Ernst. Bonnie Bittman supervised family composition editing, Thomas Gonzales supervised income editing, and Anne Sears supervised the coding procedure. Data processing was divided into several parts: Charles Stallman dealt with raw data files and consistency checks, Ron Amos generated variables for the final single-year files, Margaret Hoad processed the family history data, and Marita Servais and Barbara Browne built the merged files. Kathryn Terrazas managed the field production. Joan Brinser and Priscilla Hildebrandt were responsible for general "care and feeding" of and payments to respondents. Deborah S. Laren and Naomi K. Sealand assisted Greg Duncan with data analysis. Jean Yeung assisted Martha Hill with data analysis and sponsor communication, and also kept the bibliography of publications that use Panel Study data. Mary Wreford was an administrative manager. Peggy Gunnesch and Sarah Olson provided secretarial support.

Users who wish to communicate with the study staff regarding questions about PSID data content should contact Tecla C. Loup at (313) 936-0316. The PSID's e-

mail addresses are PSID.staff@umich.edu for Internet and USERPSID@umichum for Bitnet. Users who have access to the Internet can visit the PSID's home page at <http://www.umich.edu/psid/>.

TABLE OF CONTENTS

Preface . . . . .	iii
Section I: Procedures for the 1990 Interviewing Year . . . . .	1
Part 1: The 1990 Questionnaire and Sample Additions, Data Processing, Interviewing Procedures, Occupation Codes, Data Quality, Independent Part Samples, Weights . . . . .	1
Part 2: 1990 Questionnaire . . . . .	11
Part 3: Editing Procedures and Worksheets . . . . .	71
Part 4: Coding Procedures . . . . .	80
Part 5: Generated Variables, Additional Data and Hot Topics . . . . .	81
Part 6: The Demographic History Files and 1968-1985 Relationship File . . . . .	106
Part 7: The Work History Supplement Files . . . . .	108
Part 8: 1990 Self-Administered Questionnaire (SAQ) and Telephone Health Care Cost Questionnaire (THQ) . . . . .	108
Part 9: Data Available . . . . .	110
Part 10: Creating Datasets from the Single-Year Family and the Cross-Year Individual Files . . . . .	111
Part 11: PSID User Guide . . . . .	126
Part 12: PSID CD-RDM and Data on the Internet . . . . .	127
Part 13: Overview of the LNPS . . . . .	128
Section II: Tape Codes for Wave XXIII . . . . .	139
Part 1: Twenty-third-Year Family-Level Tape Code . . . . .	139
Part 2: Twenty-Three Year Individual-Level Tape Code . . . . .	425





**SECTION I**  
**PROCEDURES FOR THE 1990 INTERVIEWING YEAR**

**Part 1: The 1990 Questionnaire and Sample Additions, Data Processing,  
Interviewing Procedures, Occupation Codes, Data Quality, Independent  
Part Samples, Weights**

The 1990 Questionnaire and Sample Additions

The 1990 questionnaire included a major supplement about the health of elderly Heads and Wives/"Wives". The supplement was divided into three portions: a separate questionnaire about health care costs of Heads and Wives/"Wives" age 65 and older was administered at the time of the 1990 interview; a self-reporting questionnaire about health status was mailed separately to Heads and Wives/"Wives" age 50 and older; and housing information was added to the main questionnaire. The health data from the two supplemental questionnaires are available as separate files. See Part 8 of this section for further details. Also as part of the elderly supplement, former panel members expected to be age 65 or older at the time of 1990 interviewing who had become nonresponse from the 1985 interviewing year through the 1989 interviewing year but whose deaths had not been reported at the time of nonresponse were followed in a recontact effort. These individuals included both sample and nonsample individuals. Some of them had never been Heads or Wives/"Wives", but were simply elderly relatives who had been included in PSID family units. Two hundred ninety-seven individuals were selected altogether.

In prior waves, if an individual moved to a nursing home but another eligible sample member remained uninstitutionalized, the person who moved to the nursing home was considered an institutionalized individual and therefore was simply tracked but not followed. Since information about persons in health care facilities is highly relevant to a study of the older population, the PSID began following these individuals for interview, as well as continued the long-term policy of following those institutionalized persons who were the only remaining eligible persons in their families.

In addition to the usual PSID procedure of following sample adults who leave PSID families, interviewers were instructed to also follow nonsample adults age 65 or older who moved out of a panel family for 1990 interviewing.

We continued to ask about marriages, divorces, adopted and natural children. Updating questions were again asked to account for new children and marital changes for those whose data were collected from 1985 through 1989; new Heads and Wives/"Wives"<sup>1</sup> were asked about all of their children and first and last marriages. Employment event dating questions for 1990 continued with the design instituted in 1988 asking about spells with employers instead of the position-oriented approach used from 1984 through 1987, and only information about prior-year employers was asked in detail. Food stamp eligibility, mortgage payments, home heating, and property tax liability questions were reinstated for 1990 after a two-wave absence. Questions about home cooling and homeowner's insurance were

---

<sup>1</sup>The PSID uses the term "wife" (in quotes) in referring to long-term female cohabitators.

added, as were questions about housing-related services for Heads and Wives/"Wives" age 50 or older. Deletions for the 1990 wave included the 1989 pension contributions for Heads and Wives/"Wives" and the wealth supplement.

A sample of 2,043 Latino households was added to the existing PSID sample of 7,300 households. In 1990, the original, or core, PSID sample had some 350 families headed by an individual who identified him or herself as of Hispanic origin. These core sample families and individuals either were present in the U.S. population in 1968 when the core sample was selected, or married or were born to someone present in 1968. The concern is that the PSID core sample is increasingly failing to represent the substantial immigration of Latinos into the U.S. population. The addition of a sizable sample of Latino families in 1990 addresses this concern.

Resources were not available in the PSID to select a sample of Latino families from across the U.S. The screening costs of such a sample design are substantial. Instead, PSID took advantage of a unique opportunity to add Latino families by following a sample of individuals who were interviewed in 1989 for the Latino National Political Survey (LNPS). The LNPS sample was selected from across the U.S. to represent the three largest Latino groups in the country: Mexican-, Puerto Rican-, and Cuban-Americans. The LNPS substantially oversampled Puerto Rican and Cuban individuals, representing them in the sample in much higher numbers relative to Mexican-Americans than occurs in the U.S. population. The LNPS provided large samples of all three Latino groups, enhancing further the value of adding this national sample to the PSID.

We followed this sample in 1990, conducting interviews with families associated with the LNPS sample individuals. We plan to continue following the individuals identified in these families as long as funding permits in the future. The process of identifying these families and defining the PSID Latino sample from these families is described subsequently. Before turning to a description of the PSID Latino sample, a brief review of the design and selection of the LNPS sample will be helpful.

The LNPS was a 1989 study of political affiliation and participation among Latinos in the U.S. Funded by the Ford, Rockefeller, Spencer, and Tinker Foundations, the LNPS was directed by Rodolfo de la Garza, University of Texas, with co-principle investigators Angelo Falcon, president of the Institute for Puerto Rican Policy, F. Chris Garcia of the University of New Mexico, and John Garcia of the University of Arizona. Sample selection, data collection, and preliminary processing of the data were conducted by the Institute for Survey Research at Temple University under the direction of Robert Santos.

The LNPS questions focused on political attitudes and behavior. A subset of data from the LNPS was merged with 1990 PSID data, including information on public and private schooling, migration history, and language proficiency of the 1989 LNPS respondent. The LNPS political participation variables have not been released for public use as of this date. In a special effort to promote early analysis of these data, PSID constructed and released the 1990 PSID/LNPS Early Release Data File. This file combines economic and demographic information collected in the 1990 PSID for the families created from the LNPS together with immigration, language proficiency, and other information from the LNPS. To aid

comparisons across ethnic groups, the 1990 PSID/LNPS Early Release Data File also contained the core PSID cases and included the same PSID variables as were constructed for the PSID/LNPS sample individuals. In addition, the PSID/LNPS file also contained data records for those individuals who had responded to the 1989 LNPS but who were not successfully interviewed as part of the 1990 PSID. This latter group of cases will be useful to analysts wishing to explore the effects of nonresponse to the 1990 PSID among the original LNPS sample persons. The files in the early release data set are available through the Inter-University Consortium for Political and Social Research (ICPSR).

As detailed in Part 13 of this section, the Institute for Survey Research at Temple University (ISR Temple) selected a dwelling-based sample in 1989. The sample was restricted to 382 counties or county-like units from more than 3,000 units in the U.S. where the concentration of Latino individuals was the highest. These counties provide coverage of slightly more than 90 percent of the three most prevalent Latino groups in the U.S.: Puerto Rican-, Cuban-, and Mexican-Americans. Cuban and Puerto Rican households were selected at substantially higher rates to obtain larger samples of these two groups so that analysts could make more precise statements about these groups.

A stratified probability proportional to size selection of 40 counties was made from the frame of 382 counties in the sample frame. Selected counties were divided into Listing Areas (LA's) which served as second stage sampling units. A sample of LA's was made within each LNPS county, again with probabilities proportional to size.

Interviewers were sent to each sample LA to screen households to identify Latino eligible persons. A total of 15,203 addresses were screened by the interviewers. A total of 13,589 households were identified at those addresses, with 4,390 containing individuals determined to be eligible for the study. Not all households would cooperate with Temple interviewers. Still, the screening response rate was very high, with 90% of selected households cooperating with the screening to identify Latino individuals.

Interviewers then applied an intrahousehold sampling procedure to select Mexican-, Cuban-, and Puerto Rican-American individuals for the LNPS. Within each sample household, the LNPS procedure randomly selected a single adult respondent<sup>2</sup> among all individuals age 18 and older. The PSID refers to these selected individuals as "Temple respondents" or "Temple informants". The overall selection rates were controlled such that Mexican-Americans were selected at a rate of 1 in 1,800; Puerto Rican-Americans at the rate of 1 in 630; and Cuban-Americans at the rate of 1 in 300. That is, Cubans were selected at six times the rate and Puerto Ricans at nearly three times the rate of Mexican Americans.

A total of 3,415 interviews were conducted with Temple respondents. Not all of these individuals were Latinos: 2,817 were Latinos, and the remaining 598 were non-Latinos. A total of 1,546 were Mexican-American, 589 were Puerto Rican, and 682 were Cuban. The overall interview response rate (i.e., the response rate among individuals who were known to be Latinos) was 82%, ranging from a low of 79%

---

<sup>2</sup>All variables appearing in the 1989 LNPS portion of the PSID/LNPS Early Release File refer to this randomly selected respondent and his or her 1989 family.

for Puerto Ricans to a high of 84% for Mexicans. Factoring in the losses in screening, the overall response rate was 74%.

The ISR Temple staff constructed weights to compensate for unequal probabilities of selection, nonresponse, and non-coverage in the 1989 LNPS. The compensation for unequal probability of selection addressed the variation in sampling rates across the three Latino groups, yielding a base weight for each sample person in the 1989 LNPS.

The nonresponse adjustment was based on extensive analysis of factors that predicted nonresponse in the 1989 LNPS. The primary factors available that yielded the strongest association with nonresponse were geographic variables. Nonresponse weighting classes were constructed, and across these response rates varied from approximately 50% to more than 90%. The inverse of the nonresponse rate within each class was multiplied times the base weight of each responding sample person to obtain a nonresponse adjusted weight. The nonresponse adjusted weight for each nonrespondent was set equal to zero.

Finally, the nonresponse-adjusted weights were adjusted further to match 1989 U.S. Bureau of the Census projections for the number of Latino individuals in each of the three groups by age and gender subgroups. This population control or poststratification adjustment, together with other details of the weighting procedure, is contained in documentation to the LNPS.

LNPS staff agreed that continued contact with LNPS respondents by the Survey Research Center PSID staff for the purposes of collecting economic data was an appropriate use of the sample. ISR Temple staff provided PSID staff with sample materials for subsequent follow-up starting in late 1989. PSID staff converted those materials into PSID sample release format for the 1990 PSID interviewing round.

#### Data Processing

We continue to use a direct data entry coding system that is fully compatible with the OSIRIS Statistical Software System. PSID tapes are released in OSIRIS format. OSIRIS interfaces with other systems (e.g., SPSS, SAS, BMDP), allowing easy access to other statistical and data management software.

#### Interviewing Procedures and Response Rates

Core and Core Recontact Samples. Nearly all of the 1990 core interviews were taken by SRC interviewers in the field by telephone. We successfully interviewed 142<sup>3</sup> of the 297 individuals chosen for the elderly recontact sample for an overall response rate of 47.8%, but many deaths had occurred in this group. Removing from the base the 102 persons who were unable to co-operate and for whom we could find no proxy respondent, who had died since becoming nonresponse, or who were improperly selected for the sample<sup>4</sup> raises the response rate to 72.8%. Table 1 below shows response information for the elderly recontacts.

---

<sup>3</sup>The 142 individuals comprised 122 families (122 interviews).

<sup>4</sup>Two individuals who were selected for the elderly recontact sample should never have been included in the PSID; they were simply visiting their sample children and should not have been moved into the family.

Table 1  
RESPONSE AND NONRESPONSE IN THE ELDERLY RECONTACT SAMPLE

	Sample Members	Nonsample Members
Interviews	56	86
Refused	29	8
Absent	2	1
Lost	7	3
Too far for personal interview	1	1
Institutionalized, no proxy available	1	3
Unable to cooperate, no proxy available	8	7
Deceased	51	30
Office error	0	3

For the remainder of the core sample, interviews were taken with 7206 heads of families out of 7401 possible, for an overall response rate of 97.4%. Subtracting from the base 47 respondents who had died since the last interview, had moved into institutions that precluded an interview, were too ill to be interviewed, or had rejoined sample ex-spouses raises the response rate to 98.0%. The interview total includes interviews with 256 splitoffs (out of a total of 287) with a response rate of 89.2 percent. For the reinterview panel only, again with the deceased and others removed from the base, the response rate was 98.3%.

The average length of the interview for all core sample families was 32.4 minutes (Table 2). Respondents were each paid \$15.00 for their interviews and an additional \$5 per family for returning an address correction postcard in January 1990.

Latino Sample. The PSID follows a sample of individuals who were members of families interviewed in 1968 or who are offspring of those original sample families. Rules were needed to identify Latino families from the LNPS sample individuals that would subsequently be followed using PSID following rules. PSID targeted a single individual within each sampled dwelling, the 1989 LNPS Temple respondent, as the key person to follow in 1990 and around whom to construct the PSID original PSID family. This process allows PSID staff to establish selection probabilities for all individuals in the 1990 PSID Latino sample.

The 1990 PSID Latino sample consists of the 1989 Temple respondent and all of the individuals with whom he or she was living at the time of the 1990 PSID interview, even if some of the individuals in the 1990 household were not present in the household of the Temple respondent in 1989. Some of the individuals living with Temple respondents in 1989 may have moved away between the 1989 and 1990 interviews. Since PSID questions establish who was in the household at any point during the calendar year prior to the interview, these individuals appear in the data file as "movers-out".

The original 1968 PSID rules about who is "head" of a family (i.e., the husband or male partner in virtually all husband-wife or permanently cohabiting couples) were applied to the 1990 household of the Temple respondent, as were the PSID rules regarding whom to interview (i.e., the Head, if at all possible; otherwise the Head's spouse or partner). As a result, the 1989 Temple respondent

is not necessarily the 1990 PSID respondent, nor is the Temple respondent necessarily even the Head or Wife of the 1990 PSID family. The Temple respondent was the PSID Head in 1,249 of the 2,043 PSID Latino families in 1990, and was Wife or partner of the head in 582 1990 PSID families. In the remaining 1990 PSID families, the Temple respondent is a child, sibling, grandparent, or other family member of the 1990 PSID respondent. A variable (V30652) has been added to the 1990 individual data that indicates whether the individual in the 1990 PSID was a Temple respondent in the 1989 LNPS.

The PSID attempted interviews with a subsample of the LNPS Temple informants. Only Latino Temple respondents were eligible for sample selection. From the 2,817 Latino Temple respondents, 2,743 were selected for the 1990 PSID in order to have sufficient but not excessive sample to obtain at least 2,000 1990 Latino sample family interviews. Interviewing was conducted in the summer and fall of 1990, with successful completion of 2,043 interviews. A total of 1,129 Mexican-American, 493 Cuban, and 421 Puerto Rican families were interviewed in the 1990 PSID, with a response rate of 74.8%.<sup>5</sup> These households contained 4601, 1466, and 1386 individuals, respectively. The nature of nonresponse in the first wave of PSID interviewing of the LNPS sample, as well as a description of the weighting to compensate for this nonresponse, is described in Part 5 of this section.

The average length of the interview was 55.2 minutes (Table 2). because all respondents were asked background data and complete marriage and birth histories.

#### Occupation Codes

We continue to use the 1970 Census three-digit occupation and industry codes for the current main jobs of employed Heads and Wives/"Wives." They are also used for the most recent jobs held by Heads and Wives/"Wives" who are not currently working, and in coding the employment histories and extra or second job questions. For comparability with past data, one-digit occupation codes are used to code Head's first job and Head's father's occupation, since these data items were collected only for new Heads in 1990.

#### Data Quality

About ninety-two percent of the 1990 core interviews were taken by telephone (Table 4). The remaining eight percent of respondents have no telephones, prefer personal interviews due to party lines or hearing difficulties, or live out of range of our interviewers and complete their own questionnaires. Three quarters of the Latino sample families were interviewed on the telephone, but the remaining quarter required a personal interview. The rate at which Heads responded for themselves (74.1%) remained similar to 1989; Wives/"Wives" accounted for most of the proxy respondents. This held true for both the core and Latino samples. The elderly recontacts had a high percentage of proxy respondents, not surprising because this group is likeliest to have health problems that would preclude their responding for themselves.

---

<sup>5</sup>However, 25 respondents had died since the Temple interview, had moved into institutions that precluded an interview, were too ill to be interviewed, or had joined the families of other sample members. Excluding these from the base raises the response rate to 75.4%.

The variation from year to year in the number of data imputations is minimal (Table 6); the quality of the data, according to this indicator, continues to be good.

Table 3 shows response rates based on original sample individuals, annually and cumulatively. Since it would be impossible to know how many individuals were eligible but did not respond in 1968, we used the 1968 sample as the base for further calculations. Table 3 also includes columns that remove the deceased from the base. Individuals born into the sample are not included in this table, even though some of them are now being interviewed as Heads and Wives/"Wives" in their own families.

Table 2

## AVERAGE LENGTH OF INTERVIEW

Year	Number of Interviews	Average Length in Minutes
1968	4802	63.1
1968	4460	61.8
1970	4645	60.5
1971	4840	59.1
1972	5060	66.2
1973	5285	20.1
1974	5517	23.1
1975	5725	26.9
1976	5862	48.2*
1977	6007	25.0
1978	6154	26.9
1979	6373	28.1
1980	6593	29.0
1981	6620	26.5
1982	6742	20.8
1983	6852	23.8
1984	6918	34.7
1985	7032	49.9*
1986	7018	34.9
1987	7061	29.5
1988	7114	37.0
1989	7114	35.9
1990 core	7328	32.4**
1990 Latino	2043	55.2

\* Includes both Head's and Wife's interviews.

\*\* Includes main, splitoff and recontact families.

Table 3

## INDIVIDUAL ANNUAL AND CUMULATIVE PANEL RESPONSE RATES

Year	Sample Size	Annual, Deceased Included in Base	Cumulative, Deceased Included in Base	Annual, Deceased Removed from Base	Cumulative, Deceased Removed from Base
1968	18224	100.0	100.0	100.0	100.0
1969	16046	88.0	88.0	88.5	88.5
1970	15476	96.4	84.9	96.9	85.7
1971	15108	97.6	82.9	98.2	84.1
1972	14713	97.4	80.7	98.1	82.4
1973	14295	97.2	78.4	97.9	80.6
1974	13908	97.3	76.3	97.9	78.8
1975	13548	97.4	74.3	98.1	77.2

Table 3 (continued)

Year	Sample Size	Annual, Deceased Included in Base	Cumulative, Deceased Included in Base	Annual, Deceased Removed from Base	Cumulative, Deceased Removed from Base
1976	13096	96.7	71.9	97.2	75.0
1977	12706	97.0	69.7	97.7	73.1
1978	12417	97.7	68.1	98.2	71.7
1979	12056	97.1	66.2	97.7	70.0
1980	11683	96.9	64.1	97.6	68.1
1981	11382	97.4	62.5	98.1	66.7
1982	11125	97.7	61.0	98.5	65.5
1983	10828	97.3	59.4	98.1	64.1
1984	10515	97.1	57.7	98.0	62.6
1985	10183	96.8	55.9	97.7	60.1
1986	9826	96.5	53.9	97.4	59.1
1987	9504	96.7	52.2	97.9	57.6
1988	9225	97.1	50.6	98.0	56.1
1989	8930	96.8	50.0	97.2	54.5
1990*	8776	98.3	49.1	99.7	54.3

\* Includes sample elderly recontacts, who suffered from a high death rate.

Table 4

## PROPORTION OF INTERVIEWS BY TELEPHONE

Year	Sample Size	Number of Telephone Interviews	Unweighted Percent of Sample
1968	4,802	--	--
1969	4,460	--	--
1970	4,645	67	1.4
1971	4,840	108	2.2
1972	5,060	134	2.6
1973	5,285	4,047	76.6
1974	5,517	4,554	82.5
1975	5,725	4,836	84.5
1976	5,862	5,360	91.4
1977	6,007	5,040	83.9
1978	6,154	5,283	85.8
1979	6,373	5,635	88.4
1980	6,533	5,829	89.2
1981	6,620	6,081	91.9
1982	6,742	6,257	92.8
1983	6,852	6,401	93.4
1984	6,918	6,369	92.1
1985	7,032	6,423	90.6
1986	7,018	6,454	92.0
1987	7,061	6,479	91.8
1988	7,114	6,520	91.5
1989	7,114	6,522	91.7
1990 core	7,328	6,774	92.4
1990 Latino	2,043	1,536	75.2



Table 5

## PROPORTION OF FAMILY HEADS INTERVIEWED

Year	Sample Size	Proportion of Interviews by Head
1968	4,802	92.6
1969	4,460	93.1
1970	4,645	93.2
1971	4,840	93.3
1972	5,060	93.5
1973	5,285	91.1
1974	5,517	90.0
1975	5,725	88.3
1976	5,862	92.6
1977	6,007	90.0
1978	6,154	90.2
1979	6,373	88.5
1980	6,533	85.8
1981	6,620	84.3
1982	6,742	83.8
1983	6,852	82.2
1984	6,918	81.0
1985	7,032	87.1
1986	7,018	81.5
1987	7,061	79.0
1988	7,114	76.9
1989	7,114	76.2
1990 core	7,328	74.3
1990 Latino	2,043	73.3

Table 6\*

## SUM OF ACCURACY CODES FOR THREE TAXABLE INCOME ITEMS FOR HEAD AND WIFE

Year of Data	0	1	2	3	4 or More	Total
1968	94.0	2.5	2.6	0.2	0.8	100.0
1969	95.6	1.6	1.9	0.1	0.8	100.0
1970	96.9	1.3	1.3	0.1	0.5	100.0
1971	97.7	0.9	0.9	0.1	0.4	100.0
1972	97.8	0.8	1.1	0.0	0.3	100.0
1973	97.9	1.1	0.7	0.1	0.2	100.0
1974	98.2	0.9	0.7	0.0	0.2	100.0
1975	98.3	0.8	0.8	0.0	0.2	100.0
1976	97.0	1.2	1.6	0.1	0.2	100.0
1977	97.4	1.1	1.2	0.0	0.3	100.0
1978	97.4	0.7	1.3	0.1	0.5	100.0
1979	96.1	0.8	2.3	0.1	0.7	100.0
1980	95.8	0.8	2.4	0.2	0.8	100.0
1981	95.6	1.2	2.5	0.2	0.4	100.0
1982	95.3	1.1	2.7	0.1	0.8	100.0
1983	94.5	1.6	2.9	0.2	0.8	100.0
1984	94.3	2.0	2.7	0.2	0.8	100.0
1985	94.2	2.9	2.3	0.2	0.4	100.0
1986	94.7	1.4	3.0	0.1	0.7	100.0
1987	94.6	1.5	3.0	0.1	0.8	100.0
1988	95.1	1.0	2.8	0.1	1.0	100.0
1989	94.9	1.1	3.1	0.2	0.7	100.0
1990 core	94.1	1.3	3.6	0.2	0.8	100.0
1990 Latino	90.8	2.6	4.7	0.3	1.5	100.0

\*Table 6 is based on four variables:

Accuracy of Head's Labor Income (1990: V17830 + V17835)

Accuracy of Wife's Labor Income (1990: V17837)

Accuracy of Asset Income of Head and Wife (1990: V17850)

Overall accuracy is indicated by the number of assignments made during economic data editing in order to impute data missing from an interview. The more assignments, the less accurate the data. The accuracy code values and their meanings are:

0. Adequate response: No assignments made.
1. Minor assignment: Response was inadequate, but estimates could be made within a probable error of under \$300 or 10 percent of the assignment by using previous years' data or other data in the interview.
2. Major assignment: Response was inadequate, and estimates had a probable error of at least \$300 and at least 10 percent of the value of the assignment, using any information available in previous interviews or in the current one. Usually these values were imputed from an assignment table.

This table shows the sum of the accuracy codes for the three different income measures. The maximum value possible here would be eight for married couples, six for single heads.

#### Independent Part Samples and Sampling Error

The use of part samples is suggested for separating the selection of a preferred model from the assessment of its stability and power. Simple random subsamples are not independent of the rest of the sample because of the clustered nature of area probability samples. Four independent quarter-samples have been selected for users and are designated in the variable V18914. How much of the sample should be reserved for statistical testing depends on how unsure one is about the best model and how important the estimation and testing of one optimal model is felt to be. For illustrations of the results of this separation of the searching from the assessing procedures, see the volumes of findings, Five Thousand American Families--Patterns of Economic Progress, Volume I, pp. 6-8 and

pp. 342-344; Volume II, Chapter 9; and Volume IV, Chapter 2 (Survey Research Center, Ann Arbor, Michigan).

Details regarding the generation of this variable for the Latino sample are located in Part 5 of this section.

We also include several variables for use in defining paired sampling error computing units within half-sample strata for repeated replication to compute sampling errors. These variables are present for 1990 only at the individual level (V31990-V31999). See Chapter 17 of Vol. IX of Five Thousand American Families, and Section I, Part 5 in this volume for further details, particularly about the Latino sample.

#### Weights

Core sample weights were updated for marriages and divorces since the prior wave, but the addition of the Latino sample required that a combined weight be created to allow analysis of the two samples together. In addition, the Latino sample has its own weights. These weights are population weights for reducing bias in estimates, not variance weights for efficiency. See Part 5 in this section for details regarding the 1990 weights, including the creation of the core-Latino combined weights. Refer to the PSID User Guide for a more general discussion of reweighting theory and techniques.

#### **Part 2: 1990 Questionnaire**

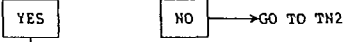
The 1990 questionnaire follows, with cross-year family-level variable numbers added at the appropriate questions for both edited and directly coded items.



# THUMBNAIL SKETCH

REMEMBER: NO NAMES OR OTHER IDENTIFYING INFORMATION MAY BE WRITTEN IN QUESTIONNAIRE!

TN1. Are there people living in this household unit (HU) who are not included in this family unit (FU)?



Explain situation: \_\_\_\_\_  
 \_\_\_\_\_  
 \_\_\_\_\_

TN2. Please provide a few words about this FU which might help editors and coders understand any potentially confusing family situations or relationships (such as the fact that parents of grandchildren do not live in HU, who the actual parents of stepchildren and grandchildren are, etc.):

\_\_\_\_\_  
 \_\_\_\_\_  
 \_\_\_\_\_  
 \_\_\_\_\_

TN3. Elaborate on any ambiguous or conflicting information in this interview that you want editors and coders to know about:

\_\_\_\_\_  
 \_\_\_\_\_  
 \_\_\_\_\_  
 \_\_\_\_\_

TN4. How would you describe the interview situation? Please add any other clarifying remarks that will be helpful to editors and coders when this interview is processed. If this FU should be recontacted for missing information from Ann Arbor, is there something else we should be aware of?

\_\_\_\_\_  
 \_\_\_\_\_  
 \_\_\_\_\_  
 \_\_\_\_\_

## SECTION A: MARITAL STATUS AND HOUSING

A1. INTERVIEWER CHECKPOINT: SEE REINTERVIEW COVERSHEET, (P. 2)--ITEMS 18a AND 21a OR SPLITOFF, LATINO, OR RECONTACT COVERSHEET, (P. 2)--ITEM 18a

A. ALL HU MEMBERS ARE FU MEMBERS

B. ONE OR MORE HU MEMBERS ARE NOT FU MEMBER(S) BECAUSE:

a. HAVE OWN COVERSHEET(S)

b. LIVING WITH THIS FU ONLY TEMPORARILY

c. OTHER (SPECIFY): \_\_\_\_\_

↓

INFORM R THAT THESE PERSONS ARE NOT TO BE INCLUDED IN INTERVIEW

A2. TIME START: \_\_\_\_\_

•A3, VI8055 Are you (HEAD) married, widowed, divorced, separated, or have you never been married?

- |            |            |                       |              |                  |
|------------|------------|-----------------------|--------------|------------------|
| 1. MARRIED | 3. WIDOWED | 4. DIVORCED, ANNULLED | 5. SEPARATED | 2. NEVER MARRIED |
|------------|------------|-----------------------|--------------|------------------|

•A4, VI8056 Do you live in a one-family house, a two-family house, an apartment, a mobile home, or what?

- [IF R ANSWERS "CONDO," PROBE FOR TYPE OF DWELLING]
- |               |                       |              |                |                          |
|---------------|-----------------------|--------------|----------------|--------------------------|
| 1. ONE-FAMILY | 2. TWO-FAMILY; DUPLEX | 3. APARTMENT | 4. MOBILE HOME | 6. ROW HOUSE; TOWN HOUSE |
|---------------|-----------------------|--------------|----------------|--------------------------|

7. OTHER (SPECIFY): \_\_\_\_\_

A5. INTERVIEWER CHECKPOINT

SEE FU LISTING, (P. 2 OF COVERSHEET)

EITHER HEAD OR WIFE/"WIFE" IS AGE 50 OR OLDER	ALL OTHERS
--	------------

NEXT PAGE, A11

V18057 •A6. Do you live in a retirement community, senior citizens' housing complex, or nursing home?

1. YES	5. NO
--------	-------

NEXT PAGE, A11

V18058 •A7. Which kind is that?

1. RETIREMENT COMMUNITY	2. SENIOR CITIZENS' HOUSING COMPLEX	3. NURSING HOME
-------------------------	--	-----------------

V18059 •A8. Does it provide you with things in addition to housing, such as a nursing care facility, transportation, meals, maid service or cleaning, laundry, recreation, or things like that?

1. YES	5. NO
--------	-------

NEXT PAGE, A11

V18060-V18066 •A9. Which services are those? [CHECK ALL THAT APPLY]

A. NURSING CARE	B. TRANSPORTATION	C. COMMON MEALS	D. MAID SERVICE OR CLEANING
E. LAUNDRY	F. RECREATION	G. OTHER (SPECIFY): _____	

V18067 •A10. Are these services included as part of the cost of housing or do you pay for them separately?

1. ALL INCLUDED	2. SOME INCLUDED, SOME SEPARATE	3. ALL SEPARATELY
-----------------	------------------------------------	-------------------

•A11. How is your (home/apartment) heated--with gas, electricity, oil, or what? [CHECK ALL THAT APPLY]

01. GAS	02. ELECTRICITY	03. OIL	OTHER (SPECIFY): _____	98. DK
---------	-----------------	---------	------------------------	--------

V18068=FIRST MENTION  
V18069=SECOND MENTION

•A12. How many rooms do you have (for your family) not counting bathrooms?

     V18070 ROOMS FOR FU ONLY

•A13. There are government programs that give money to people to help them pay for heating their homes. Did you receive help with heating bills from any government program last winter (1989-1990)?

1. YES	5. NO → NEXT PAGE, A15
--------	------------------------

A14. About how much did that amount to altogether? \$ V17737 PER \_\_\_\_\_  
(Edited)

•A15. Do you own the (home/apartment), pay rent, or what?

V18072

1. ANY FU MEMBER OWNS OR IS BUYING

5. FU PAYS RENT

8. FU NEITHER OWNS NOR RENTS

NEXT PAGE, A27

NEXT PAGE, A32

A16. Could you tell me what the present value of your (house/apartment/farm) is--I mean about how much would it bring if you sold it today?

\$ V17724 (Edited) HOUSE VALUE

A17. About how much are your total yearly property taxes, including city, county, and school taxes?

\$ V17730 (Edited) PROPERTY TAX PER YEAR

A18. How much is your total yearly homeowner's insurance premium?

\$ V17732 (Edited) INSURANCE PER YEAR

V18073•A19. Do you have a mortgage on this property?

1. YES: MORTGAGE, LAND CONTRACT, DEED OF TRUST, OR HOME EQUITY LOAN

5. NO → TURN TO P. 6, A36

	1st MORTGAGE	2nd MORTGAGE
A20. About how much is the remaining principal on this mortgage?	\$ <u>V17726 (Edited)</u>	\$ _____
A21. How much are your monthly mortgage payments?	\$ <u>V17728 (Edited)</u>	\$ _____
A22. How many years have you been paying on it?	_____ YEARS	_____ YEARS
•A23. About how many <u>more</u> years will you have to pay on it?	<u>V18074</u>	GO TO A25
V18075 •A24. Do you also have a second mortgage?	<p>1. YES      5. NO</p> <p>ASK A20-A23 AGAIN FOR SECOND MORTGAGE</p>	
•A25. Do your mortgage payments include property taxes?	<p>1. YES      5. NO</p>	
V18076		
•A26. Do your payments include insurance premiums?	<p>1. YES      5. NO</p>	
V18077	<p>TURN TO P. 6, A36</p>	

IF FU PAYS RENT

A27. About how much rent do you pay a month? [IF FU LIVES WITH NON-FU MEMBERS, PROBE: Is that only your (FU'S) share of the rent?]

\$ V17733 (Edited) FU'S SHARE OF RENT PER MONTH

•A28. Is this (house/apartment) rented fully furnished?

V18078

1. YES      5. NO

•A29. Is heating included in your monthly rent?

V18079

1. YES      5. NO

•A30. Is this (house/apartment) in a public housing project, that is, is it owned by V18080 a local housing authority or other public agency?

1. YES → NEXT PAGE, A36      5. NO

V18081 •A31. Are you paying lower rent because the Federal, State, or local government is paying part of the cost? [COST OF RENT]

1. YES      5. NO

NEXT PAGE, A36

IF FU NEITHER OWNS NOR RENTS

•A32. How is that? V18082

\_\_\_\_\_

A33. How much would it rent for if it were rented? [IF FU LIVES WITH NON-FU MEMBERS, PROBE: Would that be for your (FU'S) share only?]

\$ \_\_\_\_\_ PER MONTH OR \$ V17735 (Edited) PER YEAR

•A34. Is this (house/apartment) in a public housing project, that is, is it owned by V18083 a local housing authority or other public agency?

1. YES → NEXT PAGE, A36      5. NO

V18084 •A35. Are you paying no rent because the Federal, State, or local government is paying all of it?

1. YES      5. NO

•A36. Do you have air conditioning?  
V18085

1. YES      5. NO  
GO TO A38

•A37. Do you have it in all your rooms, or only in some of them?  
V18086

1. ALL      2. SOME

•A38. Have you (HEAD) moved any time since the spring of 1989?  
V18087

1. YES      5. NO → GO TO A41

•A39. What month and year was that? (MOST RECENT MOVE)

V18088

MONTH	YEAR
-------	------

•A40. Why did you (HEAD) move? V18089

---



---

•A41. Do you think you (HEAD) might move in the next couple of years?  
V18090

1. YES, MIGHT OR MAYBE      5. NO      8. DON'T KNOW

TURN TO P. 8, SECTION B

•A42. Would you say you definitely will move, probably will move, or are you more uncertain?  
V18091

1. DEFINITELY      2. PROBABLY      3. MORE UNCERTAIN

•A43. Why (will/might) you move? V18092

---



---

THIS IS A BLANK PAGE



SECTION B: EMPLOYMENT OF HEAD

\*E1. We would like to know about what you do--are you (HEAD) working now, looking for work, retired, keeping house, a student, or what?  
V18093

[IF R MENTIONS CODES 1-3, CHECK ONE AND ONLY ONE BOX, AND NONE FROM 4-8]

1. WORKING NOW      2. ONLY TEMPORARILY LAID OFF, SICK LEAVE OR MATERNITY LEAVE      3. LOOKING FOR WORK, UNEMPLOYED

NEXT PAGE, B4

[IF R MENTIONS ONLY CODES 4-8, CHECK AS MANY AS APPLY]

4. RETIRED → \*B2. In what year did you (HEAD) retire?  
V18094

5. PERMANENTLY DISABLED →

6. KEEPING HOUSE →

7. STUDENT →

8. OTHER (SPECIFY): \_\_\_\_\_ →

V18095

\*B3. Are you (HEAD) doing any work for money now at all?  
1. YES      5. NO

NEXT PAGE, B4      TURN TO P. 21, SECTION C

\*B4. On your main job, are you (HEAD) self-employed, are you employed by someone else, or what?  
V18096

3. SELF-EMPLOYED ONLY      2. BOTH SOMEONE ELSE AND SELF      1. SOMEONE ELSE ONLY

V18097

\*B5. Is that an unincorporated business or a corporation?  
1. UNINCORPORATED  
2. CORPORATION

\*B6. Do you (HEAD) work for the federal, state, or local government, a private company, or what?  
V18098

1. FEDERAL GOV'T      2. STATE GOV'T      3. LOCAL GOV'T

4. PRIVATE NON-GOV'T      9. DON'T KNOW

7. OTHER (SPECIFY): \_\_\_\_\_

\*B7. Is your current job covered by a union contract?  
V18099      1. YES      5. NO → GO TO B9

\*B8. Do you belong to that labor union?  
1. YES      5. NO      V18100

17

\*B9. What is your (HEAD'S) main occupation? What sort of work do you do?

\_\_\_\_\_

\_\_\_\_\_

\_\_\_\_\_

V18101      V18102  
• [ ] [ ] [ ] [ ] •      • [ ] [ ] [ ] [ ] •  
OCC      IND

B10. What are your most important activities or duties? \_\_\_\_\_

\_\_\_\_\_

\_\_\_\_\_

B11. What kind of business or industry is that in? \_\_\_\_\_

\_\_\_\_\_

\_\_\_\_\_

E12. (On your main job,) are you (HEAD) salaried, paid by the hour, or what?  
V18103

1. SALARIED

3. PAID BY HOUR

7. OTHER

\*B13. How much is your salary?  
\$ \_\_\_\_\_ PER WEEK  
OR  
\$ \_\_\_\_\_ PER MONTH  
OR  
\$ \_\_\_\_\_ PER YEAR

V18104

•REG

V18105 \*B14. If you were to work more hours than usual during some week, would you get paid for those extra hours of work?

1. YES      5. NO

NEXT PAGE, B20

\*B15. About how much would you make per hour for those extra hours?

\$ \_\_\_\_\_ PER HOUR

TIME AND A HALF

DOUBLE TIME

•OT

V18106  
NEXT PAGE, B20

\*B16. What is your hourly wage rate for your regular work time?

\$ \_\_\_\_\_ PER HOUR

•REG

V18107

\*B17. What is your hourly wage rate for overtime?

\$ \_\_\_\_\_ PER HOUR

TIME AND A HALF

DOUBLE TIME

OTHER (SPECIFY):  
\_\_\_\_\_  
\_\_\_\_\_

•OT

V18108  
NEXT PAGE, B20

\*B18. How is that?

V18109  
\_\_\_\_\_  
\_\_\_\_\_  
\_\_\_\_\_  
\_\_\_\_\_  
\_\_\_\_\_  
\_\_\_\_\_  
\_\_\_\_\_  
\_\_\_\_\_  
\_\_\_\_\_

\*B19. If you worked an extra hour, how much would you earn for that hour?

\$ \_\_\_\_\_ PER HOUR

•OT

V18110  
NEXT PAGE, B20

E20. Have you (HEAD) been looking for another job during the past four weeks?

V18111

1. YES

5. NO → GO TO B22

E21. What have you been doing the last four weeks to find another job? [CHECK ALL THAT APPLY]

V18113 A. CHECKED WITH PUBLIC EMPLOYMENT AGENCY

NOTHING

V18112

V18114 B. CHECKED WITH PRIVATE EMPLOYMENT AGENCY

V18115 C. CHECKED WITH CURRENT EMPLOYER DIRECTLY

V18116 D. CHECKED WITH OTHER EMPLOYER DIRECTLY

V18117 E. CHECKED WITH FRIENDS OR RELATIVES

V18118 F. PLACED OR ANSWERED ADS

V18119 G. OTHER (SPECIFY):  
\_\_\_\_\_  
\_\_\_\_\_

18

B22. INTERVIEWER CHECKPOINT

SEE B4, (P. 9)--WHETHER SELF-EMPLOYED

A. HEAD WORKS FOR SOMEONE ELSE ONLY

B. ALL OTHERS → NEXT PAGE, B24

\*B23. How many years' experience do you (HEAD) have altogether with your present employer?

V18120

•       
MOS

\_\_\_\_\_ MONTHS OR \_\_\_\_\_ YEARS

•B24. In what month and year did you start working for (your present employer/yourself)? Please give us your most recent start date if you have gone to work for (them/yourself) more than once. [IF NECESSARY: What would be your best guess? Did you start before 1989?]

V18121  
MONTH DAY [IF VOLUNTEERED]

1989 1990 96. 1989 OR 1990, DK WHICH OTHER YEAR: 97. BEFORE 1989, DK EXACT YEAR 98. DK YEAR AT ALL

V18122

V18123 •B25. Is that when you started working in your present (position/work situation)?  
1. YES 5. NO  
NEXT PAGE, B37

•B30. In what month and year did you start working in your present (position/work situation)?  
V18129 MONTH DAY [IF VOLUNTEERED]  
V18130 1989 1990  
NEXT PAGE, B40

•B31. In what month and year did you start working in your present (position/work situation)?  
V18131 MONTH DAY [IF VOLUNTEERED]  
1989 1990 OTHER YEAR: V18132  
GO TO B34  
NEXT PAGE, B39

•B26. In what month and year did you start working in your present (position/work situation)?  
V18124 MONTH DAY [IF VOLUNTEERED]  
V18125 1989 → GO TO B29 1990

•B27. Did you change (positions/work situations) with this employer at any time during 1989?  
V18126 1. YES 5. NO → NEXT PAGE, B35

•B28. In what month did that happen?  
V18127 MONTH

•B29. Was that a promotion with higher pay, a major change in your duties but with the same pay, or what?  
V18128  
NEXT PAGE, B35

•B32. Did you change (positions/work situations) with this employer at any time during 1989?  
V18133 1. YES 5. NO → NEXT PAGE, B39

•B33. In what month did that happen?  
V18134 MONTH

•B34. Was that a promotion with higher pay, a major change in your duties but with the same pay, or what?  
V18135  
NEXT PAGE, B39

•B35. What was your (HEAD'S) occupation when you started working for that employer in 1989? What sort of work did you do?

\_\_\_\_\_

V18136  
OCC

B36. What were your most important activities or duties?

\_\_\_\_\_

•B37. What was your starting salary or wage at that time?

\$ \_\_\_\_\_ PER \_\_\_\_\_

V18137  
RATE

•B38. And how many hours a week did you work when you started?

V18138 HOURS PER WEEK

•B39. In which months during 1989 were you working for that employer as your main job?

ALL OR JAN FEB MAR APR MAY JUNE JULY AUG SEPT OCT NOV DEC

V18139-V18150

•B40. Did you have any (other) main-job employers at any time during 1989? Again, if you were self-employed on a main job, count yourself as an employer. [IWER: HEAD CANNOT HAVE MORE THAN ONE MAIN JOB AT A TIME.]

1. YES 5. NO → TURN TO P. 16, B60

•B41. In what month and year did you start working for that (other) main-job employer?

V18152 YEAR: V18153 97. BEFORE 1989, DK EXACT YEAR 98. DK YEAR AT ALL

MONTH DAY [IF VOLUNTEERED]

•B42. In which months during 1989 were you working for that employer?

ALL OR JAN FEB MAR APR MAY JUNE JULY AUG SEPT OCT NOV DEC

V18154-V18165

19

•B43. On this main job, were you (HEAD) self-employed, were you employed by someone else, or what?  
V18166

- 3. SELF-EMPLOYED ONLY
- 2. BOTH SOMEONE ELSE AND SELF
- 1. SOMEONE ELSE ONLY

V18167

•B44. Was that an unincorporated business or a corporation?  
 1. UNINCORPORATED  
 2. CORPORATION

•B45. Did you (HEAD) work for the federal, state, or local government, a private company, or what?  
 V18168  
 1. FEDERAL GOV'T    2. STATE GOV'T    3. LOCAL GOV'T  
 4. PRIVATE NON-GOV'T    9. DON'T KNOW  
 7. OTHER (SPECIFY): \_\_\_\_\_

\*B46. What was your occupation when you first started working for them? What sort of work did you do?

\_\_\_\_\_  
 \_\_\_\_\_  
 V18169  
 • [ ] [ ] [ ] [ ]  
 OCC

B47. What were your most important activities or duties?

\_\_\_\_\_  
 \_\_\_\_\_

\*B48. What kind of business or industry was that in?

\_\_\_\_\_  
 \_\_\_\_\_  
 V18170  
 • [ ] [ ] [ ] [ ]  
 IND

\*B49. What was your starting wage or salary with that employer?

\$ \_\_\_\_\_ PER \_\_\_\_\_  
 V18171  
 • [ ] [ ] [ ] [ ]  
 RATE

•B50. And how many hours a week did you work when you first started?

V18172 \_\_\_\_\_ HOURS PER WEEK

•B51. During 1989, did your job title or position with that main job employer change?  
V18173

- 1. YES
- 5. NO → GO TO B54

•B52. In what month did that happen?

V18174 \_\_\_\_\_  
 MONTH

•B53. Was that a promotion with higher pay, a major change in your duties but with the same pay, or what?

V18175 \_\_\_\_\_  
 \_\_\_\_\_  
 \_\_\_\_\_

•B54. Have you stopped working for that main job employer?  
V18176

- 1. YES
- 5. NO → GO TO B59

•B55. In what month and year did you stop working for that employer?

V18177 \_\_\_\_\_  
 MONTH DAY [IF VOLUNTEERED] 1989 1990 98. 1989 or 1990, DK WHICH  
 V18178

•B56. What happened with that employer--did the company go out of business, were you (HEAD) laid off, did you quit, or what?

V18179 \_\_\_\_\_  
 \_\_\_\_\_  
 \_\_\_\_\_

\*B57. What was your (HEAD'S) final wage or salary when you left that employer?

\$ \_\_\_\_\_ PER \_\_\_\_\_  
 RATE

•B58. And how many hours a week did you work just before you left? V18180

V18181 \_\_\_\_\_ HOURS PER WEEK

•B59. Did you have any other main-job employers at any time during 1989? (Remember to count yourself as an employer if you were self-employed then on a main job.)  
V18182

- 1. YES
- 5. NO → NEXT PAGE, B60

TURN TO PINK WORK HISTORY SUPPLEMENT NUMBER OF ADDITIONAL WORK HISTORY SPELLS=V18183

CONVERSION TABLE: WEEK EQUIVALENTS

DAYS TO WEEKS (BASED ON 5-DAY WORK WEEK)		MONTHS TO WEEKS	
1 DAY = .2 WEEKS	1 MONTH = 4.3 WEEKS	2 MONTHS = 8.6 WEEKS	
2 DAYS = .4 WEEKS	3 MONTHS = 13.0 WEEKS	4 MONTHS = 17.3 WEEKS	
3 DAYS = .6 WEEKS	5 MONTHS = 21.6 WEEKS	6 MONTHS = 26.0 WEEKS	
4 DAYS = .8 WEEKS	7 MONTHS = 30.3 WEEKS	8 MONTHS = 34.6 WEEKS	
5 DAYS = 1.0 WEEKS	9 MONTHS = 39.0 WEEKS	10 MONTHS = 43.3 WEEKS	
	11 MONTHS = 47.6 WEEKS	12 MONTHS = 52.0 WEEKS	

•B60. We're interested in how you (HEAD) spent your time from January through December 1989. I know you may have given me some of this information already, but my instructions are to ask these questions of everybody. Did you miss any work in 1989 because someone else was sick?  
V18184

1. YES      5. NO → GO TO B63

•B61. How much work did you miss?  
DAYS \_\_\_\_\_ V18185 WEEKS \_\_\_\_\_ MONTHS \_\_\_\_\_

B62. When was that? *TOTAL ANNUAL HOURS=Edited V17745*

•B63. Did you miss any work in 1989 because you were sick?  
V18186

1. YES      5. NO → GO TO B66

•B64. How much work did you miss?  
DAYS \_\_\_\_\_ V18187 WEEKS \_\_\_\_\_ MONTHS \_\_\_\_\_

B65. When was that? *TOTAL ANNUAL HOURS=Edited V17747*

•B66. Did you take any vacation or time off during 1989?  
V18188

1. YES      5. NO → NEXT PAGE, B69

•B67. How much vacation or time off did you take?  
DAYS \_\_\_\_\_ V18189 WEEKS \_\_\_\_\_ MONTHS \_\_\_\_\_

B68. When was that? [GET DAY IF VOLUNTEERED]  
FROM \_\_\_\_\_ THRU \_\_\_\_\_ FROM \_\_\_\_\_ THRU \_\_\_\_\_

FOR IWER  
CALCULATIONS  
ONLY

+

+

•B69. Did you miss any work in 1989 because you were on strike?  
V18190

1. YES      5. NO → GO TO B72

•B70. How much work did you miss?  
DAYS \_\_\_\_\_ V18191 WEEKS \_\_\_\_\_ MONTHS \_\_\_\_\_

B71. When was that? [GET DAY IF VOLUNTEERED]  
FROM \_\_\_\_\_ THRU \_\_\_\_\_ FROM \_\_\_\_\_ THRU \_\_\_\_\_

*TOTAL ANNUAL HOURS=Edited V17749*

•B72. Did you miss any work in 1989 because you were unemployed and looking for work or temporarily laid off?  
V18192

1. YES      5. NO → GO TO B75

•B73. How much work did you miss?  
DAYS \_\_\_\_\_ V18193 WEEKS \_\_\_\_\_ MONTHS \_\_\_\_\_

B74. When was that? [GET DAY IF VOLUNTEERED]  
FROM \_\_\_\_\_ THRU \_\_\_\_\_ FROM \_\_\_\_\_ THRU \_\_\_\_\_

*TOTAL ANNUAL HOURS=Edited V17751*

•B75. Were there any weeks in 1989 when you didn't have a job and were not looking for one?  
V18194

1. YES      5. NO → GO TO B78

•B76. How much time was that?  
DAYS \_\_\_\_\_ V18195 WEEKS \_\_\_\_\_ MONTHS \_\_\_\_\_

B77. When was that? [GET DAY IF VOLUNTEERED]  
FROM \_\_\_\_\_ THRU \_\_\_\_\_ FROM \_\_\_\_\_ THRU \_\_\_\_\_

*TOTAL ANNUAL HOURS=Edited V17753*

•B78. Then, how many weeks did you actually work on your main job(s) in 1989?

V18196 WEEKS IN 1989      00. DID NOT WORK AT ALL IN 1989  
NEXT PAGE, B82

ALL THE REST ANNUAL WORK HOURS ON MAIN JOB=Edited V17738

IF TOTAL DOES NOT EQUAL 52 WEEKS OR 12 MONTHS, RECONCILE WITH R OR EXPLAIN BELOW:

*TOTAL ANNUAL WORK HOURS=Edited V17744*

•B79. And, on the average, how many hours a week did you work on your main job(s) in 1989?  
V18197 HOURS PER WEEK IN 1989

•B80. Did you work any overtime which isn't included in that?  
V18198

1. YES      5. NO → NEXT PAGE, B82

B81. How many hours did that overtime amount to in 1989?  
V17740 (Edited) TOTAL OVERTIME HOURS IN 1989

TOTAL NUMBER OF EXTRA JOBS=V18200

B92. Did you (HEAD) have an extra job or other way of making money in addition to your main job(s) in 1989?

1. YES

5. NO → TURN TO P. 32, SECTION D

B93. Did you (HEAD) work for the federal, state, or local government, a private company, or what?

- 1. FEDERAL GOV'T 2. STATE GOV'T 3. LOCAL GOV'T 4. PRIVATE NON-GOV'T 5. SELF-EMPLOYED 9. DON'T KNOW

B84. What was your occupation? What sort of work did you do? V18202 OCC

B85. What were your most important activities or duties?

B86. What kind of business or industry was that in? V18203 IND

B87. About how much did you make at this? V18204 RATE

B88. And, how many weeks did you work on this extra job in 1989? V18205

WEEKS IN 1989 ANNUAL WORK HOURS ON EXTRA JOBS=Edited V17742

B89. On the average, how many hours a week did you work on this job? V18206 HOURS PER WEEK IN 1989

B90. In what month and year did you start working for that employer? V18207 MONTH V18208 YEAR

B91. In which months during 1989 were you working for that employer? V18209- V18220 ALL OR JAN FEB MAR APR MAY JUNE JULY AUG SEPT OCT NOV DEC

B92. Have you stopped working for that employer? V18221 1. YES 5. NO → NEXT PAGE, B94

B93. In what month and year was that? V18222 MONTH DAY [IF VOLUNTEERED] 1989 1990 98. 1989 or 1990, DK WHICH

B94. Did you have any other extra jobs in 1989?

YES

NO → TURN TO P. 32, SECTION D

B95. Did you (HEAD) work for the federal, state, or local government, a private company, or what? V18224

- 1. FEDERAL GOV'T 2. STATE GOV'T 3. LOCAL GOV'T 4. PRIVATE NON-GOV'T 5. SELF-EMPLOYED 9. DON'T KNOW

B96. What was your occupation? What sort of work did you do? V18225 OCC

B97. What were your most important activities or duties?

B98. What kind of business or industry was that in? V18226 IND

B99. About how much did you make at this? V18227 RATE

B100. And, how many weeks did you work on this extra job in 1989? V18228

WEEKS IN 1989 ANNUAL WORK HOURS ON EXTRA JOBS=Edited V17742

B101. On the average, how many hours a week did you work on this job? V18229 HOURS PER WEEK IN 1989

B102. In what month and year did you start working for that employer? V18230 MONTH V18231 YEAR

B103. In which months during 1989 were you working for that employer? V18232- V18243 ALL OR JAN FEB MAR APR MAY JUNE JULY AUG SEPT OCT NOV DEC

B104. Have you stopped working for that employer? V18244

1. YES 5. NO → GO TO B106

B105. In what month and year was that? V18245 MONTH DAY [IF VOLUNTEERED] 1989 1990 98. 1989 or 1990, DK WHICH

B106. Did you have any other extra jobs in 1989? YES NO → TURN TO P. 32, SECTION D

ASK B95-B106 AGAIN

SECTION C: HEAD IS NOT WORKING NOW ["NO" TO B3, (P. 8)]

\*C1. Have you (HEAD) been looking for work during the past four weeks?  
V18247

1. YES

5. NO →NEXT PAGE, C4

\*C2. What have you been doing the last four weeks to find work?  
[CHECK ALL THAT APPLY]

A. CHECKED WITH PUBLIC EMPLOYMENT AGENCY V18249 NOTHING V18248

B. CHECKED WITH PRIVATE EMPLOYMENT AGENCY V18250

C. CHECKED WITH PREVIOUS EMPLOYER DIRECTLY V18251

D. CHECKED WITH OTHER EMPLOYER DIRECTLY V18252

E. CHECKED WITH FRIENDS OR RELATIVES V18253

F. PLACED OR ANSWERED ADS V18254

G. OTHER (SPECIFY): \_\_\_\_\_ V18255  
\_\_\_\_\_

\*C3. How long have you been looking for work? \_\_\_\_\_ V18256

•    
WKS

THIS IS A BLANK PAGE

\*C4. Have you (HEAD) ever done any work for money?  
V18257

1. YES      5. NO → GO TO C6

\*C5. In what month and year did you last work? [IF NECESSARY: What would be your best guess? Did you last work before 1989?]

V18258  
MONTH      DAY [IF VOLUNTEERED]

1989      1990      96. 1989 OR 1990, DK WHICH      OTHER YEAR:      97. BEFORE 1989, DK EXACT YEAR      98. DK YEAR AT ALL

V18259

\*C6. Were there any times in 1989 when you were looking for work?  
V18260

1. YES      5. NO → TURN TO P. 32, SECTION D

\*C7. How many weeks was that?  
V18261      OR      52. ALL

C8. When was that? FROM \_\_\_\_\_ THRU \_\_\_\_\_  
TURN TO P. 32, SECTION D

\*C9. What was your occupation on your last job? What sort of work did you do?

\_\_\_\_\_

\_\_\_\_\_

\_\_\_\_\_

V18262      V18263

• [ ] [ ] [ ] •      • [ ] [ ] [ ] •

OCC      IND

C10. What were your most important activities or duties? \_\_\_\_\_

\_\_\_\_\_

\_\_\_\_\_

C11. What kind of business or industry was that in? \_\_\_\_\_

\_\_\_\_\_

\_\_\_\_\_

\*C12. On this main job, were you (HEAD) self-employed, were you employed by someone else, or what?  
V18264

3. SELF-EMPLOYED ONLY      2. BOTH SOMEONE ELSE AND SELF      1. SOMEONE ELSE ONLY

\*C13. Was that an unincorporated business or a corporation?  
V18265

1. UNINCORPORATED

2. CORPORATION

\*C14. Did you (HEAD) work for the federal, state, or local government, a private company, or what?  
V18266

1. FEDERAL GOV'T      2. STATE GOV'T      3. LOCAL GOV'T

4. PRIVATE NON-GOV'T      9. DON'T KNOW

7. OTHER (SPECIFY): \_\_\_\_\_

\*C15. What happened with that employer--did the company go out of business, were you (HEAD) laid off, did you quit, or what?

V18267

\_\_\_\_\_

\_\_\_\_\_

\_\_\_\_\_



\*C16. In what month and year did you start working for (your last employer/yourself)? Please give us your most recent start date if you went to work for (them/yourself) more than once. [IF NECESSARY: What would be your best guess? Did you start before 1989?]

V18268 MONTH DAY [IF VOLUNTEERED]

1989 1990 96. 1989 OR 1990, DK WHICH OTHER YEAR: 97. BEFORE 1989, DK EXACT YEAR 98. DK YEAR AT ALL

V18269

\*C17. Is that when you started working in your last (position/work situation)?

1. YES 5. NO

NEXT PAGE, C29

\*C22. In what month and year did you start working in your last (position/work situation)?

V18276 MONTH DAY [IF VOLUNTEERED]

1989 1990

V18277 NEXT PAGE, C32

\*C23. In what month and year did you start working in your last (position/work situation)?

V18278 MONTH DAY [IF VOLUNTEERED]

1989 1990 OTHER YEAR: V18279

GO TO C26 NEXT PAGE, C31

\*C18. In what month and year did you start working in your last (position/work situation)?

V18271 MONTH DAY [IF VOLUNTEERED]

1989 1990

V18272 GO TO C21

\*C19. Did you change (positions/work situations) with this employer at any time during 1989?

1. YES 5. NO → NEXT PAGE, C27

\*C20. In what month did that happen?

V18274 MONTH

\*C21. Was that a promotion with higher pay, a major change in your duties but with the same pay, or what?

V18275

NEXT PAGE, C27

\*C24. Did you change (positions/work situations) with this employer at any time during 1989?

V18280 1. YES 5. NO → NEXT PAGE, C31

\*C25. In what month did that happen?

V18281 MONTH

\*C26. Was that a promotion with higher pay, a major change in your duties but with the same pay, or what?

V18282

NEXT PAGE, C31

\*C27. What was your (HEAD'S) occupation when you started working for that employer in 1989? What sort of work did you do?

V18283

OCC

\*C28. What were your most important activities or duties?

\*C29. What was your starting salary or wage at that time?

V18284

RATE

\*C30. And how many hours a week did you work when you started?

V18285 HOURS PER WEEK

\*C31. In which months during 1989 were you working for that employer as your main job?

ALL OR JAN FEB MAR APR MAY JUNE JULY AUG SEPT OCT NOV DEC

V18286-V18297

\*C32. Did you have any (other) main-job employers at any time during 1989? Again, if you were self-employed on a main job, count yourself as an employer. [IWER: HEAD CANNOT HAVE MORE THAN ONE MAIN JOB AT A TIME.]

1. YES 5. NO → TURN TO P. 28, C52

\*C33. In what month and year did you start working for that (other) main-job employer?

V18299 YEAR: V18300 97. BEFORE 1989, DK EXACT YEAR 98. DK YEAR AT ALL

V18299 MONTH DAY [IF VOLUNTEERED]

\*C34. In which months during 1989 were you working for that employer?

ALL OR JAN FEB MAR APR MAY JUNE JULY AUG SEPT OCT NOV DEC

V18301-V18312

25

\*C35. On this main job, were you (HEAD) self-employed, were you employed by someone else, or what?  
V18313

- 3. SELF-EMPLOYED ONLY
- 2. BOTH SOMEONE ELSE AND SELF
- 1. SOMEONE ELSE ONLY

V18314 \*C36. Was that an unincorporated business or a corporation?

- 1. UNINCORPORATED
- 2. CORPORATION

V18315 \*C37. Did you (HEAD) work for the federal, state, or local government, a private company, or what?

- 1. FEDERAL GOV'T
- 2. STATE GOV'T
- 3. LOCAL GOV'T
- 4. PRIVATE NON-GOV'T
- 9. DON'T KNOW
- 7. OTHER (SPECIFY): \_\_\_\_\_

\*C38. What was your occupation when you first started working for them? What sort of work did you do?  
\_\_\_\_\_

V18316  
• [ ] [ ] [ ]  
OCC

C39. What were your most important activities or duties?  
\_\_\_\_\_  
\_\_\_\_\_

\*C40. What kind of business or industry was that in?  
\_\_\_\_\_  
\_\_\_\_\_

V18317  
• [ ] [ ] [ ]  
IND

\*C41. What was your starting wage or salary with that employer?  
\$ \_\_\_\_\_ PER \_\_\_\_\_

V18318  
• [ ] [ ] [ ] [ ]  
RATE

\*C42. And how many hours a week did you work when you first started?

V18319 \_\_\_\_\_ HOURS PER WEEK

\*C43. During 1989, did your job title or position with that main job employer change?  
V18320

1. YES      5. NO → GO TO C46

\*C44. In what month did that happen?

V18321 \_\_\_\_\_  
MONTH

\*C45. Was that a promotion with higher pay, a major change in your duties but with the same pay, or what?

V18322 \_\_\_\_\_  
\_\_\_\_\_  
\_\_\_\_\_

\*C46. Have you stopped working for that main job employer?

V18323 1. YES      5. NO → GO TO C51

\*C47. In what month and year did you stop working for that employer?

V18324 MONTH      DAY [IF VOLUNTEERED]      V18325 1989      1990      98. 1989 or 1990, DK WHICH

\*C48. What happened with that employer--did the company go out of business, were you (HEAD) laid off, did you quit, or what?

V18326 \_\_\_\_\_  
\_\_\_\_\_  
\_\_\_\_\_

\*C49. What was your (HEAD'S) final wage or salary when you left that employer?

\$ \_\_\_\_\_ PER \_\_\_\_\_      • [ ] [ ] [ ] [ ]  
RATE

\*C50. And how many hours a week did you work just before you left? V18327

V18328 \_\_\_\_\_ HOURS PER WEEK

\*C51. Did you have any other main-job employers at any time during 1989? (Remember to count yourself as an employer if you were self-employed then on a main job.)  
V18329

1. YES      5. NO → NEXT PAGE, C52

TURN TO PINK WORK HISTORY SUPPLEMENT      NUMBER OF ADDITIONAL WORK HISTORY SPELLS=V18330

CONVERSION TABLE: WEEK EQUIVALENTS

DAYS TO WEEKS (BASED ON 5-DAY WORK WEEK)		MONTHS TO WEEKS	
1 DAY = .2 WEEKS	1 MONTH = 4.3 WEEKS	2 MONTHS = 8.6 WEEKS	
2 DAYS = .4 WEEKS	3 MONTHS = 13.0 WEEKS	4 MONTHS = 17.3 WEEKS	
3 DAYS = .6 WEEKS	5 MONTHS = 21.6 WEEKS	6 MONTHS = 26.0 WEEKS	
4 DAYS = .8 WEEKS	7 MONTHS = 30.3 WEEKS	8 MONTHS = 34.6 WEEKS	
5 DAYS = 1.0 WEEKS	9 MONTHS = 39.0 WEEKS	10 MONTHS = 43.3 WEEKS	
	11 MONTHS = 47.6 WEEKS	12 MONTHS = 52.0 WEEKS	

•C52. We're interested in how you (HEAD) spent your time from January through December 1989, regardless of whether or not you were employed. I know you may have given me some of this information already, but my instructions are to ask these questions of everybody. Did you take any vacation or time off during 1989?

1. YES      5. NO → GO TO C55

•C53. How much vacation or time off did you take?  
 \_\_\_\_\_ DAYS    V18332 WEEKS    \_\_\_\_\_ MONTHS

C54. When was that? [GET DAY IF VOLUNTEERED]  
 FROM \_\_\_\_\_ THRU \_\_\_\_\_ FROM \_\_\_\_\_ THRU \_\_\_\_\_

•C55. Did you miss any work in 1989 because someone else was sick?

1. YES      5. NO → GO TO C58

•C56. How much work did you miss?  
 \_\_\_\_\_ DAYS    V18334 WEEKS    \_\_\_\_\_ MONTHS

C57. When was that? *TOTAL ANNUAL HOURS=Edited V17745*

•C58. Did you miss any work in 1989 because you were sick?

1. YES      5. NO → NEXT PAGE, C61

•C59. How much work did you miss?  
 \_\_\_\_\_ DAYS    V18336 WEEKS    \_\_\_\_\_ MONTHS

C60. When was that? *TOTAL ANNUAL HOURS=Edited V17747*

FOR IWER  
CALCULATIONS  
ONLY

+ \_\_\_\_\_  
 + \_\_\_\_\_  
 + \_\_\_\_\_

•C61. Did you miss any work in 1989 because you were on strike?  
 V18337

1. YES      5. NO → GO TO C64

•C62. How much work did you miss?  
 \_\_\_\_\_ DAYS    V18338 WEEKS    \_\_\_\_\_ MONTHS

C63. When was that? [GET DAY IF VOLUNTEERED]  
 FROM \_\_\_\_\_ THRU \_\_\_\_\_ FROM \_\_\_\_\_ THRU \_\_\_\_\_  
*TOTAL ANNUAL HOURS=Edited V17749*

•C64. Did you miss any work in 1989 because you were unemployed and looking for work or temporarily laid off?

1. YES      5. NO → GO TO C67

•C65. How much work did you miss?  
 \_\_\_\_\_ DAYS    V18340 WEEKS    \_\_\_\_\_ MONTHS

C66. When was that? [GET DAY IF VOLUNTEERED]  
 FROM \_\_\_\_\_ THRU \_\_\_\_\_ FROM \_\_\_\_\_ THRU \_\_\_\_\_  
*TOTAL ANNUAL HOURS=Edited V17751*

•C67. Were there any weeks in 1989 when you didn't have a job and were not looking for one?

1. YES      5. NO → GO TO C70

•C68. How much time was that?  
 \_\_\_\_\_ DAYS    V18342 WEEKS    \_\_\_\_\_ MONTHS

C69. When was that? [GET DAY IF VOLUNTEERED]  
 FROM \_\_\_\_\_ THRU \_\_\_\_\_ FROM \_\_\_\_\_ THRU \_\_\_\_\_  
*TOTAL ANNUAL HOURS=Edited V17753*

•C70. Then, how many weeks did you actually work on your main job(s) in 1989?

V18343      00. DID NOT WORK AT ALL IN 1989  
 WEEKS IN 1989      NEXT PAGE, C74

ALL THE REST      ANNUAL WORK HOURS ON MAIN JOB=Edited V17738

IF TOTAL DOES NOT EQUAL 52 WEEKS OR 12 MONTHS, RECONCILE WITH R OR EXPLAIN BELOW:  
*TOTAL ANNUAL WORK HOURS=Edited V17744*

•C71. And, on the average, how many hours a week did you work on your main job(s) in 1989?  
 V18344      HOURS PER WEEK IN 1989

•C72. Did you work any overtime which isn't included in that?  
 V18345

1. YES      5. NO → NEXT PAGE, C74

C73. How many hours did that overtime amount to in 1989?  
 V17740 (Edited)      TOTAL OVERTIME HOURS IN 1989

TOTAL NUMBER OF EXTRA JOBS=V18347

\*C74. (Besides the weeks and hours you have just told me about,) did you (HEAD) have an extra job or other way of making money in addition to your main job(s) in 1989?  
V18346

1. YES      5. NO → TURN TO P. 32, SECTION D

\*C75. Did you (HEAD) work for the federal, state, or local government, a private company, or what?  
V18348

1. FEDERAL GOV'T   2. STATE GOV'T   3. LOCAL GOV'T   4. PRIVATE NON-GOV'T   5. SELF-EMPLOYED   9. DON'T KNOW

\*C76. What was your occupation? What sort of work did you do?  
\_\_\_\_\_  
V18349  
• [ ] [ ] [ ]  
OCC

C77. What were your most important activities or duties?  
\_\_\_\_\_

\*C78. What kind of business or industry was that in?  
\_\_\_\_\_  
V18350  
• [ ] [ ] [ ]  
IND

\*C79. About how much did you make at this?  
\$ \_\_\_\_\_ PER \_\_\_\_\_  
V18351  
• [ ] [ ] [ ] [ ]  
RATE

\*C80. And, how many weeks did you work on this extra job in 1989?  
\_\_\_\_\_  
V18352  
WEEKS IN 1989

\*C81. On the average, how many hours a week did you work on this job?  
\_\_\_\_\_  
V18353  
HOURS PER WEEK IN 1989

\*C82. In what month and year did you start working for that employer?  
MONTH YEAR  
V18354 V18355

\*C83. In which months during 1989 were you working for that employer?  
ALL OR JAN FEB MAR APR MAY JUNE JULY AUG SEPT OCT NOV DEC

\*C84. Have you stopped working for that employer?  
V18368  
1. YES      5. NO → NEXT PAGE, C86

\*C85. In what month and year was that?  
V18369 MONTH DAY [IF VOLUNTEERED] 1989 1990 98. 1989 or 1990, DK WHICH  
V18370

C86. Did you have any other extra jobs in 1989?

- YES      NO → NEXT PAGE, SECTION D

\*C87. Did you (HEAD) work for the federal, state, or local government, a private company, or what?  
V18371

1. FEDERAL GOV'T   2. STATE GOV'T   3. LOCAL GOV'T   4. PRIVATE NON-GOV'T   5. SELF-EMPLOYED   9. DON'T KNOW

\*C88. What was your occupation? What sort of work did you do?  
\_\_\_\_\_  
V18372  
• [ ] [ ] [ ]  
OCC

C89. What were your most important activities or duties?  
\_\_\_\_\_

\*C90. What kind of business or industry was that in?  
\_\_\_\_\_  
V18373  
• [ ] [ ] [ ]  
IND

\*C91. About how much did you make at this?  
\$ \_\_\_\_\_ PER \_\_\_\_\_  
V18374  
• [ ] [ ] [ ] [ ]  
RATE

\*C92. And, how many weeks did you work on this extra job in 1989?  
\_\_\_\_\_  
V18375  
WEEKS IN 1989

\*C93. On the average, how many hours a week did you work on this job?  
\_\_\_\_\_  
V18376  
HOURS PER WEEK IN 1989  
ANNUAL WORK HOURS ON EXTRA JOBS-Edited V17742

\*C94. In what month and year did you start working for that employer?  
MONTH YEAR  
V18377 V18378

V18379- \*C95. In which months during 1989 were you working for that employer?  
V18390 ALL OR JAN FEB MAR APR MAY JUNE JULY AUG SEPT OCT NOV DEC

\*C96. Have you stopped working for that employer?  
V18391  
1. YES      5. NO → GO TO C98

\*C97. In what month and year was that?  
V18392 MONTH DAY [IF VOLUNTEERED] 1989 1990 98. 1989 or 1990, DK WHICH  
V18393

C98. Did you have any other extra jobs in 1989?  
YES      NO → NEXT PAGE, SECTION D  
ASK C87-C98 AGAIN

SECTION D: EMPLOYMENT OF WIFE/"WIFE"

•D1. INTERVIEWER CHECKPOINT

SEE FU LISTING, (P. 2 OF COVERSHEET)  
V18394

HEAD IS MALE      3. HEAD IS FEMALE → TURN TO P. 57, SECTION F

1. WIFE/"WIFE" IN FU NOW      2. NO WIFE/"WIFE" IN FU NOW → TURN TO P. 57, SECTION F

•D1a. We would like to know about what your (wife/"WIFE") does--is she working now, V18395 looking for work, retired, keeping house, a student, or what?

[IF R MENTIONS CODES 1-3, CHECK ONE AND ONLY ONE BOX, AND NONE FROM 4-8]

1. WORKING NOW      2. ONLY TEMPORARILY LAID OFF, SICK LEAVE OR MATERNITY LEAVE      3. LOOKING FOR WORK, UNEMPLOYED

NEXT PAGE, D4

[IF R MENTIONS ONLY CODES 4-8, CHECK AS MANY AS APPLY]

4. RETIRED → •D2. In what year did your (wife/"WIFE") retire? V18396 \_\_\_\_\_

5. PERMANENTLY DISABLED →

6. KEEPING HOUSE →

7. STUDENT →

8. OTHER (SPECIFY): \_\_\_\_\_

V18397  
•D3. Is she doing any work for money now at all?  
1. YES      5. NO  
NEXT PAGE, D4      TURN TO P. 45, SECTION E

•D4. On her main job, is your (wife/"WIFE") self-employed, is she employed by someone else, or what? V18398

3. SELF-EMPLOYED ONLY      2. BOTH SOMEONE ELSE AND SELF      1. SOMEONE ELSE ONLY

V18399  
•D5. Is that an unincorporated business or a corporation?  
1. UNINCORPORATED  
2. CORPORATION

V18400  
•D6. Does your (wife/"WIFE") work for the federal, state, or local government, a private company, or what?  
1. FEDERAL GOV'T      2. STATE GOV'T      3. LOCAL GOV'T  
4. PRIVATE NON-GOV'T      9. DON'T KNOW  
7. OTHER (SPECIFY): \_\_\_\_\_

V18401  
•D7. Is her current job covered by a union contract?  
1. YES      5. NO → GO TO D9

V18402  
•D8. Does she belong to that labor union?  
1. YES      5. NO

29

•D9. What is your (wife's/"WIFE's") main occupation? What sort of work does she do?

\_\_\_\_\_ V18403      V18404  
\_\_\_\_\_ • [ ] [ ] [ ] • [ ] [ ] [ ]  
\_\_\_\_\_ OCC      IND

D10. What are her most important activities or duties? \_\_\_\_\_

\_\_\_\_\_

D11. What kind of business or industry is that in? \_\_\_\_\_

\_\_\_\_\_

\*D12. (On her main job,) is your (wife/"WIFE") salaried, paid by the hour, or what?

V18405

1. SALARIED

3. PAID BY HOUR

7. OTHER

\*D13. How much is her salary?

\$ \_\_\_\_\_ PER WEEK

OR

\$ \_\_\_\_\_ PER MONTH

OR

\$ \_\_\_\_\_ PER YEAR

V18406

\*REG

\*D14. If she were to work more hours than usual during some week, would she get paid for those extra hours of work?

V18407

1. YES

5. NO

NEXT PAGE, D20

\*D15. About how much would she make per hour for those extra hours?

\$ \_\_\_\_\_ PER HOUR

TIME AND A HALF

DOUBLE TIME

\*OT

NEXT PAGE, D20

V18408

\*D16. What is her hourly wage rate for her regular work time?

\$ \_\_\_\_\_ PER HOUR

\*REG      
V18409

\*D17. What is her hourly wage rate for overtime?

\$ \_\_\_\_\_ PER HOUR

TIME AND A HALF

DOUBLE TIME

OTHER (SPECIFY):

\_\_\_\_\_  
\_\_\_\_\_  
\_\_\_\_\_

\*OT      
V18410

NEXT PAGE, D20

\*D18. How is that?

V18411

\_\_\_\_\_  
\_\_\_\_\_  
\_\_\_\_\_  
\_\_\_\_\_  
\_\_\_\_\_  
\_\_\_\_\_  
\_\_\_\_\_  
\_\_\_\_\_  
\_\_\_\_\_

\*D19. If she worked an extra hour, how much would she earn for that hour?

\$ \_\_\_\_\_ PER HOUR

\*OT      
V18412

NEXT PAGE, D20

\*D20. Has your (wife/"WIFE") been looking for another job during the past four weeks?

V18413

1. YES

5. NO

→GO TO D22

\*D21. What has she been doing the last four weeks to find another job? [CHECK ALL THAT APPLY]

A. CHECKED WITH PUBLIC EMPLOYMENT AGENCY

V18415

NOTHING

V18414

B. CHECKED WITH PRIVATE EMPLOYMENT AGENCY

V18416

C. CHECKED WITH CURRENT EMPLOYER DIRECTLY

V18417

D. CHECKED WITH OTHER EMPLOYER DIRECTLY

V18418

E. CHECKED WITH FRIENDS OR RELATIVES

V18419

F. PLACED OR ANSWERED ADS

V18420

G. OTHER (SPECIFY):

V18421

D22. INTERVIEWER CHECKPOINT

SEE D4, (P. 33)--WHETHER SELF-EMPLOYED

A. WIFE/"WIFE" WORKS FOR SOMEONE ELSE ONLY

B. ALL OTHERS →NEXT PAGE, D24

\*D23. How many years' experience does she have altogether with her present employer?

V18422

MOS

\_\_\_\_\_ MONTHS OR \_\_\_\_\_ YEARS

•D24. In what month and year did your (wife/"WIFE") start working for (her present employer/herself)? Please give us her most recent start date if she has gone to work for (them/herself) more than once. [IF NECESSARY: What would be your best guess? Did she start before 1989?]

V18423  
MONTH DAY [IF VOLUNTEERED]

V18424 1989 1990 96. 1989 OR 1990, DK WHICH OTHER YEAR: 97. BEFORE 1989, DK EXACT YEAR 98. DK YEAR AT ALL

V18425 •D25. Is that when she started working in her present (position/work situation)?  
1. YES 5. NO  
NEXT PAGE, D37

V18431 MONTH DAY [IF VOLUNTEERED]  
V18432 1989 1990  
NEXT PAGE, D40

V18433 MONTH DAY [IF VOLUNTEERED]  
V18434 1989 1990 OTHER YEAR:  
GO TO D34  
NEXT PAGE, D39

•D26. In what month and year did she start working in her present (position/work situation)?  
V18426 MONTH DAY [IF VOLUNTEERED]  
V18427 1989 → GO TO D29 1990

V18428 •D27. Did she change (positions/work situations) with this employer at any time during 1989?  
1. YES 5. NO → NEXT PAGE, D35

•D28. In what month did that happen?  
V18429 MONTH

•D29. Was that a promotion with higher pay, a major change in her duties but with the same pay, or what?  
V18430  
NEXT PAGE, D35

V18435 •D32. Did she change (positions/work situations) with this employer at any time during 1989?  
1. YES 5. NO → NEXT PAGE, D39

V18436 •D33. In what month did that happen?  
MONTH

V18437 •D34. Was that a promotion with higher pay, a major change in her duties but with the same pay, or what?  
NEXT PAGE, D39

•D35. What was your (wife's/"WIFE'S") occupation when she started working for that employer in 1989? What sort of work did she do?

V18438  
OCC

D36. What were her most important activities or duties?

•D37. What was her starting salary or wage at that time?

\$ \_\_\_\_\_ PER \_\_\_\_\_  
V18439  
RATE

•D36. And how many hours a week did she work when she started?

V18440 HOURS PER WEEK

•D39. In which months during 1989 was she working for that employer as her main job?

V18441- V18452 ALL OR JAN FEB MAR APR MAY JUNE JULY AUG SEPT OCT NOV DEC

•D40. Did she have any (other) main-job employers at any time during 1989? Again, if she was self-employed on a main job, count her as an employer. [IWER: WIFE/"WIFE" CANNOT HAVE MORE THAN ONE MAIN JOB AT A TIME.]

1. YES 5. NO → TURN TO P. 40, D60

•D41. In what month and year did she start working for that (other) main-job employer?

V18454 YEAR: V18455 97. BEFORE 1989, DK EXACT YEAR 98. DK YEAR AT ALL  
MONTH DAY [IF VOLUNTEERED]

•D42. In which months during 1989 was she working for that employer?

V18456-V18467 ALL OR JAN FEB MAR APR MAY JUNE JULY AUG SEPT OCT NOV DEC

31

\*D43. On this main job, was she self-employed, was she employed by someone else, or what?

V18468

- 3. SELF-EMPLOYED ONLY
- 2. BOTH SOMEONE ELSE AND SELF
- 1. SOMEONE ELSE ONLY

\*D44. Was that an unincorporated business or a corporation?

V18469

- 1. UNINCORPORATED
- 2. CORPORATION

\*D45. Did she work for the federal, state, or local government, a private company, or what?

V18470

- 1. FEDERAL GOV'T
- 2. STATE GOV'T
- 3. LOCAL GOV'T
- 4. PRIVATE NON-GOV'T
- 9. DON'T KNOW
- 7. OTHER (SPECIFY): \_\_\_\_\_

\*D46. What was her occupation when she first started working for them? What sort of work did she do?

\_\_\_\_\_

V18471

•

OCC

D47. What were her most important activities or duties?

\_\_\_\_\_

\_\_\_\_\_

\*D48. What kind of business or industry was that in?

\_\_\_\_\_

V18472

•

IND

\*D49. What was her starting wage or salary with that employer?

\$ \_\_\_\_\_ PER \_\_\_\_\_

V18473

•

RATE

\*D50. And how many hours a week did she work when she first started?

\_\_\_\_\_ V18474 \_\_\_\_\_ HOURS PER WEEK

\*D51. During 1989, did her job title or position with that main job employer change?

V18475

1. YES      5. NO → GO TO D54

\*D52. In what month did that happen?

V18476 \_\_\_\_\_

MONTH

\*D53. Was that a promotion with higher pay, a major change in her duties but with the same pay, or what?

V18477 \_\_\_\_\_

\_\_\_\_\_

\*D54. Has she stopped working for that main job employer?

V18478

1. YES      5. NO → GO TO D59

\*D55. In what month and year did she stop working for that employer?

V18479 \_\_\_\_\_

MONTH      DAY [IF VOLUNTEERED]

1989      1990      98. 1989 or 1990, DK WHICH

V18480

\*D56. What happened with that employer--did the company go out of business, was she laid off, did she quit, or what?

V18481 \_\_\_\_\_

\_\_\_\_\_

\*D57. What was your (wife's/"WIFE'S") final wage or salary when she left that employer?

\$ \_\_\_\_\_ PER \_\_\_\_\_

•

RATE

\*D58. And how many hours a week did she work just before she left?

V18483 \_\_\_\_\_ HOURS PER WEEK

V18482

\*D59. Did she have any other main-job employers at any time during 1989? (Remember to count her as an employer if she was self-employed then on a main job.)

V18484

1. YES      5. NO → NEXT PAGE, D60

TURN TO PINK WORK HISTORY SUPPLEMENT NUMBER OF ADDITIONAL WORK HISTORY SPELLS=V18485



DAYS TO WEEKS (BASED ON 5-DAY WORK WEEK)		MONTHS TO WEEKS	
1 DAY = .2 WEEKS	1 MONTH = 4.3 WEEKS	2 MONTHS = 8.6 WEEKS	
2 DAYS = .4 WEEKS	3 MONTHS = 13.0 WEEKS	4 MONTHS = 17.3 WEEKS	
3 DAYS = .6 WEEKS	5 MONTHS = 21.6 WEEKS	6 MONTHS = 26.0 WEEKS	
4 DAYS = .8 WEEKS	7 MONTHS = 30.3 WEEKS	8 MONTHS = 34.6 WEEKS	
5 DAYS = 1.0 WEEKS	9 MONTHS = 39.0 WEEKS	10 MONTHS = 43.3 WEEKS	
	11 MONTHS = 47.6 WEEKS	12 MONTHS = 52.0 WEEKS	

\*D60. We're interested in how your (wife/"WIFE") spent her time from January through December 1989. I know you may have given me some of this information already, but my instructions are to ask these questions of everybody. Did she miss any work in 1989 because you or someone else was sick?

1. YES  5. NO → GO TO D63

\*D61. How much work did she miss?

\_\_\_\_\_ DAYS V18487 WEEKS \_\_\_\_\_ MONTHS

D62. When was that? TOTAL ANNUAL HOURS=Edited V17775

\*D63. Did she miss any work in 1989 because she was sick?

V18488

1. YES  5. NO → GO TO D66

\*D64. How much work did she miss?

\_\_\_\_\_ DAYS V18489 WEEKS \_\_\_\_\_ MONTHS

D65. When was that? TOTAL ANNUAL HOURS=Edited V17777

\*D66. Did she take any vacation or time off during 1989?

V18490

1. YES  5. NO → NEXT PAGE, D69

\*D67. How much vacation or time off did she take?

\_\_\_\_\_ DAYS V18491 WEEKS \_\_\_\_\_ MONTHS

D68. When was that? [GET DAY IF VOLUNTEERED]

FROM \_\_\_\_\_ THRU \_\_\_\_\_ FROM \_\_\_\_\_ THRU \_\_\_\_\_

FOR IWER  
CALCULATIONS  
ONLY

\*D69. Did she miss any work in 1989 because she was on strike?  
V18492

1. YES  5. NO → GO TO D72

\*D70. How much work did she miss?

\_\_\_\_\_ DAYS V18493 WEEKS \_\_\_\_\_ MONTHS

D71. When was that? [GET DAY IF VOLUNTEERED]

FROM \_\_\_\_\_ THRU \_\_\_\_\_ FROM \_\_\_\_\_ THRU \_\_\_\_\_

TOTAL ANNUAL HOURS=Edited V17779

\*D72. Did she miss any work in 1989 because she was unemployed and looking for work or temporarily laid off?  
V18494

1. YES  5. NO → GO TO D75

\*D73. How much work did she miss?

\_\_\_\_\_ DAYS V18495 WEEKS \_\_\_\_\_ MONTHS

D74. When was that? [GET DAY IF VOLUNTEERED]

FROM \_\_\_\_\_ THRU \_\_\_\_\_ FROM \_\_\_\_\_ THRU \_\_\_\_\_

TOTAL ANNUAL HOURS=Edited V17781

\*D75. Were there any weeks in 1989 when she didn't have a job and was not looking for one?  
V18496

1. YES  5. NO → GO TO D78

\*D76. How much time was that?

\_\_\_\_\_ DAYS V18497 WEEKS \_\_\_\_\_ MONTHS

D77. When was that? [GET DAY IF VOLUNTEERED]

FROM \_\_\_\_\_ THRU \_\_\_\_\_ FROM \_\_\_\_\_ THRU \_\_\_\_\_

TOTAL ANNUAL HOURS=Edited V17783

\*D78. Then, how many weeks did she actually work on her main job(s) in 1989?

V18498 WEEKS IN 1989

00. DID NOT WORK AT ALL IN 1989

NEXT PAGE, D82

TOTAL

ALL THE REST ANNUAL WORK HOURS ON MAIN JOB=Edited V17768

IF TOTAL DOES NOT EQUAL 52 WEEKS OR 12 MONTHS, RECONCILE WITH R OR EXPLAIN BELOW:

TOTAL ANNUAL WORK HOURS=Edited V17774

\*D79. And, on the average, how many hours a week did she work on her main job(s) in 1989?  
V18499

\_\_\_\_\_ HOURS PER WEEK IN 1989

\*D80. Did she work any overtime which isn't included in that?  
V18500

1. YES  5. NO → NEXT PAGE, D82

D81. How many hours did that overtime amount to in 1989?

V17770 (Edited) TOTAL OVERTIME HOURS IN 1989

33

TOTAL NUMBER OF EXTRA JOBS=V18502

D82. Did your (wife/"WIFE") have an extra job or other way of making money in addition to her main job(s) in 1989?

1. YES 5. NO -> TURN TO P. 57, SECTION F

D83. Did your (wife/"WIFE") work for the federal, state, or local government, a private company, or what?

1. FEDERAL GOV'T 2. STATE GOV'T 3. LOCAL GOV'T 4. PRIVATE NON-GOV'T 5. SELF-EMPLOYED 9. DON'T KNOW

D84. What was her occupation? What sort of work did she do?

V18504 OCC

D85. What were her most important activities or duties?

D86. What kind of business or industry was that in?

V18505 IND

D87. About how much did she make at this?

\$ PER

V18506 RATE

D88. And, how many weeks did she work on this extra job in 1989?

V18507 WEEKS IN 1989

D89. On the average, how many hours a week did she work on this job?

V18508 HOURS PER WEEK IN 1989 ANNUAL WORK HOURS ON EXTRA JOBS=Edited V17772

D90. In what month and year did she start working for that employer?

V18509 MONTH V18510 YEAR

D91. In which months during 1989 was she working for that employer?

V18511- V18522 ALL OR JAN FEB MAR APR MAY JUNE JULY AUG SEPT OCT NOV DEC

D92. Has she stopped working for that employer?

V18523 1. YES 5. NO -> NEXT PAGE, D94

D93. In what month and year was that?

V18524 MONTH DAY [IF VOLUNTEERED] 1989 1990 98. 1989 or 1990, DK WHICH V18525

D94. Did she have any other extra jobs in 1989?

YES NO -> TURN TO P. 57, SECTION F

D95. Did she work for the federal, state, or local government, a private company, or what?

1. FEDERAL GOV'T 2. STATE GOV'T 3. LOCAL GOV'T 4. PRIVATE NON-GOV'T 5. SELF-EMPLOYED 9. DON'T KNOW

D96. What was her occupation? What sort of work did she do?

V18527 OCC

D97. What were her most important activities or duties?

D98. What kind of business or industry was that in?

V18528 IND

D99. About how much did she make at this?

\$ PER

V18529 RATE

D100. And, how many weeks did she work on this extra job in 1989?

V18530 WEEKS IN 1989

D101. On the average, how many hours a week did she work on this job?

V18531 HOURS PER WEEK IN 1989

D102. In what month and year did she start working for that employer?

V18532 MONTH V18533 YEAR

D103. In which months during 1989 was she working for that employer?

V18534- V18545 ALL OR JAN FEB MAR APR MAY JUNE JULY AUG SEPT OCT NOV DEC

D104. Has she stopped working for that employer?

V18546 1. YES 5. NO -> GO TO D106

D105. In what month and year was that?

V18547 MONTH DAY [IF VOLUNTEERED] 1989 1990 98. 1989 or 1990, DK WHICH V18548

D106. Did she have any other extra jobs in 1989?

YES NO -> TURN TO P. 57, SECTION F

ASK D95-D106 AGAIN

SECTION E: WIFE/"WIFE" IS NOT WORKING NOW ("NO" TO D3, (P. 32))

\*E1. Has your (wife/"WIFE") been looking for work during the past four weeks?  
V18549

1. YES

5. NO

→NEXT PAGE, E4

\*E2. What has she been doing the last four weeks to find work?  
[CHECK ALL THAT APPLY]

A. CHECKED WITH PUBLIC EMPLOYMENT AGENCY  
V18551

B. CHECKED WITH PRIVATE EMPLOYMENT AGENCY  
V18552

C. CHECKED WITH PREVIOUS EMPLOYER DIRECTLY  
V18553

D. CHECKED WITH OTHER EMPLOYER DIRECTLY  
V18554

E. CHECKED WITH FRIENDS OR RELATIVES  
V18555

F. PLACED OR ANSWERED ADS  
V18556

G. OTHER (SPECIFY): \_\_\_\_\_  
V18557

\*E3. How long has she been looking for work?  
\_\_\_\_\_

V18558  
WKS

THIS IS A BLANK PAGE

•E4. Has your (wife/"WIFE") ever done any work for money?

V18559

1. YES      5. NO → GO TO E6

•E5. In what month and year did she last work? [IF NECESSARY: What would be your best guess? Did she last work before 1989?]

V18560  
MCNTH

1989    1990    96. 1989 OR 1990, DK WHICH    OTHER YEAR:    97. BEFORE 1989, DK EXACT YEAR    98. DK YEAR AT ALL

V18561

DAY [IF VOLUNTEERED]

•E6. Were there any times in 1989 when she was looking for work?  
V18562

1. YES      5. NO → TURN TO P. 57, SECTION F

•E7. How many weeks was that?  
V18563      OR      52. ALL

E8. When was that? FROM \_\_\_\_\_ THRU \_\_\_\_\_  
TURN TO P. 57, SECTION F

•E9. What was her occupation on her last job? What sort of work did she do?

\_\_\_\_\_

\_\_\_\_\_

V18564      V18565

•    •

OCC      IND

E10. What were her most important activities or duties? \_\_\_\_\_

\_\_\_\_\_

E11. What kind of business or industry was that in? \_\_\_\_\_

\_\_\_\_\_

•E12. On this main job, was your (wife/"WIFE") self-employed, was she employed by someone else, or what?

V18566

3. SELF-EMPLOYED ONLY      2. BOTH SOMEONE ELSE AND SELF      1. SOMEONE ELSE ONLY

•E13. Was that an unincorporated business or a corporation?  
V18567

1. UNINCORPORATED  
2. CORPORATION

•E14. Did she work for the federal, state, or local government, a private company, or what?  
V18568

1. FEDERAL GOV'T      2. STATE GOV'T      3. LOCAL GOV'T

4. PRIVATE NON-GOV'T      5. DON'T KNOW

7. OTHER (SPECIFY): \_\_\_\_\_

•E15. What happened with that employer--did the company go out of business, was your (wife/"WIFE") laid off, did she quit, or what?

V18569

\_\_\_\_\_

\_\_\_\_\_

\_\_\_\_\_

•E16. In what month and year did your (wife/"WIFE") start working for (her last employer/herself)? Please give us her most recent start date if she went to work for (them/herself) more than once. [IF NECESSARY: What would be your best guess? Did she start before 1989?]

V18570  
MONTH DAY [IF VOLUNTEERED]

V18571 1989 1990 96. 1989 OR 1990, DK WHICH OTHER YEAR: 97. BEFORE 1989, DK EXACT YEAR 98. DK YEAR AT ALL

•E17. Is that when she started working in her last (position/work situation)?  
1. YES 5. NO  
NEXT PAGE, E29

•E22. In what month and year did she start working in her last (position/work situation)?  
V18578 MONTH DAY [IF VOLUNTEERED]  
V18579 1989 1990  
NEXT PAGE, E32

•E23. In what month and year did she start working in her last (position/work situation)?  
V18580 MONTH DAY [IF VOLUNTEERED]  
1989 1990 OTHER YEAR: V18581  
GO TO E26 NEXT PAGE, E31

•E18. In what month and year did she start working in her last (position/work situation)?  
V18573 MONTH DAY [IF VOLUNTEERED]  
V18574 1989 → GO TO E21 1990

•E19. Did she change (positions/work situations) with this employer at any time during 1989?  
1. YES 5. NO → NEXT PAGE, E27

•E20. In what month did that happen?  
V18576 MONTH

•E21. Was that a promotion with higher pay, a major change in her duties but with the same pay, or what?  
V18577  
NEXT PAGE, E27

•E24. Did she change (positions/work situations) with this employer at any time during 1989?  
1. YES 5. NO → NEXT PAGE, E31

•E25. In what month did that happen?  
V18583 MONTH

•E26. Was that a promotion with higher pay, a major change in her duties but with the same pay, or what?  
V18584  
NEXT PAGE, E31

•E27. What was your (wife's/"WIFE'S") occupation when she started working for that employer in 1989? What sort of work did she do?

V18585  
OCC

E28. What were her most important activities or duties?

•E29. What was her starting salary or wage at that time?

V18586  
RATE

•E30. And how many hours a week did she work when she started?

V18587 HOURS PER WEEK

•E31. In which months during 1989 was she working for that employer as her main job?

V18588- V18599 ALL OR JAN FEB MAR APR MAY JUNE JULY AUG SEPT OCT NOV DEC

•E32. Did she have any (other) main-job employers at any time during 1989? Again, if she was self-employed on a main job, count her as an employer. [IWER: WIFE/"WIFE" CANNOT HAVE MORE THAN ONE MAIN JOB AT A TIME.]

1. YES 5. NO → TURN TO P. 52, E52

•E33. In what month and year did she start working for that (other) main-job employer?

V18601 YEAR: V18602 97. BEFORE 1989, DK EXACT YEAR 98. DK YEAR AT ALL  
MONTH DAY [IF VOLUNTEERED]

•E34. In which months during 1989 was she working for that employer?

V18603- V18614 ALL OR JAN FEB MAR APR MAY JUNE JULY AUG SEPT OCT NOV DEC

\*E35. On this main job, was she self-employed, was she employed by someone else, or what?  
V18615

- 3. SELF-EMPLOYED ONLY
- 2. BOTH SOMEONE ELSE AND SELF
- 1. SOMEONE ELSE ONLY

\*E36. Was that an unincorporated business or a corporation?  
V18616

- 1. UNINCORPORATED
- 2. CORPORATION

\*E37. Did she work for the federal, state, or local government, a private company, or what?  
V18617

- 1. FEDERAL GOV'T
- 2. STATE GOV'T
- 3. LOCAL GOV'T
- 4. PRIVATE NON-GOV'T
- 9. DON'T KNOW
- 7. OTHER (SPECIFY): \_\_\_\_\_

\*E38. What was her occupation when she first started working for them? What sort of work did she do?

\_\_\_\_\_

V18618

•

OCC

E39. What were her most important activities or duties?

\_\_\_\_\_

\*E40. What kind of business or industry was that in?

\_\_\_\_\_

V18619

•

IND

\*E41. What was her starting wage or salary with that employer?

\$ \_\_\_\_\_ PER \_\_\_\_\_

V18620

•

RATE

\*E42. And how many hours a week did she work when she first started?

V18621 \_\_\_\_\_ HOURS PER WEEK

\*E43. During 1989, did her job title or position with that main job employer change?  
V18622

- 1. YES
- 5. NO → GO TO E46

\*E44. In what month did that happen?

V18623 \_\_\_\_\_  
MONTH

\*E45. Was that a promotion with higher pay, a major change in her duties but with the same pay, or what?

V18624 \_\_\_\_\_

\_\_\_\_\_

\_\_\_\_\_

\*E46. Has she stopped working for that main job employer?  
V18625

- 1. YES
- 5. NO → GO TO E51

\*E47. In what month and year did she stop working for that employer?

V18626 \_\_\_\_\_

1989 1990 98. 1989 or 1990, DK WHICH

MONTH DAY [IF VOLUNTEERED] V18627

\*E48. What happened with that employer--did the company go out of business, was she laid off, did she quit, or what?

V18628 \_\_\_\_\_

\_\_\_\_\_

\_\_\_\_\_

\*E49. What was your (wife's/"WIFE'S") final wage or salary when she left that employer?  
V18629

\$ \_\_\_\_\_ PER \_\_\_\_\_

•

RATE

\*E50. And how many hours a week did she work just before she left?

V18630 \_\_\_\_\_ HOURS PER WEEK

\*E51. Did she have any other main job employers at any time during 1989? (Remember to count her as an employer if she was self-employed then on a main job.)  
V18631

- 1. YES
- 5. NO → NEXT PAGE, E52

TURN TO PINK WORK HISTORY SUPPLEMENT NUMBER OF ADDITIONAL WORK HISTORY SPELLS=V18632



•E74. (Besides the weeks and hours you have just told me about,) did your (wife/"WIFE") V18648 have an extra job or other way of making money in addition to her main job(s) in 1989?

1. YES      5. NO →TURN TO P. 57, SECTION F

•E75. Did she work for the federal, state, or local government, a private company, or V18650 what?

1. FEDERAL GOV'T   2. STATE GOV'T   3. LOCAL GOV'T   4. PRIVATE NON-GOV'T   5. SELF-EMPLOYED   9. DON'T KNOW

\*E76. What was her occupation? What sort of work did she do?

V18651  
OCC

E77. What were her most important activities or duties?

\*E78. What kind of business or industry was that in?

V18652  
IND

\*E79. About how much did she make at this?

V18653  
RATE

•E80. And, how many weeks did she work on this extra job in 1989?

V18654  
WEEKS IN 1989

•E81. On the average, how many hours a week did she work on this job?

V18655  
HOURS PER WEEK IN 1989

ANNUAL WORK HOURS ON EXTRA JOBS=Edited V17772

•E82. In what month and year did she start working for that employer?

V18656      V18657  
MONTH      YEAR

•E83. In which months during 1989 was she working for that employer?

V18658- V18669   ALL OR JAN FEB MAR APR MAY JUNE JULY AUG SEPT OCT NOV DEC

•E84. Has she stopped working for that employer?

V18670      1. YES      5. NO →NEXT PAGE, E86

•E85. In what month and year was that?

V18671      V18672  
MONTH      DAY [IF VOLUNTEERED]      1989      1990      98. 1989 or 1990, DK WHICH

E86. Did she have any other extra jobs in 1989?

YES      NO →TURN TO P. 57, SECTION F

V18673 •E87. Did she work for the federal, state, or local government, a private company, or what?

1. FEDERAL GOV'T   2. STATE GOV'T   3. LOCAL GOV'T   4. PRIVATE NON-GOV'T   5. SELF-EMPLOYED   9. DON'T KNOW

\*E88. What was her occupation? What sort of work did she do?

V18674  
OCC

E89. What were her most important activities or duties?

\*E90. What kind of business or industry was that in?

V18675  
IND

\*E91. About how much did she make at this?

V18676  
RATE

•E92. And, how many weeks did she work on this extra job in 1989?

V18677  
WEEKS IN 1989

•E93. On the average, how many hours a week did she work on this job?

V18678  
HOURS PER WEEK IN 1989

•E94. In what month and year did she start working for that employer?

V18679      V18680  
MONTH      YEAR

V18681- •E95. In which months during 1989 was she working for that employer?

V18692   ALL OR JAN FEB MAR APR MAY JUNE JULY AUG SEPT OCT NOV DEC

•E96. Has she stopped working for that employer?

V18693      1. YES      5. NO →GO TO E98

•E97. In what month and year was that?

V18694      V18695  
MONTH      DAY [IF VOLUNTEERED]      1989      1990      98. 1989 or 1990, DK WHICH

E98. Did she have any other extra jobs in 1989?

YES      NO →TURN TO P. 57, SECTION F

ASK E87-E98 AGAIN



## SECTION F: HOUSEWORK, CHILD CARE AND FOOD

## \*F1. INTERVIEWER CHECKPOINT

SEE FU LISTING, (P. 2 OF COVERSHEET)

V18696

HEAD IS MALE

3. HEAD IS FEMALE → GO TO F3

1. WIFE/"WIFE" IN FU NOW

2. NO WIFE/"WIFE" IN FU NOW → GO TO F3

\*F2. About how much time does your (wife/"WIFE") spend on housework in an average week? I mean time spent cooking, cleaning, and doing other work around the house.  
ANNUAL HOURS=Edited V17800

V18697 \_\_\_\_\_ HOURS PER WEEK

\*F3. About how much time do you (HEAD) spend on housework in an average week? (I mean time spent cooking, cleaning, and doing other work around the house.)

ANNUAL HOURS=Edited V17802

V18698 \_\_\_\_\_ HOURS PER WEEK

## F4. INTERVIEWER CHECKPOINT

SEE FU LISTING, (P. 2 OF COVERSHEET)

A. TWO OR MORE PERSONS IN FU

B. ONLY ONE PERSON IN FU → GO TO F6

\*F5. How many days a week does the family sit down and eat the main meal of the day together?

V18699 \_\_\_\_\_

## F6. INTERVIEWER CHECKPOINT

SEE FU LISTING, (P. 2 OF COVERSHEET)

A. SOMEONE UNDER AGE 15 IN 1989 FU

B. ALL OTHERS → NEXT PAGE, F8

\*F7. How much did you (and your family living there) pay for child care in 1989?

\$ \_\_\_\_\_ IN 1989

• 

--	--	--	--	--

  
CH CARE  
V18700

THIS IS A BLANK PAGE

F6. Did you (or anyone else now living in your family) receive government food stamps last month?

YES

NO

F9. For how many members of your family were stamps issued?

V17804 (Edited)

F10. How many dollars' worth of food stamps did you get?

V17805  
\$ (Edited) PER MONTH

F11. In addition to what you bought with food stamps, did you (or anyone else in your family) spend any money on food that you use at home?

YES

NO → GO TO F13

F12. How much? [IF R LIVES WITH NON-FU MEMBERS, PROBE: Is that only your (FU's) share of the food?]

\$ \_\_\_\_\_ OR \$ \_\_\_\_\_  
FU'S SHARE PER WEEK      FU'S SHARE PER MONTH

F13. Do you have any food delivered to the door which isn't included in that?

YES

NO → GO TO F15

F14. How much do you spend on that food?

\$ \_\_\_\_\_ OR \$ \_\_\_\_\_  
FU'S SHARE PER WEEK      FU'S SHARE PER MONTH

F15. About how much do you (or anyone else in your family) spend eating out, not counting meals at work or at school?

\$ \_\_\_\_\_ OR \$ \_\_\_\_\_  
FU'S SHARE PER WEEK      FU'S SHARE PER MONTH

NEXT PAGE, F20

F16. How much do you (or anyone else in your family) spend on food that you use at home in an average week? [IF R LIVES WITH NON-FU MEMBERS, PROBE: Is that only your (FU's) share of the food?]

\$ \_\_\_\_\_ OR \$ \_\_\_\_\_  
FU'S SHARE PER WEEK      FU'S SHARE PER MONTH

F17. Do you have any food delivered to the door which isn't included in that?

YES

NO → GO TO F19

F18. How much do you spend on that food?

\$ \_\_\_\_\_ OR \$ \_\_\_\_\_  
FU'S SHARE PER WEEK      FU'S SHARE PER MONTH

F19. About how much do you (or everyone else in your family) spend eating out, not counting meals at work or at school?

\$ \_\_\_\_\_ OR \$ \_\_\_\_\_  
FU'S SHARE PER WEEK      FU'S SHARE PER MONTH

NEXT PAGE, F20

ANNUAL FOOD COSTS EXCEPT FOOD STAMPS=Edited V17807

ANNUAL COSTS OF EATING OUT=Edited V17809

F20. Did you (or anyone else in your family) use government food stamps at any time in 1989?

YES

NO → NEXT PAGE, SECTION G

F21. How many dollars' worth of stamps did you get in 1989?

\$ V17811 (Edited) PER MONTH OR \$ \_\_\_\_\_ PER TWO WEEKS

F22. During which months was that?  ALL OR V17814-V17825 (Edited)

NUMBER OF MONTHS=Edited V17813

NEXT PAGE, SECTION G

SECTION G: INCOME AND WEALTH

G1. We try to understand how people all over the country are getting along financially, so now I have some questions about earnings and income.

\*G2. INTERVIEWER CHECKPOINT  
V18701

SEE B9 AND B10, (P. 9)--PRESENT OCCUPATION

1. HEAD IS A FARMER OR RANCHER

5. ALL OTHERS → GO TO G6

V18702

TOT REC'TS

\*G3. What were your total receipts from farming in 1989, including soil bank payments and commodity credit loans? \$ \_\_\_\_\_ A

G4. What were your total operating expenses, not counting living expenses? \$ \_\_\_\_\_ B

G5. That left you a net income from farming of? (A - B =) \$ \_\_\_\_\_ C

LABOR=Edited V17827

ASSET=Edited V17838

\*G6. Did you (or anyone else in the family there) own a business at any time in 1989 or have a financial interest in any business enterprise?  
V18703

1. YES

5. NO → NEXT PAGE, G12

V18704

IND

\*G7. What kind of business was that? \_\_\_\_\_

V18705 \*G8. Who in the family owned that? \_\_\_\_\_

V18706 \*G9. Did (you/he/she/they) put in any work time for this business in 1989?

1. YES → THESE WORK HOURS MUST BE REPORTED!

5. NO

V18707 \*G10. Was it a corporation or an unincorporated business, or did (you/he/she/they) have an interest in both kinds?

1. CORPORATION NEXT PAGE, G12

2. UNINCORPORATED

3. BOTH

8. DON'T KNOW

G11. How much was (your/his/her/their) share of the total income from the business in 1989--that is, the amount (you/he/she/they) took out plus any profit left in? [IF ZERO: Did you have a loss? How much was it?]

\$ \_\_\_\_\_ OR \$- \_\_\_\_\_

PROFIT LOSS

LABOR=V17828 (HEAD), V17836 (WIFE) (EDITED VARS.)

ASSET=V17839 (HEAD & WIFE) (EDITED VARS.)

G12. Did you (HEAD) earn wages or salaries in 1989 from working on any jobs? (Other than the unincorporated business we have just talked about?)

YES

NO

G13. How much did you (HEAD) earn altogether from wages or salaries in 1989, that is, before anything was deducted for taxes or other things?

\$ V17829 (Edited) IN 1989

G14. In addition to this, did you have any income from bonuses, overtime, tips, or commissions?

YES

NO GO TO G16

G15. How much was that?

\$ V17831 (Edited) IN 1989

G16. Did you have any income from bonuses, overtime, tips, or commissions?

YES

NO GO TO G18

G17. How much was that?

\$ V17831 (Edited) IN 1989

G18. I'm going to read you a list of other sources of income you might have had. Did you (HEAD) receive any other income in 1989 from professional practice or trade?

	G18		G19 How much was it?	G20 During which months of 1989 did you get this income?	G21 [INTERVIEWER: DID YOU GET WORK HOURS FOR THIS INCOME?]
	NO	YES		12 MONTHS OR	YES NO
a. PROFESSIONAL PRACTICE OR TRADE			\$V17832 (Edited) PER _____	FROM _____ THRU _____ FROM _____ THRU _____	
b. farming or market gardening?			LABOR=V17833 ASSET=V17840 \$(Edited Vars.) PER _____	FROM _____ THRU _____ FROM _____ THRU _____	
c. roomers or boarders?			LABOR=V17834 ASSET=V17841 \$(Edited Vars.) PER _____	FROM _____ THRU _____ FROM _____ THRU _____	

1) A ROOMER OR BOARDER MUST BE A NON-FU MEMBER;  
2) SOMEONE IN THIS FU MUST DO WORK FOR THIS MONEY; AND  
3) THESE WORK HOURS SHOULD HAVE BEEN REPORTED IN SECTION B OR C.

THESE WORK HOURS MUST BE REPORTED IN SECTION B OR C!

G22. INTERVIEWER CHECKPOINT

SEE B82, (P. 18) OR C74, (P. 30)--EXTRA JOBS IN 1989

A. EXTRA JOB IN 1989       B. ALL OTHERS → GO TO G25

G23. Have you included your earnings from the extra job(s) in the amounts we just talked about?

YES       NO

G24. How much did you earn from your extra jobs in 1989?  
 \$ V17829 (Edited) FROM EXTRA JOBS IN 1989

G25. Did you (HEAD) receive any other income in 1989 from rent?

WIFE'S SHARE OF ASSETS=Edited V17842

		G25		G26		G27	
		How much was it?		During which months of 1989		did you get this income?	
a. RENT	NO YES →	\$ <u>V17844 (Edited)</u>	<u>V17843 (Edited)</u>	<input type="checkbox"/> 12 MONTHS	<u>OR</u>	PER _____	FROM _____ THRU _____
b. dividends, interest, trust funds, or royalties?	NO YES →	\$ <u>V17846 (Edited)</u>	<u>V17845 (Edited)</u>	<input type="checkbox"/> 12 MONTHS	<u>OR</u>	PER _____	FROM _____ THRU _____

G28. Did you (HEAD) receive any income in 1989 from ADC or APDC?

		G28		G29		G30	
		How much was it?		During which months of 1989		did you get this income?	
a. ADC, APDC	NO YES →	\$ <u>V17859 (Edited)</u>	<u>V17902-V17913 (Edited)</u>	<input type="checkbox"/> 12 MONTHS	<u>OR</u>	PER _____	FROM _____ THRU _____
b. Supplemental Security Income?	NO YES →	\$ <u>V17862 (Edited)</u>	<u>V17861 (Edited)</u>	<input type="checkbox"/> 12 MONTHS	<u>OR</u>	PER _____	FROM _____ THRU _____
c. other welfare?	NO YES →	\$ <u>V17863 (Edited)</u>	<u>V17914-V17925 (Edited)</u>	<input type="checkbox"/> 12 MONTHS	<u>OR</u>	PER _____	FROM _____ THRU _____

G31. Did you (HEAD) (or anyone else in the family there) receive any income in 1989 from Social Security?

YES       NO → GO TO G37

	<input type="checkbox"/> 1st PERSON SEQ #	<input type="checkbox"/> 2nd PERSON SEQ #	<input type="checkbox"/> 3rd PERSON SEQ #
G32. (Who was that?)	RELATION TO HEAD	PERSON NUMBER	RELATION TO HEAD
*G33. Was that disability, retirement, survivor's benefits, or what?  HEAD=V17866 (Edited) WIFE=V17887 (Edited) ALL SOCIAL SECURITY RECEIVED BY ANY FU MEMBER MUST BE REPORTED HERE	<input type="checkbox"/> 1. DISABILITY	<input type="checkbox"/> 1. DISABILITY	<input type="checkbox"/> 1. DISABILITY
	<input type="checkbox"/> 2. RETIREMENT	<input type="checkbox"/> 2. RETIREMENT	<input type="checkbox"/> 2. RETIREMENT
	<input type="checkbox"/> 3. SURVIVOR'S BENEFITS	<input type="checkbox"/> 3. SURVIVOR'S BENEFITS	<input type="checkbox"/> 3. SURVIVOR'S BENEFITS
	OTHER (SPECIFY):	OTHER (SPECIFY):	OTHER (SPECIFY):
*G34. How much was it?	HEAD=V17865 (Edited)	WIFE=V17886 (Edited)	\$ _____
G35. During which months of 1989 did (you/he/she) get this income?	PER _____	PER _____	PER _____
	<input type="checkbox"/> 12 MONTHS <u>OR</u>	<input type="checkbox"/> 12 MONTHS <u>OR</u>	<input type="checkbox"/> 12 MONTHS <u>OR</u>
G36. Did anyone else receive any income from Social Security in 1989?	FROM _____ THRU _____	FROM _____ THRU _____	FROM _____ THRU _____
	<input type="checkbox"/> YES <input type="checkbox"/> NO	<input type="checkbox"/> YES <input type="checkbox"/> NO	<input type="checkbox"/> YES <input type="checkbox"/> NO
	ASK GO TO G32-G36 AGAIN	ASK GO TO G32-G36 AGAIN	ASK GO TO G32-G36 AGAIN

G37. Did you (HEAD) receive any income in 1989 from the Veteran's Administration for a serviceman's, (widow's,) or survivor's pension, service disability, or the GI bill?

YES       NO → NEXT PAGE, G40

G38. How much was it? \$ V17868 (Edited) PER \_\_\_\_\_

G39. During which months of 1989 did you get this income?  
 12 MONTHS OR FROM \_\_\_\_\_ THRU V17867 (Edited)

4/4

G40. Did you (HEAD) receive any income in 1989 from other retirement pay, pensions, or annuities?



G41. How much was it? \$ V17870 (Edited) PER \_\_\_\_\_

G42. During which months of 1989 did you get this income?  
 12 MONTHS  OR FROM \_\_\_\_\_ THRU V17869 (Edited)

G43. How many of these other pensions (not including Veterans Administration pensions) did you get?  
V17871 (Edited) TOTAL NUMBER OF NON-VA PENSIONS \_\_\_\_\_

G44. Did you (HEAD) receive any income in 1989 from unemployment compensation?

G46

G45 During which months of 1989 did you get this income?

	G44		G45		During which months of 1989 did you get this income?	
a. UNEMPLOYMENT COMPENSATION	NO	YES	PER <u>\$V17872 (Edited)</u>	<input type="checkbox"/> 12 MONTHS <input type="checkbox"/> OR <u>V17926-V17937 (Edited)</u>	FROM _____	THRU _____
b. workers compensation?	NO	YES	PER <u>\$V17873 (Edited)</u>	<input type="checkbox"/> 12 MONTHS <input type="checkbox"/> OR <u>V17950-V17961 (Edited)</u>	FROM _____	THRU _____
c. alimony?	NO	YES	PER <u>\$V17848 (Edited)</u>	<input type="checkbox"/> 12 MONTHS <input type="checkbox"/> OR <u>V17847 (Edited)</u>	FROM _____	THRU _____
d. child support?	NO	YES	PER <u>\$V17875 (Edited)</u>	<input type="checkbox"/> 12 MONTHS <input type="checkbox"/> OR <u>V17874 (Edited)</u>	FROM _____	THRU _____
e. help from relatives?	NO	YES	PER <u>\$V17877 (Edited)</u>	<input type="checkbox"/> 12 MONTHS <input type="checkbox"/> OR <u>V17876 (Edited)</u>	FROM _____	THRU _____
f. Anything else? (SPECIFY):	NO	YES	PER <u>\$V17879 (Edited)</u>	<input type="checkbox"/> 12 MONTHS <input type="checkbox"/> OR <u>V17878 (Edited)</u>	FROM _____	THRU _____

G47. Did anyone (else) not living with you help you (and your family) out by giving you money during 1989?



G48. How much did that amount to last year? \$ \_\_\_\_\_  
 MONEY FROM OTHERS IN 1989

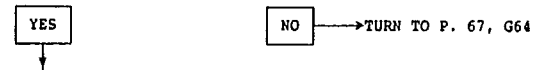
G49. INTERVIEWER CHECKPOINT

SEE FU LISTING, (P. 2 OF COVERSHEET)

A. WIFE/"WIFE" IN FU NOW

B. ALL OTHERS → TURN TO P. 67, G64

G50. Did your (wife/"WIFE") receive any income during 1989?



G51. Was any of it earnings from her work?

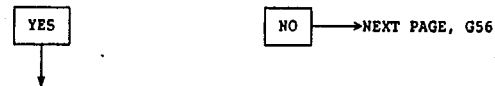


G52. How much did she earn altogether from work in 1989, that is, before anything was deducted for taxes or other things?

\$ V17836 (Edited)  
 TOTAL EARNINGS FROM WORK IN 1989

WORK HOURS MUST BE REPORTED IN SECTION D OR E FOR THIS INCOME

G53. Did she receive any unemployment compensation in 1989?



G54. How much was that? V17892 (Edited) UNEMPLOYMENT COMPENSATION IN 1989

G55. During which months of 1989 did she get this income?  
 12 MONTHS  OR FROM \_\_\_\_\_ THRU V17938-V17949 (Edited)

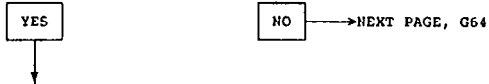
G56. Did she receive any workers compensation in 1989?



G57. How much was that? \$ V17893 (Edited) WORKERS COMPENSATION IN 1989

G58. During which months of 1989 did she get this income?  
 12 MONTHS  OR FROM \_\_\_\_\_ THRU V17962-V17973 (Edited)

G59. Did she receive any (other) income in 1989 from interest, welfare, pensions, child support, or any other source?



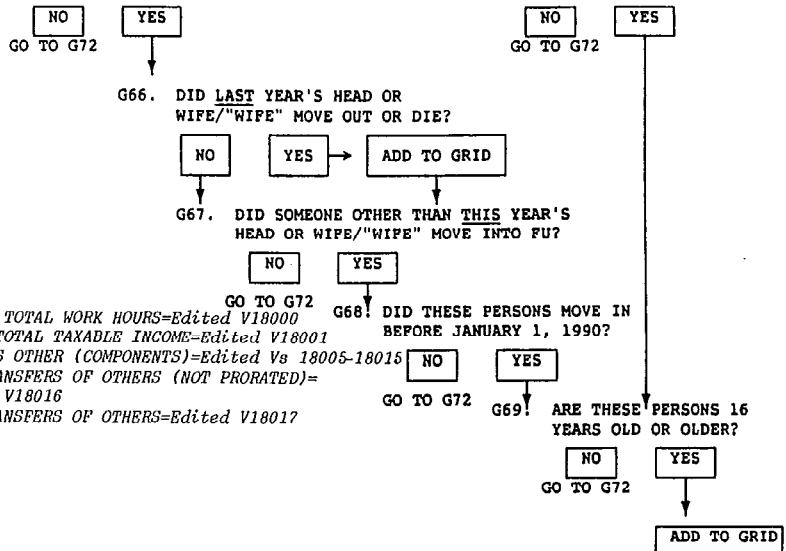
	FIRST SOURCE	SECOND SOURCE
G60. What was it from? <i>Edited Vars. 17849, 17880, 17883, 17884, 17889, 17891</i>	_____	_____
G61. How much did that amount to in 1989? <i>Edited Vars. 17895, 17897, 17899</i>	\$ _____ IN 1989	\$ _____ IN 1989
G62. During which months of 1989 did she get this income? <i>Edited Vars. 17882, 17888, 17890, 17894, 17896, 17898</i>	<input type="checkbox"/> 12 MONTHS <input type="checkbox"/> OR FROM _____ THRU _____	<input type="checkbox"/> 12 MONTHS <input type="checkbox"/> OR FROM _____ THRU _____
G63. Any other income?	<input type="checkbox"/> YES <input type="checkbox"/> NO ASK G60-G63 AGAIN NEXT PAGE, G64	<input type="checkbox"/> YES <input type="checkbox"/> NO ASK G60-G63 AGAIN NEXT PAGE, G64

TOTAL HEAD & WIFE/"WIFE" TAXABLE INCOME=Edited V17851  
 TOTAL TRANSFERS OF HEAD & WIFE/"WIFE"=Edited V17901

G64. INTERVIEWER CHECKPOINT: SEE FU LISTING, P. 2 OF COVERSHEET

REINTERVIEW (BLUE) COVERSHEET AND 1989 OPUM LABEL IS AFFIXED TO G71 GRID OR LATINO (TAN) COVERSHEET  SPLITOFF (YELLOW) OR RECONTACT (PINK) COVERSHEET

G65. DID SOMEONE MOVE IN OR OUT OR DIE?  NO GO TO G72  YES  
 G70. IS SOMEONE OTHER THAN THIS YEAR'S HEAD OR WIFE/"WIFE" INCLUDED IN FU?  NO GO TO G72  YES



OTHERS' TOTAL WORK HOURS=Edited V18000  
 OTHERS' TOTAL TAXABLE INCOME=Edited V18001  
 TRANSFERS OTHER (COMPONENTS)=Edited Vs 18005-18015  
 TOTAL TRANSFERS OF OTHERS (NOT PRORATED)=  
 Edited V18016  
 TOTAL TRANSFERS OF OTHERS=Edited V18017

G71. 1989 OPUM (OTHER FAMILY UNIT MEMBER) GRID

OTHER FU MEMBER	RELATIONSHIP TO HEAD	CURRENT AGE	PERSON NUMBER
A			
B			
C			
D			
E			
F			
G			
H			

G72. INTERVIEWER CHECKPOINT

SEE G71 GRID ABOVE--DELETE:

a) ALL PRELISTED PERSONS STILL 15 OR YOUNGER  
 b) PRELISTED G'FRIEND/B'FRIEND WHO IS NOW HEAD/WIFE/"WIFE"

IS SOMEONE STILL LISTED?  
 YES → NEXT PAGE, G73  NO → TURN TO P. 74, G92

G73.   RELATIONSHIP TO HEAD \_\_\_\_\_ AGE \_\_\_\_\_ PERSON NUMBER \_\_\_\_\_  
SEQ #

G74. INTERVIEWER CHECKPOINT

A. THIS PERSON IS DECEASED       B. THIS PERSON IS NOT DECEASED

\*G75. We would like to know about what (INDIVIDUAL) does--is (he/she) working now, looking for work, retired, a student, keeping house, or what? (CHECK ALL THAT APPLY.)

1. WORKING NOW      2. ONLY TEMPORARILY LAID OFF      3. LOOKING FOR WORK, UNEMPLOYED      4. RETIRED

5. PERMANENTLY DISABLED      6. KEEPING HOUSE      7. STUDENT

8. OTHER (SPECIFY): \_\_\_\_\_      9. DON'T KNOW

G76. During 1989 did (he/she) have a full-time or part-time job (not counting work around the house)?

FULL-TIME JOB       PART-TIME JOB       DID NOT HAVE A JOB  
NEXT PAGE, G83

	FIRST JOB	SECOND JOB
G77. What kind of work did (he/she) usually do?	_____	_____
G78. About how much money did (he/she) earn from that job last year?	\$ _____ IN 1989	\$ _____ IN 1989
G79. About how many weeks did (he/she) work on that job last year?	_____ WEEKS IN 1989	_____ WEEKS IN 1989
G80. During which months was that?	FROM _____ THRU _____	FROM _____ THRU _____
G81. During the weeks that (he/she) worked, about how many hours did (he/she) usually work per week?	_____ HOURS PER WEEK IN 1989	_____ HOURS PER WEEK IN 1989
G82. Did (he/she) have any other jobs in 1989?	<input type="checkbox"/> YES <input type="checkbox"/> NO ASK G77- G82 AGAIN      NEXT PAGE, G83	<input type="checkbox"/> YES <input type="checkbox"/> NO ASK G77- G82 AGAIN      NEXT PAGE, G83

G83. Did (he/she) have any (other) income, such as pensions, welfare, interest, gifts, or anything else, last year?

YES       NO → GO TO G88

	FIRST	SECOND
G84. What was that from?	_____	_____
G85. How much was that last year?	\$ _____ IN 1989	\$ _____ IN 1989
G86. During which months of 1989 did (he/she) get this income?	<input type="checkbox"/> 12 MONTHS <input type="checkbox"/> OR	<input type="checkbox"/> 12 MONTHS <input type="checkbox"/> OR
	FROM _____ THRU _____	FROM _____ THRU _____
G87. Any other income?	<input type="checkbox"/> YES <input type="checkbox"/> NO ASK G84-G87 AGAIN      GO TO G88	<input type="checkbox"/> YES <input type="checkbox"/> NO ASK G84-G87 AGAIN      GO TO G88

\*G88. When did (he/she) last attend school?

MONTH       1989       1990       OTHER YEAR (SPECIFY): \_\_\_\_\_  
GO TO G90

\*G89. Was (he/she) enrolled as a full-time or part-time student?

1. FULL-TIME STUDENT       3. PART-TIME STUDENT

\*G90. What is the highest grade or year of school that (he/she) has completed?

\_\_\_\_\_ GRADE/YEAR

G91. INTERVIEWER CHECKPOINT

SEE G71 GRID, (P. 67)

A. 2 OR MORE 1989 OFUMS LISTED IN G71 GRID → NEXT PAGE, G73

B. ALL OTHERS → TURN TO P. 74, G92

\*TYPE TAXABLE:      L      A

\$ TX •  • WRKHS •  •

TR •  • CODE SOCIAL SECURITY FROM G33 AND G35, P. 63      \$ TR •  •

1989 OTHER FU MEMBER B

G73.  RELATIONSHIP TO HEAD \_\_\_\_\_ AGE \_\_\_\_\_ PERSON NUMBER \_\_\_\_\_  
 SEQ #

G74. INTERVIEWER CHECKPOINT

<input type="checkbox"/> A. THIS PERSON IS DECEASED	<input type="checkbox"/> B. THIS PERSON IS NOT DECEASED
---	---

\*G75. We would like to know about what (INDIVIDUAL) does--is (he/she) working now, looking for work, retired, a student, keeping house, or what? [CHECK ALL THAT APPLY.]

1. WORKING NOW	2. ONLY TEMPORARILY LAID OFF	3. LOOKING FOR WORK, UNEMPLOYED	4. RETIRED
5. PERMANENTLY DISABLED	6. KEEPING HOUSE	7. STUDENT	
8. OTHER (SPECIFY): _____		9. DON'T KNOW	

G76. During 1989 did (he/she) have a full-time or part-time job (not counting work around the house)?

FULL-TIME JOB	PART-TIME JOB	DID NOT HAVE A JOB
---------------	---------------	--------------------

NEXT PAGE, G83

	FIRST JOB	SECOND JOB
G77. What kind of work did (he/she) usually do?	_____	_____
G78. About how much money did (he/she) earn from that job last year?	\$ _____ IN 1989	\$ _____ IN 1989
G79. About how many <u>weeks</u> did (he/she) work on that job last year?	_____ WEEKS IN 1989	_____ WEEKS IN 1989
G80. During which months was that?	FROM _____ THRU _____	FROM _____ THRU _____
G81. During the weeks that (he/she) worked, about how many hours did (he/she) usually work per week?	_____ HOURS PER WEEK IN 1989	_____ HOURS PER WEEK IN 1989
G82. Did (he/she) have any other jobs in 1989?	<input type="checkbox"/> YES <input type="checkbox"/> NO ASK G77-    NEXT PAGE,    G82 AGAIN    G83	<input type="checkbox"/> YES <input type="checkbox"/> NO ASK G77-    NEXT PAGE,    G82 AGAIN    G83

G83. Did (he/she) have any (other) income, such as pensions, welfare, interest, gifts, or anything else, last year?

YES	NO → GO TO G88
-----	----------------

	FIRST	SECOND
G84. What was that from?	_____	_____
G85. How much was that last year?	\$ _____ IN 1989	\$ _____ IN 1989
G86. During which months of 1989 did (he/she) get this income?	<input type="checkbox"/> 12 MONTHS <i>OR</i>	<input type="checkbox"/> 12 MONTHS <i>OR</i>
	FROM _____ THRU _____	FROM _____ THRU _____
G87. Any other income?	<input type="checkbox"/> YES <input type="checkbox"/> NO ASK    GO TO G84-G87    G88 AGAIN	<input type="checkbox"/> YES <input type="checkbox"/> NO ASK    GO TO G84-G87    G88 AGAIN

\*G88. When did (he/she) last attend school?

1989	1990	OTHER YEAR (SPECIFY): _____
------	------	-----------------------------

MONTH    GO TO G90

\*G89. Was (he/she) enrolled as a full-time or part-time student?

1. FULL-TIME STUDENT	3. PART-TIME STUDENT
----------------------	----------------------

\*G90. What is the highest grade or year of school that (he/she) has completed?

\_\_\_\_\_ GRADE/YEAR

G91. INTERVIEWER CHECKPOINT

SEE G71 GRID, (P. 67)

A. 3 OR MORE 1989 OFUMS LISTED IN G71 GRID → NEXT PAGE, G73

B. ALL OTHERS → TURN TO P. 74, G92

*TYPE TAXABLE    L    A	
\$ TX • <input type="checkbox"/> <input type="checkbox"/> <input type="checkbox"/> <input type="checkbox"/> <input type="checkbox"/> <input type="checkbox"/> <input type="checkbox"/> <input type="checkbox"/>	• <input type="checkbox"/> WRKHS • <input type="checkbox"/> <input type="checkbox"/> <input type="checkbox"/> <input type="checkbox"/> <input type="checkbox"/> <input type="checkbox"/>
TR • <input type="checkbox"/> <input type="checkbox"/>	*CODE SOCIAL SECURITY FROM G33 AND G35, P. 63    \$ TR • <input type="checkbox"/> <input type="checkbox"/> <input type="checkbox"/> <input type="checkbox"/> <input type="checkbox"/> <input type="checkbox"/>



G73.   RELATIONSHIP TO HEAD \_\_\_\_\_ AGE \_\_\_\_\_ PERSON NUMBER \_\_\_\_\_  
SEQ #

G74. INTERVIEWER CHECKPOINT

A. THIS PERSON IS DECEASED       B. THIS PERSON IS NOT DECEASED

\*G75. We would like to know about what (INDIVIDUAL) does--is (he/she) working now, looking for work, retired, a student, keeping house, or what? [CHECK ALL THAT APPLY.]

- |  |   |  |                                     |
|--|---|--|-------------------------------------|
| <input type="checkbox"/> 1. WORKING NOW          | <input type="checkbox"/> 2. ONLY TEMPORARILY LAID OFF | <input type="checkbox"/> 3. LOOKING FOR WORK, UNEMPLOYED | <input type="checkbox"/> 4. RETIRED |
| <input type="checkbox"/> 5. PERMANENTLY DISABLED | <input type="checkbox"/> 6. KEEPING HOUSE             | <input type="checkbox"/> 7. STUDENT                      |                                     |
| <input type="text"/> 8. OTHER (SPECIFY):         |   | <input type="checkbox"/> 9. DON'T KNOW                   |                                     |

G76. During 1989 did (he/she) have a full-time or part-time job (not counting work around the house)?

- FULL-TIME JOB       PART-TIME JOB       DID NOT HAVE A JOB  
NEXT PAGE, G83

	FIRST JOB	SECOND JOB
G77. What kind of work did (he/she) usually do?	_____	_____
G78. About how much money did (he/she) earn from that job last year?	\$ _____ IN 1989	\$ _____ IN 1989
G79. About how many weeks did (he/she) work on that job last year?	_____ WEEKS IN 1989	_____ WEEKS IN 1989
G80. During which months was that?	FROM _____ THRU _____	FROM _____ THRU _____
G81. During the weeks that (he/she) worked, about how many hours did (he/she) usually work per week?	_____ HOURS PER WEEK IN 1989	_____ HOURS PER WEEK IN 1989
G82. Did (he/she) have any other jobs in 1989?	<input type="checkbox"/> YES <input type="checkbox"/> NO	<input type="checkbox"/> YES <input type="checkbox"/> NO
	ASK G77- NEXT PAGE, G82 AGAIN      G83	ASK G77- NEXT PAGE, G82 AGAIN      G83

G83. Did (he/she) have any (other) income, such as pensions, welfare, interest, gifts, or anything else, last year?

YES       NO → GO TO G88

	FIRST	SECOND
G84. What was that from?	_____	_____
G85. How much was that last year?	\$ _____ IN 1989	\$ _____ IN 1989
G86. During which months of 1989 did (he/she) get this income?	<input type="checkbox"/> 12 MONTHS OR FROM _____ THRU _____	<input type="checkbox"/> 12 MONTHS OR FROM _____ THRU _____
G87. Any other income?	<input type="checkbox"/> YES <input type="checkbox"/> NO ASK G84-G87 AGAIN      GO TO G88	<input type="checkbox"/> YES <input type="checkbox"/> NO ASK G84-G87 AGAIN      GO TO G88

\*G88. When did (he/she) last attend school?

MONTH       1989       1990       OTHER YEAR (SPECIFY): \_\_\_\_\_  
GO TO G90

\*G89. Was (he/she) enrolled as a full-time or part-time student?

1. FULL-TIME STUDENT       3. PART-TIME STUDENT

\*G90. What is the highest grade or year of school that (he/she) has completed?

\_\_\_\_\_ GRADE/YEAR

G91. INTERVIEWER CHECKPOINT

SEE G71 GRID, (P. 67)

- A. 4 OR MORE 1989 OPUMS LISTED IN G71 GRID → TURN TO BLUE 1989 OPUM SUPPLEMENT
- B. ALL OTHERS → NEXT PAGE, G92

\*TYPE TAXABLE L A

\$ TX •       •  WRKHRS •     •

TR •   • CODE SOCIAL SECURITY FROM G33 AND G35, P. 63      \$ TR •     •

ASK EVERYONE

G92 INTERVIEWER CHECKPOINT

SEE FL LISTING, (P. 2 OF COVERSHEET)  
 DFUMS IN FU IN 1989

A. ARE NOW AGE 15 OR YOUNGER  
 E. ALL OTHERS  
 NEXT PAGE, G92

C. NO DFUMS IN FU  
 NEXT PAGE, G92

G93 Did anyone else 15 or younger living there in 1989 have any income in 1989?

YES NO → NEXT PAGE, G99

G94 Who was that? (LIST EACH PERSON AND ASK G95-G96)	G95 About how much was that?	G96 What was that from?	G97 [IF WORK MENTIONED AT G96] About how many hours of work was that?	G98 Did anyone else 15 or younger living there in 1989 have any income in 1989?
RELATIONSHIP TO HEAD	\$ IN 1989		HOURS IN 1989	YES ASK G94-G98 AGAIN NO NEXT PAGE, G99
AGE PERSON NO.				
RELATIONSHIP TO HEAD	\$ IN 1989		HOURS IN 1989	YES ASK G94-G98 AGAIN NO NEXT PAGE, G99
AGE PERSON NO.				
RELATIONSHIP TO HEAD	\$ IN 1989		HOURS IN 1989	YES ASK G94-G98 AGAIN NO NEXT PAGE, G99
AGE PERSON NO.				

SEQ #	TYPE TAXABLE	L	A	SEQ #	TYPE TAXABLE	L	A	SEQ #	TYPE TAXABLE	L	A
	STX				STX				STX		
	WRKHRS				WRKHRS				WRKHRS		
	TYPE TRANSFER				TYPE TRANSFER				TYPE TRANSFER		
	CODE SOC SEC FR. G33/G35, P. 63				CODE SOC SEC FR. G33/G35, P. 63				CODE SOC SEC FR. G33/G35, P. 63		
	STR				STR				STR		

\*G99. Did you (or anyone else in your family living there) get any other money in 1989-- like a big settlement from an insurance company, or an inheritance?

V18708 1. YES 5. NO → GO TO G102

\*G100. How much did that amount to?  
 \$ \_\_\_\_\_ IN 1989  
 V18709 LUMP SUM

\*G101. How much of that was an inheritance?  
 \$ \_\_\_\_\_ IN 1989  
 V18710 INHERITANCE

\*G102. Some people have expenses they can itemize and deduct on their income tax. Did you itemize deductions on your 1989 federal income tax, such as property taxes, interest payments, and charitable contributions?

1. YES 5. NO 5. DID/WILL NOT FILE

\*G103. In 1989, did you give any money toward the support of anyone who was not living with you at the time?

1. YES 5. NO → NEXT PAGE, SECTION H

\*G104. How many people was that? V18713  
 \*G105. Who (was that/were they)? FIRST MENTION=V18714, SECOND MENTION=V18715, THIRD MENTION=V18716  
 RELATIONSHIP TO HEAD

G106. How much money was that altogether in 1989? \$ V17852 (Edited) IN 1989

\*G107. Was any of that child support?  
 V18717

1. YES 5. NO → GO TO G109

G108. How much did that child support amount to in 1989? \$ V17853 (Edited) IN 1989

\*G109. Was any of the money you gave in 1989 alimony?  
 V18718

1. YES 5. NO → GO TO G111

G110. How much did that alimony amount to in 1989? \$ V17854 (Edited) IN 1989

G111. INTERVIEWER CHECKPOINT

SEE G104 ABOVE--NUMBER OF PERSONS SUPPORTED

2 OR MORE PERSONS ONLY 1 PERSON # EXTRA DEDUCTIONS FOR BLINDNESS OR AGE 65 OR OLDER=Edited V17855

\*G112. Were any of those people dependent on you for more than half of their total support?  
 V18719

1. YES 5. NO  
 NEXT PAGE, SECTION H

\*G114. Was that person dependent on you for more than half of (his/her) total support?  
 # OF EXEMPTIONS=Edited V17856

1. YES 5. NO  
 NEXT PAGE, SECTION H

\*G113. How many people was that? V18720  
 NEXT PAGE, SECTION H

SECTION H: HEALTH

•H1. Now I have a few questions about your health, including any serious limitations you might have. Would you (HEAD) say your health in general is excellent, very good, good, fair, or poor?  
V18721

1. EXCELLENT    2. VERY GOOD    3. GOOD    4. FAIR    5. POOR    6. DON'T KNOW

•H2. Do you (HEAD) have any physical or nervous condition that limits the type of work or the amount of work you can do?  
V18722

1. YES    5. NO → GO TO H5

•H3. Does this condition keep you from doing some types of work?  
V18723

1. YES    5. NO    6. DON'T KNOW    7. CAN DO NOTHING (VOL) → GO TO H5

•H4. For work you can do, how much does it limit the amount of work you can do -- a lot, somewhat, or just a little?  
V18724

1. A LOT    3. SOMEWHAT    5. JUST A LITTLE    7. NOT AT ALL (VOL)

INTERVIEWER: SELECT PROPER TERM FOR H5 FROM LIST OF STATES BELOW:

MEDICAID: AL, AK, AZ, AR, CT, DE, DC, FL, GA, HI, ID, IL, IN, IA, KS, KY, LA, ME, MD, MN, MS, MO, NE, NV, NJ, NM, NY, NC, OH, OR, SC, TN, TX, VA, WA, WV

MEDI-CAL: CA

MEDICAL ASSISTANCE: HI, MT, NH, PA, RI, SD, UT, VT, WI, WY

WELFARE: CO, MA, ND

MEDICAL SERVICES: OK

•H5. Is anyone in your family living there covered by (Medicaid/Medi-Cal/Medical Assistance/Welfare/Medical Services)? [DO NOT INCLUDE MEDICARE]  
V18725

1. YES    5. NO → NEXT PAGE, H7

•H6. Who is covered? [LIST ALL FAMILY MEMBERS COVERED]

RELATION TO HEAD	SEX	AGE	PERSON NUMBER	SEQ #

•H7. INTERVIEWER CHECKPOINT  
V18726

SEE FU LISTING, (P. 2 OF COVERSHEET)

1. WIFE/"WIFE" IN FU NOW	5. ALL OTHERS → GO TO H12
--------------------------	---------------------------

•H8. Now I have a few questions about your (wife's/"WIFE's") health. Would you say her health in general is excellent, very good, good, fair, or poor?  
V18727

1. EXCELLENT    2. VERY GOOD    3. GOOD    4. FAIR    5. POOR    8. DON'T KNOW

•H9. Does your (wife/"WIFE") have any physical or nervous condition that limits the type of work or the amount of work she can do?  
V18728

1. YES    5. NO → GO TO H12

•H10. Does this condition keep her from doing some types of work?  
V18729

1. YES    5. NO    8. DON'T KNOW    7. CAN DO NOTHING (VOL) → GO TO H12

•H11. For work she can do, how much does it limit the amount of work she can do -- a lot, somewhat, or just little?  
V18730

1. A LOT    3. SOMEWHAT    5. JUST A LITTLE    7. NOT AT ALL (VOL)

•H12. INTERVIEWER CHECKPOINT  
V18731

SEE FU LISTING (P. 2 OF COVERSHEET)

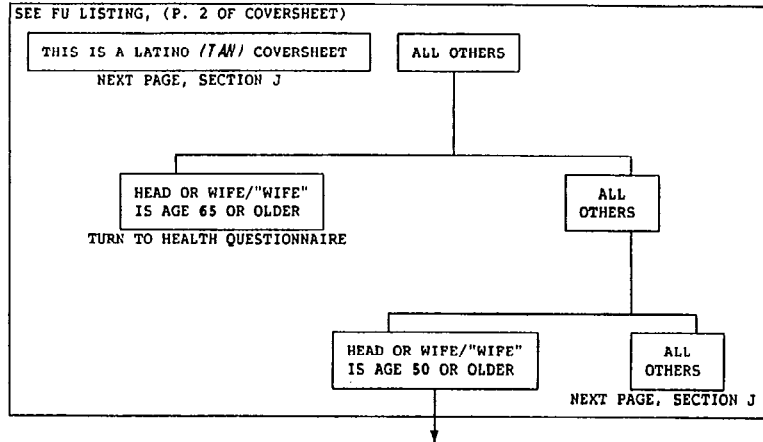
1. SOMEONE IN FU OTHER THAN HEAD AND WIFE/"WIFE"	5. ALL OTHERS → NEXT PAGE, H15
--	--------------------------------

•H13. How about the rest of your family living there--are any of them not in good health?  
V18732

1. YES    5. NO → NEXT PAGE, H15

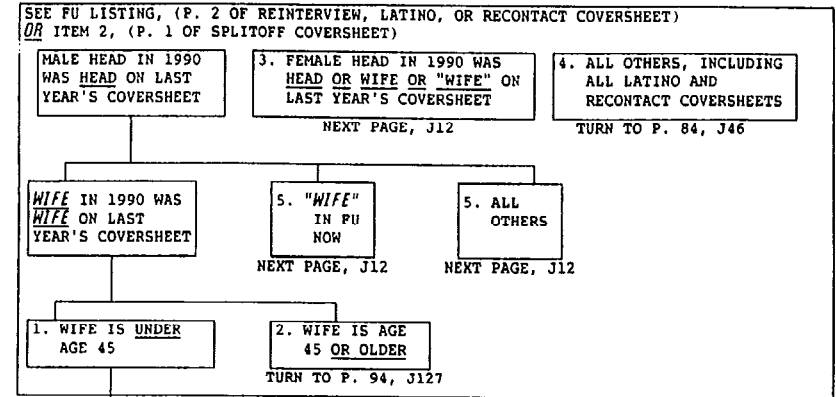
•H14. Who is that?

RELATION TO HEAD	SEX	AGE	PERSON NUMBER	SEQ #

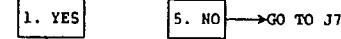


H16. The National Institute on Aging, a government research agency, has funded a study which calls for sending each of our respondents age 50 or over a supplemental questionnaire on their health experiences. Your cooperation in filling it out is, of course, voluntary and does not affect your participation in the main study. There will be a small gift sent to those who fill out and return the supplemental questionnaire.


•J1. INTERVIEWER CHECKPOINT



•J2. We are updating the information we collected last year. Have you and your wife had any children since January 1989?  
[DO NOT COUNT STILLBIRTHS, STEPCHILDREN, OR ADOPTED CHILDREN]



•J3. How many is that?

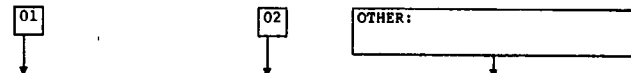


J4. What is the child's name?	J5. So that I can tell these children apart in the next few questions, can you give me their names?
J6. PRINT NAME(S) ON PEEL-OFF LABELS, ONE NAME TO EACH LABEL. TURN TO GREEN OWN CHILDREN SUPPLEMENT	

•J7. Have you or your wife legally adopted any children since January 1989?



•J8. How many is that?



J9. What is the child's name?	J10. So that I can tell these children apart in the next few questions, can you give me their names?
J11. PRINT NAME(S) ON PEEL-OFF LABELS, ONE NAME TO EACH LABEL. TURN TO GOLD ADOPTED CHILDREN SUPPLEMENT	

52

J12. INTERVIEWER CHECKPOINT

SEE A3, (P. 1)--HEAD'S MARITAL STATUS

MARRIED	WIDOWED	DIVORCED; MARRIAGE ANNULLED	SEPARATED	NEVER MARRIED
---------	---------	-----------------------------	-----------	---------------

MARRIED: NEXT PAGE, J19  
 WIDOWED, DIVORCED; MARRIAGE ANNULLED, SEPARATED: TURN TO P. 82, J26  
 NEVER MARRIED: TURN TO P. 83, J35

\*J13. In what month and year did you last get married?

MONTH \_\_\_\_\_  
 1989 1990 OTHER YEAR: \_\_\_\_\_  
 TURN TO P. 83, J35

\*J14. What (is/was) your (husband's/wife's) name?  
 [ACCEPT ANY NAME--DO NOT PROBE.  
 PRINT NAME ON PEEL-OFF LABEL.]

PLACE PEEL-OFF LABEL HERE

• [ ] [ ] [ ] [ ] [ ] [ ] 68 ID  
 • [ ] [ ] [ ] [ ] [ ] [ ] PN

\*J15. Before that, were you widowed, divorced, separated, or had you never been married?

3. WIDOWED	4. DIVORCED; MARRIAGE ANNULLED	2. NEVER MARRIED	OTHER (SPECIFY):
------------	--------------------------------	------------------	------------------

3. WIDOWED, 4. DIVORCED; MARRIAGE ANNULLED, 2. NEVER MARRIED: TURN TO P. 83, J35

\*J16. In what month and year were you widowed?

MONTH \_\_\_\_\_ YEAR \_\_\_\_\_

TURN TO P. 83, J35

\*J17. In what month and year did your (divorce/annulment) become final?

MONTH \_\_\_\_\_ YEAR \_\_\_\_\_

\*J18. In what month and year did you stop living together?

MONTH \_\_\_\_\_ YEAR \_\_\_\_\_

TURN TO P. 83, J35

[IF HEAD IS WIDOWED]

\*J19. In what month and year were you widowed?

MONTH \_\_\_\_\_  
 1989 1990 OTHER YEAR: \_\_\_\_\_  
 TURN TO P. 83, J35

\*J20. In what month and year did you last get married?

MONTH \_\_\_\_\_  
 1989 1990 OTHER YEAR: \_\_\_\_\_  
 TURN TO P. 83, J35

\*J21. What was your (husband's/wife's) name?  
 [ACCEPT ANY NAME--DO NOT PROBE.  
 PRINT NAME ON PEEL-OFF LABEL.]

PLACE PEEL-OFF LABEL HERE

• [ ] [ ] [ ] [ ] [ ] [ ] 68 ID  
 • [ ] [ ] [ ] [ ] [ ] [ ] PN

\*J22. Before that, were you widowed, divorced, separated, or had you never been married?

3. WIDOWED	4. DIVORCED; MARRIAGE ANNULLED	2. NEVER MARRIED	OTHER (SPECIFY):
------------	--------------------------------	------------------	------------------

2. NEVER MARRIED: TURN TO P. 83, J35

\*J23. In what month and year were you widowed?

MONTH \_\_\_\_\_ YEAR \_\_\_\_\_

TURN TO P. 83, J35

\*J24. In what month and year did your (divorce/annulment) become final?

MONTH \_\_\_\_\_ YEAR \_\_\_\_\_

\*J25. In what month and year did you stop living together?

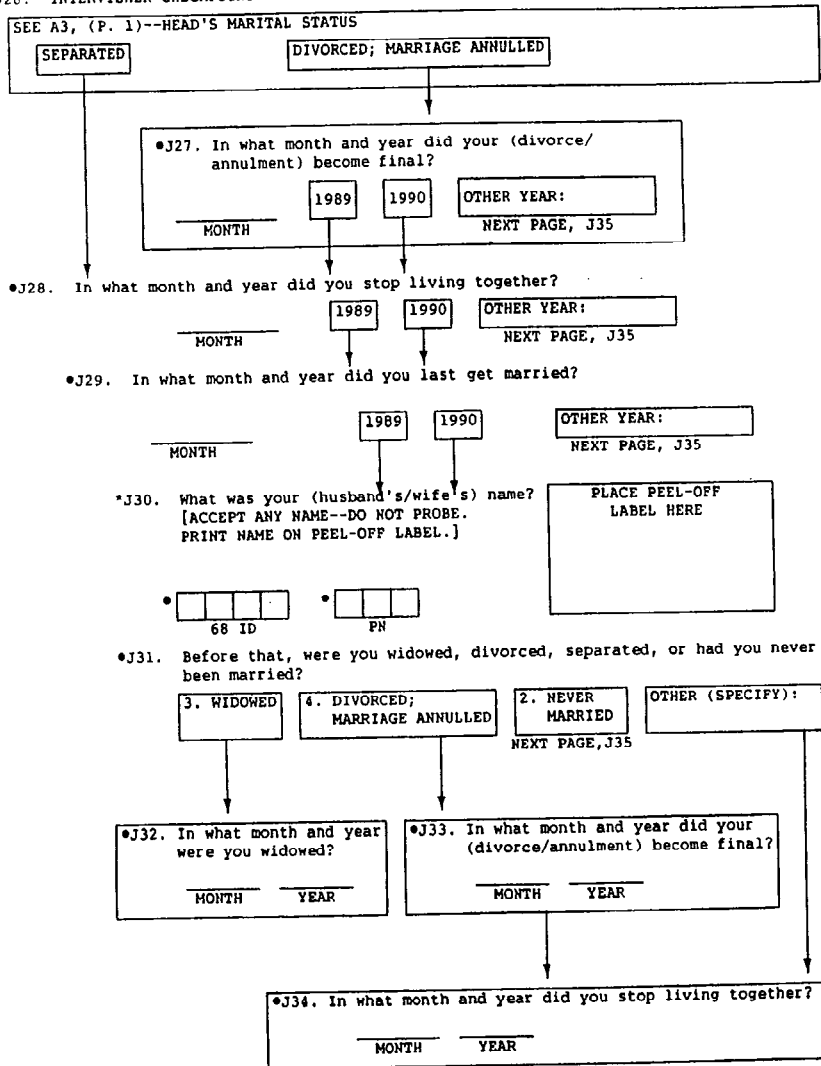
MONTH \_\_\_\_\_ YEAR \_\_\_\_\_

TURN TO P. 83, J35

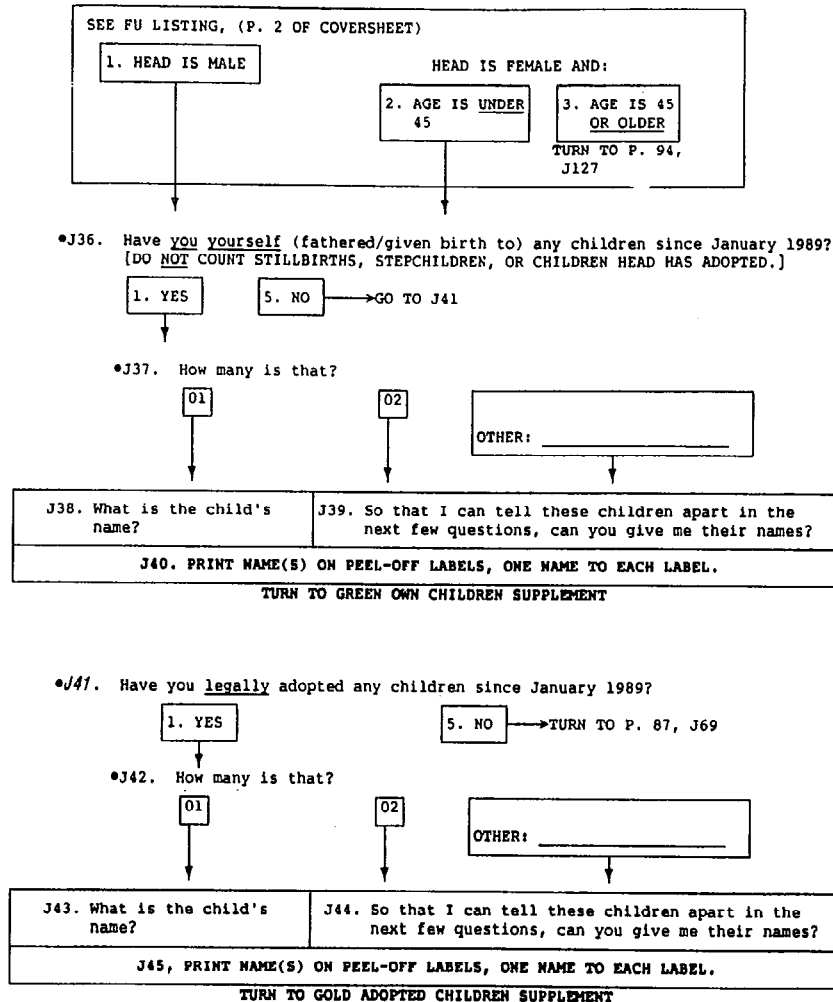
53

[IF HEAD IS DIVORCED OR SEPARATED]

J26. INTERVIEWER CHECKPOINT



•J35. INTERVIEWER CHECKPOINT



J46. INTERVIEWER CHECKPOINT

SEE A3, (P. 1)--HEAD'S MARITAL STATUS

A. HEAD HAS NEVER BEEN MARRIED → TURN TO P. 86, J60

B. ALL OTHERS

\*J47. Now I'd like to ask about your (HEAD'S) family history. Altogether, how many times have you been married?

1. ONCE  
NEXT PAGE, J54

2. TWICE

OTHER: \_\_\_\_\_  
NUMBER OF TIMES

HEAD'S FIRST MARRIAGE

\*J48. In what month and year did you get married for the first time?

MONTH \_\_\_\_\_ YEAR \_\_\_\_\_

PLACE PEEL-OFF LABEL HERE

\*J49. What was your first (husband's/wife's) name?  
[ACCEPT ANY NAME--DO NOT PROBE. PRINT NAME ON PEEL-OFF LABEL.]

•     68 ID      •     PH

\*J50. Did that marriage end in widowhood, divorce, or what?

3. WIDOWHOOD      4. DIVORCE, ANNULMENT      OTHER (SPECIFY): \_\_\_\_\_

\*J51. In what month and year were you widowed?

MONTH \_\_\_\_\_ YEAR \_\_\_\_\_

\*J52. In what month and year did your (divorce/annulment) become final?

MONTH \_\_\_\_\_ YEAR \_\_\_\_\_

\*J53. In what month and year did you stop living together?

MONTH \_\_\_\_\_ YEAR \_\_\_\_\_

\*J54. In what month and year did you (last) get married?

MONTH \_\_\_\_\_ YEAR \_\_\_\_\_

PLACE PEEL-OFF LABEL HERE

\*J55. [IF NOT CLEAR] What (is/was) your (husband's/wife's) name?  
[ACCEPT ANY NAME--DO NOT PROBE. PRINT NAME ON PEEL-OFF LABEL.]

•     68 ID      •     PH

J56. INTERVIEWER CHECKPOINT

SEE A3, (P. 1)--HEAD'S MARITAL STATUS

MARRIED → NEXT PAGE, J60

---

WIDOWED → \*J57. In what month and year were you widowed?

MONTH \_\_\_\_\_ YEAR \_\_\_\_\_

NEXT PAGE, J60

---

DIVORCED; MARRIAGE ANNULLED → \*J58. In what month and year did your (divorce/annulment) become final?

MONTH \_\_\_\_\_ YEAR \_\_\_\_\_

SEPARATED → \*J59. In what month and year did you stop living together?

MONTH \_\_\_\_\_ YEAR \_\_\_\_\_

NEXT PAGE, J60

•J60. Now, we would like to ask about births of children. How many children have you yourself (HEAD) ever (fathered/given birth to)?  
 [DO NOT COUNT STILLBIRTHS, STEPCHILDREN, OR CHILDREN HEAD HAS ADOPTED]

00. NONE  
 GO TO J64

01

02

OTHER: \_\_\_\_\_

J61. What is the child's name?

J62. So that I can tell these children apart in the next few questions, can you give me their names?

J63. PRINT NAME(S) ON PEEL-OFF LABELS, ONE NAME TO EACH LABEL.

TURN TO GREEN OWN CHILDREN SUPPLEMENT

•J64. Have you (HEAD) ever legally adopted any children?

1. YES

5. NO

→NEXT PAGE, J69

•J65. How many altogether?

01

02

OTHER: \_\_\_\_\_

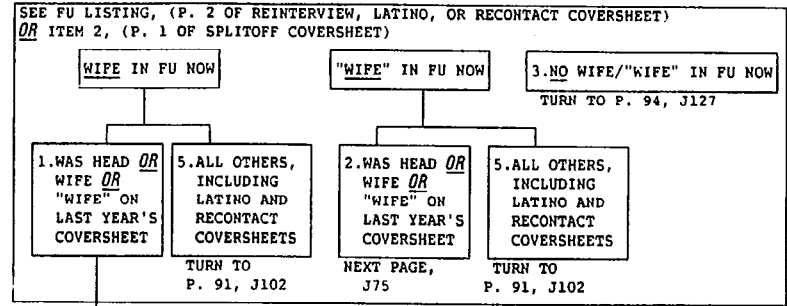
J66. What is the child's name?

J67. So that I can tell these children apart in the next few questions, can you give me their names?

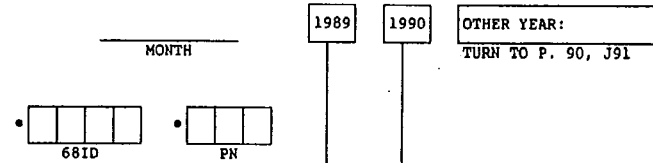
J68. PRINT NAME(S) ON PEEL-OFF LABELS, ONE NAME TO EACH LABEL.

TURN TO GOLD ADOPTED CHILDREN SUPPLEMENT

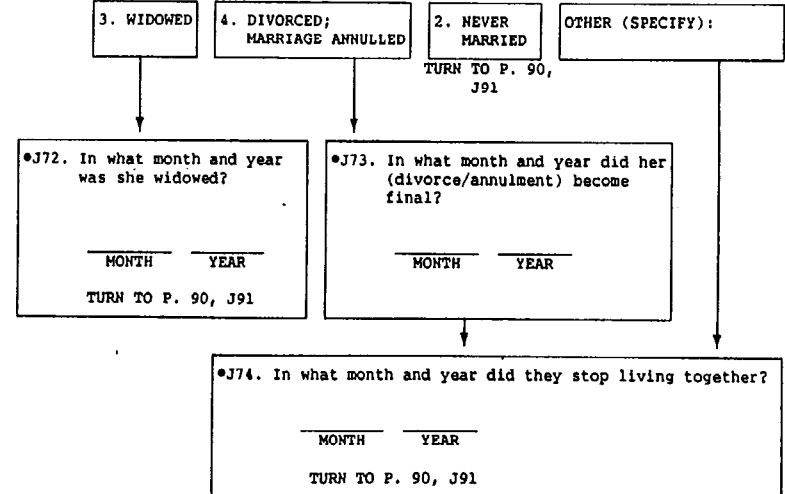
•J69. INTERVIEWER CHECKPOINT



•J70. Please tell me again, in what month and year did you and your wife last get married?



•J71. Before that, was she widowed, divorced, separated, or had she never been married?





•J75. Is your ("WIFE") married, widowed, divorced, separated, or has she never been married?

1. MARRIED  
 3. WIDOWED  
 NEXT PAGE, J84  
 4. DIVORCED, ANNULMENT  
 5. SEPARATED  
 2. NEVER MARRIED  
 TURN TO P. 90, J91

•J76. In what month and year did her (divorce/annulment) become final?  
 MONTH 1989 1990 OTHER YEAR:  
 TURN TO P. 90, J91

•J77. In what month and year did she and her (former) husband stop living together?

MONTH 1989 1990 OTHER YEAR:  
 TURN TO P. 90, J91

•J78. In what month and year did they last get married?

MONTH 1989 1990 OTHER YEAR:  
 TURN TO P. 90, J91

\*J79. What was her husband's name?  
 [ACCEPT ANY NAME--DO NOT PROBE.  
 PRINT NAME ON PEEL-OFF LABEL.]

• 68 ID • PH

PLACE PEEL-OFF LABEL HERE

•J80. Before that, was she widowed, divorced, separated, or had she never been married?

3. WIDOWED 4. DIVORCED; MARRIAGE ANNULLED 2. NEVER MARRIED OTHER (SPECIFY):  
 TURN TO P. 90, J91

•J81. In what month and year was she widowed?  
 MONTH YEAR  
 TURN TO P. 90, J91

•J82. In what month and year did her (divorce/annulment) become final?  
 MONTH YEAR

•J83. In what month and year did they stop living together?  
 MONTH YEAR  
 TURN TO P. 90, J91

[IF "WIFE" IS WIDOWED]

•J84. In what month and year was she widowed?

MONTH 1989 1990 OTHER YEAR:  
 NEXT PAGE, J91

•J85. In what month and year did she and her husband last get married?

MONTH 1989 1990 OTHER YEAR:  
 NEXT PAGE, J91

\*J86. What was her husband's name?  
 [ACCEPT ANY NAME--DO NOT PROBE.  
 PRINT NAME ON PEEL-OFF LABEL.]

• 68 ID • PH

PLACE PEEL-OFF LABEL HERE

•J87. Before that, was she widowed, divorced, separated, or had she never been married?

3. WIDOWED 4. DIVORCED; MARRIAGE ANNULLED 2. NEVER MARRIED OTHER (SPECIFY):  
 NEXT PAGE, J91

•J88. In what month and year was she widowed?  
 MONTH YEAR

•J89. In what month and year did her (divorce/annulment) become final?  
 MONTH YEAR

•J90. In what month and year did they stop living together?  
 MONTH YEAR

\*J91. INTERVIEWER CHECKPOINT

SEE FU LISTING, (P. 2 OF COVERSHEET)

1. WIFE OR "WIFE" IS UNDER AGE 45	2. WIFE OR "WIFE" IS AGE 45 OR OLDER TURN TO P. 94, J127
-----------------------------------	---

\*J92. Has your (wife/"WIFE") given birth to any children since January 1989?  
[DO NOT COUNT STILLBIRTHS, STEPCHILDREN, OR CHILDREN WIFE/"WIFE" HAS ADOPTED]

1. YES      5. NO → GO TO J97

\*J93. How many is that?

01      02      OTHER: \_\_\_\_\_

J94. What is the child's name?	J95. So that I can tell these children apart in the next few questions, can you give me their names?
J96. PRINT NAME(S) ON PEEL-OFF LABELS, ONE NAME TO EACH LABEL. TURN TO GREEN OWN CHILDREN SUPPLEMENT	

\*J97. Has your (wife/"WIFE") legally adopted any children since January 1989?

1. YES      5. NO → TURN TO P. 94, J127

\*J98. How many is that?

01      02      OTHER: \_\_\_\_\_

J99. What is the child's name?	J100. So that I can tell these children apart in the next few questions, can you give me their names?
J101. PRINT NAME(S) ON PEEL-OFF LABELS, ONE NAME TO EACH LABEL. TURN TO GOLD ADOPTED CHILDREN SUPPLEMENT	

J102. Now I'd like to ask about your (wife's/"WIFE'S") family history.

\*J103. INTERVIEWER CHECKPOINT

SEE FU LISTING, (P. 2 OF COVERSHEET)

1. HEAD HAS WIFE IN FU NOW GO TO J105	2. HEAD HAS "WIFE" IN FU NOW
--	------------------------------

\*J104. Is your ("WIFE") married, widowed, divorced, separated, or has she never been married?

1. MARRIED      3. WIDOWED      4. DIVORCED, ANNULMENT      5. SEPARATED      2. NEVER MARRIED

TURN TO P. 93, J118

\*J105. Altogether, how many times has she been married?

1. ONCE      2. TWICE      OTHER: \_\_\_\_\_  
NEXT PAGE, J112      NUMBER OF TIMES

WIFE'S/"WIFE'S" FIRST MARRIAGE

\*J106. In what month and year did she get married for the first time?

\_\_\_\_ MONTH \_\_\_\_ YEAR

PLACE PEEL-OFF LABEL HERE

\*J107. What was her first husband's name?  
[ACCEPT ANY NAME--DO NOT PROBE.  
PRINT NAME ON PEEL-OFF LABEL.]

• [ ] [ ] [ ] [ ]      • [ ] [ ] [ ] [ ]  
68 ID      PN

\*J108. Did that marriage end in widowhood, divorce, or what?

3. WIDOWHOOD      4. DIVORCE, ANNULMENT      OTHER (SPECIFY): \_\_\_\_\_

\*J109. In what month and year was she widowed?

\_\_\_\_ MONTH \_\_\_\_ YEAR

\*J110. In what month and year did her (divorce/annulment) become final?

\_\_\_\_ MONTH \_\_\_\_ YEAR

\*J111. In what month and year did they stop living together?

\_\_\_\_ MONTH \_\_\_\_ YEAR

\*J112. (Please tell me again,) in what month and year (did you and she/did she) (last) get married?

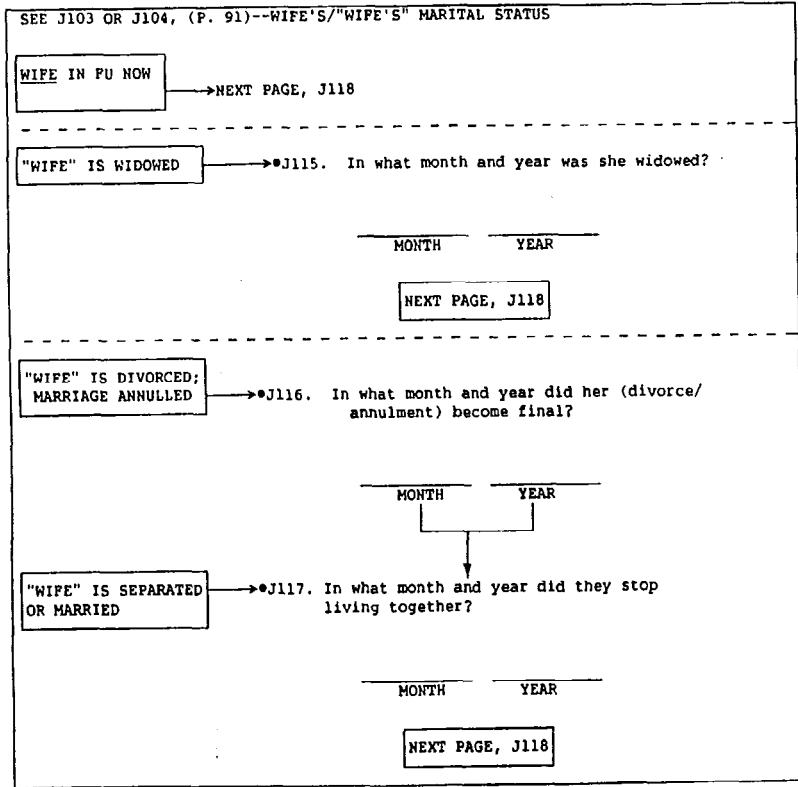
MONTH YEAR

PLACE PEEL-OFF LABEL HERE

\*J113. [IF NOT CLEAR] What (is/was) her husband's name? [ACCEPT ANY NAME--DO NOT PROBE. PRINT NAME ON PEEL-OFF LABEL.]

68 ID PH

J114. INTERVIEWER CHECKPOINT



\*J118. Now, we would like to ask about births of children. How many children has your (wife/"WIFE") ever given birth to? [DO NOT COUNT STILLBIRTHS, STEPCHILDREN OR CHILDREN WIFE/"WIFE" HAS ADOPTED]

00. NONE GO TO J122  
01  
02  
OTHER: \_\_\_\_\_

J119. What is the child's name? J120. So that I can tell these children apart in the next few questions, can you give me their names?  
J121. PRINT NAME(S) ON PEEL-OFF LABELS, ONE NAME TO EACH LABEL.  
TURN TO GREEN OWN CHILDREN SUPPLEMENT

\*J122. Has your (wife/"WIFE") ever legally adopted any children?  
1. YES 5. NO --> NEXT PAGE, J127

\*J123. How many altogether?  
01 02  
OTHER: \_\_\_\_\_

J124. What is the child's name? J125. So that I can tell these children apart in the next few questions, can you give me their names?  
J126. PRINT NAME(S) ON PEEL-OFF LABELS, ONE NAME TO EACH LABEL.  
TURN TO GOLD ADOPTED CHILDREN SUPPLEMENT

•J127. INTERVIEWER CHECKPOINT

SEE FU LISTING, (P. 2 OF COVERSHEET)

1. SOMEONE IN FU NOW IS AGE 12 THROUGH 44 (OTHER THAN HEAD AND WIFE/"WIFE")	5. ALL OTHERS
--	---------------

NEXT PAGE, SECTION K

[IF NON-FU MEMBERS IN HU]: In the following questions, we will be talking about persons living there, excluding (READ NAMES OF NON-FU MEMBERS FROM COVERSHEET).

•J128. Other than you (or your wife/"WIFE"), has anyone under age 45 in your family living there ever had any children?

1. YES      5. NO → GO TO J130

J129. Who is that? [LIST IN GRID AT J132]

•J130. Other than you (or your wife/"WIFE"), has (INDIVIDUAL MENTIONED or) anyone (else) in your family living there under age 45 ever been married at some time?

1. YES      5. NO → GO TO J133

J131. Who is that? [LIST ANY ADDITIONAL INDIVIDUALS IN GRID AT J132]

J132. OTHER FU MEMBERS UNDER AGE 45 WHO HAVE HAD CHILDREN OR BEEN MARRIED

OTHER FU MEMBER	RELATIONSHIP TO HEAD	CURRENT AGE	PERSON NUMBER
A			
B			
C			
D			

J133. INTERVIEWER CHECKPOINT

SEE J132 GRID ABOVE--REMEMBER TO ASK BOTH J128 AND J130 BEFORE MARKING THIS CHECKPOINT!!!

<input type="checkbox"/> A. SOMEONE IS LISTED IN J132 GRID	<input type="checkbox"/> B. ALL OTHERS
--	--

NEXT PAGE, SECTION K

COMPLETE A BOOKLET FOR MARRIAGE HISTORY AND CHILDREN OF OTHER FU MEMBERS FOR EACH PERSON LISTED IN GRID

X1. INTERVIEWER CHECKPOINT

SEE FU LISTING, (P. 2 OF COVERSHEET)

THIS IS LATINO (TANI) COVERSHEET	ALL OTHERS
----------------------------------	------------

TURN TO P. 103, SECTION L

HEAD'S BIRTH YEAR IS 1967 OR EARLIER	HEAD'S BIRTH YEAR IS 1968 OR LATER
--------------------------------------	------------------------------------

<p>*K2. Our study started in 1968, and we need to know if the people we interview were living in the U. S. at that time. Have you ever lived outside the U. S. for at least a year?</p> <p>1. YES      5. NO</p> <p>GO TO K7</p>	<p>*K5. Our study started in 1968, and we need to know if parents of the people we interview were living in the U. S. at that time. Did your mother live in the U. S. in 1968?</p> <p>1. YES      5. NO</p> <p>GO TO K7</p>
<p>*K3. Did you live in the U. S. at all in 1968?</p> <p>1. YES      5. NO</p>	<p>*K6. Did your father live in the U. S. in 1968?</p> <p>1. YES      5. NO</p>
<p>*K4. In what year did you come to the U. S. to stay?</p> <p>OR</p> <p>YEAR      OR      AGE</p> <p>GO TO K7</p>	

K7. INTERVIEWER CHECKPOINT

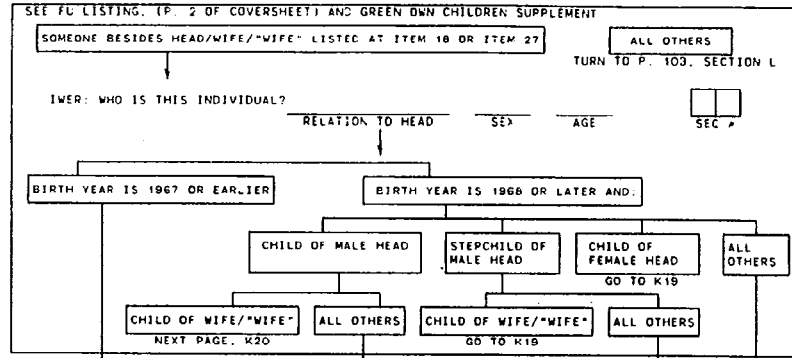
SEE FU LISTING, (P. 2 OF COVERSHEET)

WIFE/"WIFE" IN FU NOW	ALL OTHERS
-----------------------	------------

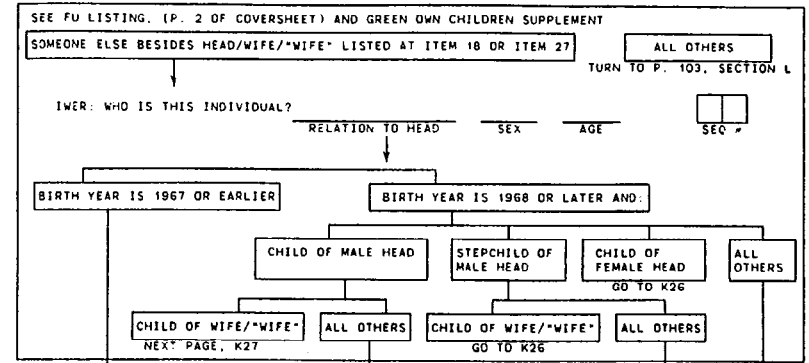
NEXT PAGE, K13

WIFE'S/"WIFE'S" BIRTH YEAR IS 1967 OR EARLIER	WIFE'S/"WIFE'S" BIRTH YEAR IS 1968 OR LATER
---	---

<p>*K8. Has your (wife/"WIFE") ever lived outside the United States for at least a year?</p> <p>1. YES      5. NO</p> <p>NEXT PAGE, K13</p>	<p>*K11. Did your (wife's/"WIFE's") mother live in the U. S. in 1968?</p> <p>1. YES      5. NO</p> <p>NEXT PAGE, K13</p>
<p>*K9. Did she live in the U. S. at all in 1968?</p> <p>1. YES      5. NO</p>	<p>*K12. Did your (wife's/"WIFE's") father live in the U. S. in 1968?</p> <p>1. YES      5. NO</p>
<p>*K10. In what year did she come to the U. S. to stay?</p> <p>OR</p> <p>YEAR      OR      AGE</p> <p>NEXT PAGE, K13</p>	



<p>*K14. Has (INDIVIDUAL) ever lived outside the U. S. for at least a year?</p> <p>1. YES      5. NO</p> <p>NEXT PAGE, K20</p>	<p>*K17. Did (INDIVIDUAL'S) mother live in the U. S. in 1968?</p> <p>1. YES      5. NO</p>	<p>*K18. Did (INDIVIDUAL'S) mother live in the U. S. in 1968?</p> <p>1. YES      5. NO</p> <p>NEXT PAGE, K20</p>
<p>*K15. Did (he/she) live in the U. S. at all in 1968?</p> <p>1. YES      5. NO</p>		<p>*K19. Did (INDIVIDUAL'S) father live in the U. S. in 1968?</p> <p>1. YES      5. NO</p>
<p>*K16. In what year did (he/she) come to the U. S. to stay?</p> <p>YEAR      OR      AGE</p> <p>NEXT PAGE, K20</p>	<p>NEXT PAGE, K20</p>	



<p>*K21. Has (INDIVIDUAL) ever lived outside the U. S. for at least a year?</p> <p>1. YES      5. NO</p> <p>NEXT PAGE, K27</p>	<p>*K24. Did (INDIVIDUAL'S) mother live in the U. S. in 1968?</p> <p>1. YES      5. NO</p>	<p>*K25. Did (INDIVIDUAL'S) mother live in the U. S. in 1968?</p> <p>1. YES      5. NO</p> <p>NEXT PAGE, K27</p>
<p>*K22. Did (he/she) live in the U. S. at all in 1968?</p> <p>1. YES      5. NO</p>		<p>*K26. Did (INDIVIDUAL'S) father live in the U. S. in 1968?</p> <p>1. YES      5. NO</p>
<p>*K23. In what year did (he/she) come to the U. S. to stay?</p> <p>YEAR      OR      AGE</p> <p>NEXT PAGE, K27</p>	<p>NEXT PAGE, K27</p>	

SEE FU LISTING, (P. 2 OF COVERSHEET) AND GREEN OWN CHILDREN SUPPLEMENT  
 SOMEONE ELSE BESIDES HEAD/WIFE/"WIFE" LISTED AT ITEM 18 OR ITEM 27

ALL OTHERS  
 TURN TO P. 103, SECTION L

INTERVIEWER: WHO IS THIS INDIVIDUAL?  
 RELATION TO HEAD \_\_\_\_\_ SEX \_\_\_\_\_ AGE \_\_\_\_\_ SEC # \_\_\_\_\_

BIRTH YEAR IS 1967 OR EARLIER

BIRTH YEAR IS 1968 OR LATER AND:

- CHILD OF MALE HEAD
  - CHILD OF WIFE/"WIFE" (NEXT PAGE, K34)
  - ALL OTHERS
- STEPCHILD OF MALE HEAD
  - CHILD OF WIFE/"WIFE" (GO TO K33)
  - ALL OTHERS
- CHILD OF FEMALE HEAD (GO TO K33)
- ALL OTHERS

\*K26. Has (INDIVIDUAL) ever lived outside the U. S. for at least a year?  
 1. YES 5. NO  
 NEXT PAGE, K34

\*K29. Did (he/she) live in the U. S. at all in 1968?  
 1. YES 5. NO

\*K30. In what year did (he/she) come to the U. S. to stay?  
 YEAR \_\_\_\_\_ OR \_\_\_\_\_ AGE \_\_\_\_\_  
 NEXT PAGE, K34

\*K31. Did (INDIVIDUAL's) mother live in the U. S. in 1968?  
 1. YES 5. NO

\*K32. Did (INDIVIDUAL'S) mother live in the U. S. in 1968?  
 1. YES 5. NO  
 NEXT PAGE, K34

\*K33. Did (INDIVIDUAL's) father live in the U. S. in 1968?  
 1. YES 5. NO

SEE FU LISTING, (P. 2 OF COVERSHEET) AND GREEN OWN CHILDREN SUPPLEMENT  
 SOMEONE ELSE BESIDES HEAD/WIFE/"WIFE" LISTED AT ITEM 18 OR ITEM 27

ALL OTHERS  
 TURN TO P. 103, SECTION L

INTERVIEWER: WHO IS THIS INDIVIDUAL?  
 RELATION TO HEAD \_\_\_\_\_ SEX \_\_\_\_\_ AGE \_\_\_\_\_ SEC # \_\_\_\_\_

BIRTH YEAR IS 1967 OR EARLIER

BIRTH YEAR IS 1968 OR LATER AND:

- CHILD OF MALE HEAD
  - CHILD OF WIFE/"WIFE" (NEXT PAGE, K41)
  - ALL OTHERS
- STEPCHILD OF MALE HEAD
  - CHILD OF WIFE/"WIFE" (GO TO K40)
  - ALL OTHERS
- CHILD OF FEMALE HEAD (GO TO K40)
- ALL OTHERS

\*K35. Has (INDIVIDUAL) ever lived outside the U. S. for at least a year?  
 1. YES 5. NO  
 NEXT PAGE, K41

\*K36. Did (he/she) live in the U. S. at all in 1968?  
 1. YES 5. NO

\*K37. In what year did (he/she) come to the U. S. to stay?  
 YEAR \_\_\_\_\_ OR \_\_\_\_\_ AGE \_\_\_\_\_  
 NEXT PAGE, K41

\*K38. Did (INDIVIDUAL's) mother live in the U. S. in 1968?  
 1. YES 5. NO

\*K39. Did (INDIVIDUAL'S) mother live in the U. S. in 1968?  
 1. YES 5. NO  
 NEXT PAGE, K41

\*K40. Did (INDIVIDUAL's) father live in the U. S. in 1968?  
 1. YES 5. NO

SEE FU LISTING, (P. 2 OF COVERSHEET) AND GREEN OWN CHILDREN SUPPLEMENT  
 SOMEONE ELSE BESIDES HEAD/WIFE/"WIFE" LISTED AT ITEM 18 OR ITEM 27  
 ALL OTHERS  
 TURN TO P. 103, SECTION L

NUMBER WHO IS THIS INDIVIDUAL? \_\_\_\_\_  
 RELATION TO HEAD \_\_\_\_\_ SEX \_\_\_\_\_ AGE \_\_\_\_\_ SEC # \_\_\_\_\_

BIRTH YEAR IS 1967 OR EARLIER  
 BIRTH YEAR IS 1968 OR LATER AND:

CHILD OF MALE HEAD  
 STEPCHILD OF MALE HEAD  
 CHILD OF FEMALE HEAD  
 ALL OTHERS

CHILD OF WIFE/"WIFE"  
 ALL OTHERS  
 CHILD OF WIFE/"WIFE"  
 ALL OTHERS

GO TO K47  
 GO TO K47  
 GO TO K47

CHILD OF WIFE/"WIFE"  
 NEXT PAGE, K48

\*K42. Has (INDIVIDUAL) ever lived outside the U. S. for at least a year?  
 1. YES 5. NO  
 NEXT PAGE, K48

\*K43. Did (he/she) live in the U. S. at all in 1968?  
 1. YES 5. NO

\*K44. In what year did (he/she) come to the U. S. to stay?  
 OR  
 YEAR \_\_\_\_\_ AGE \_\_\_\_\_  
 NEXT PAGE, K48

\*K45. Did (INDIVIDUAL's) mother live in the U. S. in 1968?  
 1. YES 5. NO  
 NEXT PAGE, K48

\*K46. Did (INDIVIDUAL's) mother live in the U. S. in 1968?  
 1. YES 5. NO  
 NEXT PAGE, K48

\*K47. Did (INDIVIDUAL's) father live in the U. S. in 1968?  
 1. YES 5. NO

SEE FU LISTING, (P. 2 OF COVERSHEET) AND GREEN OWN CHILDREN SUPPLEMENT  
 SOMEONE ELSE BESIDES HEAD/WIFE/"WIFE" LISTED AT ITEM 18 OR ITEM 27  
 ALL OTHERS  
 TURN TO P. 103, SECTION L

NUMBER WHO IS THIS INDIVIDUAL? \_\_\_\_\_  
 RELATION TO HEAD \_\_\_\_\_ SEX \_\_\_\_\_ AGE \_\_\_\_\_ SEC # \_\_\_\_\_

BIRTH YEAR IS 1967 OR EARLIER  
 BIRTH YEAR IS 1968 OR LATER AND:

CHILD OF MALE HEAD  
 STEPCHILD OF MALE HEAD  
 CHILD OF FEMALE HEAD  
 ALL OTHERS

CHILD OF WIFE/"WIFE"  
 ALL OTHERS  
 CHILD OF WIFE/"WIFE"  
 ALL OTHERS

GO TO K54  
 GO TO K54  
 GO TO K54

CHILD OF WIFE/"WIFE"  
 NEXT PAGE, K55

\*K49. Has (INDIVIDUAL) ever lived outside the U. S. for at least a year?  
 1. YES 5. NO  
 NEXT PAGE, K55

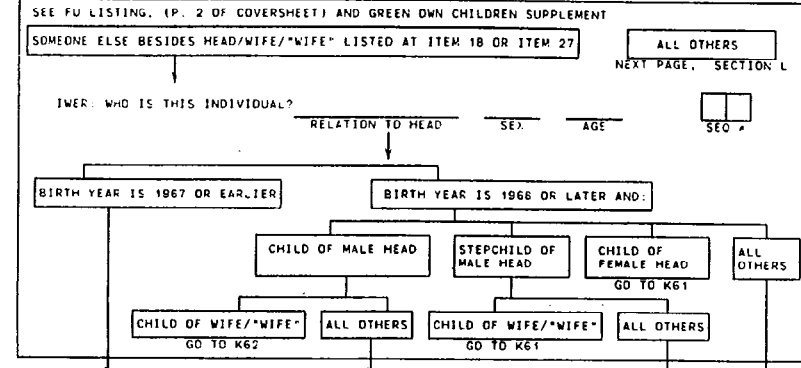
\*K50. Did (he/she) live in the U. S. at all in 1968?  
 1. YES 5. NO

\*K51. In what year did (he/she) come to the U. S. to stay?  
 OR  
 YEAR \_\_\_\_\_ AGE \_\_\_\_\_  
 NEXT PAGE, K55

\*K52. Did (INDIVIDUAL's) mother live in the U. S. in 1968?  
 1. YES 5. NO  
 NEXT PAGE, K55

\*K53. Did (INDIVIDUAL's) mother live in the U. S. in 1968?  
 1. YES 5. NO  
 NEXT PAGE, K55

\*K54. Did (INDIVIDUAL's) father live in the U. S. in 1968?  
 1. YES 5. NO



<p>*K56. Has (INDIVIDUAL) ever lived outside the U. S. for at least a year?</p> <p>1. YES      5. NO</p> <p>GO TO K62</p>	<p>*K59. Did (INDIVIDUAL'S) mother live in the U. S. in 1968?</p> <p>1. YES      5. NO</p>	<p>*K60. Did (INDIVIDUAL'S) mother live in the U. S. in 1968?</p> <p>1. YES      5. NO</p> <p>GO TO K62</p>
<p>*K57. Did (he/she) live in the U. S. at all in 1968?</p> <p>1. YES      5. NO</p>	<p>*K61. Did (INDIVIDUAL'S) father live in the U. S. in 1968?</p> <p>1. YES      5. NO</p>	
<p>*K58. In what year did (he/she) come to the U. S. to stay?</p> <p>OR</p> <p>YEAR      AGE</p> <p>GO TO K62</p>		

K62 INTERVIEWER CHECKPOINT

SEE FU LISTING, (P. 2 OF COVERSHEET) AND GREEN DWN CHILDREN SUPPLEMENT

ADDITIONAL PERSONS LISTED AT ITEM 18 OR ITEM 27 ALL OTHERS  
NEXT PAGE, SECTION L

ASK K55-K61 AGAIN FOR EACH SUCH PERSON

SECTION L: BACKGROUND AND EDUCATION OF NEW WIFE/"WIFE"

\*L1. INTERVIEWER CHECKPOINT  
V18733

SEE FU LISTING, (P. 2 OF COVERSHEET)			SPLITOFF (YELLOW), LATINO (TAN) OR RECONTACT (PINK) COVERSHEET AND:	
REINTERVIEW (BLUE) COVERSHEET AND:				
1. NEW WIFE OR "WIFE" IN FU ON THIS YEAR'S COVERSHEET	5. SAME WIFE OR "WIFE" ON LAST YEAR'S AND THIS YEAR'S COVERSHEET	5. NO WIFE OR "WIFE" IN FU	1. WIFE OR "WIFE" IN FU	5. NO WIFE OR "WIFE" IN FU
TURN TO P. 108, SECTION M			TURN TO P. 108, SECTION M	

\*L2. Now I have some questions about your (wife's/"WIFE'S") family and past experiences. How much education did her father have? [ACCEPT FATHER SUBSTITUTE]

V18734

\*L3. [IF FEWER THAN 6 GRADES] Could he read and write?

\*L4. How much education did your (wife's/"WIFE'S") mother have? [ACCEPT MOTHER SUBSTITUTE]

V18735

\*L5. [IF FEWER THAN 6 GRADES] Could she read and write?



•L6. Now I have some questions about brothers and sisters. Did your (wife/"WIFE") have  
V18736 any brothers?

[INCLUDE NATURAL SIBLINGS ONLY]

1.YES

5.NO → GO TO L12

•L7. How many brothers was that?  
V18737

01

NUMBER \_\_\_\_\_

V18738 •L8. Is he still living?

1.YES

5.NO

V18739 •L9. (Is/Was) he older  
than she is?

1.YES

5.NO

•L10. How many of them are still living?

V18740  
NUMBER

ALL

00. NONE

•L11. (Are/Were) any of her brothers  
V18741 older than she is?

1.YES

5.NO

•L12. Did she have any sisters?

V18742 [INCLUDE NATURAL SIBLINGS ONLY]

1.YES

5.NO → NEXT PAGE, L18

•L13. How many sisters was that?  
V18743

01

NUMBER \_\_\_\_\_

V18744 •L14. Is her sister still living?

1.YES

5.NO

V18745 •L15. (Is/Was) she older  
than your (wife/"WIFE")?

1.YES

5.NO

•L16. How many of them are still living?

V18746  
NUMBER

ALL

00. NONE

•L17. (Are/Were) any of her sisters  
V18747 older than she is?

1.YES

5.NO

•L18. In order to get an idea of the different races and ethnic groups that participate  
V18748 in the study, I would like to ask you about your (wife's/"WIFE'S") ethnic origin.  
Is she of Spanish or Hispanic descent, that is, Mexican, Mexican American, Chicano,  
Puerto Rican, Cuban, or other Spanish? [IF NECESSARY: Which one?]

1.MEXICAN

2.MEXICAN  
AMERICAN

3.CHICANO

4.PUERTO RICAN

5. CUBAN

0. IS NOT  
SPANISH/HISPANIC

OTHER SPANISH (SPECIFY): \_\_\_\_\_

•L19. And, is she white, black, American Indian, Aleut, Eskimo, Asian, Pacific Islander,  
or another race?

[CHECK ALL THAT APPLY]

FIRST MENTION=V18749, SECOND MENTION=V18750

1.WHITE

2.BLACK

3.AMERICAN  
INDIAN,  
ALEUT,  
ESKIMO

4. ASIAN,  
PACIFIC  
ISLANDER

OTHER (SPECIFY):  
\_\_\_\_\_  
\_\_\_\_\_  
\_\_\_\_\_

•L20. Has she ever been in the United States military service?

V18751

1.YES

5.NO



SECTION M: BACKGROUND AND EDUCATION OF NEW HEAD

\*M1. INTERVIEWER CHECKPOINT  
V18782

SEE FU LISTING, (P. 2 OF COVERSHEET)

REINTERVIEW (BLUE) COVERSHEET AND:

1. NEW HEAD IN FU IN 1990

5. SAME HEAD IN FU

1. SPLITOFF (YELLOW), LATINO (TAN) OR RECONTACT (PINK) COVERSHEET

TIME END: \_\_\_\_\_

TURN TO P. 3 OF REINTERVIEW COVERSHEET

\*M2. Now I have some questions about your (HEAD'S) family and past experiences. Where did your father grow up? [MOST OF THE YEARS FROM AGES 6 TO 16--ACCEPT FATHER SUBSTITUTE]

NAME OF STATE; COUNTRY, IF FOREIGN      COUNTY      OR      TOWN

ST, CO- FA

V18783      V18784

\*M3. Where did your mother grow up? [ACCEPT MOTHER SUBSTITUTE]

NAME OF STATE; COUNTRY, IF FOREIGN      COUNTY      OR      TOWN

ST, CO- MO

V18785      V18786

\*M4. What was your father's usual occupation when you were growing up? [ACCEPT FATHER SUBSTITUTE]

\_\_\_\_\_ V18787

•  OCC

\*M5. Thinking of your (HEAD's) first full-time regular job, what did you do?

\_\_\_\_\_ V18788

•  0. NEVER WORKED

NEXT PAGE, M7 OCC

\*M6. Have you had a number of different kinds of jobs, or have you mostly worked in the same occupation you started in, or what?

V18789

\*M7. Did you (HEAD) grow up on a farm, in a small town, in a large city, or what?

V18790

1. FARM      2. SMALL TOWN      3. LARGE CITY

OTHER (SPECIFY): \_\_\_\_\_

\*M8. In what state and county was that? [EXAMPLE: ILLINOIS, COOK COUNTY]

STATE      AND      COUNTY

DON'T KNOW COUNTY

V18791      V18792

ST, CO- H

M9. What was the name of the nearest town?

\*M10. What other states or countries have you lived in, including time spent abroad while in the armed forces? ["LIVED IN" MEANS STAYED AT LEAST 3 MONTHS.]

TOTAL NUMBER OF REGIONS=V18793, TOTAL NUMBER OF STATES AND/OR COUNTRIES=V18794

\*M11. Have you (HEAD) ever moved out of a community where you were living in order to take a job somewhere else?

1. YES → GO TO M13      5. NO

\*M12. Have you (HEAD) ever turned down a job because you did not want to move?

1. YES      5. NO

\*M13. Were your parents poor when you were growing up, pretty well off, or what?

V18797

\*M14. How much education did your (HEAD'S) father have? [ACCEPT FATHER SUBSTITUTE]

V18798

\*M15. [IF FEWER THAN 6 GRADES] Could he read and write?

\*M16. How much education did your (HEAD'S) mother have? [ACCEPT MOTHER SUBSTITUTE]

V18799

\*M17. [IF FEWER THAN 6 GRADES] Could she read and write?

•M18. Now I have some questions about brothers and sisters. Did you (HEAD) have any brothers?  
 V18800 [INCLUDE NATURAL SIBLINGS ONLY]

1.YES

5.NO → GO TO M24

•M19. How many brothers was that?  
 V18801

01

NUMBER \_\_\_\_\_

V18802 •M20. Is he still living?

1.YES 5.NO

•M22. How many of them are still living?

V18804 ALL 00. NONE  
 NUMBER

V18803 •M21. (Is/Was) he older than you?

1.YES 5.NO

•M23. (Are/Were) any of your brothers older than you?  
 V18805

1.YES 5.NO

•M24. Did you have any sisters?  
 V18806 [INCLUDE NATURAL SIBLINGS ONLY]

1.YES

5.NO → NEXT PAGE, M30

•M25. How many sisters was that?  
 V18807

01

NUMBER \_\_\_\_\_

V18808 •M26. Is she still living?

1.YES 5.NO

•M28. How many of them are still living?

V18810 ALL 00. NONE  
 NUMBER

V18809 •M27. (Is/Was) she older than you?

1.YES 5.NO

•M29. (Are/Were) any of your sisters older than you?  
 V18811

1.YES 5.NO

•M30. Were you living with both your natural parents most of the time until you were age 16?  
 V18812

1.YES

5.NO

•M31. In order to get an idea of the different races and ethnic groups that participate in the study, I would like to ask you about your ethnic origin. Are you of Spanish or Hispanic descent, that is, Mexican, Mexican American, Chicano, Puerto Rican, Cuban, or other Spanish? [IF NECESSARY: Which one?]

1.MEXICAN

2.MEXICAN AMERICAN

3.CHICANO

4.PUERTO RICAN

5. CUBAN

0. IS NOT SPANISH/HISPANIC

OTHER SPANISH (SPECIFY): \_\_\_\_\_

•M32. And, are you white, black, American Indian, Aleut, Eskimo, Asian, Pacific Islander, or another race?  
 [CHECK ALL THAT APPLY]

1.WHITE

2.BLACK

3.AMERICAN INDIAN, ALEUT, ESKIMO

4. ASIAN, PACIFIC ISLANDER

OTHER (SPECIFY):  
 \_\_\_\_\_  
 \_\_\_\_\_  
 \_\_\_\_\_

FIRST MENTION=V18814, SECOND MENTION=V18815

•M33. Have you ever been in the United States military service?  
 V18816

1.YES

5.NO

\*M34. Now I would like to talk about the education you (HEAD) have received. Did you graduate from high school, get a GED, or neither?  
V18817

1. GRADUATED FROM HIGH SCHOOL    2. GOT A GED    3. NEITHER

\*M35. In what month and year did you graduate?  
 V18818 MONTH    V18819 YEAR  
 GO TO M41

\*M36. How many grades of school did you (HEAD) finish prior to getting your GED?  
 V18820 GRADES FINISHED    00. NONE GO TO M38

\*M37. In what month and year did you last attend (GRADE IN M36)?  
 V18821 MONTH    V18822 YEAR

\*M38. In what month and year did you receive your GED?  
 V18823 MONTH    V18824 YEAR

\*M39. How many grades of school did you (HEAD) finish?  
 V18825 GRADES FINISHED    00. NONE GO TO M41

\*M40. In what month and year did you last attend (GRADE IN M39)?  
 V18826 MONTH    V18827 YEAR

\*M41. Did you attend college?    1. YES    5. NO → NEXT PAGE, M49  
V18828

\*M42. In what month and year did you last attend college?    V18829 MONTH    V18830 YEAR

\*M43. What is the highest year of college you have completed?  
V18831    0. LESS THAN ONE YEAR → NEXT PAGE, M49    1    2    3    4    5+

\*M44. Did you receive a college degree?    1. YES    5. NO → NEXT PAGE, M49  
V18832

\*M45. What is the highest college degree you have received?    V18833

M46. What was the name of the college? \_\_\_\_\_

M47. Where was it located?    CITY    STATE

\*M48. In what month and year did you receive that degree?    V18834 MONTH    V18835 YEAR

TOTAL NUMBER OF DEGREES OR CERTIFICATES=V18837

\*M49. Did you (HEAD) receive any other degree or a certificate through a vocational school, a training school, or an apprenticeship program?  
V18836

1. YES    5. NO → GO TO M55

	FIRST	SECOND	THIRD
*M50. What type of degree or certificate was that?	V18838	V18843	V18848
*M51. In what field was that?	V18839	V18844	V18849
*M52. From what type of institution or organization was that?	V18840	V18845	V18850
*M53. In what month and year did you receive that degree or certificate?	V18841 MONTH    V18842 YEAR	V18846 MONTH    V18847 YEAR	V18851 MONTH    V18852 YEAR
M54. Did you receive any other training degree or certificate?	YES    NO ASK M50-M54 AGAIN    GO TO M55	YES    NO ASK M50-M54 AGAIN    GO TO M55	YES    NO ASK M50-M54 AGAIN    GO TO M55

\*M55. Is your religious preference Protestant, Catholic, or Jewish, or what?  
V18853

PROTESTANT    01. CATHOLIC    02. JEWISH    OTHER (SPECIFY): \_\_\_\_\_  
 GO TO M57

M56. What denomination is that? \_\_\_\_\_

\*M57. How many years altogether have you (HEAD) worked for money since you were 18?

V18854 YEARS    00. NONE → TIME END: \_\_\_\_\_  
 TURN TO P. 3 OF REINTERVIEW COVERSHEET  
 OR P. 4 OF SPLITOFF, LATINO OR RECONTACT COVERSHEET

\*M58. How many of these years did you work full-time for most or all of the year?  
 V18855 YEARS    OR    ALL  
 TIME END: \_\_\_\_\_  
 TURN TO P. 3 OF REINTERVIEW COVERSHEET  
 OR P. 4 OF SPLITOFF, LATINO OR RECONTACT COVERSHEET



### Part 3: Editing Procedures and Worksheets

The PSID editing process serves three main purposes: (1) accounting for all year-to-year changes in family membership, (2) rectifying discrepancies within the interview before coding, and (3) calculating and recording numeric data on the worksheets and interviews for coding. It is a complicated task requiring a high degree of accuracy; each interview is checked by another editor.

Family composition editing and occupation coding comprise the first step. Next, an extensive edit of income and work is done. Discrepancies that require additional respondent contact to correct are noted, and each interview with such problems is sent back to the field for additional data collection. Interviews passing through this process are considered "clean" for coding.

The full array of past interviews is available to editors, though only the prior year's interview is usually consulted to solve problems. Prior data are used when the current interview is vague, contradictory, or incomplete despite attempts to clarify the family's situation. Project staff closely oversee the editing process and make substantive decisions regarding the handling of specific problems.

Most of the techniques used to edit previous waves were again used to edit Wave XXIII. However, the addition of employment history questions from 1984 onward provided a new dimension in the editing of work weeks. Specifically, the work hours and employment histories were cross-checked for inconsistencies, and interviews were returned to the field for the resolution of discrepancies. Information on annual work time is probably slightly more accurate than in the past.

Questions were added beginning in 1984 to distinguish time unemployed and looking for work from time out of the labor force, so that measures of unemployment hours are cleaner. Detailed discussion of techniques for editing other variables will be found in A Panel Study of Income Dynamics: Study Design, Procedures, Available Data 1968-1972 Interviewing Years (Waves I-V), Volume I, pp. 270-339. Specific changes since that time have been included annually in Section I, Part 3 of the succeeding documentation volumes.

#### Family Composition Editing

All people in a panel family at the time of the previous year's interview must be accounted for in the current year. They may remain in the family or may have moved out, died, or entered institutions. Sample members 18 or older who move out and form their own households are followed and interviewed as new panel families (i.e., splitoffs). More detailed relationship to Head and birthdates for individuals have been coded since 1983, and since 1985, we've coded the type of institution for families in the armed forces, educational or health facilities, etc. The marital and childbirth histories collected since 1985 have placed more demands on the task of family composition editing through the addition of a unique individual identifier for each spouse or child mentioned.

#### Wave XXIII Changes

The extensive edit of income and work remained similar to 1984-1989 procedures. We continued our 1988-1989 procedures for collecting work histories about the prior calendar year and asked little history from January of the current

year up until the time of the interview, under the assumption that those data are included in the 1991 wave.

Procedures from 1987 and prior years for housing and food costs were resurrected for the reinstatement of the detailed questions omitted in 1988-1989.

#### Assignment Tables

Again in Wave XXIII we did not use inflation factors for our assignment tables, as we had in 1985 and earlier years. The tables were simply created using the unweighted data from the last year (Wave XXII) for wage and hours imputations. Housing and food costs were assigned using current-year data as a basis during the variable generation process.

#### Proration Variables for Income

Variables detailing adjustments to total income for family members who joined or left the family, begun for 1986, continued to be coded. See Section I, Part 3 of the 1986 documentation for details.



EDITING WORKSHEETS

--	--	--	--	--

V17702 - 1990 ID#

7	1	4
---	---	---

V17701 - STUDY#

PRE-EDITOR

CK. PRE-ED

EDITOR

CK. EDITOR

--	--	--	--

V18021 - 1968 ID#

--	--

V17703

--	--	--

V17704

(V17705 - State and County - Built Variable)

(V17706 - Size of Largest City in County, Generated Variable)

Color of Coversheet  
(Splitoff Indicator)

--

V17707

Current Household Composition

--

V17716

Whether Initially Refused

--

V17708

HOUSEHOLDER:  
1968 ID#

--	--	--	--

V17717

Mode of Interview

--

V17709

Person Number

--	--	--

V17718

Family Composition Change

--

V17710

Age

--	--

V17719

Number Moved In

--

V17711

Sex

--

V17720

Who Moved In

--

V17712

Relationship to  
Head of this FU

--	--

V17721

Number Moved Out

--

V17713

Who Moved Out

--

V17714

Quality of Match With 1989 FU

--

V17722

Current Family Composition

--

V17715

Type of Institution for FU

--

V17723

--	--	--	--	--	--

1990 ID #

HOUSING

House Value (A16)

--	--	--	--	--	--	--	--

V17724

--	--	--	--	--	--

ACC  
V17725

Total Remaining Mortgage Principal(s) (A20)

--	--	--	--	--	--	--	--

V17726

--	--	--	--	--	--

V17727

Total Annual Mortgage Payments (A21)

--	--	--	--	--	--	--	--

V17728

--	--	--	--	--	--

V17729

Annual Property Tax Bill (A17)

--	--	--	--	--	--	--	--

V17730

--	--	--	--	--	--

V17731

Annual Homeowner's Insurance (A18)

--	--	--	--	--	--

V17732

---

Annual Rent (A27)

--	--	--	--	--	--	--	--

V17733

--	--	--	--	--	--

ACC  
V17734

---

Annual Value if Rented (A33)

--	--	--	--	--	--

V17735

--	--	--	--	--	--

ACC  
V17736

---

Government Subsidy of Heating Costs (A14)

--	--	--	--	--	--

V17737

-----  
 | | | | |  
 -----  
 1990 ID #

**HEAD: ANNUAL HOURS**

**WIFE/"WIFE": ANNUAL HOURS**

Main Job (B78xB79/C70xC71)						ACC V17739
	V17738					
Overtime (B81/C73)						V17741
	V17740					
Extra Jobs [(B88xB89)+(B100xB101) OR (C80xC81)+(C92xC93)]						V17743
	V17742					
(V17744: Total Annual Work Hours, Built Variable)						
Illness of Others (B61/C56)						V17746
	V17745					
Illness of Self (B64/C59)						V17748
	V17747					
Strike (B70/C62)						V17750
	V17749					
Unemployment/Layoff (B73/C7/C65)						V17752
	V17751					
Out of Labor Force (B76/C68)						V17754
	V17753					

Main Job (D78xD79/E70xE71)						ACC V17769
	V17768					
Overtime (D81/E73)						V17771
	V17770					
Extra Jobs [(D88xD89)+(D100xD101) OR (E80xE81)+(E92xE93)]						V17773
	V17772					
(V17774: Total Annual Work Hours, Built Variable)						
Illness of Others (D61/E56)						V17776
	V17775					
Illness of Self (D64/E59)						V17778
	V17777					
Strike (D70/E62)						V17780
	V17779					
Unemployment/Layoff (D73/E7/E65)						V17782
	V17781					
Out of Labor Force (D76/E68)						V17784
	V17783					

Unemployment/Out of Labor Force  
(B74, B77/C5, CB, C66, C69)

1989  
 JA FE MR AP MY JN JL AU SE OC NV DE

--	--	--	--	--	--	--	--	--	--	--	--	--	--	--	--	--	--	--	--

V17755-V17766

Unemployment/Out of Labor Force  
(D74, D77/E5, EB, E66, E69)

1989  
 JA FE MR AP MY JN JL AU SE OC NV DE

--	--	--	--	--	--	--	--	--	--	--	--	--	--	--	--	--	--	--	--	--

V17785-V17796

V17767: Is there a Wife/"Wife" in FU now?

1. YES

GO TO  
RIGHT-  
HAND  
COLUMN,  
V17768

5. NO

→TURN TO  
WORKSHEET 4,  
V17797



5 V17826: Did Head and/or Wife/"Wife" receive any TAXABLE income?  1. YES  5. NO → GO TO V17852

<p>LABOR</p> <p>1. Farm (G5) - Head <input style="width: 100px; height: 20px;" type="text"/> V17827</p> <p>2. Business (G11) - Head <input style="width: 100px; height: 20px;" type="text"/> V17828</p> <p>3. WAGES of Head (G13, G24) <input style="width: 100px; height: 20px;" type="text"/> V17829</p> <p>4. Bonus, Overtime, Commissions (G15/G17) - Head <input style="width: 100px; height: 20px;" type="text"/> V17831</p> <p>5. Professional Practice/Trade (G19a)-Head <input style="width: 100px; height: 20px;" type="text"/> V17832</p> <p>6. Market Gardening (G19b) - Head <input style="width: 100px; height: 20px;" type="text"/> V17833</p> <p>7. Roomers/Boarders (G19c) - Head <input style="width: 100px; height: 20px;" type="text"/> V17834</p> <p>8. WAGES/Labor of Wife/"Wife" (G52) <input style="width: 100px; height: 20px;" type="text"/> V17836</p>	<p>ASSET</p> <p>9. Farm (G5/G52) Head &amp; Wife/"Wife" <input style="width: 100px; height: 20px;" type="text"/> V17838</p> <p>10. Business (G11) - Head &amp; Wife/"Wife" <input style="width: 100px; height: 20px;" type="text"/> V17839</p> <p>ACC</p> <p>11. Market Gardening (G19b/G52) Head &amp; Wife/"Wife" <input style="width: 100px; height: 20px;" type="text"/> V17840</p> <p>12. Roomers/Boarders (G19c/G52) Head &amp; Wife/"Wife" <input style="width: 100px; height: 20px;" type="text"/> V17841</p> <p>ACC 1,2,4-7</p> <p>13. Wife's/"Wife's" Share of Assets From Lines 9-12 <input style="width: 100px; height: 20px;" type="text"/> V17842</p> <p># MOS</p> <p>14. Rent (G26a, G27a) - Head <input style="width: 30px; height: 20px;" type="text"/> <input style="width: 100px; height: 20px;" type="text"/> V17843 V17844</p> <p>15. Interest, Dividends (G26b, G27b) - Head <input style="width: 30px; height: 20px;" type="text"/> <input style="width: 100px; height: 20px;" type="text"/> V17845 V17846</p> <p>16. Alimony (G45c, G46c) - Head <input style="width: 30px; height: 20px;" type="text"/> <input style="width: 100px; height: 20px;" type="text"/> V17847 V17848</p> <p>17. Wife's/"Wife's" Other Assets (G61) <input style="width: 100px; height: 20px;" type="text"/> <input style="width: 30px; height: 20px;" type="text"/> V17849 V17850</p> <p>18. Total Head &amp; Wife/"Wife" Taxable Income (Sum of 1-12, 14-17) <input style="width: 100px; height: 20px;" type="text"/> V17851</p>
---	--

Support of Others (G106) <input style="width: 100px; height: 20px;" type="text"/> V17852	Child Support Paid (G108) <input style="width: 100px; height: 20px;" type="text"/> V17853	Alimony Paid (G110) <input style="width: 100px; height: 20px;" type="text"/> V17854	Extra Deductions for Blind 65+ <input style="width: 30px; height: 20px;" type="text"/> V17855	# of Exemptions <input style="width: 30px; height: 20px;" type="text"/> V17856	Tax Table <input style="width: 30px; height: 20px;" type="text"/> V17857
---	--	--	--	---	---

6 V17858: Did Head and/or Wife/"Wife" receive any TRANSFER income?  1. YES  5. NO → TURN TO WORKSHEET 7, V17974

HEAD				ACC	WIFE/"WIFE"				ACC
1. ADC/AFDC (G29a)	# MOS	V17859		V17860	12. ADC/AFDC (G61)	# MOS	V17880		V17881
2. SSI (G29b, G30b)	V17861	V17862			13. SSI (G61, G62)	V17882	V17883		
3. Other Welfare (G29c)	# MOS	V17863		TYPE (G33)	14. Other Welfare (G61)	# MOS	V17884		TYPE (G33)
4. Social Security (G34, G35)	V17864	V17865		V17866	15. Social Security (G34, G35)	V17885	V17886		
5. Veteran's Administration (G38, G39)	V17867	V17868		TOT # (G43)	16. Veteran's Admin. (G61, G62)	V17888	V17889		
6. Other Retirement (G41, G42)	V17869	V17870		V17871	17. Other Retirement (G61, G62)	V17890	V17891		
7. Unemployment Compensation (G45a)	V17872				18. Unemployment Compensation (G54)	V17892			
8. Workers Comp.(G45b)	# MOS	V17873			19. Workers Comp.(G57)	# MOS	V17893		
9. Child Support (G45d, G46d)	V17874	V17875			20. Child Support (G61, G62)	V17894	V17895		
10. Help From Relatives (G45e, G46e)	V17876	V17877			21. Help From Relatives (G61, G62)	V17896	V17897		ACC 2-11, 13-22
11. Anything Else (G45f, G46f + G48)	V17878	V17879			22. Anything Else (G61, G62)	V17898	V17899		

23. Total Head & Wife/"Wife" Transfer Income (Sum of 1-22)

	1989												V17901
	JA	FE	MA	AP	MY	JN	JL	AU	SE	OC	NO	DE	
ADC/AFDC (G30a,G62) - Head & Wife/"Wife"													V17902-V17913
Other Welfare (G30c,G62) - Head & Wife/"Wife"													V17914-V17925
Unemployment Compensation (G46a) - Head													V17926-V17937
Unemployment Compensation (G55) - Wife/"Wife"													V17938-V17949
Workers Compensation (G46b) - Head													V17950-V17961
Workers Compensation (G58) - Wife/"Wife"													V17962-V17973

7

V17974: Did any Other FU Member receive any TAXABLE income?  1. YES  5. NO → GO TO V18004

	Work Hours	Seq #	% Prorated	Taxable Income	# of Exemptions	Tax Table
1.		V17975	V17976	V17977	V17978	V17979
2.		V17980	V17981	V17982	V17983	V17984
3.		V17985	V17986	V17987	V17988	V17989
4.		V17990	V17991	V17992	V17993	V17994
5.		V17995	V17996	V17997	V17998	V17999
	V18000 Total OFUM Work Hours			V18001 Total OFUM Taxable Income	V18002 ACC	V18003 Total OFUM Assets

V18004: Did any Other FU Member receive any TRANSFER income?  1. YES  5. NO → GO TO V18019 IF V17974=YES; WORKSHEETS COMPLETED IF V17974=NO

	Annual Total	Annual Prorated Total	ACC 1-11	# OFUM With Income	# OFUM With Labor Income
1. ADC/AFDC - Others		V18005			
2. SSI - Others		V18006			
3. Other Welfare - Others		V18007			
4. Social Security - Others		V18008			
5. Veterans Administration - Others		V18009			
6. Other Retirement - Others		V18010			
7. Unemployment Compensation - Others		V18011			
8. Workers Compensation - Others		V18012			
9. Child Support - Others		V18013			
10. Help From Relatives - Others		V18014			
11. Anything Else - Others		V18015			
12. Total Others' Transfer Income (Sum of 1-11)	V18016	V18017	V18018	V18019	V18020

#### Part 4: Coding Procedures

Production coding the questionnaire is the final step in putting the data onto computer tape. This occurs after the questionnaire has been edited as described in Part 3 above. The coding process converts numeric and non-numeric answers into machine readable data.

Coders entered the edited variables and coded the questionnaire using the system designed by the Computer Support Group at ISR's Survey Research Center for direct data entry. The system, Interactive System for Input of Survey Data (ISISD), is compatible with OSIRIS System and has been used by the PSID for ten years. It incorporates wild code and data consistency checking into the coding process. These checks insure that coders cannot enter invalid code values, and thus the necessity of later data cleaning by the Panel Study staff is greatly reduced.

Approximately 10 percent of the interviews (966) were coded twice, once by the coder and a second time by a PSID staff member or a check coder. Check coding consists of an item-by-item check of all data values for a case which have been independently coded by a second person. It enables us to determine early in the processing whether a coder is having difficulty and whether some codes are causing problems.

Coders are trained by a member of the study staff before they are allowed to production-code interviews. Training begins with a short introduction on the history and purpose of the study and a question-and-answer session. The coders code two practice interviews which have been coded previously by a PSID staff member. The coders and the study staff member review the practice interviews in detail, discussing any coding differences with particular emphasis on problems that could arise during production coding and responses that may present coding difficulty.

#### Coding Differences for Wave XXIII

A difference is a disagreement between coder and check coder. Differences become errors when so judged by the check coder. For example, a coder may use an erroneous code value, enter a wrong digit on the terminal keyboard, or miss a specific direction in the code book. Some disagreements, usually involving coding of open-ended questions, are not errors. In any event, decisions on the final codes chosen rest with the study staff member.

Coding reliability rates were good for 1990. The overall difference rate was 2.05 per case, slightly higher than last year because of the addition of the Latino sample cases, all of whom were asked background, fertility and marriage history information. The error rate was .44 per interview, down from .53 for 1989. The questions for why the Head moved (1990: V18089) and why the Head might move in the next few years (1990: V18092) are our most consistently problematic for coding reliability. Table 7 shows their reliability rates for 1985-1990.



Table 7  
RATES OF CODING DIFFERENCE

	1985	1986	1987	1988	1989	1990
Why moved	7.3%	7.8%	5.5%	5.7%	5.1%	5.8%
Why might move	11.5%	9.7%	8.0%	6.8%	7.3%	6.7%

#### Part 5: Generated Variables, Additional Data and Hot Topics

Various indices and complex measures of economic status have been constructed each year using variables derived directly from coded interview data. Inter-year changes in the interview schedule have made addition and deletion of indices necessary. In general, if an index could not be built to be exactly comparable to a previous index, it was not constructed.

#### State and County Codes

Beginning with the 1968-1989 release of the family files, county codes for the current county of residence have been suppressed and those tape locations are filled with zeroes. The codes are available in separate files to qualified users under special contractual arrangements with us. For information about obtaining the special files, contact Terry Adams at (313) 763-6868 or TKADAMS@ISR.UMICH.EDU.

The affected variables are as follows:

Table 8  
SUPPRESSED COUNTY VARIABLES

Year	Current County	Current State and County	FIPS County
1968	94	-	-
1969	-	538	-
1970	1104	1105	-
1971	1804	1805	-
1972	2404	2405	-
1973	3004	3005	-
1974	3404	3405	-
1975	3804	3805	-
1976	4304	4305	-
1977	5204	5205	-
1978	5704	5705	-
1979	6304	6305	-
1980	6904	6905	-
1981	7504	7505	-
1982	8204	8205	-
1983	8804	8805	-
1984	10004	10005	-
1985	11104	11105	12381
1986	12504	12505	13633
1987	13704	13705	14680
1988	14804	14805	16154
1989	16304	16305	17540
1990	17704	17705	18891

The county variables for Head's background, including the counties where Head and parents grew up (1990: V18784, V18786, V18792) are not affected. These variables still contain actual values.

### Income and Needs

Several measures of economic status have been generated for all twenty-three years, including money income variables and measures of income adequacy. Family Money Income, one of the simplest indices, is the total of all members' earnings, transfers, and asset income from the prior calendar year (1990: V18875). This variable and its components are adjusted for movers into and out of the family, in that we only include income of non-Heads and non-Wives/"Wives" if it was earned during the time that these other family members were present in the family unit. For example, if a mother-in-law moves into the family in the current year, none of her income from last year is included in the income components or totals. If she had moved in during July of last year, then only the portion of income that she had received from July through December is counted in our income variables.

We continue to generate the same annual needs standard (V18882) and income/needs ratio (V18883) that we have since the study began in 1968. This version of needs is described in detail in Section I, Part 5 of the 1974 documentation and in the tape codes in this volume. The standard was taken from the June, 1967 issue of Family Economics Review and is based on food costs for March 1967 using the USDA low-cost plan, not the "economy" budget used by the Census for CPS. The needs have been adjusted for family composition change since the previous interview to match prior-year income as explained in the preceding paragraph. Essentially, the PSID calculates twelve separate needs, one for each month of the prior year. Each of these is based on the number, age and gender of the persons in the family during that month using the individual-level data. The values for all twelve months are summed and averaged to create V18882.

This version of needs is still in terms of 1967 dollars. Below are CPI deflators for 1967 through 1993:

Table 9

#### ANNUAL AVERAGE CONSUMER PRICE INDEX, 1982-1984=100

Calendar Year	CPI Deflator
1967	36.3
1968	37.7
1969	39.4
1970	41.3
1971	43.1
1972	44.4
1973	47.2
1974	51.9
1975	56.2
1976	59.4
1977	63.2
1978	67.5
1979	74.0
1980	82.3
1981	90.1
1982	95.6
1983	99.6
1984	103.9
1985	107.6
1986	109.6
1987	113.6
1988	118.3
1989	124.0
1990	130.7

Table 9 (con't.)

Calendar Year	CPI Deflator
1991	136.2
1992	140.3
1993	144.5

Beginning with this wave we have generated another needs standard (V18884) and income/needs ratio (V18885). This poverty measure, from the U.S. Bureau of the Census' Current Population Reports, Series P-60, uses family size, age of the householder, and the number of children under age 18 as threshold determinants. Below we have reproduced the table we used for this wave, taken from Table A-3 on p. 356 of the Census Bureau's Poverty in the United States: 1988 and 1989, Series P-60, No. 171. The income levels are in terms of 1989 dollars. PSID values for these variables were calculated for part-year family membership to match our family income measures, as described in the preceding paragraphs.

Table 10

POVERTY THRESHOLDS IN 1989, BY SIZE OF FAMILY AND  
NUMBER OF RELATED CHILDREN UNDER 18 YEARS

Size of family unit	Related children under 18 years								
	None	One	Two	Three	Four	Five	Six	Seven	Eight or More
One person under 65	\$6,451								
One person 65+	5,947								
Two persons, Head under 65	8,303	\$8,547							
Two persons, Head 65+	7,495	8,515							
Three persons	9,699	9,981	\$9,990						
Four persons	12,790	12,999	12,575	\$12,619					
Five persons	15,424	15,648	15,169	14,798	\$14,572				
Six persons	17,740	17,811	17,444	17,092	16,569	\$16,259			
Seven persons	20,412	20,540	20,101	19,794	19,224	18,558	\$17,828		
Eight persons	22,830	23,031	22,617	22,253	21,738	21,084	20,403	\$20,230	
Nine persons+	27,463	27,596	27,229	26,921	26,415	25,719	25,089	24,933	\$23,973

Bracket (Interval) Variables

Until Wave X (1977), several numerical variables, such as family money income, had been given also as bracket (interval) codes. Such interval codes had been constructed for most of the measures where a distribution was useful and appropriate. This includes practically all of the income variables and their components. From Wave X onward we have provided two pieces of information in the family-level tape code which allow users to bracket as their own uses dictate: (1) weighted percent of nonzero cases, and (2) weighted mean value of nonzero cases. This information is provided for almost all field amounts.

### Labor Market Measures

We collected county labor market information from state agencies through the 1989 wave, but this has been discontinued. Instead we have replaced our variables about availability of unskilled jobs and unemployment rates with average annual unemployment rates for respondents' counties of residence at the time of the 1990 interview from the U.S. Bureau of Labor Statistics (1990: V18915).

### Sampling Error Computation Unit (SECU) Variables

The 1990 data tape includes variables that may be used for computation of variances under the stratified multistage design (V31998-V31999), as well as variables for balanced half-sample replication (V31996-V31997). These variables are available only at the individual level. Please see the 1983 Documentation Volume, pp. 89-90, for details about SECUs for the core sample.

The development of the Latino SECUs (V31990-V31995) was based on listing area numbers in the LNPS. The exact specifications cannot be released for reasons of confidentiality.

See the tape codes (Section II, Part 2 of this volume) for more information about use of the SECUs.

### Families and Households: Householder

The PSID concept of family has been described in the User Guide. Briefly, we began the study with a definition of a family that was similar to that used by the Census Bureau--the group of individuals sharing a household who are related by blood, marriage or adoption. Like the Census Bureau, we have never treated lodgers, conventional roommates, or live-in employees as members of our families, but we do regard Census "unrelated individuals" as single-person families. We have also followed the Census concept of Head of Household, or householder.

Our following rules dictate that we not only continue to interview the Head in succeeding waves, but also attempt to interview family members who leave to form their own households. A corollary is that returning family members who have been successfully followed are not reintegrated into the family (with the notable exception of recombined married couples.) The result is that we have diverged from the Census definition of family in that several related individuals may share the household but are treated by us as separate families, each with its own family unit Head. The picture is complicated further by our rule that a valid PSID interview must contain an original sample member (or offspring) as the family Head or Wife/"Wife."

In order to minimize the difficulties that our sample design requirements cause for comparisons with Census Population Survey data, we code information about the household member who would qualify as household Head according to Census rules, regardless of whether that individual is a member of our family unit or even a member of the panel at all. Beginning with the 1985 wave, we have included five variables describing the householder (1990: V17717-V17721.) These variables list his or her individual-level identifiers (1968 ID Number and Person Number), age, sex, and relationship to the Head of our family unit. For more information on multiple families within one household, see Linking Data: Families Sharing Households later in this part.

### New Heads and New Wives/"Wives"

Two variables indicate the year in which the current Head most recently became Head (1990: V18919) and the year in which the current Wife/"Wife" most recently became Wife/"Wife" (1990: V18920). (It is possible that an individual becomes Head or Wife/"Wife" more than once in the course of the panel due to marital breakups, reconciliations and remarriages.) These variables contain as code values the last two digits of the year in which the background data for Heads or Wives/"Wives" was most recently asked. Most background information was reasked in 1985 for the core sample. Because of this, all core sample Wives/"Wives" answered these data items afresh for the 1985 interview. Therefore, V18920 equals 85 for most core cases. New Wives/"Wives" since then were asked the entire sequence and thus have values in the range 86-90 for this variable. Core recontact and Latino sample Wives/"Wives" were asked the series in 1990, and so have values of 90.

New core Heads in 1985 were, as usual, asked the entire sequence (1990: V18783-V18855). For 1985 Heads who were also Heads in 1984, however, only 1985 variables V11924-V11984 were asked. The values for 1985 variables V11907-V11923 were simply transferred from 1984 or earlier years' data, as most of these items should not have changed from year to year. Variable 18919 indicates the year in which these items were most recently collected. Refer also to p. 72 of the Wave XX (1987) documentation for information regarding specific background variables. Latino and core recontact Heads were considered new Heads, so background data are current as of 1990.

### Education of Head and Wife/"Wife" at the Individual Level

The income and work sequence that we ask for all of last year's family unit members besides the current Head and Wife/"Wife" includes some questions about completed years of schooling. These questions are reasked and coded each year for such individuals (1990: V30654-V30657.) We have generated equivalent data for Heads and Wives/"Wives" for the completed education variable from this series (1990: V30657) from 1976 through the present wave, although their years of schooling and much more education detail are available at the family level (Head: V18817-V18852, Wife/"Wife": V18752-V18778). Beware, however, that their education and other background items are not reasked each year, as completed education is for other individuals. See each completed education variable (V30197, V30226, V30255, V30296, V30326, V30356, V30384, V30413, V30443, V30478, V30513, V30549, V30584, V30620, V30657) in the individual-level tape code, Section II, Part 2 of this volume for details. The variable descriptions for each year's completed years of education document the variables we used to generate values for Heads and Wives/"Wives" from the family-level data.

### Family Composition and Sample Member Data

Couple Status of Head (1990: V18918) allows users to easily identify cases with female Heads and husbands at the family level. Additionally, through the coding of relationship to Head in more detail, long-term female cohabitators ("wives") are distinguishable from legally married couples at the family level. Head and Spouse Sample Status (1990: V18921) allows the user to ascertain how the family-level weights (1990: V18943-V18945) have been calculated for each case.

The family-level weight is defined as the average of the Head's and the Wife's/ "Wife's" individual weights; nonsample individuals have weights of zero.

#### Weights for 1968-1990

Core Weights. The PSID has two features that require compensating weights. Unequal probabilities of selection were introduced at the beginning of the PSID when the original Office of Economic Opportunity sample of poor families was combined with a national cross-sectional Survey Research Center sample. Compensatory weights were developed in 1968 to account for the different sampling rates used to select the OEO and SRC components of the PSID. In addition, the PSID has lost in each wave of data collection sample persons who refused to be interviewed or were lost to follow-up for a variety of other reasons. Standard survey practice is to develop nonresponse adjustment factors to account for this loss, especially within subgroups for which it is expected that responses among responding and nonresponding individuals should be similar. Under the "missing at random" assumption, the value of data for responding persons is inflated to compensate for those within the same subgroup who failed to respond.

Sample selection in 1968 consisted of sampling OEO households or, in the case of the SRC cross-sectional sample, housing units, with known nonzero probabilities of selection. At each sample unit, all individuals related by blood or marriage were listed to create the family unit for that year. All individuals within the family unit were included in the study, and followed in subsequent years. Thus, the probability of selection for the family unit, which is the probability of selecting the OEO household or SRC housing unit, applies to all individuals within the original sample of households.

The sample of individuals defined by the original sample of households was then followed in subsequent years. A distinction between original sample individuals, all their offspring (i.e., including both those born to or adopted by a sample individual), and nonsample individuals was also made. Only original sample persons and their offspring have been followed. These individuals are referred to as sample persons, and assigned person numbers in a unique range. If other individuals resided with the sample individuals, either in original family units, or in newly created family units, data was collected about them as heads, spouses/long term cohabitators, or other family unit members in order to obtain a complete picture of the economic unit represented by the family unit. However, these nonsample individuals were not followed if they left a PSID family unit.

Sample individuals either stayed within the same family from one year to the next, or they moved out to form new family units. Adult sample individuals were followed, and as they continued in the same family unit, or created new family units, interviews were attempted with the head of the household at each family unit containing a sample individual. Data were collected about family units as well as about individuals, sample and nonsample, in each subsequent year. Analysts could examine either family unit characteristics for sample individuals, family unit characteristics for both sample and nonsample individuals, or they could investigate sample individuals as individual units. Sets of weights were needed for both family units and individuals.

The shift from base sample selection of family units to follow-up of individuals and the family units with which they were associated is reflected in

the way weights have been assigned for the PSID. The 1968 probability of selection was determined for each family unit, and subsequently assigned to each individual in the family unit. A compensatory weight that was inversely proportional to the family probability of selection was created and assigned to family and to each individual in the family. The 1968 individual weight was thus derived from the family unit weight.

However, every year after 1968 the individual weight was carried forward to each subsequent year, and it was used to determine the weight assigned to the family unit. The individual was the unit followed, whether continuing to stay in an existing family unit or moving to create a new family unit. The probability of selecting the individual does not change from year to year. The probability of selecting the family unit changes as the members of the family unit change. Thus, after 1968 the family unit weight was computed from the weights of the individuals that comprised it.

The weight for sample individuals who were "born into the sample" as offspring of original sample individuals (and in more recent years as offspring of "born-in sample" individuals) was derived from the weight of the parents. The probability of the born-in sample individual being in the sample is, approximately, the sum of the probabilities of the parents. The weight for born-in sample individuals is proportionate to the inverse of this sum of parent selection probabilities. If both parents are sample individuals, the weight for the born-in sample individual is equal to the average of their parents' weights. On the other hand, if one parent is a sample individual and the other a nonsample individual, it is assumed that the nonsample individual had a 1968 probability of being selected that is equal to that of the sample parent. Thus, the born-in-sample individual is assigned one-half the weight of the sample parent (i.e., the average of the known weight for the sample parent and the assumed or imputed weight for the nonsample parent). Once the weight was assigned to the born-in-sample individual, she or he is handled with respect to weighting just as every other sample individual. Her or his weight is carried forward from one year to the next, and, if she or he becomes head or spouse/long term cohabitor of a family unit, her or his individual weight is used to determine the weight of the family unit.

The family unit weight was created after 1968 by taking the average of the head's and spouse's/long term cohabitor's individual weights. In a family unit with only a single head (i.e., no spouse/long term cohabitor), and thus a single sample person, the family unit weight is identical to the individual weight. Weights are computed for family units with both a head and a spouse/long term cohabitor using a more complicated method:

- a) If the head and spouse/long term cohabitor were both sample members, their weights could, in principle, be the same or unequal. If the weights were the same, the family unit weight would be identical to the head's (and spouse's/long term cohabitor's) weight. If the individual weights differ, the family unit weight would, as the average of these weights, differ from both the individual weights.
- b) If only one of the head and spouse/long term cohabitor were a sample individual (the other being nonsample), the weight of the family unit was determined on an assumption about the probability of selection of the nonsample individual. In particular, it was assumed that the probability of selection of the nonsample individual was the same as that of the sample individual in the family unit. The family unit now has two identical

chances of being selected into the sample, that of the sample person and that assumed or imputed for the nonsample individual. Therefore, the probability of selecting the family unit is twice that of family units with only one or two sample individuals in them. (There are a few rare exceptions to this rule. For example, there are a few instances where two sample individuals from different family units formed a new family unit; that newly formed family unit also has a probability of selection that is equal to the sum of selection probabilities of the individuals.) Under the assumption of equal probabilities for sample and nonsample head and spouse/long term cohabitor, the family unit probability is twice the probability of the sample individual in the family unit. Therefore, the weight, which is the inverse of the selection probability, is one-half the weight of the sample individual in the family unit.

- c) PSID following rules dictate that interviews be attempted with family units only if a sample member is head or spouse/long term cohabitor. The following rules were implemented to make computation of weights easier, and to exclude from follow-up families for which interviewing would be quite difficult. For example, if a sample individual under the age of 16 moves out of a PSID family unit into a family unit consisting entirely of nonsample individuals, no attempt is made to follow that child and interview their new family unit. The PSID implemented a rule that such family units, although part of the PSID sample, were not to be. This rule and several others are consistent with the present rule that interviewers are not to follow and attempt an interview with a family in which neither the head nor the spouse/long term cohabitor are sample individuals.

There have been a few exceptions to this rule over the 23 years of the PSID. For example, there are family units in which neither the head nor the spouse/long term cohabitor are sample, but interviews were taken. Weights assigned are assigned to these family units that are the average of weights of all sample individuals residing in the family unit. Thus, it is assumed that nonsample individuals have a probability of selection that is equal to the average of the sample individuals in the family unit. If no sample individuals are in the family unit, the family unit weight is obviously zero; the family unit should never have been interviewed<sup>1</sup> and should not contribute to weighted estimates. The family unit record is retained in the PSID files simply for the sake of completeness.

The PSID weight is comprised of more than an adjustment for unequal probabilities of selection. Adjustments have been made in 1969 and every five years thereafter to compensate for losses due to nonresponse. Nonresponse adjustments were last made for the 1989 family and individual data. The adjustments made in that year were carried forward to 1990 and will continue to be carried forward through 1992. See the 1989 (Wave XXII) documentation for details about the adjustments.

During the processing of the weights, a number of summary counts of various subgroups that might be of interest to PSID data users were generated for each processing year. A subset of these results are presented in Table 11.

Table 11

## SUMMARY OF SAMPLE SIZES, NONRESPONSE AND NEW BORN-IN SAMPLE

Processing Year	Cumulative Total			Cumulative Nonresponse		New Born-in Sample
	Orig. Sample	Born-in Sample	Non-Sample	Orig. Sample	Born-in Sample	
1968	18192	0	-	0	0	0

<sup>1</sup>The 1990 elderly recontact sample contains quite a few individuals who are not sample members but who are only followed because of their age. These cases, if no sample person is present, have family weights of zero. In 1990, there were 79 such cases.



Table 11 (con't.)

Processing Year	Cumulative Total			Cumulative Nonresponse		New Born-in Sample
	Orig. Sample	Born-in Sample	Non-Sample	Orig. Sample	Born-in Sample	
1969	18212	281	569	1814	0	281
1970	18216	661	1050	2504	8	380
1971	18216	999	1556	2947	21	338
1972	18217	1390	2165	3291	32	391
1973	18218	1747	2700	3746	64	357
1974	18218	2113	3221	4154	109	366
1975	18220	2498	3739	4515	169	385
1976	18221	2921	4263	4973	226	425
1977	18222	3359	4843	5373	306	438
1978	18222	3729	5346	5712	402	370
1979	18224	4199	5920	6034	492	470
1980	18224	4722	6552	6405	619	523
1981	18224	5163	7039	6757	735	441
1982	18224	5590	7624	6988	821	427
1983	18224	6032	8242	7290	960	442
1984	18224	6492	8779	7635	1097	460
1985	19224	6974	9463	7948	1226	482
1985	18224	7342	10017	8327	1458	368
1987	18224	7786	10569	8625	1629	444
1988	18224	8203	11101	8913	1823	417
1989	18224	8585	11662	9223	2021	382
1990	18224	8950	12264	9448	2279	365

The number of original sample persons started at 18,192 in 1968. Through the years of data collection, additional original sample persons were uncovered through the interviewing process. The last such individual was uncovered in 1979. At present there are 18,224 original sample individuals. Born-in sample (and adopted into sample) individuals appeared in each year of the PSID. Each year from 281 to 482 such individuals are added. As of 1990 the cumulative total was 8,950 such individuals. This count does not include persons born to sample individuals at a time when they were not responding on the PSID. As for responding individuals, the number of nonresponding individuals has also increased over the years. As of 1990, 9,448 original sample and 2,279 born-in-sample individuals no longer respond to the PSID.

Through 1989, the PSID weights were calculated using floating point arithmetic and many decimal places. For distribution purposes, the weights were constrained to three digits from 00.1 through 99.9. The constraint was imposed to make the weights easier to work with and to limit the number of tape locations occupied by the weights in the data file. Starting with 1990, the distribution weights available in the PSID data files are no longer constrained to be between 00.1 and 99.9. The weights now have a length of six digits with three implied decimal places.

Latino Sample Weights. The 1990 PSID Latino sample consisted of households associated with all Temple respondents. No attempt was made to follow LNPS nonrespondents. The 1990 Temple respondents' households are, to be consistent with PSID terminology, 1990 PSID families. All persons in the Temple respondent's household at the time of the 1990 PSID interview became original sample persons in the PSID. Those persons who were in the 1989 Temple respondent's household but not in the 1990 PSID family were listed as 'movers out' on the PSID coversheet. If the Temple respondent was institutionalized (e.g., in jail or prison) at the time of the 1990 interview, the PSID family consisted of all persons in the household with which the Temple respondent was associated.

Data were obtained from the 1989 LNPS for all Temple respondents, regardless of whether they were successfully interviewed by the PSID in 1990. The overall strategy began with development of weights to compensate for 1990 nonresponse among the 2,734 Temple respondents' families. That is, a family weight was obtained first. This family weight was adjusted for nonresponse as well as adjusted so that the 1990 Latino families resembled families in the 1990 CPS with respect to age of householder and size of household. The Latino family weight was later applied to all persons in the family, paralleling the weighting strategy employed in the 1968 PSID.

In this section, we first describe the procedure for obtaining a nonresponse adjustment. The adjustment to CPS sample totals and the assignment of family weights to individuals is then described briefly.

The overall response rate for the 1990 PSID was 74.7%. Compensation for this level of nonresponse was considered to be essential. A nonresponse weighting class adjustment procedure as used as part of the nonresponse adjustment procedure. For this adjustment to compensate for unit nonresponse adequately, subgroups of the families must be created within which family characteristics are relatively homogeneous and across which response rates are heterogeneous. Since family characteristics of interest are typically not known for nonrespondents, the nonresponse adjustment procedure is based on an analysis to find weighting classes which have the largest possible variation in response rates.

Data used to create these weighting classes are needed for both respondents and nonrespondents. Extensive data were available from the LNPS for the Temple respondent. These data were not ideal for creating weighting classes because they were, for the most part, person level characteristics of the Temple respondent in 1989. It would have been better to have a variety of family level data from 1989 for the family that the Temple respondent was in at the time of the 1990 interview.

A total of 201 variables were created from the LNPS data for each Temple respondent for the 1990 family level nonresponse analysis. Characteristics used to create these variables included Temple respondent demographic characteristics, 1989 geographic location, social and political attitudes, and summary variables about the cooperativeness and attitudes of the respondent to the 1989 interview as recorded by the ISR Temple interviewer.

Two types of analyses were conducted to assess which of these variables was most highly associated with response status in 1990 for the Temple respondent's family: tabular and tree structure or SEARCH/AID analysis. In the tabular analysis, a set of two-way tables was constructed of each LNPS variable by the 1990 Temple respondent's family response status. A simple measure of association, the contingency coefficient, was obtained for each table, and the variables rank-ordered from largest to smallest value of the coefficient. The variable with the largest coefficient was a complex region variable constructed from state and primary sampling unit. In the next step of the analysis, this region variable was cross-classified with each of the remaining 200 variables, and the process of creating tables and rank ordering the results by contingency coefficients was repeated. The variable that, in combination with region, had the highest contingency coefficient with nonresponse was the ISR Temple interviewer's assessment of how cooperative the Temple respondent was during the 1989 interview.

Another round of cross-classifying region and cooperativeness with the nonresponse indicator was attempted. Many cell sizes became too small (fewer than 30 families) for reliable estimates of response rates within weighting classes to be obtained. The region by cooperativeness classes were considered to be adequate to obtain wide variation in response rates while maintaining adequate sample sizes within weighting classes.

It was surprising that Latino group had not been a variable in the tabular analysis that was associated with nonresponse in 1990. Response rates did vary by group, with Mexican-Americans having the highest response rates among the three groups. The second analysis of nonresponse consisted of constructing a tree or CART model for this dichotomous outcome. The SEARCH procedure in the OSIRIS IV statistical software system was used to identify subgroups across which response rate varied substantially. A subset of approximately 30 of the more than 200 LNPS variables used in the tabular analysis was selected as potential predictors for the SEARCH analysis. These variables were those that had the highest contingency coefficients in the cross-tabulation of variables by family level nonresponse status.

The 30 predictors were entered into the SEARCH algorithm. Surprisingly, very few subgroups were identified by the SEARCH algorithm, with most of the splitting into subgroups being based on geographic location or region and cooperativeness. Again, Latino group did not appear to be an important predictor of nonresponse. PSID staff were concerned that the SEARCH model was being driven by the strength of the association between various predictors and nonresponse for the largest of the three groups, Mexican-Americans.

A new set of SEARCH models were then developed using the same predictors, but separate models for the Mexican, Puerto Rican, and Cuban groups. The Mexican group model showed the same basic splitting on region and cooperativeness as the

overall SEARCH model had before. But the Puerto Rican group SEARCH split along several other dimensions that had not appeared previously: length of interview, feelings about Mexican Americans, and whether voted in 1988. The SEARCH procedure split the Puerto Rican sample into a total of 10 weighting cells with response rate ranging from 40 to 98%. The Cuban group did not fare as well in the SEARCH process. The SEARCH procedure created only four groups based on race and comprehension of the 1989 interview. Response rates ranged from 54 to 85% across these groups.

After review and discussion of these findings, PSID staff decided to create a total of 31 weighting classes based on a combination of region by cooperation cross-classification for the Mexican group and the SEARCH results for the Puerto Rican and Cuban groups. The weighting cells and adjustment factors for each cell were as follows:

Table 12  
WEIGHTING CELLS AND ADJUSTMENT FACTORS FOR  
LATINO SAMPLE CELLS

Class	Region	Cooperation	Response Rate	Non-response Adjustment
<u>Mexican</u>				
1	NE, Midwest, FL	Excellent	85.7%	1.167
2	TX	Excellent	82.1	1.218
3	SW Metro	Excellent	66.7	1.500
4	LA Metro	Excellent	72.1	1.387
5	Other CA, West coast	Excellent	84.7	1.181
6	Rural SW	Excellent	90.3	1.108
7	NE, Midwest, FL	Very good	71.9	1.390
8	TX	Very good	71.8	1.393
9	SW Metro	Very good	77.3	1.294
10	LA Metro	Very good	59.0	1.696
11	Other CA, West coast	Very good	71.2	1.405
12	Rural SW	Very good	95.9	1.043
13	NE, Midwest, FL	Good, Fair, Poor	67.9	1.472
14	TX	Good, Fair, Poor	74.2	1.348
15	SW Metro, LA Metro	Good	69.0	1.449
16	SW Metro, LA Metro	Fair, Poor	55.9	1.789
17	Other CA, West coast, Rural SW	Good, Fair, Poor	67.8	1.474
<u>Puerto Rican*</u>				
18	--	--	55.6	1.800
19	--	--	55.6	1.800
20	--	--	74.2	1.347
21	--	--	87.8	1.139
22	--	--	40.0	2.500
23	--	--	72.4	1.381
24	--	--	53.6	1.867
25	--	--	89.6	1.116
26	--	--	77.0	1.298
27	--	--	98.2	1.018
<u>Cuban*</u>				
28	--	--	54.1	1.850
29	--	--	81.0	1.234
30	--	--	68.6	1.458
31	--	--	81.1	1.233

\* SEARCH cells used other characteristics. SEARCH cell definitions are not given here, but are available from PSID staff upon request.

One of the nonresponse adjustment factors above is rather large, 2.500 for one of the Puerto Rican weighting classes. However, given that it is not a substantial departure from the next largest weighting class adjustment factor, no trimming of the weighting class adjustment factors was performed.

The LNPS weight for each Temple respondent was obtained from the LNPS data set. This weight consisted of a base adjustment for unequal probabilities of selection, an adjustment for nonresponse based primarily on primary sampling unit characteristics, and a poststratification adjustment to 1989 Current Population Survey (CPS) distributions by age and gender within Latino group. For the purposes of creating a 1990 PSID Latino family weight, this LNPS respondent weight for each Temple respondent was stripped of the poststratification factor. Then the LNPS base and nonresponse adjusted weight for each Temple respondent whose family responded to the 1990 PSID was multiplied by the corresponding nonresponse adjustment factor shown above.

The sum of the 1990 family nonresponse adjusted weights was computed for each Latino group within 49 subgroups formed by cross-classifying age of householder (18-24, 25-34, 35-44, 45-54, 55-64, 65-74, and 75-84) by size of family (1, 2, 3, 4, 5, 6, and 7 or more). A sum of weights was also obtained for each of the 3 x 49 subgroups from pooled 1989-1990 CPS data. The ratio of the CPS percent in the subgroup to the PSID percent in the subgroup was computed as a poststratification adjustment factor. Many of the subgroups in each Latino group had fewer than 30 families. These subgroups were collapsed with neighboring subgroups that had the closest ratio of CPS to PSID percentages to that of the subgroup with small numbers of cases. Sometimes the collapsing was done among several small subgroups.

The CPS to PSID ratio was then multiplied times the nonresponse adjusted PSID Latino family weight to obtain the final PSID Latino family weight.

There were two further steps in the weighting process. First, the family weights obtained from the final poststratification process were rescaled to sum to the sample size for PSID Latino families. Second, the family weight was subsequently assigned to each original sample person in the Latino family.

The Latino family weight is V18944 on the family file. The Latino individual weight is V30687 on the individual level file.

The final family and individual weights for Latino sample members in the 1990 PSID are suitable for adjusting for unequal probabilities of selection, nonresponse, and non-coverage for any analysis restricted to the Latino sample. For example, this weight is suitable for an analysis which uses individuals from only one of the Latino groups. It is also suitable for analysis that compares or combines individuals from two or more of the three groups.

Many analysts are interested in comparing the Latino groups to groups formed from the core sample. As long as the purpose is to compare the Latinos with samples from the core sample, the Latino weights described in this section are appropriate. If an analyst wishes to create a sample subset that has members from both the core and the Latino sample, neither the core nor the Latino weight is appropriate. A separate "combined weight" was constructed for those analysts who wish to compute estimates based on a sample that combines cases from core and the Latino sample, and this construction process is described below.

The Combined Core-Latino Weight. The core sample and Latino sample weights described above are not appropriate for analyses that are based on a subset of cases drawn from each of these subsamples with the 1990 PSID. These separate weights for each subsample do not take into account the fact that a few sample members in the core sample could have been selected as part of the Latino sample as well. Nor do they take into account the possibility that many sample members in the Latino sample could have been selected as part of the original PSID in 1968. That is, the joint probability of selection of these "overlapping" core and Latino sample members is not accounted for in the core or Latino sample weights for either families or individuals.

Further, the construction of weights for the core and Latino samples was based on separate procedures that yielded weights that have incompatible sums. The core sample weights had, prior to 1989, been constrained to be integer values from 1 to 99 to save tape locations on the very long PSID merged record. Their sum was arbitrary, bearing no direct relationship to the total U.S. population, the PSID unweighted sample size, or any other particular feature of the data. In recent PSID releases, the sum of the PSID weights was typically somewhat larger than 300,000. The 1990 family level Latino weights, on the other hand, were constructed to sum to the unweighted count of Latino families, 2,043. Clearly, creating a subset for analysis that combined cases from each subsample and using the sample weights would lead to disproportionate representation for the Latino sample cases.

A combined Core-Latino weight was developed for the 1990 PSID that can be used for analyses that are based on samples that have cases from both the core and Latino samples. The development of the combined weight involved several steps that are outlined in the following paragraphs. The weight was developed at the individual level and then averaged across all sample persons in the family to obtain the family level weight. The weight development required the calculation of a selection probability for each of the Latino groups in the Latino sample as well as for the core sample.

First, the core and Latino samples were divided into a number of subgroups to assist in identifying those cases that could have been selected from both samples. Among the core sample, the following groups were identified:

1. Residing in a non-LNPS county or non-Latino
2. Latino and residing in one of the 382 LNPS counties and in 1989 in
  - a. Florida (the "Cuban" sample);
  - b. the Northeast states of Connecticut, Delaware, Maine, Massachusetts, New Hampshire, New Jersey, New York, Pennsylvania, Rhode Island, or Vermont (the "Puerto Rican" sample); or
  - c. any one of the remaining states of the coterminous U.S. (the "Mexican" sample).

The first group consists of core sample persons who could not have been selected for the LNPS sample.

The second, third and fourth groups include a number of 1990 core sample cases which were not in sample in 1989 because they had moved into the sample in 1990 or they were part of the small 1990 recontact sample. In order to determine into which group they were to be classified, 1990 state was used as an imputed value for 1989 state.

The core sample weights of those individuals in the first group can, after adjustment for discrepancies in the sum of weights, be used directly in analyses based on combined samples. Individuals in the other three groups all could have been selected in the LNPS. Further, their selection probabilities for the LNPS sample depends on which of the states they were residing in, with those in the Cuban sample area having the highest and those in the Mexican sample area the lowest selection probabilities.

The weight for persons in these latter three groups must be a combination of that for core and Latino samples. In particular, the probability of selection of a sample person in these three groups is the sum of the probability of selection for the core sample and the probability of selection for the Latino sample group that they were eligible for, minus the product of those two probabilities. Unfortunately, the calculation of the probability of selection for the core or any one of the Latino groups is not obvious. For the core, one would have to know the original sample from which the 68 family had been selected, SRC or OEO, and then adjust that probability for 21 years of attrition nonresponse. The weight assigned to the individuals in the first groups does just that calculation. For the Latino sample, though, probability of selection would have to be adjusted for an unknown individual level of nonresponse. A simple approach to this calculation is to calculate a 1990 non-response adjusted probability that is simply the 1990 sample size divided by a count of the population in the Latino population as of 1990. That is the calculation that is described below.

For the Latino sample, six groups were created:

1. Known eligible for Core sample in 1968 and residing in 1989 in
  - a. Florida (the "Cuban" sample);
  - b. the Northeast states of Connecticut, Delaware, Maine, Massachusetts, New Hampshire, New Jersey, New York, Pennsylvania, Rhode Island, or Vermont (the "Puerto Rican" sample); or
  - c. any one of the remaining states of the coterminous U.S (the "Mexican" sample).
2. Known ineligible and residing in 1989 in
  - a. Florida (the "Cuban" sample);
  - b. the Northeast states of Connecticut, Delaware, Maine, Massachusetts, New Hampshire, New Jersey, New York, Pennsylvania, Rhode Island, or Vermont (the "Puerto Rican" sample); or
  - c. any one of the remaining states of the coterminous U.S (the "Mexican" sample).

State of residence in 1989 was not known for all Latino sample persons. It was derived from that for Temple respondents associated with each household.

The 1968 Core eligibility was unknown for a small number of cases. A detailed manual inspection of Section K for these cases and for other members of their 1990 families allowed a reasonable assignment of 1968 eligibility to be made for most of these cases. A small residual set of cases remained, however, for whom 1968 eligibility remained unknown. The binary SEARCH algorithm was used to develop a predictive model for 1968 eligibility among those persons for whom status was known. The SEARCH procedure was run separately for each Latino group, and yielded a small number of final cells into which cases with missing 1968 eligibility status could be classified. A random number was then generated and compared to the predicted probability of 1968 eligibility in a cell for each of

the remaining unknown eligibility cases. If the random number exceeded the predicted probability, the case was assigned as eligibility unknown; otherwise, the case was assigned eligibility known.

The probability of selection of individuals for the last three groups could be derived directly from the inverse of the current Latino sample weight. Persons in these groups had only one opportunity to enter the PSID, and that had already been accounted for in the Latino weight.

The probability of selection for individuals in the first three groups was calculated as the sum of the core and Latino group probability, minus the product of those probabilities. Deriving the core probability for them posed a problem.

The core probability of selection could be calculated for each individual in these groups from a model that accounted for factors that might be related to whether they would have been in the national cross-section or SRC sample in 1968 or in the OEO or poverty sample. However, data are not available that would allow specification of a number of factors, including location in 1967 within the U.S. at the time of the initial OEO sample selection. It was therefore considered unrealistic to attempt to calculate an individual level selection probability for inclusion in the core sample for each of these individuals.

Instead, a single overall selection probability was derived for these individuals. The 1990 PSID core sample consisted of 15,624 individuals. These core sample persons represented all persons in the U.S. who had been present in 1968, were descendants of someone present in 1968, or who had married someone who was present in 1968 or one of their offspring. Unfortunately, there is no count of this population. An estimate was derived, though, from 1990 Census figures by adjusting for the estimated 40% portion of the Latino sample who were not present in 1968 or descendants of those present in 1968. (The estimate of 40% was obtained from analysis of data collected in Section K of the 1990 PSID questionnaire which contained questions about 1968 status.) The 1990 Census counted 17,267,624 Latino individuals. Applying the 40% estimate, we obtained an estimate of 6,880,700 Latino persons who were not present in 1968 or descendants of those present in 1968. Subtracting this number from the total 1990 U.S. population of 248,709,873, an estimated 238,322,975 could have been eligible for sample selection in 1968. Therefore, the selection probability for core sample persons is  $15,624/238,322,975 = 0.000065558$ , or 1 in 15,253.

For the Latino sample groups, the calculation was as follows:

Table 13

SELECTION PROBABILITIES FOR LATINO SAMPLE GROUPS

Group	1990 Census	1990 Latino Sample	Probability	Inverse
Mexican	13,495,938	4,563	0.00033810	2957.7
Puerto Rican	1,043,932	1,459	0.00013976	715.51
Cuban	2,727,754	1,100	0.00040236	2479.8

The probability of selection for each sample person in the first three Latino groups (i.e., core eligible) as well as for the core sample Latino eligible could



then be calculated. The results for all 10 groups, four core and six Latino, are as follows:

Table 14  
SELECTION PROBABILITIES FOR ALL GROUPS

Group	Core Probability	Latino Probability	Joint Probability	Inverse
Core				
Non-Latino	0.000065558	0	0.00065558	15253
Mexican	0.000065558	0.00033810	0.00040364	2477.5
Puerto Rican	0.000065558	0.00013976	0.00146310	683.50
Cuban	0.000065558	0.00040326	0.00046879	2133.1
Latino, core eligible				
Mexican	0.000065558	0.00033810	0.00040364	2477.5
Cuban	0.000065558	0.00013976	0.00146310	683.50
Puerto Rican	0.000065558	0.00040326	0.00046879	2133.1
Latino, core ineligible				
Mexican	0	0.00033810	0.00033810	2957.7
Cuban	0	0.00013976	0.00013976	715.51
Puerto Rican	0	0.00040326	0.00040326	2479.8

The inverse of the selection probabilities in the last column of this table are essentially weights that could be applied to each sample person in the ten groups. These weights sum to the U.S. population size, but they yield a distribution across non-Latino, Mexican, Cuban, and Puerto Rican groups that differs from the distribution observed in the 1990 Census. Therefore, a poststratification adjustment was made to bring them into agreement with the Census distribution. In particular, the sample distribution across these four groups was 93.38%, 5.19%, 0.42%, and 1.01%, respectively, while the Census distribution was 93.06%, 5.43%, 0.42%, and 1.10%, respectively. Adjusting corresponding weights for each of the 10 groups yields the following result:

Table 15  
EFFECT OF POST-STRATIFICATION ADJUSTMENT

Group	Initial weight	Revised weight
Core		
Non-Latino	15253	15201
Mexican	2477.5	2588.8
Puerto Rican	683.50	684.21
Cuban	2133.1	2313.8
Latino, core eligible		
Mexican	2477.5	3090.6
Cuban	683.50	716.26
Puerto Rican	2133.1	2689.8
Latino, core ineligible		
Mexican	2957.7	2588.8
Cuban	715.51	684.21
Puerto Rican	2479.8	2313.8

Applying the revised weights (which are actually the mean weight within each group) to sample elements results in a sum of weights that is equal to the U.S. population in 1990, 248,79,873. These revised mean weights were rescaled to sum to the original sum of weights for the 1990 PSID sample, 338,247. Comparing the rescaled mean weights to the mean weights for each group, a factor was computed

which allowed the weights of all individuals in each of the 10 groups to be adjusted up or down to obtain a combined weight that summed to the original sum of weights (i.e., 338,247) and had the proper distribution to account for the joint probabilities. The results were as follows:

Table 16  
ADJUSTMENT FACTORS

Group	Original Mean Weight	Combined Mean Weight	Factor
Core			
Non-Latino	20.85	20.67	0.99140
Mexican	24.34	3.52	0.14468
Puerto Rican	29.43	0.93	0.03162
Cuban	27.16	3.15	0.11587
Latino, core eligible			
Mexican	2.31	4.20	1.82037
Cuban	0.35	0.97	2.80661
Puerto Rican	0.85	3.66	4.27959
Latino, core ineligible			
Mexican	1.85	3.52	1.90666
Cuban	0.36	0.93	2.58189
Puerto Rican	1.04	3.15	3.01756

The combined weight was calculated for each sample person in the combined data set. The following results for the combined eight were obtained by each of the 10 sample groups:

Table 17  
COMBINED WEIGHT MEANS

Group	Mean	Standard Deviation	Minimum	Maximum
Core				
Non-Latino	20.67	16.40	0.42	130.74
Mexican	3.52	2.37	0.27	10.38
Puerto Rican	0.93	2.16	0.48	8.01
Cuban	3.15	0.48	0.14	2.05
Latino, core eligible				
Mexican	4.20	2.97	0.69	12.69
Cuban	0.97	2.86	0.77	20.29
Puerto Rican	3.66	0.49	0.31	3.59
Latino, core ineligible				
Mexican	3.52	2.52	0.65	12.91
Cuban	0.93	2.45	0.54	14.30
Puerto Rican	3.15	0.51	0.28	2.76

Finally, the combined weight for individuals was averaged across all sample persons in each family to obtain a family level combined weight.

We recommend that anyone conducting analyses which combine cases across the core and Latino samples use the combined weights. The family-level combined weight variable is V18945; at the individual level, V30688. For comparisons of core and Latino groups or analysis of only the core or only the Latino samples, the core (family: V18943; individual: V30686) or Latino (family: V18944; individual: V30687) weights are sufficient to account for unequal selection probabilities and nonresponse.

### Split Sample Filter for the Latino Sample

As mentioned in Part 1, we have selected four independent quarter-samples for assessing the stability and power of models. The variable designating these samples is V18914. The generation of this variable's values for the core sample has been described elsewhere, but the addition of the Latino sample meant adding comparable information for them.

Values for the Latino sample were created in a slightly different manner from those for the core sample. The LNPS response cases were ordered by Stratum, Sampling Error Computing Unit (SECU) code, Listing Area number (LA #), and the LNPS/Temple ID. A systematic assignment of split sample filter group codes 1-4 was made to each case on the list, varying the order of the systematic assignment to LA # groups to assure balance in sample size across split sample filter groups. The split sample filter value assigned to each LNPS case was then attached to the 1990 family, if any, connected to that case using the Temple identifier as a match. The distributions of various key variables (e.g., age, gender, income, Latino group) for each split sample group were compared and found to be nearly identical.

### Linking Data: Splitoffs

From the 1981 wave onward, data have been provided to assist the user in linking splitoff records with those of their main families. The family-level data for each main family in 1990 (V17707=0) contain values for V18922 representing the actual number of successfully interviewed 1990 splitoff families generated from this family. Thus, splitoff nonresponse cases are not included. On each splitoff data record (V17707=1), the family portion of the record contains the current year's interview number (V17702) of the associated main family at V18923. The individual-level record of each member of a splitoff family also contains this interview number (V30679), as well as month and year the splitoff family was formed (V30677 and V30678).

The month and year in which the splitoff family was formed are derived from actual move-out dates of splitoff individuals as reported on the main family coversheets. Thus, in the relatively rare event that two or more individuals move at different times from the main family to form one splitoff family, each individual receives his or her actual date of move as code values for V30677 and V30678. Any other splitoff individuals who did not move out of a main family but simply appeared for the first time in the splitoff family, such as nonsample spouses, friends, miscellaneous relatives and newborn children, receive the move-out date given for the splitoff mover-out. When more than one splitoff mover-out date exists (a rare occurrence), these new persons receive the earlier date.

For those individuals who move from institutions to form their own splitoff families, code values of 98 are inserted into the tape locations for both month and year. The other miscellaneous splitoff family members appearing for the first time in the study receive missing data code values of 99 for these month and year variables.

### Linking Data: Families Sharing Households

It is not uncommon for two or more family units to share living quarters. Panel families involved in such a situation may live with persons or families who

are not sample members and who are not included by the study as family members because the arrangement is supposedly temporary. The situation resembles that of roommates, where expenses are split between the individuals involved. However, the members of one panel family may also move in with the members of another panel family. Financial disasters such as divorce and unemployment contribute heavily to such patterns of behavior. Most frequently, a former splitoff child, already separately interviewed, returns home to live with panel parents for a period of time until resuming life on his or her own. Occasionally, siblings who are each being interviewed move in together to share an apartment, or aging panel parents go to live with their panel children. We continue to interview each of these smaller groups separately, as if they were living apart.

We provide information to identify situations of multiple family units sharing the same household and to facilitate the linking of PSID family units in the same household. The precise set of variables used for these purposes varies over the course of the study. The variables follow one pattern in 1969-1981, a different pattern in 1982-1985, and a third pattern from 1986 on. The variables describing shared-household situations and facilitating linkages in 1969-1981 do not appear in the documentation volumes for those years because they have been added since those data were originally released and the volumes were published. Documentation for them is provided below. The codes for the variables for identifying shared-household situations and linkages in waves 1982 onward appear in the documentation for the respective wave.

Identifying Shared Household Situations from 1986 Onward. The variable for identifying a shared-household situation is Current Household Composition (1990: V17716). The household code not only distinguishes PSID and non-PSID family units sharing a household but also differentiates between primary family units and secondaries. Codes 4, 6, and 8 indicate multiple PSID family units living under the same roof at the time of interview. Codes 5, 7, and 9 indicate that the given PSID family unit is sharing the household with non-PSID family units.

Identifying Shared Household Situations from 1982 through 1985. Identification of shared households in these waves can be accomplished using the Current Family Composition variable (1985: V11117), which in later waves was split into two separate variables (Current Family Composition with fewer codes and Current Household Composition). The codes representing shared-household situations take precedence over codes representing the composition of the given family unit. Codes on Current Family Composition for 1982-1985 distinguish both (a) PSID versus non-PSID units sharing a household and (b) primary versus secondary family units. Codes 4, 6, and 8 indicate multiple PSID family units living under the same roof at the time of interview. Codes 5, 7, and 9 indicate that the given PSID family unit is sharing the household with non-PSID family units.

Identifying Shared Household Situations from 1969 through 1981. To identify shared households in these years, two variables must be accessed: Current Family Composition (1981: V7515) and FU Primacy Within HU (1981: V8111). The Current Family Composition code 5 (described as just "other" in the documentation) indicates a shared-household situation. To tell whether the situation involves sharing with another PSID family unit versus a non-PSID family unit, and to tell whether the given PSID family unit is a primary versus a secondary unit, use the

FU Primacy Within HU variable. This latter variable was constructed from originally uncoded data and does not appear in the tape code portion of any PSID documentation. The codes for FU Primacy Within HU are as follows:

1. This family unit is a Primary that shares the household with another family unit that is also interviewed.
2. This family unit is a Primary that either (a) does not share the household with another family unit, (b) shares the household with a family unit that is not interviewed, or (c) is in a situation in which sharing with another family unit was not ascertained.
3. This family unit is a Secondary that shares the household with at least one other family unit that is also interviewed.
4. This family unit is a Secondary that shares the household with at least one other family unit that is not interviewed.
0. No data for a PSID family unit in this year (family record is filled with zeroes; relevant only when using the family-individual file, as mentioned in the introduction to Part 2 of Section II.)

The variables providing this information are as follows:

Table 18

VARIABLE NUMBERS AND TAPE LOCATIONS FOR 1968-1981 FU PRIMACY WITHIN HU VARIABLES

Wave	Variable Number	Tape Location
1969	V1016	1043
1970	V1767	1135
1971	V2346	949
1972	V2980	994
1973	V3311	566
1974	V3731	608
1975	V4232	759
1976	V5114	1466
1977	V5682	942
1978	V6221	980
1979	V6815	1039
1980	V7457	1100
1981	V8111	1241

Linking Shared Household Family Units from 1982 Onward. Beginning with 1982, a set of variables describe and identify each PSID family unit sharing the same household. As many as five PSID family units were living in the same dwelling unit in 1990, and so four sets of these variables are included for 1990 data. For each other PSID family unit in the household, the ID number is given as a separate variable labeled ID for first other family unit, ID for second other family unit, etc. (1990: V18924, V18927, V18930, V18933). The ID number variable is filled with zeroes if no other PSID family unit of the specified rank shares the household (e.g., if a family unit shares the household with only one other PSID family unit, then the ID number for the second sharing family unit is '0000'). A measure of the kinship ties with the other PSID family unit in the same household is included (1990: V18925, V18928, V18931, V18934). Beginning with 1985, a measure of family size (1990: V18926, V18929, V18932, V18935) for each other PSID family unit residing under the same roof was added to the set. This information helps analysts select which family units within a given household they will link.

Household ID for Linking in 1969-1981 and from 1986 Onward. The Household ID Number variable (1990: V18936) takes on a common value for all PSID family units sharing the same household. This variable, in conjunction with an indicator of whether the given family unit is living in the same dwelling with other interviewed family units, can be used to link all PSID family units in the same

dwelling. (From 1986 onward, the Current Household Composition variable (1990: V17716) is the indicator; for 1969-1981, use the retroactively constructed FU Primacy Within HU variable described above.) If multiple PSID family units live in the same household, then Household ID equals the lowest value for the current-year family ID number (1990: V17702) of any of the PSID family units in that household. If a family unit does not share the household with another interviewed PSID family unit, then Household ID Number simply takes on the same value as that family unit's ID Number. The Household ID variables for years 1969-1981 are as follows:

Table 19

## VARIABLE NUMBERS AND TAPE LOCATIONS FOR 1969-1981 HOUSEHOLD ID VARIABLES

Wave	Variable Number	Tape Location
1969	V1015	1039
1970	V1766	1131
1971	V2345	945
1972	V2979	990
1973	V3310	562
1974	V3730	604
1975	V4231	755
1976	V5113	1462
1977	V5681	938
1978	V6220	976
1979	V6814	1035
1980	V7456	1096
1981	V8110	1237

Taxes

This year and each year since the 1980 wave, taxes of Head, Wife/"Wife" and other earners have been generated by computer. In previous years they were constructed during the editing process.

The 1985 documentation summarizes in detail the procedures used for calculation of taxes in that wave (1984 tax year) on pages 91-100. Changes since then are located in Section I, Part 5 of each succeeding wave's documentation. We mention here only changes for 1990 (1989 tax year).

Adjusted Gross Income. The procedure for calculation of adjusted gross income (AGI) is similar to last year's, but the taxable portion of Head's (V17870) and Wife's/"Wife's" (V17891) retirement income exclusive of Social Security and Veterans Administration pensions is set at 75 percent of its total.<sup>2</sup> Beginning in 1987 tax year, unemployment benefits became taxable, so Head's and Wife's/"Wife's" unemployment compensation (1990: V17872 and V17892) are included in AGI.

Itemized Deductions. From the 1984 interviewing year through the present, respondents were asked whether they itemized on their federal tax returns (1990: V18711). For those answering yes, we estimate itemized deductions as equal to a given percentage of their AGI, with the percentage varying by the size of AGI. The percentages used this year are shown in Table 20.

---

<sup>2</sup> This was the ratio, over all income classes, of pension and annuity income in AGI to total pension and annuity income, using preliminary data for 1989 tax year from the staff at the Internal Revenue Service's Statistics of Income Bulletin.

Table 20  
ITEMIZED DEDUCTIONS BY AGI CLASS

AGI	Itemized Deductions as a Percent of AGI
less than \$15,000	62
\$15,000-\$19,999	42
\$20,000-\$24,999	34
\$25,000-\$29,999	28
\$30,000-\$34,999	27
\$35,000-\$39,999	25
\$40,000-\$44,999	23
\$45,000-\$49,999	21
\$50,000-\$54,999	21
\$55,000-\$59,999	20
\$60,000-\$74,999	20
\$75,000-\$99,999	20
\$100,000-\$199,999	19
\$200,000-\$499,999	16
\$500,000-\$999,999	13
\$1,000,000 or more	11

These percentages were calculated as the aggregate amounts, by AGI class, of itemized deductions divided by AGI, and were preliminary figures from the staff of the IRS' Statistics of Income Bulletin. The percentages are updated from those used for earlier waves, and the data are for 1989 tax year. The percentage used for those with AGI of less than \$15,000 was calculated using only the aggregates for the \$10,000-\$14,999 group, as too many cases of itemizers with AGI below \$10,000 were suspect.

The IRS no longer refers to zero bracket amounts in its tax tables, so beginning with the 1988 wave (for 1987 tax year) we now subtract the larger of itemized deductions or the standard deductions. Standard deduction amounts for those under 65 and not blind are: \$3,100 for single persons, \$4,550 for heads of households and \$5,200 for married couples filing jointly.

For single filers and heads of households who are blind or age 65 or older, an extra amount of \$750 is added to the standard deduction for each status; thus, a single person age 65 or older has a standard deduction of \$3,850 (\$3,100 basic deduction + \$750 extra amount). If he or she is also blind, the deduction increases by another \$750 to \$4,600.

For married couples filing jointly, if either spouse is age 65 or older or blind, the extra amount is \$600 for each status for either person. The maximum extra deduction is \$2,400 for a total standard deduction of \$7,600.

The standard deduction for a person who is claimed as a dependent by someone else is limited to \$500 or the person's earned income, whichever is greater, but no more than the standard deduction allowed for the dependent's filing status.

The probabilities of itemizing, which can be expected to vary significantly not only with income but also for homeowner, were generated from the 1990 family-level data as shown in Table 21.

Table 21

## PROBABILITY DISTRIBUTIONS FOR ITEMIZATION BY AGI CLASS

AGI	Renters	Homeowners with Mortgages	Homeowners without Mortgages
less than \$1	1.6%	5.7%	5.4%
\$1-\$4,999	4.1	14.0	16.1
\$5,000-\$9,999	6.9	25.4	27.2
\$10,000-\$14,999	7.6	31.4	29.4
\$15,000-\$19,999	11.5	38.6	28.6
\$20,000-\$24,999	13.7	46.8	29.3
\$25,000-\$29,999	12.5	61.2	30.3
\$30,000-\$34,999	21.7	60.9	39.7
\$35,000-\$39,999	26.5	69.2	43.8
\$40,000-\$44,999	26.0	75.3	50.0
\$45,000-\$49,999	30.5	82.4	48.6
\$50,000-\$54,999	37.5	78.3	66.7
\$55,000-\$59,999	44.9	87.6	75.0
\$60,000-\$74,999	57.3	90.3	80.0
\$75,000-\$99,999	59.9	92.0	73.3
\$100,000-\$199,999	70.9	93.6	96.0
\$200,000-\$499,999	100.0	100.0	75.0
\$500,000-\$999,999	100.0	100.0	100.0
\$1,000,000 or more	100.0	100.0	100.0

The percent itemizers was calculated as the number answering yes to V18711 divided by the sum of the number answering either yes or no. The denominator excluded those not answering or who didn't know whether they had itemized. The percent for those with AGI of less than \$5,000 was based only on those whose AGI was also above zero.

Dependents and Exemptions. The allowance per exemption was increased to \$2,000 for 1990 (1989 tax year). The IRS changed its exemption rules beginning with the 1987 tax year to eliminate the double-counting of dependents as exemptions for both the dependent's claimers and the dependent's own tax forms. Hence, the number of exemptions can now equal zero.

Filing Status. No changes were made to this procedure.

Marginal Tax Rates and Tax Payments Before Credits. If other family members were present in the family for only part of the year, their incomes represent only that portion for the time they were present. In the 1985 wave, their marginal tax rates were assigned and tax payments calculated by our program using the part-year incomes and, because of the progressivity of the income tax, were somewhat distorted. Beginning in 1986, we incorporated an adjustment to tax liability by applying the percent proration variables (1990: V17976, V17981, V17986, V17991, V17996) to the PSID "Taxable Income" variables. Otherwise, our procedure is identical with that used in 1985.

Tax Credits. The earned income credit increased over last year's. It is now equal to 14% of the first \$6,503 of earned income, less 10 percent of income over \$10,239. This credit then cannot exceed \$910 and falls to zero at an earned income or AGI of \$19,341. The tax credit for the elderly remained the same as last year's.



### Institutionalization

To facilitate analysis of family units living in institutions, a variable (1990: V17723) indicating the type of institution in which the family resides has been included in the data each year since 1985. Thus, the analyst need not employ oblique and imprecise methods to isolate these families, as was formerly the case.

Families who are not in institutions but who have some member in educational facilities, the Armed Forces, prison, or health care facilities might be incurring some financial responsibility for such members. Thus, four variables (V18910-V18913) count the number of members in each of the above-mentioned types of institutions. A very few families may have some members in other types of institutions, such as religious houses. No counting variable was generated at the family level because the number of such cases is negligible.

### FIPS State and County Codes and Beale's Urbanicity Code

Population density of the area in which the family lives is a very important item. The urbanicity code (1990: V18892) devised by Calvin Beale and Peggy Ross of the USDA has been added to each wave beginning in 1985. Also, the FIPS system of coding state and county (1990: V18890-V18891) as used by Beale to assign urbanicity was added to the data. We retain our usual state and county codes with 1990 (V17703-V17705). Appendix 1, pages 701-721 of A Panel Study of Income Dynamics, Procedures and Tape Codes, 1985 Interviewing Year, Vol. I, lists the FIPS codes and the ways in which they differ from the PSID's codes.

Please note that county codes for current county of residence, including both the PSID code (1990: V17704) and the FIPS code (1990: V18891) have been filled with zeroes for the publicly released files. See State and County Codes at the beginning of this part (Part 5) for details.

### Marriage and Birth Histories--Family-Level Variables

No marriage history variables are included at the family level for 1990, but a few birth history variables are available. We have simply counted the number of children born during calendar year 1989 to Head only (V18937), to Wife/"Wife"/husband of Head/first-year cohabitor only (V18938), to Head and Wife/"Wife"/husband of Head/first-year cohabitor jointly (V18939), and to other family unit members (V18940). These totals are based exclusively on 1990 reports. Much more detail about births and marriages is available at the individual level (see below) and through the Demographic Event History files (see Part 6 of this section).

### Marriage and Birth Histories--Individual-Level Summary Variables

The individual-level marriage and birth data available on the 1968-1990 cross-year file (V32009-V32049) contain information from the initial retrospective data collection effort in 1985 through the current wave. Because an individual can age out of updating questions (in the case of births) or become nonresponse, these data are not up to date through the current wave for everyone. Variables are provided to indicate the recency of the birth or marriage information.

The data record for each individual whose marriage and birth histories were collected--a Head, Wife, "Wife", or other FU member age 12-44 at any time during the 1985 through the 1990 waves--contains birth dates of the oldest and the four youngest children (V32023-V32032), as well as the total number of births (V32022).

Births to this individual are current as of the wave indicated in V32021. Marriage data include the total number of marriages (V32034), month and year dates, and separation, widowhood and divorce events of the first and last marriages (V32035-V32048). The last known marital status of the individual (V32049) is included, as is a variable for the wave in which the marriage data were most recently gathered or updated (V32033).

Data are also provided about the individual's parent if birth and marriage histories were collected for the parent at any time from 1985 through the current wave and the individual is reported as a birth in the parent's birth history. The parental variables include identifiers for the parent (mother: V32009 and V32010; father: V32016 and V32017). (Mother identifiers are present in the data records of some individuals who were not reported as births in any female's birth history collected from 1985 onward. These identifiers were coded during 1983 and 1984 data processing from uncoded information for individuals who were present in 1983 or 1984 families. No information about the mother other than her identifying information is provided in such cases.) The parental variables also include parent's year of birth, total number of children, and where the given individual ranks in the birth order of the parent's children (mother: V32011-V32013; father: V32018-V32020). Birth weight of the individual (V32014) is also derived from a parent's birth history data. If the mother's birth history was collected, then birth weight is taken from her birth history report, but if just the father's birth history was collected, then the values are taken from his birth history information. The variables indicating each parent's total number of children and rank order of this individual in that total are current through the most recent wave in which birth history was collected for that parent. Detail about all children is available on the 1985-1990 Childbirth and Adoption History file. Comprehensive data on marriages of the given individual and the parent are available on the 1985-1990 Marriage History file.

#### **Part 6: The Demographic History Files and 1968-1985 Relationship File**

Several special public-release files contain detailed information collected by the PSID that would be cumbersome to store on the study's main files. Hence, the details have been relegated to special files and the information presented in a summarized form on the main files. Analysts wanting complete details on these topics must turn to the special public-release files. These files may have some stand-alone uses and contain some of the same information as the main files, but they are of greatest value if merged with the main PSID data. The special files are obtainable through ICPSR; see Part 9 of this section for information about whom to contact.

Demographic History Files. Each year since 1985, the interview has contained questions about a number of demographic events asked of PSID family members eligible for such events. The events include childbirth, adoption, marriage, separation and divorce. Retrospective histories of substitute-parenting activities were also collected in one wave--1985. Since the full detail on the various demographic events is desired by only a relatively small subset of potential data users, but a sizable number of data users may want some of the detail, we disseminate two types of data products. One is the addition of individual-level summary variables to the main PSID data file, discussed under Marriage and Birth Histories--Individual-Level Summary Variables in Part 5 of this

section and documented in Section II, Part 2. The other data products are special publicly-released, fully documented files containing all present-year and past-year detail of collected demographic history information.

One of these files, the 1985 Ego-Alter file, contains all of the demographic history detail collected in the 1985 wave. A record on that file represents a pair of individuals related by marriage, childbirth, adoption, or substitute parenting (one of the variables indicates the type of record--marriage record, childbirth record, adoption record, or substitute-parenting record). The demographic history detail from the 1985 wave is based on comprehensive retrospective histories collected at that time. It includes detail about the timing and circumstances of the demographic event relating the pair of individuals--parenting or marriage--up to and including 1985. The 1985 Ego-Alter file contains 41,368 records, has an LRECL of 82, and occupies 3.3 megabytes.

Since then, updates to this information, as well as retrospective histories for those new to the study, have been collected. These files cover marital events or childbirth and adoption events and build from the 1985 Ego-Alter file, adding events reported since 1985. The files are known as the Marriage History file and the Childbirth and Adoption History file. Like the 1985 Ego-Alter file, they follow a one-event-per-record format (each record represents a pair of individuals related by the event specified in the file's title--marriage, childbirth or adoption). They differ from the 1985 Ego-Alter file in that (1) separate files are created for the different types of demographic events; (2) individuals reporting zero events of the specified type are included on the files (they were not included on the 1985 Ego-Alter file); (3), reports of post-1985 events are recorded, as are events from retrospective histories reported for individuals entering the PSID since 1985; and (4) they do not include substitute parenting events. The current set of these demographic history files covers 1985-1990 information and is now publicly available.

The 1968-1985 Relationship File. The 1968-1985 Relationship file was released to ICPSR in October 1992. This file identifies the blood, marital, or cohabitational relationships between each pair of individuals who were members of family units that descended from a common original 1968 family unit. The records include variables that identify the relationship of the pair in each of the eighteen years 1968 through 1985. Also included are sets of coresidence and PSID status variables designating whether each individual was present in a responding household for each of the eighteen years, and a modest number of variables serving as identifiers and basic demographic measures--age and gender. The file contains two records for each pair of individuals--one record identifying the 1968-1985 relationships of the first person to the second person and a second record identifying the 1968-1985 relationships of the second person to the first person.

The relationship file was designed to clarify certain relationships between individuals co-residing in a given year, for example, to distinguish stepchildren from biological children and, when both are living in their grandparents' household, cousins from siblings. It also provides information about the relationships of individuals who live in different family units in a given year. Relationships between persons living apart are focal to issues such as child support by non-custodial parents or support of frail parents in nursing homes. Used in combination with the extensive information available in the PSID's 1968-

1985 cross-year file, it offers the opportunity for rich analysis of living arrangements of individuals and families.

The 1968-1985 Relationship file contains 426,680 records, has an LRECL of 552, and occupies 235 megabytes.

#### **Part 7: The Work History Supplement Files**

The employment histories with event dating include a fairly large amount of data for some Heads and Wives/"Wives" who experienced several job changes. Thus, inclusion of all the data in each year is not feasible for the main files. Cross-year tapes were created for all Heads and Wives/"Wives" in any year from 1984 through 1987. These tapes contain the additional employment history data, if any, as well as the complete family-level record and include a complete record for each Head and each Wife/"Wife". For married couples, the family-level data are duplicated for the two persons. Unlike most PSID special files, the Work History Supplement files are stand-alone data files, complete unto themselves. The 1984-1987 Work History file, to take an example, contains 12,620 records, has an LRECL of 9,566, and occupies 120.7 megabytes.

Work history questions were extensively revised beginning in 1988. Their orientation is employer-based rather than position-based, as in 1984-1987. Current year information on weeks spent working, unemployed, and out of the labor force is no longer available. Extra-job questions are more extensive, with the addition of month and year the extra employment began and ended. At this time, our plan is to release a complete cross-year file of all work history data from 1984 through 1992, with documentation explaining the differences between 1984-1987 and 1988 onward.

#### **Part 8: 1990 Self-Administered Questionnaire (SAQ) and Telephone Health Care Cost Questionnaire (THQ)**

As part of the 1990 interviewing effort, funds were granted to Lee Lillard of the Rand Corporation from the National Institute on Aging to supplement the PSID with data about older panel members in the core (but not Latino) sample. This resulted in question additions to the main questionnaire as described in Part 1 of this section, but additionally two supplemental data files were produced:

1. Each 1990 Head and Wife/"Wife" age 50 or older was mailed a self-administered questionnaire. The questions asked about the respondent's health, health care coverage, long term care coverage, and asked permission for the PSID and the Rand Corporation to obtain Medicare claims information from the Health Care Financing Administration. Details about these data are included in a separate document, A Panel Study of Income Dynamics: Procedures and Tape Code, 1990 Interviewing Year (Wave XXIII) 1990 Self-Administered Questionnaire: A Supplemental File.
2. A long series of questions about health care costs was asked as part of the regular telephone interview for Heads and Wives/"Wives" age 65 or older. This series of questions is documented in A Panel Study of Income Dynamics: Procedures and Tape Code, 1990 Interviewing Year (Wave XXIII) 1990 Telephone Health Care Cost Questionnaire: A Supplemental File.

The Self-Administered Questionnaire (SAQ). At the conclusion of the main questionnaire in 1990, interviewers mailed a questionnaire to each Head, Wife or "Wife" who was age 50 or older. This questionnaire asked about the person's health status and included a request for access to Medicare records. (The

Medicare file is available under special contractual arrangements. For more information, contact Terry Adams at (313) 763-6868 or TKADAMS@ISR.UMICH.EDU.)

The PSID had 3,276 core sample Heads and Wives/"Wives" in 1990 who were age 50 or older. We received 2,429 codeable questionnaires for a response rate of 74.4%. Nonresponse information is included on the main file at the individual level (V30682). See Section II, Part 2 of this volume and the SAQ documentation for details. The first section of the questionnaire was to be completed by all respondents, but then they were routed into either a Medicare-eligible or a non-Medicare-eligible section. This distinction was made on the basis of age, with the assumption that all individuals age 65 or older are eligible for and receiving Medicare and included a proviso for persons under age 65 who could be eligible for Medicare through disability or other reason. Although most of the questions in each section are identical, a few were omitted from one of the sections or underwent wording changes.

The data file has one record per responding person. These can be matched to the main family level file using the family-level variable V17702 and the SAQ variable V2, 1990 ID number. To match with individual-level data, use individual-level variables V30642 and V30643 with SAQ variables V2 and V3 (1990 ID and Sequence Number).

The Telephone Health Care Cost Questionnaire (THQ). The 1990 telephone health questionnaire for Heads and Wives/"Wives" age 65 or older was administered by the interviewer at the time of the main interview and was returned along with the main questionnaire.

The PSID sample for 1990 included 1,194 core families with Heads and/or Wives/"Wives" who were age 65 or older. Of these 1,194 eligible families, we failed to obtain the supplement for only 16 of them; thus the total number of families receiving the supplement was 1,178.

As mentioned above, the questions in this supplement covered detailed health care costs for eligible Heads and Wives/"Wives". The data include separate cost and payment source information associated with every hospitalization or nursing home stay for each age-eligible Head or Wife/"Wife" during the twelve months prior to the 1990 interview. Similar cost and payment data about outpatient surgery, other office visits, oral surgery, prescription medication, eyeglasses and hearing aids, and professional and nonprofessional home care were also collected for each eligible Head and/or Wife/"Wife". Some collective questions were included about help with domestic duties, both paid and unpaid; help with financial planning; and cash and noncash gifts.

After data entry, the PSID staff attempted matches with the main 1990 family file to locate possible coding error of identifiers and to generate nonresponse information, included on the main file in V18941 (for Heads) and V18942 (for Wives/"Wives"). See the codes in Section II, Part 1 of this volume.

The Telephone Health Questionnaire (THQ) questionnaire asks questions about each age-eligible Head (Section A) and/or Wife/"Wife" (Section B). If one spouse was eligible but the other was not, then the supplement variables for the ineligible spouse are filled with zeroes (and the values for 1990 main family file V18941 and V18942 equal 1 for the eligible spouse and 5 for the ineligible spouse). Questionnaire Section C asks about the Head and Wife/"Wife" together

even if one is age-ineligible, as separating help received with household tasks and financial matters would be impossible and meaningless. Thus, the data file has one record per eligible family. If neither Head nor Wife/"Wife" is age-eligible, then no record exists for that family on this file.

The data records can be matched to the main family file using the main family-level file variable V17702 and the Telephone Health Questionnaire (THQ) variable V2, 1990 Interview (ID) Number.

#### **Part 9: Data Available**

For each year of this study through the 1989 wave, single-year family-individual and family files were created. In addition, family-level data were merged across waves to create two- through twenty-two-year cross-year family-level files. Cross-year family-individual data files were created on a five- through twenty-two year basis. These files contain all individuals who were response in the most recent year. Additionally, beginning in 1984, we created much expanded annual versions of the family-individual data that included all individuals ever in the study; that is, data for all currently nonresponse individuals were available as separate files that could be concatenated with the response data.

Beginning with this (1990) wave, we were forced to revise our structure considerably because of computer system limitations--our tape locations were approaching 32,767 with the addition of the 1989 data. The data are no longer merged on a family-individual basis; instead, we produce a cross-year individual file and twenty-three single-year family files. The individual file includes both response and nonresponse individuals. The 24 data files, from 1968 through 1990, are in character format. Each is accompanied by its own set of SAS and SPSS read statements and an OSIRIS type 5 dictionary. The OSIRIS dictionary is in record format layout, which can be modified for use in systems other than SPSS and SAS. Contact Marita Servais at servais@umich.edu if you need a further description of OSIRIS dictionaries. For details about the single-year family/cross-year individual file structure and filebuilding examples, see Part 10 of this section.

For a more detailed description of all of the tapes, see the User Guide to the PSID. Two tapes were also created using the 1967 S.E.O. data for the part of the sample that was originally interviewed by the Census.

Employment histories for 1984-1987, the 1985 Ego-Alter file, the 1985-1990 Childbirth and Adoption file, the 1985-1990 Marriage History file, the 1968-1985 Relationship file, the 1990 Self-Administered Questionnaire and the 1990 Telephone Health Care Cost Questionnaire are also available. Refer to Parts 6 through 8 above for brief descriptions.

All inquiries for information about this study should be made in writing to: Member Services, Inter-University Consortium for Political and Social Research, Institute for Social Research, University of Michigan, P.O. Box 1248, Ann Arbor, Michigan 48106. Refer to ICPSR study number 7439, and please specify which datasets you need.

Machine readable documentations for all of the family and individual data are available upon special request. For 1990, this consists of a set of 28 files: one each for the 23 waves of family-level data 1968 through 1990, one for the cross-year 1968-1990 individual file, and one each for the following four indexes: the

Family Alphabetical Index, the Individual Alphabetical Index, the Family Numerical index, and the Individual Numerical Index. These 28 files contain everything from the printed versions except previous years' versions of cross-year individual data and indexes, and the pages containing each year's questionnaires and editing worksheets. The questionnaires and worksheets can be obtained through ICPSR by special request.

#### **Part 10: Creating Datasets from the Single-Year Family and the Cross-Year Individual Files**

The PSID no longer releases merged cross-year files. As we mentioned in the 1989 documentation, our highest tape location for the 1968-1989 merged cross-year family-individual file was 32,759--precariously close to the limit of 32,767 for most computer systems.

The traditional cross-year family-individual files have been replaced by single-year family files and a cross-year individual file. The twenty-three single-year family files (one for each year of the study from 1968 through 1990) contain all of the family-level variables collected in each wave. Each of these family files has one record for each family interviewed in that wave.

The cross-year individual file contains all twenty-three years of individual-level variables collected from 1968 to 1990, and each individual has his own record. Both current-year response and nonresponse persons are included. The file contains an interview number for the family to which each person belongs together with information unique to that person. That is, each member of a family has a family Interview (ID) Number whose value is identical with the values of that data item for all the other family members in that family. In addition, each individual is assigned a unique sequence number, which indicates the person's position and status for any given year's list of family members. Thus, the first person listed, always the Head of the family, is 01, the second person listed is 02, and so on.

This new file structure is used on both the CD-ROM and the tape files, and will be used for all files in future years.

#### Creating Cross-Year Family-Individual Files

As mentioned above, each single-year FAMILY file contains one record for each family interviewed in the specified year. The records in each file are identified by the family Interview Number for that year, in sort order by that variable, and contain the rest of the family-level variables for that year.

Figure 1

## SINGLE-YEAR FAMILY FILES

68fam

FORMAT: family data for 1968  
 RECORDS: one record for each family in 1968  
 ID'S: 1968 family Interview Number  
 SORT ORDER: 1968 family Interview Number  
 N: 4,802 families  
 MB OF DATA: 3.6 MB

69fam

FORMAT: family data 1969  
 RECORDS: one record for each family in 1969  
 ID'S: 1969 family Interview Number  
 SORT ORDER: 1969 family Interview Number  
 N: 4,460 families  
 MB OF DATA: 8.7 MB

90fam

FORMAT: family data 1990  
 RECORDS: one record for each family in 1990  
 ID'S: 1990 family Interview Number  
 SORT ORDER: 1990 family Interview Number  
 N: 9,371 families  
 MB OF DATA: 21.9 MB

The cross-year INDIVIDUAL file contains all individual-level variables for 1968 through 1990 and includes one record for each person ever in a PSID family up to and including the current wave. The records in this file are identified by 1968 family ID (V30001) and Person Number (V30002) and are in sort order by these variables. The file contains the Interview Number of the family with which the person was associated in each year after 1968, as well.

Figure 2

## CROSS-YEAR INDIVIDUAL FILE

sortid's	68ind	69ind	...	90ind
----------	-------	-------	-----	-------

FORMAT: individual data for 1968-1990  
 RECORDS: one record for each person ever-in through 1990  
 ID'S: 1968 family Interview Number and Person Number  
 SORT ORDER: 1968 family Interview Number and Person Number  
 N: 46,890 persons  
 MB OF DATA: 76.5 MB

Assembling a Cross-Year Family-Individual File

Few users will want to analyze the full data file for all persons ever in the study, and so your first step is to decide which variables, individuals and waves of data interest you.

The root principle in any merge of family data with individuals involves a match of the two files using yearly Interview Numbers for the wave(s) in which the



chosen family variables were collected, and so these variables for Interview Number must be retained as part of any subsetted data, either family or individual. The chart below shows the annual variable numbers for the single-year family and cross-year individual files.

Table 22  
Family and Individual Interview Numbers

Wave	Family Variable Number	Individual Variable Number
1968	V3	V30001
1969	V442	V30020
1970	V1102	V30043
1971	V1802	V30067
1972	V2402	V30091
1973	V3002	V30117
1974	V3402	V30138
1975	V3802	V30160
1976	V4302	V30188
1977	V5202	V30217
1978	V5702	V30246
1979	V6302	V30283
1980	V6902	V30313
1981	V7502	V30343
1982	V8202	V30373
1983	V8802	V30399
1984	V10002	V30429
1985	V11102	V30463
1986	V12502	V30498
1987	V13702	V30535
1988	V14802	V30570
1989	V16302	V30606
1990	V17702	V30642

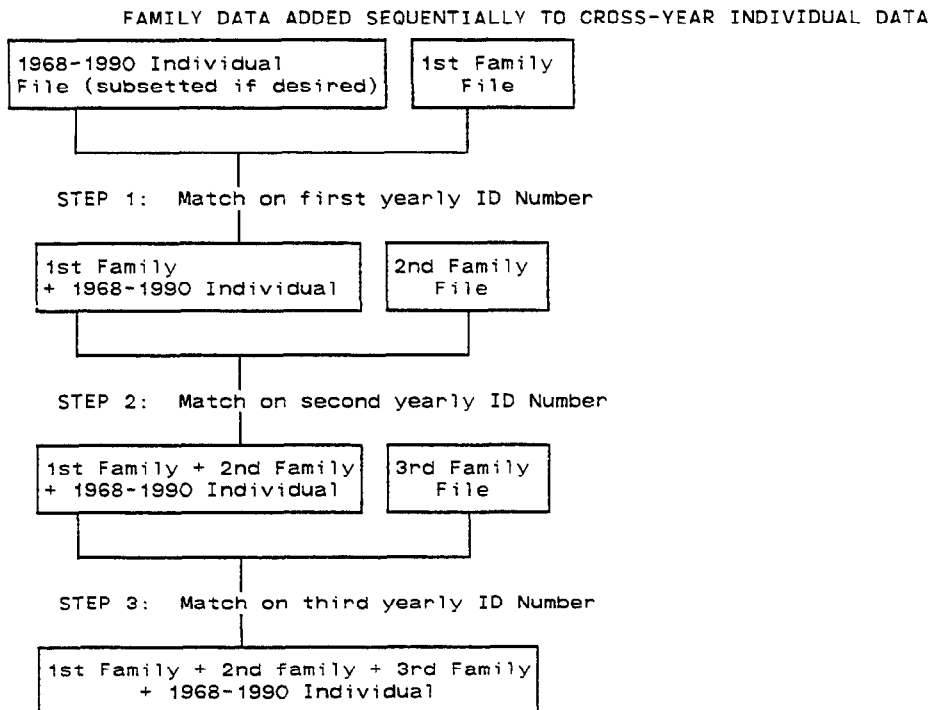
Not all cases in the cross-year individual file have a matching record in a given single-year family file. This happens when an individual who was part of a responding family has moved away or died and is no longer associated with any family in the study; the person is said to be nonresponse. The nonresponse person's Interview Number in the cross-year individual file is filled with 0s (as are the other variables) for a wave in which no data were collected about him or her.

We can think of several approaches to creating a cross-year family-individual file from the components. Two good ones are described and illustrated below.

#### Method 1

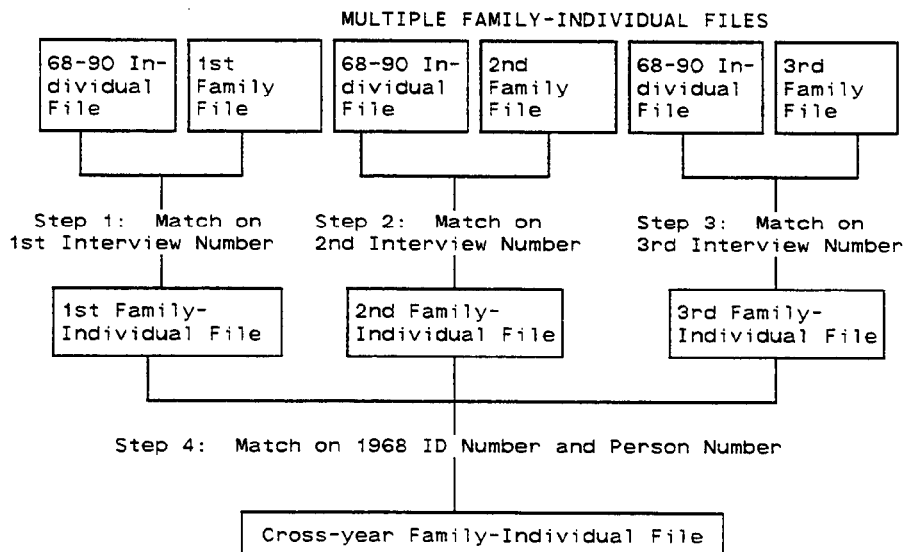
First select individuals and variables from the cross-year individual file and then match those data, using a one-to-many match, with the desired variables from a single-year family file. (Remember to retain the yearly Interview Numbers from all files when subsetting.) Next, match the resulting file (which now contains selected variables from the cross-year individual file and the first family file) with a second family file. Repeat with additional single-year family files until all required family data are obtained and merged with the cross-year individual data, as the diagram below shows. See the SPSS-PC and SAS-PC setups below for examples using this approach.

Figure 3

Method 2

Alternatively, first do a series of one-to-many matches of a single-year family file and the cross-year individual file matching on that waves's Interview Number. Be sure to retain the 1968 Interview Number (V30001) and Person Number (V30002) from the individual file on each family-individual output file. The resulting single-year family-individual files are then merged in a one-to-one match using the 1968 Interview Number and Person Number.

Figure 4



#### PSID Dataset Construction with SAS and SPSS

The examples below illustrate how one can assemble a cross-year family-individual file from the cross-year individual file and five single-year family files, 1986-1990, with Method 1 described above. The setup can be easily modified to merge family data from additional years.

SAS and SPSSX statements provided in the SAS and SPSS subdirectories on the CD-RDM can be used to help construct setups.

As we mentioned in the general assembly pointers above, some individuals do not have a matching record in one or more of the family files because of nonresponse. (Nonresponse individuals' yearly ID's are zeroes for the nonresponse years.) Failure in matching these cases with a family record causes both SPSS and SAS to fill in system missing values for these cases. In SPSS-PC runs, a warning message about "DUPLICATE KEY of 0 ENCOUNTERED" will be issued but can be ignored. SAS-PC issues no warning messages for the nonmatching records.

Performance for individuals will depend upon the equipment being used and the number of variables and cases being extracted. When first debugging a setup, the user should consider limiting the number of observations (cases) in the test runs to 10 or some similar small number. This will hasten the checking of setups for errors.

#### SPSS-PC Example

This section provides SPSS-PC setups for creating a cross-year family-individual file from the cross-year individual file and five single-year family files. The examples show the steps for creating a file containing selected individual-level variables and family-level variables from the 1986 through 1990 family files for those who were ever the Head or the Wife/"Wife" in a PSID family between 1986 and 1990.

All lower-case material should be replaced with appropriate file or variable names to suit your particular purposes. All intermediate files can be created as

temporary working files. The internal files created here are compressed in this example to save space.

```
*
* READ IN 1968-1990 CROSS-YEAR INDIVIDUAL FILE. SELECT INDIVIDUALS AND
* VARIABLES NEEDED FOR ANALYSIS FROM THE CROSS-YEAR INDIVIDUAL FILE.
* THIS EXAMPLE SELECTS THOSE WHO WERE EVER HEADS OR WIVES/"WIVES" BETWEEN
* 1986 AND 1990. SAVE THE FILE AS AN SPSS DATASET FOR MERGING WITH
* THE FAMILY FILES.
```

```
*
SET MORE=OFF.
DATA LIST FILE='x:indfilename68-90' /
V30001 1-4
V30002 5-7
V30498 1073-1076
V30499 1077-1078
V30500 1079-1080
V30501 1081-1082
V30509 1097
V30513 1103-1104
V30515 1106-1111
V30535 1157-1160
V30536 1161-1162
V30537 1163-1164
V30538 1165-1166
V30545 1179
V30549 1185-1186
V30551 1188-1193
V30570 1238-1241
V30571 1242-1243
V30572 1244-1245
V30573 1246-1247
V30580 1260
V30584 1266-1267
V30586 1269-1274
V30606 1320-1323
V30607 1324-1325
V30608 1326-1327
V30609 1328-1329
V30616 1342
V30620 1348-1349
V30622 1351-1356
V30642 1402-1406
V30643 1407-1408
V30644 1409-1410
V30645 1411-1412
V30653 1426
V30657 1432-1433
V30659 1435-1440
V30688 1507-1512 (3)
V32000 1533
V32022 1580-1581
V32049 1632
```

#### VARIABLE LABELS

```
V30001 '1968 INTERVIEW NUMBER'
V30002 'PERSON NUMBER 68'
V30498 '1986 INTERVIEW NUMBER'
V30499 'SEQUENCE NUMBER 86'
V30500 'RELATIONSHIP TO HEAD 86'
V30501 'AGE OF INDIVIDUAL 86'
V30509 'EMPLOYMENT STAT 86'
V30513 'COMPLETED EDUCATION 86'
V30515 'TOT TXBL INCOME 86'
V30535 '1987 INTERVIEW NUMBER'
V30536 'SEQUENCE NUMBER 87'
V30537 'RELATIONSHIP TO HEAD 87'
V30538 'AGE OF INDIVIDUAL 87'
V30545 'EMPLOYMENT STAT 87'
V30549 'COMPLETED EDUCATION 87'
V30551 'TOT TXBL INCOME 87'
V30570 '1988 INTERVIEW NUMBER'
```

```

V30571 'SEQUENCE NUMBER      88'
V30572 'RELATION TO HEAD      88'
V30573 'AGE OF INDIVIDUAL     88'
V30580 'EMPLOYMENT STAT-IND   88'
V30584 'COMPLETED EDUC-IND  88'
V30586 'TOT TXBL INCOME-IND  88'
V30606 '1989 INTERVIEW NUMBER'
V30607 'SEQUENCE NUMBER      89'
V30608 'RELATION TO HEAD     89'
V30609 'AGE OF INDIVIDUAL     89'
V30616 'EMPLOYMENT STAT-IND   89'
V30620 'COMPLETED EDUC-IND  89'
V30622 'TOT TXBL INCOME-IND  89'
V30642 '1990 INTERVIEW NUMBER'
V30643 'SEQUENCE NUMBER      90'
V30644 'RELATIONSHIP TO HEAD  90'
V30645 'AGE OF INDIVIDUAL     90'
V30653 'EMPLOYMENT STAT      90'
V30657 'COMPLETED EDUCATION  90'
V30659 'TOT TXBL INCOME      90'
V30688 'COMBINED IND WEIGHT   90'
V32000 'SEX OF INDIVIDUAL'
V32022 '# BIRTHS OF THIS IND'
V32049 'LAST KNOWN MARITAL STAT'

```

## MISSING VALUES

```

/V30501 (99)
/V30513 (99)
/V30538 (99)
/V30549 (99)
/V30573 (99)
/V30584 (99)
/V30609 (99)
/V30620 (99)
/V32022 (98)
/V32049 (8)
/V30645 (99)
/V30653 (9)
/V30657 (99)

```

```

SELECT IF (V30499 EQ 01 AND V30500 EQ 10 OR
           V30499 EQ 02 AND V30500 EQ 20 OR
           V30499 EQ 02 AND V30500 EQ 22 OR
           V30536 EQ 01 AND V30537 EQ 10 OR
           V30536 EQ 02 AND V30537 EQ 20 OR
           V30536 EQ 02 AND V30537 EQ 22 OR
           V30571 EQ 01 AND V30572 EQ 10 OR
           V30571 EQ 02 AND V30572 EQ 20 OR
           V30571 EQ 02 AND V30572 EQ 22 OR
           V30607 EQ 01 AND V30608 EQ 10 OR
           V30607 EQ 02 AND V30608 EQ 20 OR
           V30607 EQ 02 AND V30608 EQ 22 OR
           V30643 EQ 01 AND V30644 EQ 10 OR
           V30643 EQ 02 AND V30644 EQ 20 OR
           V30643 EQ 02 AND V30644 EQ 22).

```

## MODIFY VARS

```

/ RENAME (V30498=id86) (V30535=id87) (V30570=id88)
(V30606=id89) (V30642=id90)
/ MAP.

```

```
SAVE OUTFILE='xyrind' / COMPRESSED.
```

```
*
```

```
* READ IN AND SELECT VARIABLES NEEDED FROM 1986 FAMILY FILE AND MERGE THE
* RESULTING SUBSET OF THE 1986 FAMILY FILE WITH THE OUTPUT FILE CREATED
* IN THE PREVIOUS STEP -- A SUBSET OF THE CROSS-YEAR INDIVIDUAL FILE.
```

```
*
```

```
DATA LIST FILE='x:famfilename86' /
```

```

V12502 4-7
V12803 465-470
V13084 1140-1142
V13261 1472-1474
V13565 1967
V13624 2093-2098

```

V13629 2117-2120 (2)  
V13630 2121-2124 (2)

## VARIABLE LABELS

V12502 '1986 INTERVIEW NUMBER'  
V12803 'WIFE 85 LABOR-WAGE'  
V13084 'B40-41 PREV OCC (H-E)'  
V13261 'D38-39 PREV OCC (W-E)'  
V13565 'L32 RACE OF HEAD 1'  
V13624 'TOTAL HEAD LABOR Y 85'  
V13629 'HEAD 85 AVG HRLY EARNING'  
V13630 'WIFE 85 AVG HRLY EARNING'

## MISSING VALUES

/V13084 (999)  
/V13261 (999)  
/V13565 (9)

SORT CASES BY V12502.

## MODIFY VARS

/ RENAME (V12502=id86)  
/ MAP.

SAVE OUTFILE='fam86'.

GET FILE='fam86.ind'.

SORT CASES BY id86.

JOIN MATCH FILE= \*

/ TABLE='fam86'  
/ BY=id86  
/ MAP.

SAVE OUTFILE='fam86.ind' / COMPRESSED.

\*

\* REPEAT THE SAME PROCEDURE FOR THE SUBSEQUENT FAMILY FILES. READ IN AND

\* SELECT VARIABLES NEEDED FROM 1987 FAMILY FILE AND MERGE THE RESULTING

\* SUBSET OF THE 1987 FAMILY FILE WITH THE OUTPUT FILE CREATED IN THE

\* PREVIOUS STEP -- A SUBSET OF IND. FILE + 1986 FAMILY VARIABLES.

\*

DATA LIST FILE='x:famfilename87' /

V13702 4-7  
V13905 360-365  
V14182 1029-1031  
V14355 1355-1357  
V14612 1782  
V14671 1908-1913  
V14676 1933-1936 (2)  
V14677 1937-1940 (2)

## VARIABLE LABELS

V13702 '1987 INTERVIEW NUMBER'  
V13905 'WIFE 86 LABOR-WAGE'  
V14182 'B37-38 PREV OCC (H-E)'  
V14355 'D35-36 PREV OCC (W-E)'  
V14612 'L32 RACE OF HEAD 1'  
V14671 'TOTAL HEAD LABOR Y 86'  
V14676 'HEAD 86 AVG HRLY EARNING'  
V14677 'WIFE 86 AVG HRLY EARNING'

## MISSING VALUES

/V14182 (999)  
/V14355 (999)  
/V14612 (9)

SORT CASES BY V13702.

## MODIFY VARS

/ RENAME (V13702=id87)  
/ MAP.

SAVE OUTFILE='fam87' / COMPRESSED.

GET FILE='fam8687.ind'.

SORT CASES BY id87.

JOIN MATCH FILE= \*

/ TABLE='fam87'  
/ BY=id87  
/ MAP.

```

SAVE OUTFILE='fam8687.ind' / COMPRESSED.
*
* READ IN AND SELECT VARIABLES NEEDED FROM 1988 FAMILY FILE AND MERGE THE
* RESULTING SUBSET OF THE 1988 FAMILY FILE WITH THE OUTPUT FILE CREATED
* IN THE PREVIOUS STEP -- A SUBSET OF IND. FILE + FAM86 + FAM87.
*
DATA LIST FILE='x:famfilename88' /
  V14802 4-7
  V14920 247-252
  V15323 1102-1104
  V15625 1570-1572
  V16086 2465
  V16145 2591-2596
  V16150 2616-2619 (2)
  V16151 2620-2623 (2)
.
VARIABLE LABELS
  V14802 '1988 INTERVIEW NUMBER'
  V14920 'WIFE 87 LABOR-WAGE'
  V15323 'C9-10 OCC-LAST JOB (H-U)'
  V15625 'E9-10 OCC-LAST JOB (W-U)'
  V16086 'L32 RACE OF HEAD 1'
  V16145 'TOTAL HEAD LABOR Y 87'
  V16150 'HEAD 87 AVG HRLY EARNING'
  V16151 'WIFE 87 AVG HRLY EARNING'
.
MISSING VALUES
  /V15323 (999)
  /V15625 (999)
  /V16086 (9)
.
SORT CASES BY V14802.
MODIFY VARS
  / RENAME (V14802=id88)
  / MAP.
SAVE OUTFILE='fam88' / COMPRESSED.
GET FILE='fam8687.ind'.
SORT CASES BY id88.
JOIN MATCH FILE = *
  / TABLE='fam88'
  / BY=id88
  / MAP.
SAVE OUTFILE='fam8688.ind' / COMPRESSED.
*
* READ IN AND SELECT VARIABLES NEEDED FROM 1989 FAMILY FILE AND MERGE THE
* RESULTING SUBSET OF THE 1989 FAMILY FILE WITH THE OUTPUT FILE CREATED
* IN THE PREVIOUS STEP -- A SUBSET OF IND. FILE + FAM86 + FAM87 + FAM88.
*
DATA LIST FILE='x:famfilename89' /
  V16302 4-7
  V16420 247-252
  V16838 1124-1126
  V17157 1614-1616
  V17483 2227
  V17534 2329-2334
  V17536 2340-2343 (2)
  V17537 2344-2347 (2)
.
VARIABLE LABELS
  V16302 '1989 INTERVIEW NUMBER'
  V16420 'WIFE 88 LABOR-WAGE'
  V16838 'C9-10 OCC-LAST JOB (H-U)'
  V17157 'E9-10 OCC-LAST JOB (W-U)'
  V17483 'L32 RACE OF HEAD 1'
  V17534 'TOTAL HEAD LABOR Y 88'
  V17536 'HEAD 88 AVG HRLY EARNING'
  V17537 'WIFE 88 AVG HRLY EARNING'
.
MISSING VALUES
  /V16838 (999)
  /V17157 (999)
  /V17483 (9)

```

```

SORT CASES BY V16302.
MODIFY VARS
  / RENAME (V16302=id89)
  / MAP.
SAVE OUTFILE='fam89'/COMPRESSED.
GET FILE='fam8688.ind'.
SORT CASES BY id89.
JOIN MATCH FILE = *
  / TABLE='fam89'
  / BY=id89
  / MAP.
SAVE OUTFILE='fam8689.ind' / COMPRESSED.
*
*
* READ IN AND SELECT VARIABLES NEEDED FROM 1990 FAMILY FILE AND MERGE THE
* RESULTING SUBSET OF THE 1990 FAMILY FILE WITH THE OUTPUT FILE CREATED
* IN THE PREVIOUS STEP -- A SUBSET OF IND. FILE + FAM86 + FAM87 + FAM88 +
* FAM89.
*
DATA LIST FILE='x:famfilename90' /
  V17702 4-7
  V17836 291-296
  V18262 1181-1183
  V18564 1649-1651
  V18814 2035
  V18878 2177-2182
  V18887 2217-2220 (2)
  V18888 2221-2224 (2)
.
VARIABLE LABELS
  V17702 '1990 INTERVIEW NUMBER'
  V17836 'WIFE 89 LABOR-WAGE'
  V18262 'C9-10 OCC-LAST JOB (H-U)'
  V18564 'E9-10 OCC-LAST JOB (W-U)'
  V18814 'M32 RACE OF HEAD 1'
  V18878 'TOTAL HEAD LABOR Y 89'
  V18887 'HEAD 89 AVG HRLY EARNING'
  V18888 'WIFE 89 AVG HRLY EARNING'
.
MISSING VALUES
  /V18262 (999)
  /V18564 (999)
  /V18814 (9)
.
SORT CASES BY V17702.
MODIFY VARS
  / RENAME (V17702=id90)
  / MAP.
SAVE OUTFILE='fam90'/COMPRESSED.
GET FILE='fam8689.ind'.
SORT CASES BY id90.
JOIN MATCH FILE = *
  / TABLE='fam90'
  / BY=id90
  / MAP.
SAVE OUTFILE='fam8690.ind' / COMPRESSED.
FINISH.

```

#### SAS-PC Example

This SAS-PC example demonstrates how a subset of the PSID cross-year family-individual file can be assembled with the cross-year individual file and single-year family files. This example assembles data for an analysis focusing on income changes between 1985 and 1989. The sample includes only those who were ever Heads or Wives/"Wives" in any year between 1986 and 1990, since in each wave income is collected for the prior calendar year. All lower-case material should be replaced with appropriate file or variable names to suit your particular purposes. All intermediate files can be created as temporary working files. The internal files



created here are uncompressed in this example, although SAS for Windows (version 608) and SAS/UNIX (version 609) do have compression features. Individual users can use these features if their versions so allow.

```

/*
 * READ IN 1968-1990 CROSS-YEAR INDIVIDUAL FILE. SELECT INDIVIDUALS AND
 * VARIABLES NEEDED FOR ANALYSIS FROM THE CROSS-YEAR INDIVIDUAL FILE.
 * THIS EXAMPLE SELECTS THOSE WHO WERE EVER HEADS OR WIVES/"WIVES" BETWEEN
 * 1986 AND 1990. SAVE THE FILE AS A SAS DATASET FOR MERGING WITH
 * THE FAMILY FILES.
 */
LIBNAME DAT ".";
DATA stepind;
INFILE 'x:indfilename68-90' LRECL=1632;
INPUT
  V30001 1-4
  V30002 5-7
  V30498 1073-1076
  V30499 1077-1078
  V30500 1079-1080
  V30501 1081-1082
  V30509 1097
  V30513 1103-1104
  V30515 1106-1111
  V30535 1157-1160
  V30536 1161-1162
  V30537 1163-1164
  V30538 1165-1166
  V30545 1179
  V30549 1185-1186
  V30551 1188-1193
  V30570 1238-1241
  V30571 1242-1243
  V30572 1244-1245
  V30573 1246-1247
  V30580 1260
  V30584 1266-1267
  V30586 1269-1274
  V30606 1320-1323
  V30607 1324-1325
  V30608 1326-1327
  V30609 1328-1329
  V30616 1342
  V30620 1348-1349
  V30622 1351-1356
  V30642 1402-1406
  V30643 1407-1408
  V30644 1409-1410
  V30645 1411-1412
  V30653 1426
  V30657 1432-1433
  V30659 1435-1440
  V30688 1507-1512 .3
  V32000 1533
  V32022 1580-1581
  V32049 1632
;
LABEL
  V30001='1968 INTERVIEW NUMBER'
  V30002='PERSON NUMBER 68'
  V30498='1986 INTERVIEW NUMBER'
  V30499='SEQUENCE NUMBER 86'
  V30500='RELATIONSHIP TO HEAD 86'
  V30501='AGE OF INDIVIDUAL 86'
  V30509='EMPLOYMENT STAT 86'
  V30513='COMPLETED EDUCATION 86'
  V30515='TOT TXBL INCOME 86'
  V30535='1987 INTERVIEW NUMBER'
  V30536='SEQUENCE NUMBER 87'
  V30537='RELATIONSHIP TO HEAD 87'
  V30538='AGE OF INDIVIDUAL 87'
  V30545='EMPLOYMENT STAT 87'

```

```

V30549='COMPLETED EDUCATION      87'
V30551='TOT TXBL INCOME            87'
V30570='1988 INTERVIEW NUMBER'
V30571='SEQUENCE NUMBER            88'
V30572='RELATION TO HEAD           88'
V30573='AGE OF INDIVIDUAL          88'
V30580='EMPLOYMENT STAT-IND        88'
V30584='COMPLETED EDUC-IND        88'
V30586='TOT TXBL INCOME-IND        88'
V30606='1989 INTERVIEW NUMBER'
V30607='SEQUENCE NUMBER            89'
V30608='RELATION TO HEAD           89'
V30609='AGE OF INDIVIDUAL          89'
V30616='EMPLOYMENT STAT-IND        89'
V30620='COMPLETED EDUC-IND        89'
V30622='TOT TXBL INCOME-IND        89'
V30642='1990 INTERVIEW NUMBER'
V30643='SEQUENCE NUMBER            90'
V30644='RELATIONSHIP TO HEAD       90'
V30645='AGE OF INDIVIDUAL          90'
V30653='EMPLOYMENT STAT            90'
V30657='COMPLETED EDUCATION       90'
V30659='TOT TXBL INCOME            90'
V30688='COMBINED IND WEIGHT        90'
V32000='SEX OF INDIVIDUAL'
V32022='# BIRTHS OF THIS IND'
V32049='LAST KNOWN MARITAL STAT'
;
IF V30501=99 THEN V30501=.;
IF V30509=9 THEN V30509=.;
IF V30513=99 THEN V30513=.;
IF V30538=99 THEN V30538=.;
IF V30549=99 THEN V30549=.;
IF V30573=99 THEN V30573=.;
IF V30584=99 THEN V30584=.;
IF V30609=99 THEN V30609=.;
IF V30620=99 THEN V30620=.;
IF V30645=99 THEN V30645=.;
IF V30657=99 THEN V30657=.;
IF V32022=98 THEN V32022=.;
IF V32049=8 THEN V32049=.;
IF V30499 EQ 01 AND V30500 EQ 10 OR
V30499 EQ 02 AND V30500 EQ 20 OR
V30499 EQ 02 AND V30500 EQ 22 OR
V30536 EQ 01 AND V30537 EQ 10 OR
V30536 EQ 02 AND V30537 EQ 20 OR
V30536 EQ 02 AND V30537 EQ 22 OR
V30571 EQ 01 AND V30572 EQ 10 OR
V30571 EQ 02 AND V30572 EQ 20 OR
V30571 EQ 02 AND V30572 EQ 22 OR
V30607 EQ 01 AND V30608 EQ 10 OR
V30607 EQ 02 AND V30608 EQ 20 OR
V30607 EQ 02 AND V30608 EQ 22 OR
V30643 EQ 01 AND V30644 EQ 10 OR
V30643 EQ 02 AND V30644 EQ 20 OR
V30643 EQ 02 AND V30644 EQ 22;
DATA dat.subind;
SET stepind;
RENAME
  V30498=ID86
  V30535=ID87
  V30570=ID88
  V30606=ID89;
  V30642=ID90
PROC CONTENTS;
RUN;
/*
/*
READ IN AND SELECT VARIABLES NEEDED FROM 1986 FAMILY FILE AND
MERGE THE
RESULTING SUBSET OF 1986 FAMILY FILE WITH THE OUTPUT FILE CREATED
IN THE

```

PREVIOUS STEP -- A SUBSET OF THE CROSS-YEAR INDIVIDUAL FILE.

```

*/
DATA step86;
INFILE 'x:famfilename86' LRECL=2216;
INPUT
  V12502 4-7
  V12803 465-470
  V13084 1140-1142
  V13261 1472-1474
  V13565 1967
  V13624 2093-2098
  V13629 2117-2120 .2
  V13630 2121-2124 .2
;
LABEL
  V12502='1986 INTERVIEW NUMBER'
  V12803='WIFE 85 LABDR/WAGE'
  V13084='B40-41 PREV OCC (H-E)'
  V13261='D38-39 PREV OCC (W-E)'
  V13565='L32 RACE OF HEAD 1'
  V13624='TOTAL HEAD LABOR Y 85'
  V13629='HEAD 85 AVG HRLY EARNING'
  V13630='WIFE 85 AVG HRLY EARNING'
;
  IF V13084=999 THEN V13084=.;
  IF V13261=999 THEN V13261=.;
  IF V13565=9 THEN V13565=.;
DATA sub86;
  SET step86;
  RENAME V12502=id86;
  RUN;
PROC SORT SORTSIZE=5000 DATA=sub86;
  BY id86;
PROC SORT SORTSIZE=5000 DATA=dat.subind;
  BY id86;
DATA fami86;
  MERGE sub86 dat.subind(IN=a);
  BY id86;
  IF a;
PROC CONTENTS;
  RUN;
/*
READ IN AND SELECT VARIABLES NEEDED FROM 1987 FAMILY FILE AND MERGE THE
RESULTING SUBSET OF 1987 FAMILY FILE WITH THE OUTPUT FILE CREATED IN
THE PREVIOUS STEP -- A SUBSET OF IND. FILE + FAM86.
*/
DATA step87;
INFILE 'x:famfilename87' LRECL=2039;
INPUT
  V13702 4-7
  V13905 360-365
  V14182 1029-1031
  V14355 1355-1357
  V14612 1782
  V14671 1908-1913
  V14676 1933-1936 .2
  V14677 1937-1940 .2
;
LABEL
  V13702='1987 INTERVIEW NUMBER'
  V13905='WIFE 86 LABOR/WAGE'
  V14182='B37-38 PREV OCC (H-E)'
  V14355='D35-36 PREV OCC (W-E)'
  V14612='L32 RACE OF HEAD 1'
  V14671='TOTAL HEAD LABOR Y 86'
  V14676='HEAD 86 AVG HRLY EARNING'
  V14677='WIFE 86 AVG HRLY EARNING'
;
  IF V14182=999 THEN V14182=.;
  IF V14355=999 THEN V14355=.;
  IF V14612=9 THEN V14612=.;
DATA sub87;

```

```

SET step87;
  RENAME V13702=id87;
  RUN;
PROC SORT SORTSIZE=5000 DATA=sub87;
  BY id87;
PROC SORT SORTSIZE=5000 DATA=fami86;
  BY id87;
DATA fami8687;
  MERGE sub87 fami86(IN=b);
  BY id87;
  IF b;
PROC CONTENTS;
  RUN;
/*
READ IN AND SELECT VARIABLES NEEDED FROM 1988 FAMILY FILE AND MERGE THE
RESULTING SUBSET OF 1988 FAMILY FILE WITH THE OUTPUT FILE CREATED IN
THE PREVIOUS STEP -- A SUBSET OF IND. FILE + FAM86 + FAM87.
*/
DATA step88;
INFILE 'x:famfilename88' LRECL=2227;
INPUT
  V14802 4-7
  V14920 247-252
  V15323 1102-1104
  V15625 1570-1572
  V16086 2465
  V16145 2591-2596
  V16150 2616-2619 .2
  V16151 2620-2623 .2
;
LABEL
  V14802='1988 INTERVIEW NUMBER'
  V14920='WIFE 87 LABOR/WAGE'
  V15323='C9-10 OCC-LAST JOB (H-U)'
  V15625='E9-10 OCC-LAST JOB (W-U)'
  V16086='L32 RACE OF HEAD 1'
  V16145='TOTAL HEAD LABOR Y 87'
  V16150='HEAD 87 AVG HRLY EARNING'
  V16151='WIFE 87 AVG HRLY EARNING'
;
  IF V15323=999 THEN V15323=.;
  IF V15625=999 THEN V15625=.;
  IF V16086=9 THEN V16086=.;
DATA sub88;
  SET step88;
  RENAME V14802=id88;
  RUN;
PROC SORT SORTSIZE=5000 DATA=sub88;
  BY id88;
PROC SORT SORTSIZE=5000 DATA=fami8687;
  BY id88;
DATA fami8688;
  MERGE sub88 fami8687(IN=c);
  BY id88;
  IF c;
PROC CONTENTS;
  RUN;
/*
READ IN AND SELECT VARIABLES NEEDED FROM 1989 FAMILY FILE AND MERGE THE
RESULTING SUBSET OF 1989 FAMILY FILE WITH THE OUTPUT FILE CREATED IN THE
PREVIOUS STEP -- A SUBSET OF IND. FILE + FAM86 + FAM86 + FAM88.
*/
DATA step89;
INFILE 'x:famfilename89' LRECL=2506;
INPUT
  V16302 4-7
  V16420 247-252
  V16838 1124-1126
  V17157 1614-1616
  V17483 2227
  V17534 2329-2334
  V17536 2340-2343 .2

```

```

V17537 2344-2347 .2
;
LABEL
V16302='1989 INTERVIEW NUMBER'
V16420='WIFE 88 LABOR/WAGE'
V16838='C9-10 OCC-LAST JOB (H-U)'
V17157='E9-10 OCC-LAST JOB (W-U)'
V17483='L32 RACE OF HEAD 1'
V17534='TOTAL HEAD LABOR Y 88'
V17536='HEAD 88 AVG HRLY EARNING'
V17537='WIFE 88 AVG HRLY EARNING'
;
IF V16838=999 THEN V16838=.;
IF V17157=999 THEN V17157=.;
IF V17483=9 THEN V17483=.;
DATA sub89;
SET step89;
RENAME V16302=id89;
RUN;
PROC SORT SORTSIZE=5000 DATA=sub89;
BY id89;
PROC SORT SORTSIZE=5000 DATA=fami8688;
BY id89;
DATA dat.fami8689;
MERGE sub89 fami8688(IN=d);
BY id89;
IF d;
PROC CONTENTS;
RUN;
READ IN AND SELECT VARIABLES NEEDED FROM 1990 FAMILY FILE AND MERGE THE
RESULTING SUBSET OF 90 FAMILY FILE WITH THE OUTPUT FILE CREATED IN THE
PREVIOUS STEP -- A SUBSET OF IND. FILE + FAM86 + FAM86 + FAM86 + FAM89.
*/
DATA step90;
INFILE 'x:famfilename90' LRECL=2333;
INPUT
V17702 4-8
V17836 291-296
V18262 1181-1183
V18564 1649-1651
V18814 2035
V18878 2177-2182
V18887 2217-2220 .2
V18888 2221-2224 .2
;
LABEL
V17702='1990 INTERVIEW NUMBER'
V17836='WIFE 89 LABOR/WAGE'
V18262='C9-10 OCC-LAST JOB (H-U)'
V18564='E9-10 OCC-LAST JOB (W-U)'
V18814='M32 RACE OF HEAD (1 MEN)'
V18878='TOTAL HEAD LABOR Y 89'
V18887='HEAD 89 AVG HRLY EARNING'
V18888='WIFE 89 AVG HRLY EARNING'
;
IF V18262=999 THEN V18262=.;
IF V18564=999 THEN V18564=.;
IF V18814=9 THEN V18814=.;
DATA sub90;
SET step90;
RENAME V17702=id90;
RUN;
PROC SORT SORTSIZE=5000 DATA=sub90;
BY id90;
PROC SORT SORTSIZE=5000 DATA=fami8689;
BY id90;
DATA dat.fami8690;
MERGE sub90 fami8689(IN=e);
BY id90;
IF e;
PROC CONTENTS POSITION;
RUN;

```

### Assembling a Cross-Year Family File

As we have already said, each member of a family has a family ID number for each wave with a value identical to the values of that data item for all the other family members in that family that year. In addition, each individual is annually assigned a unique sequence number, which indicates the person's position and status for any given year's list of family members. Thus, the first person listed, always the Head of the family, is 01, the second person listed is 02, and so on. To create a current cross-year family-level file, select from the cross-year individual file those cases where V30643 (1990 Sequence Number) is equal to 01, since each family must have at least one member, although it may or may not have more.<sup>3</sup> Then merge data from the single-year family files using the yearly ID numbers to match as described in Method 1 or 2 above. These instructions create a merged 1968-1990 family-level file for currently responding families.

For other years' cross-year family-level files, the Sequence Number variable for the latest desired year of data should be used and merges done with the appropriate single-year family files. Again, this produces a file of families who were response through the latest year and eliminates families who had already become nonresponding. See the User Guide for more detail.

### Single Year Files

Producing single-year family files for cross-sectional analysis is simplicity itself. Simply use the single-year file. Single-year family-individual files are also relatively simple. Select all individuals whose Sequence Number for the desired year is nonzero and match the Interview (ID) Number for that year from the individual file with the Interview Number from the corresponding family file. The Interview (ID) Numbers for family and individual files are listed in Assembling a Cross-Year Family-Individual File above.

### **Part 11: PSID User Guide**

The PSID staff completed a User Guide to the panel study in 1984. The volume was designed to supplement, but not replace, the documentation volumes issued for each year's data. It is published in a loose-leaf form, so that updates can easily be made. Chapters in the User Guide include PSID history, sample composition and weighting, how to deal with family composition and change, structure of the data tapes, study content, and other topics of interest to users. The User Guide is included with the set of documentation volumes that accompany an order for PSID tapes. It can be ordered separately as well. The Guide is scheduled for revision, but we have not yet set a completion date. The major drawback to the current edition is that it does not take into account the inclusion of data for currently nonresponse individuals, and so statements such as that regarding the ability to recreate single-year family data for prior waves are inaccurate. We recommend instead that users consult Martha S. Hill's The Panel Study of Income Dynamics: A User's Guide. This book is the second in Sage

---

<sup>3</sup>Variable V30643, Sequence Number, must be used instead of V30644, Relationship to Head, because although each family has one and only one current Head (i.e., where V30643 = 01-20 and V30644 = 10), it is possible that the prior year's Head has moved out since the previous interview and a new Head is present for the current interview. Relationship to Head for movers-out is coded with reference to the previous year's Head, so for both the current Head and the previous Head, V30644 = 10.

Publications' series of guides to major social science databases. Sage's order number for the hardbound edition is 46090; for a paperbound copy, 42303.

## **Part 12: PSID CD-ROM and Data on the Internet**

### The CD-ROM

Historically, PSID data files have been released through the Inter-University Consortium for Political and Social Research (ICPSR) on magnetic tape. For cross-year waves 1968-1987 and 1968-1988, the ICPSR released a field-test CD-ROM version of the rectangular cross-year family-individual response and nonresponse files. An ASCII version of these two files was mastered onto two CD-ROMs: the response file on one, and the nonresponse file on the other. SAS and SPSS-X program files were placed on the CD-ROMs to facilitate retrieval of data for users of those statistical software systems.

The 1968-1989 and 1968-1991<sup>4</sup> CD-ROM versions of the data are mastered onto only one disc and are formatted differently. Essentially this new file format consists of separate single-year files for family-level data (e.g., 24 family files for 1968 through 1991), and one cross-year file for individual-level data.

Each family file contains one record for each family interviewed in that year. The records in each file are identified by the family ID for that year, i.e., usually the second variable in each year's record--in 1984, for example, the family ID is V10002; for 1991, V19002. The records are in sort order by this ID and contain the family-level variables for that year.

The cross-year individual file contains one record for each person ever in a PSID family (i.e., both response and nonresponse individuals). The records in this file are identified by the 1968 family ID and person number (V30001 and V30002) and are in sort order by those variables. The file also contains the family ID (e.g., for 1984, V30429; for 1991, V30689) of the family with which the person was associated in each year and contains all individual-level variables for 1968 through 1991.

SAS and SPSS-X data definition files are also included on the 1968-1991 CD-ROM, as mentioned above for the earlier versions.

Please contact ICPSR as described in Part 9 above or the ICPSR representative at your institution for further information about the CD-ROM.

### The Internet

Now users can download the 1990 family file, the 1968-1990 individual file, the 1985-1990 marriage and fertility history supplemental files, and the two 1990 health supplement files (the SAQ and THQ) from the PSID homepage on the World Wide Web. PSID bibliography and documentation are also available. We plan to release updates to our data and documentation regularly on the Internet. This is currently and will continue to be the source for our most recent data releases, updates and news.

To access the PSID homepage, one needs a computer, a Web browser and a connection to the Internet. Free Web browsers that run on Windows, MacIntosh and

---

<sup>4</sup> Since the completion of the 1991 data followed so closely upon the heels of the 1990, we skipped the release of a 1968-1990 CD-ROM and proceeded directly to the 1968-1991 version.

UNIX computers are available. Mosaic, Netscape, Net cruiser, Winweb, and Cello are the names of a few browsers that can access PSID data. PSID staff use Netscape, which was selected as the editor's choice at PC Magazine. Others will work as well but may not look as nice. One can download the most recent version of Netscape via anonymous FTP at:

ftp.mcom.com/netscape

Many Universities and businesses have direct connections to the Internet. Ask your system administrator if yours is one of them. If not, there are many local dial up services that allow you to dial in to Internet connectivity. These providers can be expected to be much slower than a direct connection.

Once you are connected to the Internet, the rest is very easy. Your software may provide a Window or menu option for a Uniform Resource Locator (URL). It is really asking you for the location of the computer that you want to connect to. The URL or location of the PSID homepage is:

<http://www.umich.edu/~vpsid/>

The PSID homepage is a hypertext document, i.e., some text will be different, either in color or in boldness, from others. If you click on the colored hypertext, you will see more about that topic. We recommend that you check out our What's New item to see what new data we are releasing and other things of note. Your reaction to the PSID homepage is solicited and appreciated. Send electronic mail regarding same to [bressan@isr.umich.edu](mailto:bressan@isr.umich.edu).

### **Part 13: Overview of the LNPS**

In the summer of 1988, The University of Texas awarded Temple University's Institute for Survey Research (Temple ISR) a contract to conduct the LNPS. The first of its kind, this survey measured the political attitudes and behaviors of three specific groups of Latinos in the United States: Cubans, Mexicans, and Puerto Ricans.

Robert Santos and Ellen Spector of Temple ISR directed the project. (Dr. Santos is currently director of Survey Operations at the University of Michigan Survey Research Center.) Carolyn Rahe acted as Field Administrator, and Ann Shinefeld oversaw data reduction activity. Robert Santos also handled the sample design and weight generation.

#### Survey Design Overview

The design specified a face-to-face data collection mode, and offered a Spanish or English version of the instrument, depending on the respondent's language preference. All respondents received a \$10 incentive for their participation. Around 150 interviewers collected data, virtually all of whom spoke fluent English and Spanish, and each interviewer completed a rigorous, three-day training program in both languages.

Designed and executed in the first six months of 1989, the sample geographically covered at least 90 percent of the Mexican, Cuban and Puerto Rican populations (based on 1980 census data). As shown in the study's methodological report, Temple ISR used 1980 census data to develop a multi-stage, area probability, sample design.



### Summary of Results

The principal period of data collection ran from July 1989 through March 1990. (Nineteen interviews arrived later.) Over 97 percent of all interviews were conducted between August 1989 and February 1990.

The total number of Latino interviews reached 2,817; a breakdown by subgroups gives 1,546 Mexican, 589 Puerto Rican, and 682 Cuban interviews. The total number of non-Latino interviews was 598.

The screening response constituted 90 percent. Moreover, the Latino interview response rate reached 82 percent, while the non-Latino interview response rate was 62 percent. Thus, Latino rates achieved an overall response of 74 percent, whereas the overall response rate among non-Latinos equalled 56 percent.

Sixty percent of the Latino interviews were conducted in Spanish. Latino interviews conducted in English averaged 83 minutes, while those in Spanish averaged slightly longer (91 minutes). Non-Latino interviews averaged just under an hour (59 minutes).

### Sample Design

Population Definition. The survey objectives specifically targeted Cuban, Mexican and Puerto Rican Latino subgroups. Other Latinos, while in aggregate comprising a significant percentage of the total Latino population (20%), are composed of several smaller subgroups (e.g., Dominicans, Colombians, Guatemalans, Nicaraguans). These subgroups proved especially heterogeneous to the subject matter of the study.

Sampling sufficient numbers of these groups for separate analysis carried high costs; and high variabilities arose from the group's prevalence in the population. Consequently, the design included only Cubans, Mexicans, and Puerto Ricans in the "Latino" part of the survey.

Temple ISR offered other Latino subgroups a chance to be selected through the non-Latino part of the survey, a portion not followed by the PSID.

For the LNPS, a Latino (i.e., Cuban, Mexican or Puerto Rican) is defined as one who meets the following criteria:

- At least one parent must be solely of Cuban or Mexican or Puerto Rican ancestry; or
- at least two (any two) grandparents must be solely of Mexican or Cuban or Puerto Rican ancestry.

Interviewers identified Latinos through a face-to-face screening process attempted at each sample address. This process elicited the names, ages, and ethnicity of household residents. ISR Temple required the following criteria before interviews could be attempted: a complete household listing, the establishment of survey eligibility, and (when necessary) the random selection of a respondent.

Latino Coverage. Temple ISR concentrated on Latino population coverage as a principal design issue in the LNPS.

Coverage refers to the portion of the population of inference that receives a nonzero chance of selection through the sample design.

The principal reason for noncoverage in the LNPS was because of explicit geographic exclusions from the sampling frame.

Deleting specific geographic areas of the U.S. from the sampling frame is a first step of many rare-element surveys, provided that the resulting population coverage is sustained at a high level. The 1980 Census data examined from SMSAs and rural counties determined what, if any, noncoverage would be incurred.

First, the distribution of Latinos was tabulated by state and Latino type. SMSAs and rural counties were assembled into two state level categories:

- 1) Low Latino incidence states (29 states) include:
  - Alaska and Hawaii
  - New England States (except MA and CT)
  - West North Central States (except KS)
  - South Atlantic States (except FL)
  - East South Central States
  - Specific West South Central States: AR, LA
  - Specific Mountain States: MT, ID, WY
  - Washington, DC
  
- 2) Higher Latino incidence states (21 states) include:
  - Middle Atlantic States
  - East North Central States
  - Specific West South Central States: TX, OK
  - Pacific States
  - Specific Mountain States: UT, CO, AZ, NM
  - Other States: CT, MA, FL, KS

Note: When an SMSA in Category 2 contained a constituent county which fell into a state listed under Category 1, the entire collection of counties for that SMSA was placed into Category 2.

ISR Temple deleted all rural counties in Category 1 above from the LNPS sampling frame. The sampling frame included SMSAs in Category 1 if they met the following criteria:

- (1) The 1980 population count of a single Latino group (i.e., Mexican, Cuban, Puerto Rican) was 3,000 or more; and
- (2) the population concentration of that group exceeded 1 percent of the total population.

These criteria resulted in the inclusion of four SMSAs from Category 1 in the LNPS sampling frame: Des Moines, IA; Fayetteville, NC; Las Vegas, NV; and Omaha, NE.

The states comprising Category 2 include an overwhelming majority of Latinos in the U.S. (The March 1988 CPS reports that 89 percent of all Hispanics reside in the following nine states: CA, TX, NY, FL, IL, AZ, NJ, NM, CO.)

To be included in the LNPS frame, SMSAs needed to satisfy one of the following rules:

- 1) The SMSA satisfied the inclusion criteria employed in Category 1; or
- 2) the 1980 population count of a single Latino type for the SMSA exceeded 10,000.

The LNPS frame included rural counties from Category 2 if, in the 1980 population, the concentration of a single Latino type exceeded 10 percent of the total population.

These inclusion criteria yield a geographic area which obtained over 90 percent coverage for each of the Mexican, Puerto Rican, and Cuban populations. Three hundred eighty-two counties comprised the LNPS frame. Table 23 presents coverage rates by Latino subgroup.

Table 23  
 COVERAGE OF THE LATINO NATIONAL POLITICAL SURVEY  
 SAMPLING FRAME BY LATINO SUBPOPULATION

Latino Subpopulation		Covered	Not covered	Total
Mexican	(8,740,439)	91.0%	9.0%	100.0%
Puerto Rican	(2,013,945)	90.2%	9.8%	100.0%
Cuban	(803,226)	91.5%	8.5%	100.0%

Sampling Fractions. The sampling fractions for the three Latino subgroups could have been based on the distribution of the population across the Latino density strata used for disproportionate sampling, but time and computing resource constraints prevented interviewers from collecting the necessary data. Instead, ISR Temple based the initial sampling fractions on 1980 housing unit counts by Latino subgroup.

Using the 1980 census counts of households by Latino type to set overall sampling fractions for Cubans, Mexicans, and Puerto Ricans, the sampling rates assumed a 90 percent population coverage and an overall 70 percent response rate. Thus, the number of Mexican households to be sampled was calculated as follows:

$$(800) / [(0.9) \times (0.7)] = 1,270$$

Using similar assumptions, the suggested sample sizes of the other two subgroups were 952 Cuban and 952 Puerto Rican households. The 1980 household counts for Mexicans, Puerto Ricans and Cubans totaled (in thousands) 2,227; 599; and 279, respectively. Taking the ratio of desired households to total households (with some rounding) yielded the following overall sampling rates by Latino type:

Mexican.....	1 in 1,800
Puerto Rican....	1 in 630
Cuban.....	1 in 300.

These sampling rates show that, on average, Cubans needed to be oversampled relative to Mexicans by a factor of 6, and relative to Puerto Ricans by a factor of 2.1. Similarly, Puerto Ricans on average needed to be oversampled by a factor of 2.9 relative to Mexicans. These sampling rates are conservative, since population growth over the 1980's warranted the use of a somewhat smaller fraction. Additional details on address selection can be found in the ISR Temple report.

Respondent Selection. The final stage of sampling in the LNPS involved the selection of a respondent within a household. The process used selection tables described in Kish (1965) to randomly sample one person from a number of eligible persons.

Selection protocols instructed interviewers to use objective, step-by-step instructions to list eligible persons by name on an enumeration table. The interviewer then referenced one of twelve randomly assigned selection tables to identify the only person who could be interviewed. No substitutions were allowed.

### Survey Results

**Respondent Demographics.** Interviews were conducted with 3,415 respondents: 2,817 Latinos and 598 non-Latinos. Among the Latino group, 1,546 were Mexican, 589 were Puerto Rican, and 682 were Cuban. Only one Latino respondent claimed to have mixed Latino ancestry--Cuban and Mexican. ISR Temple counted this respondent as a Cuban for reporting purposes. Table 24 presents the unweighted percentage distribution by sex of the sample for each Latino group. Over half of all cases are female. For Mexicans and Cubans the percentage is 57 percent, and for Puerto Ricans it is 63. Females comprise 55 percent of non-Latino cases. These percentages are consistent with what is expected in a national survey in which one person is selected from each eligible household since female-headed households outnumber households with only males, especially for the Puerto Rican population.

Table 24

#### UNWEIGHTED PERCENTAGE DISTRIBUTION OF LNPS RESPONDENTS BY SEX FOR EACH LATINO TYPE

Latino Type	Male	Female	Total
Mexican	43.3%	56.7%	100.0%
Puerto Rican	36.5%	63.5%	100.0%
Cuban	43.3%	56.7%	100.0%
Non-Latino	45.0%	55.0%	100.0%
Total	42.4%	57.6%	100.0%

The sample appears to be spread evenly across age groups. However, the age distribution is markedly different by Latino type. A striking result is that Cuban respondents tend to be older than the rest of the sample. Table 25 presents the unweighted percentage distributions of the sample across four categories of age (18-24, 25-34, 35-49, 50+) for each Latino type. Roughly half the Mexican and Puerto Rican respondents were under 35 years old, while only a quarter of the Cuban respondents were under 35. Moreover, just over half of the Cuban sample was 50 years old or older. This result, too, is not surprising: a large influx of Cuban adults came to the U.S. during the 1950's, and they have now moved into this age category.

Table 25

#### UNWEIGHTED PERCENTAGE DISTRIBUTION OF LNPS RESPONDENTS BY AGE FOR EACH BY LATINO TYPE

Latino Type:	18-24	25-34	35-49	50 +	Total
Mexican	19.9%	32.9%	27.6%	19.6%	100.0%
Puerto Rican	18.2%	28.2%	28.4%	25.3%	100.0%
Cuban	8.2%	15.7%	25.7%	50.4%	100.0%
Non-Latino	12.2%	24.4%	26.1%	37.3%	100.0%
Total	15.9%	27.2%	27.1%	29.8%	100.0%

Another important aspect of the LNPS is its geographic distribution. Table 26 displays the unweighted distributions of the sample by geography for each Latino group. The five geographic areas represent a clustering of primary sampling units by the Northeast, Midwest, Florida, and Texas, plus Other Southwest

(including Las Vegas), and California (plus Portland) areas. The distributions show that Mexicans, Cubans, and Puerto Ricans emerged (albeit sparsely) in all geographic areas. About an eighth of the Mexican sample comes from the Northeast-Midwest-Florida area. The Midwest and Florida account for almost a quarter of the Puerto Rican sample. About one tenth of the Cuban sample surfaced outside the Florida PSUs.

Interviewers conducted roughly half the Latino cases in areas with less than 50 percent Latino population density. Just under one quarter of Latinos in the LNPS resided in low Latino density areas--areas with under 20 percent Latino density. Another quarter resided in areas with 20 to 49 percent Latino density. Thus, the LNPS achieved its goal of significantly representing Latinos from all Latino density neighborhoods.

Table 25  
UNWEIGHTED PERCENTAGE DISTRIBUTION LNPS RESPONDENTS  
BY GEOGRAPHIC AREA FOR EACH LATINO TYPE

PSU GROUP:	Mexican	Puerto Rican	Cuban	Non-Latino	Total Sample
Northeast	2%	72%	8%	13%	17%
Midwest	9	9	1	15	9
Florida	1	15	89	13	23
Texas, et al.*	44	1	1	28	25
California**	44	3	1	31	26
Total	100%	100%	100%	100%	100%

\* Texas, et al. includes all PSUs in Texas, Arizona, New Mexico, Colorado, and Nevada.

\*\* Portland is included with the California PSUs for this table.

In the LNPS, 60 percent of Latino respondents conducted their interviews in Spanish. This is a higher rate than most surveys involving oversamples of Hispanics in the US. Previous surveys at ISR Temple yielded Spanish interviews from roughly 40 percent of an Hispanic oversample.

Table 27 presents the percentage of respondents who interviewed in Spanish (for ages 18 to 24, 25 to 34, 35 to 49, 50 and older) and Latino group. The fifth column shows that half of the Mexican respondents chose to be interviewed in Spanish, while 60 percent of Puerto Ricans and over 80 percent of Cubans completed Spanish interviews. This suggests that the high proportion of Spanish interviews is due in part to the oversampling of Puerto Ricans and Cubans relative to Mexicans.

The percentages in Table 27 are consistent with the notion that Spanish interviewing is positively related to age. Moreover, this relationship appears strongest among Puerto Ricans and Cubans, where the ratios of oldest to youngest Spanish interview percentages are 3.4 and 2.5, respectively. The bottom row of the table shows that Latino respondents at ages 50 and older were more than twice as likely than those under 25 to be interviewed in Spanish.

The first four columns show that substantial differences in interview language choice occurred by age and Latino type. For instance, among respondents at ages 35 to 49, just over half of Mexicans, over two thirds of Puerto Ricans, and almost seven in eight Cubans were interviewed in Spanish. Thus, while

language of interview appears to be highly related to age in the LNPS, the relationship differs by Latino type.

Table 27

PERCENTAGE OF LNPS INTERVIEWS CONDUCTED IN SPANISH WITHIN EACH  
SUBGROUP FORMED BY CROSSING LATINO TYPE AND AGE GROUP

Latino Type:	18-24	25-34	35-49	50+	Total
Mexican	41.9%	52.1%	50.5%	55.8%	50.3%
Puerto Rican	25.2%	50.6%	70.7%	85.2%	60.4%
Cuban	37.5%	60.7%	86.9%	93.9%	82.3%
Total	37.6%	52.9%	63.2%	77.8%	60.2%

Survey Response. Two sources of survey response in the LNPS arose: screening response and interview response. A screening response rate is defined as the percentage of households in the survey for which sufficient information was obtained to establish whether or not an interview should be taken. Addresses selected in the sample but known to be vacant, dilapidated (not habitable) or businesses are not included in the base of the screening response rate.

An interview response rate represents the percentage of persons selected to be interviewed who actually did an interview. Households are excluded from the interview response rate if eligibility status is unestablished (i.e., unscreened households). The overall response rate estimates the percentage of the survey population that participated in the study.

Screening Response. The LNPS achieved an overall screening response rate of 89.7 percent. This result is based on 13,589 households which ISR Temple identified from the sample of addresses.

The number of addresses selected into the sample grossed 15,203. However, ISR Temple determined 1,614 (or 10.6%) to be non-households, that is, vacant, dilapidated, business-use and so on.

Virtually all of the 12,187 screened households were conducted using face-to-face screening. (However, 1.6 percent, or 189 households, were screened by mail in the final stages of data collection.)

Of the 12,187 screened households, just over a third (4,390) were determined to have residents who were eligible to participate in the study. Eligibility resulted if at least one household member was a Latino adult or if the household was randomly allocated a screening form designating it as part of the non-Latino sample. Table 28 summarizes the aggregate screening experience of the LNPS. Although the overall screening response rate reached 90 percent, modest variation was experienced in different areas of the country, from a low of 84 percent in the Northeast, to a high of 98 percent in rural counties (in Texas and New Mexico). Table 29 exhibits LNPS screening response rates for nine areas of the country. The Northeast fared worst, with an 84 percent screening response; the Midwest and California areas were slightly better, showing screening response in the range 87 to 88 percent. Florida and Texas attained a screening rate of 94 percent; the other Southwest areas and the rural counties achieved the highest screening rates (97 - 98 percent).

Table 28  
SCREENING DISPOSITION OF THE LNPS SAMPLE

Final Disposition			
Households	13,589 (89.4%)		
Screened		12,187 (89.7%)	
Eligible			4,390 (36.0%)
Not Eligible			7,797 (64.0%)
Not Screened		1,402 (10.3%)	
Non-Households	1,614 (10.6%)		
Total Sample of Addresses (Column Percentage)	15,203 (100.0%)	13,589 (100.0%)	12,187 (100.0%)

Table 29  
SCREENING RESPONSE RATES IN THE LNPS BY GEOGRAPHIC AREA

Geographic Area:	Screening Response Rate:
Northeast . . . . .	83.8%
Midwest . . . . .	86.8%
Florida . . . . .	94.0%
Texas . . . . .	94.0%
Southwest Metro* . . . . .	96.9%
Los Angeles Metro . . . . .	87.9%
Other Self-Representing California . . . . .	87.8%
West Coast Nonself-Representing** . . . . .	86.5%
Rural Southwest . . . . .	97.9%
Total . . . . .	89.7%

\* Southwest Metro includes all PSUs in AZ, NM, CO, and NV.

\*\* West Coast Nonself-representing includes metropolitan areas in California, plus Portland.

These results coincide with previous experience in national area sample surveys. Urban areas in the Northeast and Midwest typically present challenging field assignments. Similarly, large metropolitan areas in California can be problematic. On the other hand, the South, especially in rural areas, is usually manageable.

The Latino density of the neighborhood was not a significant factor in the screening of households. In areas with less than 20 percent Latino population, a 91 percent screening response was attained. In areas with 20 to 49 percent Latino density, 88 percent of households were screened. Finally, in high density Latino neighborhoods (50% or more Latino), 89 percent screening response was achieved.

Interview Response. The LNPS produced a Latino interview response rate of 82.4 percent and a non-Latino interview response rate of 61.6 percent.

Table 30 displays interview response rates by Latino group. Among the Latino groups, 84 percent of Mexicans selected to be respondents were interviewed. For

Cubans that percentage was 82, and Puerto Ricans were slightly more reticent, with an interview response rate of 79 percent.

Table 30

## INTERVIEW RESPONSE RATES IN THE LNPS BY LATINO TYPE

	Mexican	Puerto Rican	Cuban	Non-Latino
Interview Response Rate	84.0%	78.6%	82.2%	61.6%
Number of Persons Selected	1,840	749	830	971

Interview response did not vary much by Latino density of neighborhood (except for non-Latinos). Latinos maintained an 80 percent interview response in low (under 20%) and middle (20 to 49%) Latino density areas; in high density Latino areas (50% or more) an 85 percent interview response was achieved.

Interview response rates varied modestly by geographic area and Latino type. Table 31 presents interview response rates by geographic area for each Latino group. The Mexican sample achieved its highest interview response rate, 87 percent, in Texas and the Southwest (excluding California). The lowest interview response, 78 percent, occurred in California nonself-representing areas. Interview response for Puerto Ricans was highest in Florida (90 percent), and lowest in the Northeast (77 percent). For Cubans, an 83 percent interview response rate was attained in Florida, while interview response reached 76 percent elsewhere. These interview response rates reflect the difficulty involved in maintaining the data collection effort on a national basis over an eight month period.

Overall Response Rates. Overall response rates were calculated in the LNPS by simply taking the product of the screening and interview response rates. The LNPS achieved an overall response rate of 73.9 percent for Latinos, and 55.3 percent for non-Latinos.

Among Latinos, overall response rates were modestly varied. Mexicans attained the highest overall response rate, 75.3 percent. Cubans achieved an overall response rate of 73.7 percent, while Puerto Ricans experienced a 70.5 percent overall response.



Table 31

## INTERVIEW RESPONSE RATES FOR EACH LATINO GROUP BY SELECTED GEOGRAPHIC AREAS

	North East, Midwest and Florida	Texas and Other Southwest	California Self- Representing	West Coast Nonself- Representing
Mexican	81.6%	87.2%	83.2%	77.6%
	North East	Florida	Balance	
Puerto Rican	76.9%	89.8%	77.8%	
	Florida	Balance		
Cuban	83.0%	76.3%		
	North East, Midwest and Florida	Texas and Other Southwest	West Coast Areas	
Non- Latino	60.8%	66.3%	58.9%	



## SECTION II

### TAPE CODES FOR WAVE XXIII

#### Part 1: Twenty-third-Year Family-Level Tape Code

The following is the codebook for the twenty-third wave of family-level data from the interview schedule. The twenty-three-year individual-level codebook can be found in Part 2 of this section. The variable numbers and tape locations refer to those on the 1968-1990 cross-year tape. For family-level codes for the first five waves of this study, see A Panel Study of Income Dynamics, Volume II, Section II. The remainder of the family-level codes for Waves VI through XXII will be found in successive volumes entitled A Panel Study of Income Dynamics: Procedures and Tape Codes. The distributions for the following variables are weighted based on all **families** interviewed in 1990, that is, using the combined core-Latino family-level weights (V18945). To generate distributions on field amounts, percent nonzero and mean nonzero values are provided for relevant variables, again using family-level weights.

#### Tape Code Information

The example below illustrates the information contained in this codebook for a typical variable. The numbers in brackets do not appear in the codebook, but refer to the explanations which follow this example.

[1] V17709    [2] 'MODE OF INTERVIEW    90'    [3] TL0C= 22    [4] MD=9

[5] Mode of Interview in 1990

[10]-----

[11]-----

[6]	[7]	[8]	[9]
1,052	5.7	0.	Personal interview
8,310	94.2	1.	Telephone interview
9	0.1	2.	Mail interview
		9.	NA

[1] Indicates the cross-year variable number. A variable number is assigned to each item in the study. (See the introduction to the numerical index, Section III, Part 1 of Volume II, for a list of the range of variable numbers specific to each year.)

[2] Indicates the abbreviated variable name (maximum of 24 characters) used in the OSIRIS system to identify the variable for the user. This abbreviated variable name is identical to the variable name listed in the OSIRIS dictionary for this variable. It is also listed as a subheading in the printout when a variable is accessed in an OSIRIS program. When used in this manner, the abbreviated variable name can be useful as a cross-reference tool, as well as a way to avoid errors. Refer to the following list of abbreviations for help in translating the names into sensible English.

- [3] Indicates the starting location and ending location for this variable when the data are stored on a magnetic tape in the OSIRIS format.
- [4] Indicates the code value for missing data. In this example, code values equalling nine are missing data (MD=9). Alternative statements for other variables are "MD=0 or GE 8" or "MD=GE 7." In cases where nothing is printed in this space, missing data are not permitted for the variable; either values were assigned for such cases or missing data were impossible. Some analysis software packages (including the OSIRIS software package) require that certain types of data which the user desires to exclude from analysis can be designated as "missing data," e.g., inappropriate, unascertained, or ambiguous data categories. Although these codes have been defined by the PSID staff as missing data categories, this does not mean that the user should not or cannot use them in a substantive role if so desired.
- [5] Indicates the full question number that was used in the questionnaire, as well as the exact wording of the questionnaire item; for variables not coded directly from the questionnaire, such as generated data, an appropriate title appears here.
- [6] Indicates the unweighted family-level N for each code value. Blanks indicate that no cases have this value.
- [7] Indicates the weighted percentages for each code value, computed using family-level case counts and weights. Blanks indicate that no cases have this value.
- [8] Indicates the code values occurring in the data for this variable. For variables containing field amounts, refer to the notes appearing directly below items [10] and [11] for the range of data values.
- [9] Indicates the textual definitions of the codes. Abbreviations commonly used in the code definitions are "DK" (Don't Know), "NA" (Not Ascertained), and "Inap." (Inappropriate).
- [10] Indicates the "% nonzero" value, where specified. These are weighted using family-level case counts and weights.
- [11] Indicates the "mean nonzero" value, where specified. These are weighted using family-level case counts and weights.

List of Standardizations of Common Abbreviations Used by the Panel Study  
in Generating Variable Names with OSIRIS (see item 2 above)

ACC	Accuracy
ACCT	Account
ACUM	Accumulate
ANN	Annual
BEG	Began; Begin(ning)
BEN	Benefit(s)
BUS	Business
CHKPNT	Checkpoint
CNTY	County
COMM	Commission
COMP	Composition; Compensation
COMPL	Complete(d)
CONDITN	Condition
CONTR	Contribut(e/ion)
CORP	Corporation
CR	Care
CS	Coversheet
CVD	Covered
DED	Deduct(ed/ion)
DEF	Deferred
DEG	Degree
DIGT	Digit
DIV	Dividends
E	Section of questionnaire (Section C or F) applying to those who are currently employed
EARNR	Earned
EDUC	Education
ELIG	Eligible
EMP(R)	Employed; Employer
EXC	Except
EXEMP	Exemption(s)
FA	Father
FAM	Family
FD ST	Food Stamps
FORML	Formula
FR	From
GOVT	Government
H or HD	Head
HOSP	Hospital(ized)
HR(S)	Hour(s)
HSEWRK	Housework
HTG	Heating
ILL	Illness
IND	Industry; Individual
INHER	Inherit(ance/ed)
IN(S)	Insurance
INT	Interest
IW	Interview
LAB or LAB FRC	Labor; Labor Force
LF	Life
LFT	Left
LGST	Largest
LK(G)	Look(ed); Looking
LST	Last
LTR	Later
LVG	Living
MARR	Marriage; Married
MED	Medical
MKT GARDN	Market Gardening
MNY	Money
MO	Mother; Month
MORT or MTG	Mortgage
MOS	Months
MTRL	Maternity Leave
NONFU	Non-Family Unit Member
OCC	Occupation
OFUM	Other Family Unit Member (other than current Head/Wife/"Wife")
OPP	Opportunity

OT . . . . . Overtime  
 OTR . . . . . Other person(s); Other  
 PAY/HR . . . . . Hourly rate, in dollars and cents  
 PD . . . . . Paid  
 PEN(S) . . . . . Pension  
 PERM . . . . . Permanent(ly)  
 PLN . . . . . Plan  
 PMNT . . . . . Payment  
 PN . . . . . Person Number  
 POS . . . . . Position  
 PRAC . . . . . Practice  
 PRES . . . . . Present  
 PREV . . . . . Previous  
 PRIN . . . . . Principal  
 PROF . . . . . Professional  
 PROFIT . . . . . Profit  
 PROP . . . . . Property  
 PT . . . . . Part; Portion; Private  
 PY . . . . . Pay(s)  
 R . . . . . Section of questionnaire (Section E or H)  
                   applying to those who are currently  
                   retired, housewives, or students  
 REC(D) . . . . . Receive(d)  
 RELS . . . . . Relatives  
 REM . . . . . Remaining  
 RET . . . . . Retire(d); Retirement  
 RL EST . . . . . Real Estate  
 RQ . . . . . Require(d)  
 SK . . . . . Sick  
 S/O . . . . . Splitoff  
 SPG . . . . . Spring  
 ST . . . . . Start(ed); State  
 STAT . . . . . Status  
 STD . . . . . Standard  
 SUBSDY . . . . . Subsidy  
 SUPP(S) . . . . . Support; Supplement(s)  
 SUPR . . . . . Supervis(e/or)  
 TOT . . . . . Total  
 TR Y . . . . . Transfer Income  
 TX . . . . . Tax  
 TXBL Y . . . . . Taxable Income  
 U . . . . . Section of questionnaire (Section D or G)  
                   applying to those who are currently  
                   unemployed and looking for work  
 UN . . . . . Union  
 UNEMP . . . . . Unemployed; unemployment  
 UNINCORP . . . . . Unincorporated  
 UTIL . . . . . Utility; Utilities  
 VAC . . . . . Vacation  
 W or WF . . . . . Wife  
 WELFR . . . . . Welfare  
 WHR . . . . . Where  
 WK . . . . . Week  
 WRK(D) . . . . . Work(ed)  
 WRKG . . . . . Working  
 WRKHRS . . . . . Work Hours  
 WT . . . . . Weight  
 WTR . . . . . Whether; if  
 X . . . . . Times; cross (as in cross-year)  
 XPCT . . . . . Expect  
 XTRA . . . . . Extra  
 Y . . . . . Income  
 # . . . . . Number (of)

1990 FAMILY TAPE CODE

V17701 'STUDY NUMBER (714) 90' TL0C= 1- 3

Study Number 714 (Wave 21)

V17702 '1990 INTERVIEW NUMBER 90' TL0C= 4- 8

1990 Interview Number

Values for this variable in the range 00001-07328 indicate core sample cases; values in the range 10001-12043 indicate Latino sample families.

V17703 'CURRENT STATE 90' TL0C= 9- 10 MD=99

State of Residence at Time of 1990 Interview (PSID Code)

Please refer to Appendix 1, Wave XIV documentation (1981 data), for state codes.

99. NA

V17704 'CURRENT COUNTY 90' TL0C= 11- 13 MD=999

County of Residence at Time of 1990 Interview (PSID Code)

This variable is suppressed (filled with a field of zeroes) in the public release files to protect the anonymity of respondents. The codes are available in separate files to qualified users under special contractual arrangements with the PSID; for more information, contact Terry Adams at (313) 763-6868 or (BITNET) user HCAA@UMICHUM.

V17705 'CURRENT STATE+CNTY 90' TL0C= 14- 18 MD=99999

State and County of Residence at Time of 1990 Interview (PSID Code)

Please refer to Appendix 1, Wave XIV documentation (1981 data), for state codes. V17703 and V17704 are combined here into one variable; the first two digits represent the state code and the last three, the county. See the note at V17704 above regarding suppression of county codes.

V17706 'SIZE LGST CITY/COUNTY 90' TL0C= 19 MD=9

Size of Largest City in County of Residence

2,373	17.7	1.	SMSA: largest city 500,000 or more
2,819	26.1	2.	SMSA: largest city 100,000-499,999
867	11.0	3.	SMSA: largest city 50,000-99,999
923	13.0	4.	Non-SMSA: largest city 25,000-49,999
1,038	14.7	5.	Non-SMSA: largest city 10,000-24,999
1,304	16.8	6.	Non-SMSA: largest city under 10,000
47	0.6	9.	NA; household is outside USA

V17707 'SPLITOFF INDICATOR 90' TL0C= 20

Splitoff Indicator: Color of Coversheet

6,950	91.6	0.	Blue (Reinterview Family)
256	3.2	1.	Yellow (Splitoff)
122	1.1	2.	Pink (Recontact)
2,043	4.0	3.	Tan (Latino)

V17708 'WHETHER REFUSED 90' TL0C= 21 MD=9

Whether Initially Refused in 1990

9,276	99.3	0.	Never refused
94	0.7	1.	Refused at least once
1	0.0	9.	NA

V17709 'MODE OF INTERVIEW 90' TL0C= 22 MD=9

Mode of Interview in 1990

1,052	5.7	0.	Personal interview
8,310	94.2	1.	Telephone interview
9	0.1	2.	Mail interview
		9.	NA

V17710 'FAM COMP CHANGE 90' TL0C= 23

Family Composition Change between 1989 and 1990 Waves

Family Composition Change for the Latino sample was coded based on movers into and out of the family in which the Temple informant was living at the time of the 1990 interview. (The Temple informant was the respondent for the LNPS. See Section I, Parts 1 and 13 for more information.) Moves from January 1, 1989 up until the time of the 1990 interview were accounted for. This was done for comparability with the part-year income concept that we apply to our core sample.

Codes 2 through 8 take priority over codes 0 and 1.

6,923	77.4	0.	No change; no movers-in or movers-out of the family.
1,535	13.3	1.	Change in members other than Head or Wife/"Wife" only.
222	2.2	2.	Head is the same person as in 1989 but Wife/"Wife" left or died; Head has new Wife/"Wife"; used also when cohabiting, nonrelative female becomes "Wife."
149	1.8	3.	Wife/"Wife" from 1989 is now Head.
134	1.0	4.	1989 female Head got married--husband (usually a nonsample member) is now Head. Used also when cohabiting, nonrelative male becomes Head.
366	4.0	5.	Some sample member other than 1989 Head or Wife/"Wife" has become Head of this FU. (Used primarily for male and unmarried female splitoffs.)
41	0.4	6.	Some female other than 1989 Head got married and her husband (nonsample member) is now Head. (Used primarily for married female splitoffs.)
1	0.0	7.	Female Head in 1989 with husband in institution--husband in FU in 1990 and is now Head.
		8.	Other (used for recombined families--these are usually 1968 Heads and Wives who have parted for a year or more, been interviewed separately, and who have reconciled at some time since the 1989 interview but prior to the 1990 interview.

V17711 'NUMBER MOVED IN 90' TL0C= 24

Number of Persons Who Moved Into FU between 1989 and 1990 Waves

mean nonzero = 1.3

7,811	86.5	0.	Inap.: none; no change in family composition (V17710=0)
1,158	10.4	1.	One
259	2.4	2.	Two
89	0.5	3.	Three
30	0.1	4.	Four
13	0.1	5.	Five
7	0.0	6.	Six
1	0.0	7.	Seven
2	0.0	8.	Eight
1	0.0	9.	Nine or more

V17712 'WHO MOVED IN 90' TL0C= 25

Relationship to 1990 Head of Person(s) Who Moved Into FU between 1989 and 1990 Waves

If more than one person moved in, the person with the highest priority was coded. The codes are in order of priority.

486	5.1	1.	Head of family; splitoff or recontact interview (V17707=1 or 2)
70	0.5	2.	Wife
641	4.5	3.	Child, stepchild
38	0.3	4.	Sibling
14	0.1	5.	Parent
107	0.7	6.	Grandchild, great-grandchild



59	0.5	7.	In-laws and other relatives
145	1.8	8.	Nonrelative
		9.	Husband of 1990 Head
7,811	86.5	0.	Inap.: no change in family composition (V17710=0); no one moved in (V17711=0)

**V17713 'NUMBER MOVED OUT 90' TLOC= 26**

Number of Persons Who Moved Out of FU between 1989 and 1990 Waves

mean nonzero = 1.3

8,407	90.5	0.	Inap.: none; splitoff or recontact interview (V17707=1 or 2); no change in family composition (V17710=0)
723	7.5	1.	One
144	1.3	2.	Two
63	0.6	3.	Three
21	0.2	4.	Four
8	0.0	5.	Five
1	0.0	6.	Six
2	0.0	7.	Seven
1	0.0	8.	Eight
1	0.0	9.	Nine or more

**V17714 'WHO MOVED OUT 90' TLOC= 27**

Relationship to Last Year's Head of Person(s) Who Moved Out/Died between 1989 and 1990 Waves

If more than one person moved out, the person with the highest priority was coded. The codes are in order of priority.

158	1.7	1.	Head of family
107	1.3	2.	Wife
468	4.9	3.	Child, stepchild
35	0.2	4.	Sibling
26	0.1	5.	Parent
36	0.2	6.	Grandchild, great-grandchild
80	0.5	7.	In-law or other relative
54	0.5	8.	Nonrelative (including foster child)
		9.	Husband of 1989 Head
8,407	90.5	0.	Inap.: splitoff or recontact interview (V17707=1 or 2); no change in family composition (V17710=0); no one moved out (V17713=0)

**V17715 'CURRENT FAM COMP 90' TLOC= 28**

1990 Family Composition

8,244	91.0	1.	Head (and immediate family: wife/"wife," husband and/or children, if any) only
872	5.9	2.	FU contains other relatives of Head, such as siblings, in-laws, parents, etc.
255	3.1	3.	FU contains people unrelated to Head, such as foster children and friends.

**V17716 'CURRENT HSEHOLD COMP 90' TLOC= 29**

1990 Household Composition

276	3.0	4.	This FU is a primary household containing a secondary which was interviewed separately.
118	1.1	5.	This FU is a primary household containing a secondary which was neither included in this FU nor interviewed separately.
306	3.3	6.	This FU is a secondary household contained within a primary which was interviewed separately.
150	1.3	7.	This FU is a secondary household contained within a primary which was neither included in this FU nor interviewed separately.
25	0.4	8.	This FU is a primary household in the same HU (housing unit) with another primary which was interviewed separately.

169 2.5 9. This FU is a primary household in the same HU (housing unit) with another primary which was neither included in this FU nor interviewed separately.

8,327 88.4 0. Inap.: this FU does not share the HU with other persons

**V17717 '68 ID# OF HOUSEHOLDER 90' TLOC= 30- 33 MD=9999**

1968 ID Number of Householder

Values for this variable in the range 0001-2930 indicate that the 1990 householder was a member of a panel family from the SRC cross-section core sample. Values in the range 5001-6872 denote that the householder was a member of a panel family from the Census core sample. Values in the range 7001-9043 denote that the householder was a member of a panel family from the Latino sample.

9999. NA who is householder; two primaries share HU (V17716=8 or 9)

0000. Inap.: householder has never been in study; FU is in institution

**V17718 'PERS# OF HOUSEHOLDER 90' TLOC= 34- 36 MD=999**

Person Number of Householder

Values for this variable in the range 001-227 indicate the actual person number of the householder.

999. NA who is householder (V17717=9999); two primaries share HU (V17716=8 or 9)

000. Inap.: householder has never been in study; FU is in institution

**V17719 'AGE OF HOUSEHOLDER 90' TLOC= 37- 38 MD=99**

Age of Householder

This variable represents the actual age (01-97) of the householder.

98. Ninety-eight years old or older

99. NA age; NA who is householder (V17717=9999); two primaries share HU (V17716=8 or 9)

00. Inap.: FU is in institution

**V17720 'SEX OF HOUSEHOLDER 90' TLOC= 39 MD=9**

Sex of Householder

6,262 65.1 1. Male  
2,598 28.4 2. Female

370 4.8 9. NA sex; NA who is householder (V17717=9999); two primaries share HU (V17716=8 or 9)

141 1.7 0. Inap.: FU is in institution

**V17721 'REL HHOLDER TO FU HD 90' TLOC= 40- 41 MD=99**

Relationship of Householder to Head of this FU

8,253 87.3 10. Head in 1990

10 0.1 20. Legal wife in 1990

11 0.1 22. "Wife"--female cohabitor who has lived with Head for a year or more or who was present in the 1989 family, since consecutive interviews may be taken less or more than twelve months apart

34 0.3 30. Son or daughter of Head (includes adopted children but not stepchildren)

1 0.0 33. Stepson or stepdaughter of Head (children of legal wife [code 20] who are not children of Head)

		35.	Son or daughter of "wife" but not Head (includes only those children whose mother's relationship to Head is 22 but who are not Head's children)
13	0.1	37.	Son-in-law or daughter-in-law of Head (includes stepchildren-in-law)
		38.	Foster son or foster daughter, not legally adopted
49	0.4	40.	Brother or sister of Head (includes step and half sisters and brothers)
13	0.1	47.	Brother-in-law or sister-in-law of Head; i.e., brother or sister of legal wife.
2	0.0	48.	Brother or sister of Head's cohabitor (the cohabitor's relationship code=22 or 88)
287	3.3	50.	Father or mother of Head (includes stepparents)
31	0.2	57.	Father-in-law or mother-in-law of Head (includes parents of legal wives [code 20] only)
6	0.1	58.	Father or mother of Head's cohabitor (the cohabitor's relationship code=22 or 88)
		60.	Grandson or granddaughter of Head (includes only legal wife's [code 20] grandchildren; those of a cohabitor are coded 97)
		65.	Great-grandson or great-granddaughter of Head (includes only legal wife's [code 20] great-grandchildren; those of a cohabitor are coded 97)
29	0.4	66.	Grandfather or grandmother of Head (includes stepgrandparents)
2	0.0	67.	Grandfather or grandmother of legal wife (code 20)
		68.	Greatgrandfather or greatgrandmother of Head
		69.	Greatgrandfather or greatgrandmother of legal wife (code 20)
2	0.0	70.	Nephew or niece of Head
		71.	Nephew or niece of legal wife (code 20)
25	0.1	72.	Uncle or Aunt of Head
		73.	Uncle or Aunt of legal wife (code 20)
6	0.0	74.	Cousin of Head
		75.	Cousin of legal wife (code 20)
		83.	Children of first-year cohabitor but not of Head (this child's parent is coded 88)
35	0.5	88.	First-year cohabitor of Head
3	0.0	90.	Legal husband of Head
3	0.0	95.	Other relative of Head
		96.	Other relative of legal wife (code 20)
2	0.0	97.	Other relative of cohabitor (the cohabitor's code=22 or 88)
47	0.6	98.	Other nonrelatives (includes homosexual friends, friends of children of the FU, etc.)
366	4.7	99.	NA relationship; NA who is householder (V17717=9999); two primaries share HU (V17716=8 or 9)
141	1.7	00.	Inap.: FU is in institution

V17722 'QUALITY OF MATCH 90' TLOC= 42

Quality of Match

9,300	99.3	0.	Perfect or near perfect match
43	0.5	1.	Fair match
28	0.2	2.	Poor match
		5.	No match

V17723 'TYPE INSTITUTION 90' TLOC= 43 MD=9

Type of Institution for Entire FU

32	0.2	1.	Armed forces, whether living on or off base
40	0.2	2.	Prison, jail, penitentiary, etc.
68	1.2	3.	Health care facility--hospital, nursing home
3	0.0	4.	Educational facility--dormitory, other on-campus housing, etc.
3	0.1	7.	Other
		9.	NA; DK
9,225	98.2	0.	Inap.: not in institution

V17724 '1990 HOUSE VALUE (A16)' TLOC= 44- 49

House Value in 1990 (Question A16)

% nonzero = 60.4  
mean nonzero = 100,741.3

The values for this variable in the range 000001-999998 represent the value of the home in whole dollars; all missing data were assigned.

000000. Inap.: not a home owner (V18072=5 or 8)  
999999. \$999,999 or more

V17725 'ACC 90 HOUSE VALUE' TLOC= 50

Accuracy of V17724 (House value)

9,212	98.1	0.	Inap.: no assignment; not a home owner (V17724=000000/V18072=5 or 8)
52	0.9	1.	Minor assignment
68	0.6	2.	Major assignment
39	0.4	3.	Complex property, requiring allocation of house value between dwelling and other purposes of building/land.

V17726 '1990 REM MORT PRIN (A20)' TLOC= 51- 56

Remaining Mortgage Principal in 1990 (Question A20)

% nonzero = 36.5  
mean nonzero = 50,710.4

The values for this variable in the range 000001-999998 represent the principal currently owed from all mortgages or land contracts on the home in whole dollars; all missing data were assigned.

000000. Inap.: not a home owner (V17724=000000/V18072=5 or 8); no mortgage on home (V18073=5 or 9)  
999999. \$999,999 or more

V17727 'ACC REM MORT PRIN' TLOC= 57

Accuracy of V17726 (Remaining mortgage principal)

9,175	98.4	0.	Inap.: no assignment; not a home owner (V17724=000000/V18072=5 or 8); no mortgage on home (V17726=000000/V18073=5 or 9)
50	0.4	1.	Minor assignment
110	0.7	2.	Major assignment
36	0.6	3.	Complex property, requiring allocation of house value between dwelling and other purposes of building/land.

V17728 'TOTAL ANN MRTG PMT (A21)' TLOC= 58- 62

Annual Mortgage Payments (Question A21)

% nonzero = 36.5  
mean nonzero = 7,209.8

The values for this variable in the range 00001-99998 represent the annualized amount of all current payments on mortgages or land contracts in whole dollars; all missing data were assigned.

00000. Inap.: not a home owner (V17724=000000/V18072=5 or 8);  
no mortgage on home (V17726=000000/V18073=5 or 9)  
99999. \$99,999 or more

V17729 'ACC TOT ANN MRTG PMT / TLOC= 63

Accuracy of V17728 (Annual mortgage payments)

9,304	99.2	0.	Inap.: no assignment; not a home owner (V17724=000000/ V18072=5 or 8); no mortgage on home (V17726=000000/V18073=5 or 9)
31	0.3	1.	Minor assignment
36	0.6	2.	Major assignment
		3.	Complex property, requiring allocation of house value between dwelling and income-producing purposes of building/ land.

V17730 '90 ANN PROP TAX (A17) / TLOC= 64- 68

Annual Property Tax (Question A17)

% nonzero = 58.4  
mean nonzero = 1,194.1

The values for this variable in the range 00001-99998 represent the current  
annual property tax liability in whole dollars; all missing data were  
assigned.

00000. Inap.: none; not a home owner (V17724=000000/V18072=5  
or 8)  
99999. \$99,999 or more

V17731 'ACC ANN PROP TAX / TLOC= 69

Accuracy of V17730 (Annual property tax)

8,799	94.8	0.	Inap.: no assignment; not a home owner (V17724=000000/ V18072=5 or 8); no annual property tax (V17730=00000)
7	0.1	1.	Minor assignment
527	4.6	2.	Major assignment
38	0.5	3.	Complex property

V17732 'ANN HOMEOWNER INS (A18) / TLOC= 70- 73 MD=9999

Annual Homeowner's Insurance (Question A18)

% nonzero = 57.7  
mean nonzero, excluding missing data = 389.7

The values for this variable in the range 0001-9997 represent the annual  
dollar amount of homeowner's insurance premiums.

0000. Inap.: none; not a home owner (V17724=000000/V18072=5 or  
8)  
9998. \$9998 or more  
9999. NA; DK

V17733 'ANN RENT (A27) / TLOC= 74- 78

Annual Rent (Question A27)

% nonzero = 34.0  
mean nonzero = 4,064.4

The values for this variable in the range 00001-99998 represent the  
annualized amount of current rent paid in whole dollars; all missing data  
were assigned.

00000. Inap.: not a renter (V18072=1 or 8)  
99999. \$99,999 or more

V17734 'ACC ANN RENT / TLOC= 79

Accuracy of V17733 (Annual rent)

9,261	98.6	0.	Inap.: no assignment; not a renter (V17733=0000/V18072=1 or 8)
7	0.1	1.	Minor assignment
103	1.3	2.	Major assignment

**V17735 'ANN VAL FREE HSNQ (A33) ' TLDC= 80- 83**

Annual Rent Value of Free Housing for Those Who Neither Own nor Rent (Question A33)

% nonzero = 5.7  
mean nonzero = 3,631.1

The values for this variable in the range 0001-9998 represent the annualized current rental value of free housing in whole dollars; all missing data were assigned.

0000. Inap.: home owner or renter (V18072=1 or 5)  
9999. \$9,999 or more

**V17736 'ACC ANN VAL FREE HSNQ ' TLDC= 84**

Accuracy of V17735 (Annual rent value of free housing)

9,204	98.2	0.	Inap.: no assignment; home owner or renter (V17735=0000/V18072=1 or 5)
1	0.0	1.	Minor assignment
166	1.8	2.	Major assignment

**V17737 'GOV SUBSIDY OF HTG (A14)' TLDC= 85- 88 MD=9999**

Government Subsidy of Heating Costs Received for the Winter of 1989-1990 (Question A14)

% nonzero = 5.0  
mean nonzero, excluding missing data = 231.4

The values for this variable in the range 0001-9997 represent the actual amount of governmental subsidies of heating costs in whole dollars. Note that this variable contains missing data values.

9998. \$9998 or more  
9999. NA; DK  
0000. Inap.: none; received no government heating subsidies (V18071=5 or 9)

**V17738 'HD MAIN JOB WRKHS 89 ' TLDC= 89- 92**

1990 Head's Annual Hours Worked on Main Job in 1989

% nonzero = 74.9  
mean nonzero = 1,947.7

The values for this variable in the range 0001-5840 represent the annual work hours on all main jobs; all missing data were assigned. This variable was calculated from the product of B78 x B79 or C70 x C71.

0000. Inap.: none; did not work in 1989

**V17739 'ACC HD 89 MAIN JOB WRKHR' TLDC= 93**

Accuracy of V17738 (Head's annual hours worked on main job in 1989)

9,160	98.4	0.	Inap.: no assignment; did not work in 1989 (V17738=0000)
59	0.6	1.	Minor assignment
152	0.9	2.	Major assignment

**V17740 'HD OVERTIME WRKHS 89 ' TLDC= 94- 97**

1990 Head's Annual Hours of Overtime in 1989

% nonzero = 17.7

mean nonzero = 124.1

The values for this variable in the range 0001-5840 represent the annual overtime hours worked on all main jobs if reported separately from regular work hours; all missing data were assigned. The data for this variable were found at B81 or C73.

0000. Inap.: none; did not work in 1989 (V17738=0000); did not work overtime in 1989 (V18198=5 or 9)

V17741 'ACC HD 89 OVERTIME WRKHR' TLOC= 98

Accuracy of V17740 (Head's annual hours of overtime in 1989)

126	0.9	1.	Minor assignment
28	0.2	2.	Major assignment
9,217	99.0	0.	Inap.: no assignment; did not work in 1989 (V17738=0000); did not work overtime in 1989 (V17740=0000)

V17742 'HD XTRA JOB WRKHRS 89' TLOC= 99- 102

1990 Head's Annual Hours Worked on Extra Jobs in 1989

% nonzero = 13.0  
mean nonzero = 417.9

The values for this variable in the range 0001-5840 represent the annual work hours on all extra jobs; all missing data were assigned. This variable was calculated from the product of B88 x B89 + B100 x B101 or C80 x C81 + C92 x C93.

0000. Inap.: none; did not work in 1989 (V17738=0000); no extra job (V18199=5 or 9 or V18501=5 or 9)

V17743 'ACC HD 89 XTRA JOB WRKHR' TLOC= 103

Accuracy of V17742 (Head's annual hours worked on extra jobs in 1989)

9,209	98.4	0.	Inap.: no assignment; did not work in 1989 (V17738=0000); no extra job (V17742=0000/V18199=5 or 9 or V18501=5 or 9)
54	0.5	1.	Minor assignment
108	1.1	2.	Major assignment

V17744 'HD ANN WRK HRS IN 89' TLOC= 104- 107

1990 Head's Total Annual Work Hours in 1989

% nonzero = 74.9  
mean nonzero = 2,049.7

The values for this variable in the range 0001-5840 represent the total annual work hours on all jobs including overtime; all missing data were assigned. This variable is the sum of V17738, V17740, and V17742.

0000. Inap.: none; did not work in 1989 (V17738=0000)

V17745 'HD HRS WRK LOST OTR ILL' TLOC= 108- 111

1990 Head's Annual Hours of Work Missed Because Someone Else was Ill in 1989

% nonzero = 8.8  
mean nonzero = 41.9

The values for this variable in the range 0001-2080 represent the actual annual hours; all missing data were assigned. This variable was computed by multiplying B61 or C56 by 40.

0000. Inap.: none; missed no work through illness of others (V18184=5 or 9 or V18333=5 or 9); never worked (V18257=5 or 9); not working now and last worked before 1989 (V18259=01-88, 97-99)

V17746 'ACC HD HR LOST OTR ILL' TLOC= 112

Accuracy of V17745 (Head's annual hours of work missed because someone else was ill in 1989)

---

9,367	100.0	0.	Inap.: no assignment; missed no work through illness of others (V17745=0000); never worked (V18257=5 or 9); not working now and last worked before 1989 (V18259=01-88, 97-99)
		1.	Minor assignment
4	0.0	2.	Major assignment

V17747 'HD HRS WRK LOST OWN ILL ' TLOC= 113- 116

1990 Head's Annual Hours of Illness in 1989

---

% nonzero = 31.0  
mean nonzero = 152.0

The values for this variable in the range 0001-3280 represent the actual annual hours; all missing data were assigned. This variable was computed by multiplying B64 or C59 by 80 for the first eight weeks and by 60 for any weeks thereafter.

0000. Inap.: none; missed no work through own illness (V18186=5 or 9 or V18335=5 or 9); never worked (V18257=5 or 9); not working now and last worked before 1989 (V18259=01-88, 97-99)

V17748 'ACC HD HRS LOST OWN ILL ' TLOC= 117

Accuracy of V17747 (Head's annual hours of illness in 1989)

---

9,357	99.9	0.	Inap.: no assignment; missed no work through own illness (V17747=0000); never worked (V18257=5 or 9); not working now and last worked before 1989 (V18259=01-88, 97-99)
		1.	Minor assignment
2	0.0		
12	0.1	2.	Major assignment

V17749 'HD STRIKE HOURS 89 ' TLOC= 118- 121

1990 Head's Annual Hours on Strike in 1989

---

% nonzero = 0.4  
mean nonzero = 226.0

The values for this variable in the range 0001-2080 represent the actual annual hours; all missing data were assigned. This variable was computed by multiplying B70 or C62 by 40.

0000. Inap.: none; missed no work through strikes (V18190=5 or 9 or V18337=5 or 9); never worked (V18257=5 or 9); not working now and last worked before 1989 (V18259=01-88, 97-99)

V17750 'ACC HD STRIKE HRS 89 ' TLOC= 122

Accuracy of V17749 (Head's annual hours on strike in 1989)

---

9,371	100.0	0.	Inap.: no assignment; missed no work through strikes (V17749=0000); never worked (V18257=5 or 9); not working now and last worked before 1989 (V18259=01-88, 97-99)
		1.	Minor assignment
		2.	Major assignment

V17751 'HD UNEMP HRS 89 ' TLOC= 123- 126

1990 Head's Annual Hours of Unemployment in 1989

---

% nonzero = 10.6  
mean nonzero = 544.8

The values for this variable in the range 0001-2080 represent the actual annual hours; all missing data were assigned. This variable was computed by multiplying B73 or C7 or C65 by 40.

0000. Inap.: none; was not unemployed or laid off during 1989 (V18192=5 or 9 or V18260=5 or 9 or V18339=5 or 9)



V17752 'ACC 89 HD UNEMP HRS ' TLOC= 127

Accuracy of V17751 (Head's annual hours of unemployment in 1989)

9,314	99.8	0.	Inap.: no assignment; was not unemployed or laid off during 1989 (V17751=0000)
1	0.0	1.	Minor assignment
56	0.2	2.	Major assignment

V17753 'HD HRS OUT LBR FORCE 89 ' TLOC= 128- 131

1990 Head's Annual Hours Out of the Labor Force in 1989

% nonzero = 31.7  
 mean nonzero = 1,795.4

The values for this variable in the range 0001-2080 represent the actual annual hours; all missing data were assigned. This variable was computed by multiplying B76 or C68 by 40. If Head had not worked since January 1, 1989, the weeks used for computation here were all those not included at C7.

0000. Inap.: none; not out of the labor force during 1989 (V18194=5 or 9 or V18261=52 or V18341=5 or 9)

V17754 'ACC 89 HD HR OUT LBR FRC' TLOC= 132

Accuracy of V17753 (Head's annual hours out of the labor force in 1989)

9,307	99.6	0.	Inap.: no assignment; not out of the labor force during 1989 (V17753=0000)
2	0.0	1.	Minor assignment
62	0.4	2.	Major assignment

**NOTE:** V17755 through V17766 were coded from questions B74 and B77 for Heads who were working at the time of the interview. Information for unemployed Heads was taken from questions C5, C8, C66 and C69.

V17755 'HD UNEMP/OUT LBR JAN 89 ' TLOC= 133 MD=9

Head's Employment Events: Whether Unemployed or Out of the Labor Force-  
 January 1989

463	3.5	1.	Was unemployed/temporarily laid off but <u>not</u> out of the labor force during this month
2,296	27.1	2.	Was out of the labor force but <u>not</u> unemployed/temporarily laid off
7	0.1	3.	Was <u>both</u> unemployed/temporarily laid off and out of the labor force during this month
36	0.2	7.	Was either unemployed/temporarily laid off or out of the labor force but NA which one
133	0.9	9.	NA; DK
6,436	68.2	0.	Inap.: was neither unemployed/temporarily laid off nor out of the labor force during this month

V17756 'HD UNEMP/OUT LBR FEB 89 ' TLOC= 134 MD=9

Head's Employment Events: Whether Unemployed or Out of the Labor Force-  
 February 1989

431	3.3	1.	Was unemployed/temporarily laid off but <u>not</u> out of the labor force during this month
2,296	27.0	2.	Was out of the labor force but <u>not</u> unemployed/temporarily laid off
4	0.1	3.	Was <u>both</u> unemployed/temporarily laid off and out of the labor force during this month
37	0.2	7.	Was either unemployed/temporarily laid off or out of the labor force but NA which one
136	0.8	9.	NA; DK
6,467	68.6	0.	Inap.: was neither unemployed/temporarily laid off nor out of the labor force during this month

V17757 'HD UNEMP/OUT LBR MAR 89 ' TLOC= 135 MD=9

Head's Employment Events: Whether Unemployed or Out of the Labor Force-March 1989

385	3.0	1.	Was unemployed/temporarily laid off but <u>not</u> out of the labor force during this month
2,283	26.9	2.	Was out of the labor force but <u>not</u> unemployed/temporarily laid off
5	0.0	3.	Was <u>both</u> unemployed/temporarily laid off and out of the labor force during this month
39	0.2	7.	Was either unemployed/temporarily laid off or out of the labor force but NA which one
149	1.0	9.	NA; DK
6,510	68.8	0.	Inap.: was neither unemployed/temporarily laid off nor out of the labor force during this month

V17758 'HD UNEMP/OUT LBR APR 89 ' TLOC= 136 MD=9

Head's Employment Events: Whether Unemployed or Out of the Labor Force-April 1989

329	2.6	1.	Was unemployed/temporarily laid off but <u>not</u> out of the labor force during this month
2,295	27.0	2.	Was out of the labor force but <u>not</u> unemployed/temporarily laid off
8	0.0	3.	Was <u>both</u> unemployed/temporarily laid off and out of the labor force during this month
39	0.2	7.	Was either unemployed/temporarily laid off or out of the labor force but NA which one
142	1.0	9.	NA; DK
6,558	69.2	0.	Inap.: was neither unemployed/temporarily laid off nor out of the labor force during this month

V17759 'HD UNEMP/OUT LBR MAY 89 ' TLOC= 137 MD=9

Head's Employment Events: Whether Unemployed or Out of the Labor Force-May 1989

315	2.4	1.	Was unemployed/temporarily laid off but <u>not</u> out of the labor force during this month
2,294	27.1	2.	Was out of the labor force but <u>not</u> unemployed/temporarily laid off
9	0.1	3.	Was <u>both</u> unemployed/temporarily laid off and out of the labor force during this month
40	0.2	7.	Was either unemployed/temporarily laid off or out of the labor force but NA which one
144	1.0	9.	NA; DK
6,569	69.1	0.	Inap.: was neither unemployed/temporarily laid off nor out of the labor force during this month

V17760 'HD UNEMP/OUT LBR JUN 89 ' TLOC= 138 MD=9

Head's Employment Events: Whether Unemployed or Out of the Labor Force-June 1989

313	2.5	1.	Was unemployed/temporarily laid off but <u>not</u> out of the labor force during this month
2,283	27.1	2.	Was out of the labor force but <u>not</u> unemployed/temporarily laid off
6	0.1	3.	Was <u>both</u> unemployed/temporarily laid off and out of the labor force during this month
40	0.2	7.	Was either unemployed/temporarily laid off or out of the labor force but NA which one
143	0.9	9.	NA; DK
6,586	69.1	0.	Inap.: was neither unemployed/temporarily laid off nor out of the labor force during this month

V17761 'HD UNEMP/OUT LBR JUL 89 ' TLOC= 139 MD=9

Head's Employment Events: Whether Unemployed or Out of the Labor Force-July 1989

---

329	2.7	1.	Was unemployed/temporarily laid off but <u>not</u> out of the labor force during this month
2,298	27.3	2.	Was out of the labor force but <u>not</u> unemployed/temporarily laid off
8	0.1	3.	Was <u>both</u> unemployed/temporarily laid off and out of the labor force during this month
38	0.2	7.	Was either unemployed/temporarily laid off or out of the labor force but NA which one
145	1.0	9.	NA; DK
6,553	68.8	0.	Inap.: was neither unemployed/temporarily laid off nor out of the labor force during this month

V17762 'HD UNEMP/OUT LBR AUG 89 ' TLOC= 140 MD=9

Head's Employment Events: Whether Unemployed or Out of the Labor Force-August 1989

---

324	2.5	1.	Was unemployed/temporarily laid off but <u>not</u> out of the labor force during this month
2,300	27.3	2.	Was out of the labor force but <u>not</u> unemployed/temporarily laid off
8	0.1	3.	Was <u>both</u> unemployed/temporarily laid off and out of the labor force during this month
38	0.2	7.	Was either unemployed/temporarily laid off or out of the labor force but NA which one
148	1.1	9.	NA; DK
6,553	68.8	0.	Inap.: was neither unemployed/temporarily laid off nor out of the labor force during this month

V17763 'HD UNEMP/OUT LBR SEP 89 ' TLOC= 141 MD=9

Head's Employment Events: Whether Unemployed or Out of the Labor Force-September 1989

---

323	2.3	1.	Was unemployed/temporarily laid off but <u>not</u> out of the labor force during this month
2,305	27.2	2.	Was out of the labor force but <u>not</u> unemployed/temporarily laid off
4	0.0	3.	Was <u>both</u> unemployed/temporarily laid off and out of the labor force during this month
42	0.2	7.	Was either unemployed/temporarily laid off or out of the labor force but NA which one
137	0.9	9.	NA; DK
6,560	69.3	0.	Inap.: was neither unemployed/temporarily laid off nor out of the labor force during this month

V17764 'HD UNEMP/OUT LBR OCT 89 ' TLOC= 142 MD=9

Head's Employment Events: Whether Unemployed or Out of the Labor Force-October 1989

---

325	2.4	1.	Was unemployed/temporarily laid off but <u>not</u> out of the labor force during this month
2,289	27.0	2.	Was out of the labor force but <u>not</u> unemployed/temporarily laid off
9	0.1	3.	Was <u>both</u> unemployed/temporarily laid off and out of the labor force during this month
38	0.2	7.	Was either unemployed/temporarily laid off or out of the labor force but NA which one
139	1.0	9.	NA; DK
6,571	69.3	0.	Inap.: was neither unemployed/temporarily laid off nor out of the labor force during this month

V17765 'HD UNEMP/OUT LBR NOV 89 ' TLOC= 143 MD=9

Head's Employment Events: Whether Unemployed or Out of the Labor Force-November 1989

---

156 - RAW DATA

364	2.9	1.	Was unemployed/temporarily laid off but <u>not</u> out of the labor force during this month
2,298	27.2	2.	Was out of the labor force but <u>not</u> unemployed/temporarily laid off
7	0.1	3.	Was <u>both</u> unemployed/temporarily laid off and out of the labor force during this month
38	0.2	7.	Was either unemployed/temporarily laid off or out of the labor force but NA which one
134	0.8	9.	NA; DK
6,530	68.9	0.	Inap.: was neither unemployed/temporarily laid off nor out of the labor force during this month

V17766 'HD UNEMP/OUT LBR DEC 89 ' TLOC= 144 MD=9

Head's Employment Events: Whether Unemployed or Out of the Labor Force-December 1989

408	3.2	1.	Was unemployed/temporarily laid off but <u>not</u> out of the labor force during this month
2,311	27.3	2.	Was out of the labor force but <u>not</u> unemployed/temporarily laid off
9	0.1	3.	Was <u>both</u> unemployed/temporarily laid off and out of the labor force during this month
40	0.2	7.	Was either unemployed/temporarily laid off or out of the labor force but NA which one
130	0.7	9.	NA; DK
6,473	68.5	0.	Inap.: was neither unemployed/temporarily laid off nor out of the labor force during this month

V17767 'WIFE IN FU? ' TLOC= 145

Is there a Wife/"Wife" in FU?

5,371	52.4	1.	Yes
4,000	47.6	5.	No

V17768 'WF MAIN JOB WRKHRS 89 ' TLOC= 146- 149

1990 Wife's/"Wife's" Annual Hours Worked on Main Job in 1989

% nonzero = 35.0  
mean nonzero = 1,484.1

The values for this variable in the range 0001-5840 represent the annual work hours on all jobs; all missing data were assigned. This variable was calculated from the product of D78 x D79 or E70 x E71.

0000. Inap.: none; did not work in 1989; no wife/"wife"  
(V17767=5/V18051=00)

V17769 'ACC WF 89 MAIN JOB WRKHR' TLOC= 150

Accuracy of V17768 (Wife's/"Wife's" annual hours worked on main job in 1989)

9,283	99.2	0.	Inap.: no assignment; no wife/"wife" (V17767=5/V18051=00); did not work in 1989 (V17768=0000)
23	0.2	1.	Minor assignment
65	0.6	2.	Major assignment

V17770 'WF OVERTIME WRKHRS 89 ' TLOC= 151- 154

1990 Wife's/"Wife's" Annual Hours of Overtime in 1989

% nonzero = 6.1  
mean nonzero = 99.1

The values for this variable in the range 0001-5840 represent the annual overtime hours worked on all main jobs if reported separately from regular work hours; all missing data were assigned. The data for this variable were found at D81 or E73.

0000. Inap.: none; no wife/"wife" in FU (V17767=5/V18051= 00); did not work in 1989 (V17768=0000); did not work overtime in 1989 (V18500=5 or 9)

V17771 'ACC WF 89 OVERTIME WRKHR' TLOC= 155

Accuracy of V17770 (Wife's/"Wife's" annual hours of overtime in 1989)

37	0.3	1.	Minor assignment
2	0.0	2.	Major assignment
9,332	99.7	0.	Inap.: no assignment; no wife/"wife" in FU (V17767=5/V18051=00); did not work in 1989 (V17768=0000); did not work overtime in 1989 (V17770=0000)

V17772 'WF XTRA JOB WRKHRS 89' TLOC= 156- 159

1990 Wife's/"Wife's" Annual Hours Worked on Extra Jobs in 1989

% nonzero = 3.8  
mean nonzero = 309.2

The values for this variable in the range 0001-5840 represent the annualized work hours on all extra jobs; all missing data were assigned. This variable was calculated from the product of D88 x D89 + D100 x D101 or E80 x E81 + E92 x E93.

0000. Inap.: none; did not work in 1989 (V17768=0000); no wife/"wife" (V17767=5/V18051=00); no extra job (V18501=5 or 9 or V18648=5 or 9)

V17773 'ACC WF 89 XTRA JOB WRKHR' TLOC= 160

Accuracy of V17772 (Wife's/"Wife's" annual hours worked on extra jobs in 1989)

9,321	99.3	0.	Inap.: no assignment; no wife/"wife" (V17767=5/V18051=00); did not work in 1989 (V17768=0000); no extra job (V17772=0000)
13	0.2	1.	Minor assignment
37	0.5	2.	Major assignment

V17774 'WF ANN WRK HRS IN 89' TLOC= 161- 164

1990 Wife's/"Wife's" Total Annual Work Hours in 1989

% nonzero = 35.0  
mean nonzero = 1,535.0

The values for this variable in the range 0001-5840 represent the actual total annual hours on all jobs; all missing data were assigned. This variable is the sum of V17768, V17770 and V17772.

0000. Inap.: none; no wife/"wife" (V17767=5/V18051=00); did not work in 1989 (V17768=0000)

V17775 'WF HRS WRK LOST OTR ILL' TLOC= 165- 168

1990 Wife's/"Wife's" Annual Hours of Work Missed Because Someone Else was Ill in 1989

% nonzero = 7.6  
mean nonzero = 55.9

The values for this variable in the range 0001-2080 represent the actual annual hours; all missing data were assigned. This variable was computed by multiplying D61 or E56 by 40.

0000. Inap.: none; no wife/"wife" (V17767=5/V18051=00); missed no work through illness of others (V18486=5 or 9 or V18635=5 or 9); never worked (V18559=5 or 9); not working now and last worked before 1989 (V18561=01-88, 97-99)

V17776 'ACC WF HR LOST OTR ILL' TLOC= 169

Accuracy of V17775 (Wife's/"Wife's" annual hours of work missed because someone else was ill in 1989)

9,366	100.0	0.	Inap.: no assignment; no wife/"wife" (V17767=5/V18051=00); missed no work through illness of others (V17775=0000); never worked (V18559=5 or 9); not working now and last worked before 1989 (V18561=01-88, 97-99)
2	0.0	1.	Minor assignment
3	0.0	2.	Major assignment

V17777 'WF HRS WRK LOST OWN ILL ' TLOC= 170- 173

1990 Wife's/"Wife's" Annual Hours of Illness in 1989

% nonzero = 13.6  
mean nonzero = 153.4

The values for this variable in the range 0001-3280 represent the actual annual hours; all missing data were assigned. This variable was computed by multiplying D64 or E59 by 80 for the first eight weeks and by 60 for any weeks thereafter.

0000. Inap.: none; no wife/"wife" (V17767=5/V18051=00); missed no work through own illness (V18488=5 or 9 or V18637=5 or 9); never worked (V18559=5 or 9); not working now and last worked before 1989 (V18561=01-88, 97-99)

V17778 'ACC WF HRS LOST OWN ILL ' TLOC= 174

Accuracy of V17777 (Wife's/"Wife's" annual hours of illness in 1989)

9,365	100.0	0.	Inap.: no assignment; no wife/"wife" (V17767=5/V18051=00); missed no work through own illness (V17777=0000); never worked (V18559=5 or 9); not working now and last worked before 1989 (V18561=01-88, 97-99)
2	0.0	1.	Minor assignment
4	0.0	2.	Major assignment

V17779 'WF STRIKE HOURS 89 ' TLOC= 175- 178

1990 Wife's/"Wife's" Annual Hours on Strike in 1989

% nonzero = 0.0  
mean nonzero = 65.0

The values for this variable in the range 0001-2080 represent the actual annual hours; all missing data were assigned. This variable was computed by multiplying D70 or E62 by 40.

0000. Inap.: none; no wife/"wife" (V17767=5/V18051=00); missed no work through strikes (V18492=5 or 9 or V18639=5 or 9); never worked (V18559=5 or 9); not working now and last worked before 1989 (V18561=01-88, 97-99)

V17780 'ACC WF STRIKE HRS 89 ' TLOC= 179

Accuracy of V17779 (Wife's/"Wife's" annual hours on strike in 1989)

9,371	100.0	0.	Inap.: no assignment; no wife/"wife" (V17767=5/V18051=00); missed no work through strikes (V17779=0000); never worked (V18559=5 or 9); not working now and last worked before 1989 (V18561=01-88, 97-99)
		1.	Minor assignment
		2.	Major assignment

V17781 'WF UNEMP HRS 89 ' TLOC= 180- 183

1990 Wife's/"Wife's" Annual Hours of Unemployment in 1989

% nonzero = 3.7  
mean nonzero = 603.9

The values for this variable in the range 0001-2080 represent the actual annual hours; all missing data were assigned. This variable was computed by multiplying D73 or E7 or E65 by 40.

0000. Inap.: none; no wife/"wife" (V17767=5/V18051=00); was not unemployed or laid off during 1989 (V18494=5 or 9 or V18562=5 or 9 or V18641=5 or 9)

V17782 'ACC WF UNEMP HRS 89 / TLOC= 184

Accuracy of V17781 (Wife's/"Wife's" annual hours of unemployment in 1989)

9,316	99.6	0.	Inap.: no assignment; no wife/"wife" (V17767=5/V18051=00); was not unemployed or laid off during 1989 (V17781=0000)
6	0.1	1.	Minor assignment
49	0.4	2.	Major assignment

V17783 'WF HRS OUT LBR FORCE 89 / TLOC= 185- 188

1990 Wife's/"Wife's" Annual Hours Out of the Labor Force in 1989

% nonzero = 23.5  
mean nonzero = 1,785.0

The values for this variable in the range 0001-2080 represent the actual annual hours; all missing data were assigned. This variable was computed by multiplying D76 or E68 by 40. If Wife/"Wife" was not currently working and had not worked since January 1, 1989, the weeks used for computation here were all those not included at E7.

0000. Inap.: none; no wife/"wife" (V17767=5/V18051=00); not out of the labor force during 1989 (V18496=5 or 9 or V18563=52 or V18643=5 or 9)

V17784 'ACC WF 89 HR OUT LBR FRC' TLOC= 189

Accuracy of V17783 (Wife's/"Wife's" annual hours out of the labor force in 1989)

9,303	99.4	0.	Inap.: no assignment; no wife/"wife" (V17767=5/V18051=00); not out of the labor force during 1989 (V17783=0000)
8	0.1	1.	Minor assignment
60	0.6	2.	Major assignment

**NOTE:** V17785 through V17796 were coded from questions D74, and D77 for Wives/"Wives" who were working at the time of the interview. Information for unemployed Wives/"Wives" was taken from questions E5, E8, E66 and E69.

V17785 'WF UNEMP/OUT LBR JAN 89 / TLOC= 190 MD=9

Wife's/"Wife's" Employment Events: Whether Unemployed or Out of the Labor Force-January 1989

182	1.1	1.	Was unemployed/temporarily laid off but <u>not</u> out of the labor force during this month
1,946	20.0	2.	Was out of the labor force but <u>not</u> unemployed/temporarily laid off during this month
8	0.1	3.	Was <u>both</u> unemployed/temporarily laid off <u>and</u> out of the labor force during this month
31	0.2	7.	Was either unemployed/temporarily laid off or out of the labor force but NA which one
47	0.4	9.	NA; DK
7,157	78.2	0.	Inap.: no wife/"wife" (V17767=5/V18051=00); was neither unemployed/temporarily laid off nor out of the labor force during this month

V17786 'WF UNEMP/OUT LBR FEB 89 / TLOC= 191 MD=9

Wife's/"Wife's" Employment Events: Whether Unemployed or Out of the Labor Force-February 1989

165	1.0	1.	Was unemployed/temporarily laid off but <u>not</u> out of the labor force during this month
1,938	20.0	2.	Was out of the labor force but <u>not</u> unemployed/temporarily laid off during this month

## 160 - RAW DATA

5	0.1	3.	Was <u>both</u> unemployed/temporarily laid off <u>and</u> out of the labor force during this month
31	0.2	7.	Was either unemployed/temporarily laid off or out of the labor force but NA which one
41	0.3	9.	NA; DK
7,191	78.4	0.	Inap.: no wife/"wife" (V17767=5/V18051=00); was neither unemployed/temporarily laid off nor out of the labor force during this month

V17787 'WF UNEMP/OUT LBR MAR 89 ' TLOC= 192 MD=9

Wife's/"Wife's" Employment Events: Whether Unemployed or Out of the Labor Force-March 1989

---

143	0.9	1.	Was unemployed/temporarily laid off but <u>not</u> out of the labor force during this month
1,942	20.1	2.	Was out of the labor force but <u>not</u> unemployed/temporarily laid off during this month
5	0.1	3.	Was <u>both</u> unemployed/temporarily laid off <u>and</u> out of the labor force during this month
32	0.2	7.	Was either unemployed/temporarily laid off or out of the labor force but NA which one
40	0.3	9.	NA; DK
7,209	78.5	0.	Inap.: no wife/"wife" (V17767=5/V18051=00); was neither unemployed/temporarily laid off nor out of the labor force during this month

V17788 'WF UNEMP/OUT LBR APR 89 ' TLOC= 193 MD=9

Wife's/"Wife's" Employment Events: Whether Unemployed or Out of the Labor Force-April 1989

---

137	0.9	1.	Was unemployed/temporarily laid off but <u>not</u> out of the labor force during this month
1,924	19.9	2.	Was out of the labor force but <u>not</u> unemployed/temporarily laid off during this month
3	0.0	3.	Was <u>both</u> unemployed/temporarily laid off <u>and</u> out of the labor force during this month
30	0.2	7.	Was either unemployed/temporarily laid off or out of the labor force but NA which one
40	0.3	9.	NA; DK
7,237	78.7	0.	Inap.: no wife/"wife" (V17767=5/V18051=00); was neither unemployed/temporarily laid off nor out of the labor force during this month

V17789 'WF UNEMP/OUT LBR MAY 89 ' TLOC= 194 MD=9

Wife's/"Wife's" Employment Events: Whether Unemployed or Out of the Labor Force-May 1989

---

140	0.9	1.	Was unemployed/temporarily laid off but <u>not</u> out of the labor force during this month
1,942	20.1	2.	Was out of the labor force but <u>not</u> unemployed/temporarily laid off during this month
1	0.0	3.	Was <u>both</u> unemployed/temporarily laid off <u>and</u> out of the labor force during this month
30	0.2	7.	Was either unemployed/temporarily laid off or out of the labor force but NA which one
42	0.4	9.	NA; DK
7,216	78.4	0.	Inap.: no wife/"wife" (V17767=5/V18051=00); was neither unemployed/temporarily laid off nor out of the labor force during this month

V17790 'WF UNEMP/OUT LBR JUN 89 ' TLOC= 195 MD=9

Wife's/"Wife's" Employment Events: Whether Unemployed or Out of the Labor Force-June 1989

---

144	1.0	1.	Was unemployed/temporarily laid off but <u>not</u> out of the labor force during this month
-----	-----	----	---



1,966	20.5	2.	Was out of the labor force but <u>not</u> unemployed/temporarily laid off during this month
3	0.0	3.	Was <u>both</u> unemployed/temporarily laid off <u>and</u> out of the labor force during this month
32	0.2	7.	Was either unemployed/temporarily laid off or out of the labor force but NA which one
40	0.3	9.	NA; DK
7,186	78.0	0.	Inap.: no wife/"wife" (V17767=5/V18051=00); was neither unemployed/temporarily laid off nor out of the labor force during this month

V17791 'WF UNEMP/OUT LBR JUL 89 ' TLOC= 196 MD=9

Wife's/"Wife's" Employment Events: Whether Unemployed or Out of the Labor Force-July 1989

155	1.2	1.	Was unemployed/temporarily laid off but <u>not</u> out of the labor force during this month
1,964	20.5	2.	Was out of the labor force but <u>not</u> unemployed/temporarily laid off during this month
5	0.1	3.	Was <u>both</u> unemployed/temporarily laid off <u>and</u> out of the labor force during this month
28	0.1	7.	Was either unemployed/temporarily laid off or out of the labor force but NA which one
44	0.4	9.	NA; DK
7,175	77.8	0.	Inap.: no wife/"wife" (V17767=5/V18051=00); was neither unemployed/temporarily laid off nor out of the labor force during this month

V17792 'WF UNEMP/OUT LBR AUG 89 ' TLOC= 197 MD=9

Wife's/"Wife's" Employment Events: Whether Unemployed or Out of the Labor Force-August 1989

140	1.0	1.	Was unemployed/temporarily laid off but <u>not</u> out of the labor force during this month
1,971	20.5	2.	Was out of the labor force but <u>not</u> unemployed/temporarily laid off during this month
1	0.0	3.	Was <u>both</u> unemployed/temporarily laid off <u>and</u> out of the labor force during this month
28	0.1	7.	Was either unemployed/temporarily laid off or out of the labor force but NA which one
43	0.4	9.	NA; DK
7,188	77.9	0.	Inap.: no wife/"wife" (V17767=5/V18051=00); was neither unemployed/temporarily laid off nor out of the labor force during this month

V17793 'WF UNEMP/OUT LBR SEP 89 ' TLOC= 198 MD=9

Wife's/"Wife's" Employment Events: Whether Unemployed or Out of the Labor Force-September 1989

128	0.7	1.	Was unemployed/temporarily laid off but <u>not</u> out of the labor force during this month
1,914	19.8	2.	Was out of the labor force but <u>not</u> unemployed/temporarily laid off during this month
2	0.0	3.	Was <u>both</u> unemployed/temporarily laid off <u>and</u> out of the labor force during this month
29	0.2	7.	Was either unemployed/temporarily laid off or out of the labor force but NA which one
42	0.4	9.	NA; DK
7,256	78.9	0.	Inap.: no wife/"wife" (V17767=5/V18051=00); was neither unemployed/temporarily laid off nor out of the labor force during this month

V17794 'WF UNEMP/OUT LBR OCT 89 ' TLOC= 199 MD=9

Wife's/"Wife's" Employment Events: Whether Unemployed or Out of the Labor Force-October 1989

162 - RAW DATA

134	0.9	1.	Was unemployed/temporarily laid off but <u>not</u> out of the labor force during this month
1,904	19.7	2.	Was out of the labor force but <u>not</u> unemployed/temporarily laid off during this month
1	0.0	3.	Was <u>both</u> unemployed/temporarily laid off <u>and</u> out of the labor force during this month
30	0.2	7.	Was either unemployed/temporarily laid off or out of the labor force but NA which one
46	0.4	9.	NA; DK
7,256	78.9	0.	Inap.: no wife/"wife" (V17767=5/V18051=00); was neither unemployed/temporarily laid off nor out of the labor force during this month

V17795 'WF UNEMP/OUT LBR NOV 89 ' TL0C= 200 MD=9

Wife's/"Wife's" Employment Events: Whether Unemployed or Out of the Labor Force-November 1989

145	1.0	1.	Was unemployed/temporarily laid off but <u>not</u> out of the labor force during this month
1,884	19.4	2.	Was out of the labor force but <u>not</u> unemployed/temporarily laid off during this month
1	0.0	3.	Was <u>both</u> unemployed/temporarily laid off <u>and</u> out of the labor force during this month
29	0.1	7.	Was either unemployed/temporarily laid off or out of the labor force but NA which one
46	0.4	9.	NA; DK
7,266	79.1	0.	Inap.: no wife/"wife" (V17767=5/V18051=00); was neither unemployed/temporarily laid off nor out of the labor force during this month

V17796 'WF UNEMP/OUT LBR DEC 89 ' TL0C= 201 MD=9

Wife's/"Wife's" Employment Events: Whether Unemployed or Out of the Labor Force-December 1989

164	1.1	1.	Was unemployed/temporarily laid off but <u>not</u> out of the labor force during this month
1,889	19.4	2.	Was out of the labor force but <u>not</u> unemployed/temporarily laid off during this month
3	0.0	3.	Was <u>both</u> unemployed/temporarily laid off <u>and</u> out of the labor force during this month
29	0.1	7.	Was either unemployed/temporarily laid off or out of the labor force but NA which one
43	0.3	9.	NA; DK
7,243	78.9	0.	Inap.: no wife/"wife" (V17767=5/V18051=00); was neither unemployed/temporarily laid off nor out of the labor force during this month

V17797 '# MAJOR ADULTS ' TL0C= 202

Number of Major Adults - 1990 Head and Wife/"Wife" Only

14	0.3	0.	Single Head who is senile, etc.
3,982	47.2	1.	One major adult (Head <u>or</u> Wife/"Wife")
5,375	52.5	2.	Two major adults (Head <u>and</u> Wife/"Wife")

V17798 '1990 FAMILY SIZE ' TL0C= 203- 204

Family Size in 1990 (Number of members in the family unit at time of interview)

mean = 2.4

The range of possible values for this variable is at least 01 but not more than 20. The code value represents the actual number of persons in the FU, and has the same value as V18048. There are no missing data in this variable.

V17799 '# REQUIRED ROOMS ' TL0C= 205

Number of Rooms Required for FU of This Size, Age, and Sex Composition

The rule for calculating this variable is as follows:

- 2 rooms--for each Head with or without a Wife/"Wife"
- +1 room--for each additional married couple or single person 18 or over
- +1 room--for every two boys under 18
- +1 room--for every two girls under 18

If there is an odd number of children, round up. If there is an odd number of girls and an odd number of boys, pair those under 10 years of age regardless of sex.

3,772	52.5	2.	Two
2,964	28.4	3.	Three
1,888	14.7	4.	Four
546	3.3	5.	Five
138	0.8	6.	Six
46	0.2	7.	Seven
8	0.0	8.	Eight
9	0.0	9.	Nine or more

V17800 'WIFE ANN HOUSEWORK (F2)' TL0C= 206- 209

1990 Wife's/"Wife's" Annual Hours of Housework (Question F2)

% nonzero = 52.0  
mean nonzero = 1,197.2

The values for this variable in the range 0001-4368 represent the actual annualized hours spent by the wife/"wife" on housework at the time of the interview; all missing data were assigned.

0000. Inap.: none; no wife/"wife" (V17767=5/V18051=00)

V17801 'ACC WIFE ANN HOUSEWORK ' TL0C= 210

Accuracy of V17800 (Wife's/"Wife's" annual housework hours)

9,311	99.7	0.	Inap.: no assignment; no wife/"wife" (V17767=5/V18051=00); no housework (V17800=0000)
12	0.1	1.	Minor assignment
48	0.2	2.	Major assignment

V17802 'HEAD ANN HOUSEWORK (F3)' TL0C= 211- 214

1990 Head's Annual Hours of Housework (Question F3)

% nonzero = 88.5  
mean nonzero = 584.4

The values for this variable in the range 0001-4368 represent the actual annualized hours spent by the Head on housework at the time of the interview; all missing data were assigned.

0000. Inap.: Head does no housework

V17803 'ACC HEAD ANN HOUSEWORK ' TL0C= 215

Accuracy of V17802 (Head's annual housework hours)

9,288	99.5	0.	Inap.: no assignment; Head does no housework (V17802=0000)
13	0.2	1.	Minor assignment
70	0.3	2.	Major assignment

V17804 '# IN HH GOT FD ST LST MO' TL0C= 216 MD=9

Number of People in Household for whom Food Stamps were Issued during Month Prior to Interview (Question F9)

mean nonzero, excluding missing data = 2.7

The household may include more people than those in the FU or everyone in the FU may not be receiving food stamps; therefore this number might not equal V17798 (Family Size in 1990).

366	2.2	1.	One
232	1.3	2.	Two

164 - RAW DATA

243	1.4	3.	Three
203	1.1	4.	Four
129	0.6	5.	Five
54	0.3	6.	Six
18	0.1	7.	Seven
14	0.0	8.	Eight or more
3	0.0	9.	NA; DK
8,109	92.9	0.	Inap.: food stamps not used last month; "No" to F8

V17805 'VALUE FD ST LST MD (F10)' TL0C= 217- 219

Value of Food Stamps Received during Month Prior to Interview (Question F10)

% nonzero = 155.6  
mean nonzero = 7.0

The values for this variable in the range 001-998 represent the actual value of the stamps in whole dollars; all missing data were assigned.

000. Inap.: food stamps not used last month V17804=0)  
999. \$999 or more

V17806 'ACC VALUE FD ST LST MD ' TL0C= 220

Accuracy of V17805 (Value of food stamps received last month)

9,350	100.0	0.	Inap.: no assignments; food stamps not used last month (V17804=0)
17	0.0	1.	Minor assignment
4	0.0	2.	Major assignment

V17807 'ANN FD COST-EXC FD ST ' TL0C= 221- 225

Annual Food Expenditure for Food Used at Home

% nonzero = 97.0  
mean nonzero = 3,286.8

This variable excludes the expenditure for food purchased with food stamps and is the sum of F12 and F14 or F16 and F18. Values in the range 00001-99998 represent the annual food expenditure in whole dollars; all missing data were assigned.

00000. Inap.: none; "No" to F11 and F13 or no amount at F16 and "No" to F17  
99999. \$99,999 or more

V17808 'ACC ANN FD COST EX FD ST' TL0C= 226

Accuracy of V17807 (Annual food expenditure for food used at home)

9,135	97.3	0.	Inap.: no assignments; none (V17807=00000)
28	0.3	1.	Minor assignment
208	2.5	2.	Major assignment

V17809 'ANN FD COST-EAT OUT ' TL0C= 227- 230

Annual Food Expenditure for Meals Away From Home (Question F15 and F19)

% nonzero = 86.2  
mean nonzero = 1,217.4

This variable excludes the amount spent for meals at work and/or school. Values in the range 0001-9998 represent the annual expenditure in whole dollars; all missing data were assigned.

0000. Inap.: none  
9999. \$9,999 or more

V17810 'ACC EAT OUT FD COST ' TL0C= 231

Accuracy of V17809 (Annual food expenditure for meals away from home)

9,225 98.8 0. Inap.: no assignments; V17809=0000  
 12 0.1 1. Minor assignment  
 134 1.1 2. Major assignment

V17811 'VALUE FD ST 89 (F21)' TLOC= 232- 235

Value of Food Stamps Received in 1989 (Question F21)

% nonzero = 7.5  
 mean nonzero = 1,489.4

The values for this variable in the range 0001-9998 represent the actual annual value of the stamps in whole dollars; all missing data were assigned.

0000. Inap.: none; "No" to F20  
 9999. \$9,999 or more

V17812 'ACC VALUE FD ST 89 ' TLOC= 236

Accuracy of V17811 (Value of food stamps received in 1989)

9,290 99.7 0. Inap.: no assignment; received no food stamps in 1989  
 (V17811=0000)  
 31 0.1 1. Minor assignment  
 50 0.2 2. Major assignment

V17813 '# MOS USED FD ST 89(F10)' TLOC= 237- 238 MD=99

Number of Months Food Stamps Used in 1989 (Question F22)

7,979 92.6 00. None; received no food stamps in 1989 (V17811=0000)  
 122 0.3 01. One month  
 53 0.2 02. Two months  
 49 0.3 03. Three months  
 40 0.3 04. Four months  
 26 0.1 05. Five months  
 37 0.2 06. Six months  
 26 0.2 07. Seven months  
 19 0.1 08. Eight months  
 17 0.1 09. Nine months  
 20 0.2 10. Ten months  
 18 0.1 11. Eleven months  
 932 5.1 12. Twelve months  
 33 0.1 99. NA; DK

V17814 'WTR USED FD ST JAN 89 ' TLOC= 239 MD=9

Whether Food Stamps Used in January 1989 (Question F22)

1,041 5.9 1. Food stamps were used during this month  
 64 0.3 9. NA; DK  
 8,266 93.8 0. Inap.: food stamps not used during this month; received no  
 food stamps in 1989 (V17811=0000)

V17815 'WTR USED FD ST FEB 89 ' TLOC= 240 MD=9

Whether Food Stamps Used in February 1989 (Question F22)

1,042 6.0 1. Food stamps were used during this month  
 63 0.3 9. NA; DK  
 8,266 93.8 0. Inap.: food stamps not used during this month; received no  
 food stamps in 1989 (V17811=0000)

V17816 'WTR USED FD ST MAR 89 ' TLOC= 241 MD=9

Whether Food Stamps Used in March 1989 (Question F22)

1,045 6.0 1. Food stamps were used during this month  
 64 0.3 9. NA; DK  
 8,262 93.8 0. Inap.: food stamps not used during this month; received no  
 food stamps in 1989 (V17811=0000)

V17817 'WTR USED FD ST APR 89 / TLOC= 242 MD=9

Whether Food Stamps Used in April 1989 (Question F22)

1,042	5.8	1.	Food stamps were used during this month
64	0.3	9.	NA; DK
8,265	93.9	0.	Inap.: food stamps not used during this month; received no food stamps in 1989 (V17811=0000)

V17818 'WTR USED FD ST MAY 89 / TLOC= 243 MD=9

Whether Food Stamps Used in May 1989 (Question F22)

1,047	5.8	1.	Food stamps were used during this month
65	0.3	9.	NA; DK
8,259	93.9	0.	Inap.: food stamps not used during this month; received no food stamps in 1989 (V17811=0000)

V17819 'WTR USED FD ST JUN 89 / TLOC= 244 MD=9

Whether Food Stamps Used in June 1989 (Question F22)

1,050	5.9	1.	Food stamps were used during this month
65	0.3	9.	NA; DK
8,256	93.9	0.	Inap.: food stamps not used during this month; received no food stamps in 1989 (V17811=0000)

V17820 'WTR USED FD ST JUL 89 / TLOC= 245 MD=9

Whether Food Stamps Used in July 1989 (Question F22)

1,049	5.9	1.	Food stamps were used during this month
64	0.3	9.	NA; DK
8,258	93.9	0.	Inap.: food stamps not used during this month; received no food stamps in 1989 (V17811=0000)

V17821 'WTR USED FD ST AUG 89 / TLOC= 246 MD=9

Whether Food Stamps Used in August 1989 (Question F22)

1,043	5.9	1.	Food stamps were used during this month
65	0.3	9.	NA; DK
8,263	93.9	0.	Inap.: food stamps not used during this month; received no food stamps in 1989 (V17811=0000)

V17822 'WTR USED FD ST SEP 89 / TLOC= 247 MD=9

Whether Food Stamps Used in September 1989 (Question F22)

1,133	6.1	1.	Food stamps were used during this month
69	0.3	9.	NA; DK
8,169	93.6	0.	Inap.: food stamps not used during this month; received no food stamps in 1989 (V17811=0000)

V17823 'WTR USED FD ST OCT 89 / TLOC= 248 MD=9

Whether Food Stamps Used in October 1989 (Question F22)

1,107	6.1	1.	Food stamps were used during this month
69	0.2	9.	NA; DK
8,195	93.6	0.	Inap.: food stamps not used during this month; received no food stamps in 1989 (V17811=0000)

V17824 'WTR USED FD ST NOV 89 / TLOC= 249 MD=9

Whether Food Stamps Used in November 1989 (Question F22)

1,088	6.0	1.	Food stamps were used during this month
64	0.2	9.	NA; DK

8,219 93.8 0. Inap.: food stamps not used during this month; received no food stamps in 1989 (V17811=0000)

V17825 'WTR USED FD ST DEC 89 / TLOC= 250 MD=9

Whether Food Stamps Used in December 1989 (Question F22)

1,080	6.0	1.	Food stamps were used during this month
65	0.2	9.	NA; DK
8,226	93.8	0.	Inap.: food stamps not used during this month; received no food stamps in 1989 (V17811=0000)

V17826 'HD/WF HAVE TXBL Y? / TLOC= 251

Did Head and/or Wife/"Wife" have any taxable income?

7,965	89.5	1.	Yes
1,406	10.5	5.	No

**NOTE:** Labor and asset splits of farm and business income were made using the 1989 work hours on jobs which generated those incomes. The rules are as follows:

- 1) if work hours are greater than or equal to the (positive) dollar amount, then all income is assumed to be labor.
- 2) if work hours are less than the dollar amount, assume that labor is worth at least \$1.00 per hour and that all income above that amount is split equally between labor and asset.  

$$\text{Labor Portion} = \text{Total farm or business income} / 2 + \text{work hours} / 2$$

$$\text{Asset Portion} = \text{Total farm or business income} / 2 - \text{work hours} / 2$$
- 3) if total farm or business income represents a loss (i.e., a negative number), then the labor portion equals 0 and the loss is coded in the asset portion.

V17827 'LABOR PART FARM Y 89 / TLOC= 252- 256

1990 Head's Labor Part of Farm Income in 1989 (Question G5)

% nonzero = 1.0  
 mean nonzero = 15,070.7

The values for this variable in the range 00001-99998 represent the labor portion of Head's farm income reported at G5 in whole dollars; all missing data were assigned. The asset portion of farm income is located at V17838. See the note above for labor-asset split rules.

00000. Inap.: none; Head lost money at farming (V17838<0);  
 Head is not a farmer or rancher (V18701=5)  
 99999. \$99,999 or more

V17828 'LABOR PART BUS Y 89 / TLOC= 257- 261

1990 Head's Labor Part of Unincorporated Business Income in 1989 (Question G11)

% nonzero = 6.6  
 mean nonzero = 13,983.7

The values for this variable in the range 00001-99998 represent the labor portion of Head's business income reported at G11 in whole dollars; all missing data were assigned. The asset portion of business income is located at V17839. See the note preceding V17827 for labor-asset split rules.

00000. Inap.: none; Head's unincorporated business lost money (V17839<0); did not own a business (V18703=5 or 9);  
 corporation (V18707=1)  
 99999. \$99,999 or more

V17829 'HEAD 89 WAGES / TLOC= 262- 267

1990 Head's Income from Wages and Salaries in 1989 (Questions G13 and G24)

% nonzero = 68.7  
mean nonzero = 27,401.5

The values for this variable in the range 000001-999998 represent the wage income in whole dollars; all missing data were assigned.

000000. Inap.: no wages or salaries

999999. \$999,999 or more

**V17830 'ACC HEAD 89 WAGES / TLOC= 268**

Accuracy of V17829 (Head's income from wages and salaries in 1989)

9,062	97.8	0.	Inap.: no assignment; no wages (V17829=000000)
112	0.7	1.	Minor assignment
197	1.5	2.	Major assignment

**V17831 'HD BONUS/OT/COMM 89 / TLOC= 269- 273**

1990 Head's Income from Bonuses, Overtime, and/or Commissions in 1989 (Questions G15 and G17)

% nonzero = 8.5  
mean nonzero = 6,729.2

The values for this variable in the range 00001-99998 represent any extra bonus, overtime and commissions income not included by the respondent in V17830 in whole dollars; all missing data were assigned.

00000. Inap.: none; "No" to G12 or G14

99999. \$99,999 or more

**V17832 'HD PROF PRAC/TRADE 89 / TLOC= 274- 279**

1990 Head's Income from Professional Practice or Trade in 1989 (Question G19:a)

% nonzero = 1.0  
mean nonzero = 10,953.3

The values for this variable in the range 000001-999998 represent the income from professional practice or trade in whole dollars; all missing data were assigned.

000000. Inap.: none; "No" to G18a

999999. \$999,999 or more

**V17833 'LABOR PT MKT GARDEN 89 / TLOC= 280- 284**

1990 Head's Labor Portion of Income from Farming or Market Gardening in 1989 (Question G19:b)

% nonzero = 0.4  
mean nonzero = 6,483.6

Labor and asset splits of farming/market gardening were made using the 1989 work hours from the job that generated that income. The rule for these splits assumes 75% of the dollar amount is labor income, and the remaining 25% is asset income. If a loss is reported, then the labor portion equals zero and the loss is coded in the asset portion.

The values for this variable in the range 00001-99998 represent the labor portion of the farming and market gardening income reported at F19:b in whole dollars; all missing data were assigned. The asset portion of this income is located at V17840.

00000. Inap.: none; "No" to G18b; Head lost money at farming or market gardening (V17840<0)

99999. \$99,999 or more

**V17834 'LABOR PT ROOMERS 89 / TLOC= 285- 289**



1990 Head's Labor Portion of Income from Roomers and Boarders in 1989  
(Question G19:c)

---

% nonzero = 0.1  
mean nonzero = 698.1

Labor and asset splits of income from roomers and boarders were made using the 1989 work hours from the job which generated this income. The rules are as follows:

- 1) If Head owns the home, total income is split 50-50 into labor and asset.
- 2) If Head rents the home, all income is assumed to be labor income.

The values for this variable in the range 00001-99998 represent the labor portion of the income from roomers and boarders reported at G19:c in whole dollars; all missing data were assigned. The asset portion of this income is located at V17841.

00000. Inap.: none; "No" to G18c; Head lost money from roomers and boarders (V17841<0)

99999. \$99,999 or more

V17835 'ACC HD LABOR Y EXC WAGES' TLOC= 290

Accuracy of V17827-V17828 and V17831-V17834 (1990 Head's labor income in 1989, excluding wages)

---

9,288	99.2	0.	Inap.: no assignment; no non-wage labor income (V17827-V17828 and V17831-V17834=0)
16	0.1	1.	Minor assignment
67	0.7	2.	Major assignment

V17836 'WIFE 89 LABOR/WAGE' TLOC= 291- 296

1990 Wife's/"Wife's" Wages and Other Labor Income in 1989 (Question G52)

---

% nonzero = 34.8  
mean nonzero = 15,197.9

The values for this variable in the range 000001-999998 represent the actual wage income in whole dollars; all missing data were assigned. If the Wife/"Wife" had any income from farming, business, market gardening, or roomers and boarders, labor-asset splits were made following the same rules as those for the Head. The labor portion of such income is included here; the asset portion is included in the appropriate variable(s) in the range V17838-V17841; V17842 contains only the wife's/"wife's" total asset portion.

000000. Inap.: none; no wife/"wife" (V17767=5/V18051=00); "No" to G50 or G51

999999. \$999,999 or more

V17837 'ACC WF 89 LABOR/WAGE' TLOC= 297

Accuracy of V17836 (Wife's/"Wife's" wages and other labor income in 1989)

---

9,234	99.3	0.	Inap.: no assignment; no wife/"wife" (V17767=5/V18051=00); no labor income (V17836=00000)
48	0.3	1.	Minor assignment
89	0.4	2.	Major assignment

V17838 'ASSET PART FARM Y 89' TLOC= 298- 303

1990 Head's and Wife's/"Wife's" Asset Portion of Farm Income in 1989  
(Question G5)

---

% nonzero = 1.2  
mean nonzero, including negative values = 9,264.4

The data coded here represent the asset portion of the income reported at G5 in whole dollars. The range of values for this variable is -99999 through 999999; 000000 represents zero income and negative values represent overall income losses. All missing data were assigned. The labor portion of farm income is located at V17827 for Heads, at V17836 for Wives/"Wives." See the note preceding V17827 for labor-asset split rules. If the Head and the Wife/

"Wife" co-owned the farm, then labor income is prorated according to any work hours of each; the assets are split half and half.

-99999. Loss of \$99,999 or more  
000000. None  
999999. \$999,999 or more

**V17839 'ASSET PART BUS Y 89 / TLOC= 304- 309**

1990 Head's and Wife's/"Wife's" Asset Portion of Unincorporated Business Income in 1989 (Question G11)

% nonzero = 8.5  
mean nonzero, including negative values = 10,516.2

The data coded here represent both Head's and Wife's/"Wife's" asset portion of the income reported at G11 in whole dollars. The range of values for this variable is -99999 through 999999; 000000 represents zero income and negative values represent overall income losses. All missing data were assigned. The labor portion of business income is located at V17828 for Heads, at V17836 for Wives/"Wives." See the note preceding V17827 for labor-asset split rules. If the Head and the Wife/"Wife" co-owned the business, then labor income is prorated according to any work hours of each; the assets are split half and half.

-99999. Loss of \$99,999 or more  
000000. None  
999999. \$999,999 or more

**V17840 'ASSET PT MKT GARDN 89 / TLOC= 310- 314**

1990 Head's and Wife's/"Wife's" Asset Portion of Farming or Market Gardening in 1989 (Question G19:b)

% nonzero = 0.4  
mean nonzero, including negative values = 2,119.4

The data coded here represent the asset portion of the income reported at G19:b in whole dollars. The range of values for this variable is -9999 through 999999; 000000 represents zero income and negative values represent overall income losses. All missing data were assigned. The labor portion of this income is located at V17833 for Heads, at V17836 for Wives/"Wives." See V17833 for labor-asset split rules.

-9999. Loss of \$9,999 or more.  
00000. None  
99999. \$99,999 or more

**V17841 'ASSET PT ROOMERS 89 / TLOC= 315- 319**

1990 Head's and Wife's/"Wife's" Asset Portion of Income from Roomers and Boarders in 1989 (Question G19:c)

% nonzero = 0.0  
mean nonzero, including negative values = 713.7

The data coded here represent the asset portion of the income reported at G19:c in whole dollars. The range of values for this variable is -9999 through 999999; 000000 represents zero income and negative values represent overall income losses. All missing data were assigned. The labor portion of this income is located at V17834 for Heads, at V17836 for Wives/"Wives." See V17834 for labor-asset split rules.

-9999. Loss of \$9,999 or more  
00000. None  
99999. \$99,999 or more

**V17842 'WF PT ASSET INCOME 89 / TLOC= 320- 325**

Wife's/"Wife's" Share of Assets in V17838-V17841

% nonzero = 2.4  
 mean nonzero, including negative values = 5,972.9

The data coded here represent the Wife's/"Wife's" asset portion from V17839-V17840 (questions G5, G11, G19b, G19c and G52) in whole dollars. If any assets from farming, business, market gardening, or roomers/boarders are joint with the Head, then one-half of those assets is coded for the Wife/"Wife" here; if solely owned by the Wife/"Wife", then all assets are entered here.

The range of values for this variable is -99999 through 999999; 000000 represents zero income and negative values represent overall income losses. All missing data were assigned.

- 99999. Negative asset income of \$99,999 or more
- 000000. Inap.: no wife/"wife" (V17767=5/V18051=00); any asset income in V17838-V17841 is Head's only
- 999999. \$999,999 or more

V17843 'HD # MO RECD RENT 89 / TLOC= 326- 327 MD=99

Number of Months 1990 Head Received Income from Rent in 1989 (Question G27:a)

26	0.4	01.	One month
25	0.5	02.	Two months
11	0.1	03.	Three months
14	0.3	04.	Four months
16	0.2	05.	Five months
18	0.2	06.	Six months
4	0.1	07.	Seven months
6	0.0	08.	Eight months
10	0.1	09.	Nine months
14	0.2	10.	Ten months
4	0.0	11.	Eleven months
396	5.7	12.	Twelve months
36	0.6	99.	NA; DK
8,791	91.6	00.	None; "No" to G25a

V17844 'HD RENT 89 / TLOC= 328- 333

1990 Head's Income from Rent in 1989 (Question G26:a)

% nonzero = 8.4  
 mean nonzero, including negative values = 7,787.7

The range of values for this variable is -99999 through 999999; 000000 represents zero income and negative values represent overall income losses. All missing data were assigned.

- 99999. Loss of \$99,999 or more
- 000000. Inap.: none (V17843=00)
- 999999. \$999,999 or more

V17845 'HD # MO RECD INT/DIV 89 / TLOC= 334- 335 MD=99

Number of Months 1990 Head Received Income from Dividends, Interest, Trust Funds, and Royalties in 1989 (Question G27:b)

94	1.3	01.	One month
28	0.5	02.	Two months
3	0.0	03.	Three months
204	3.5	04.	Four months
1	0.0	05.	Five months
6	0.1	06.	Six months
		07.	Seven months
1	0.0	08.	Eight months
3	0.1	09.	Nine months
1	0.0	10.	Ten months
1	0.0	11.	Eleven months
1,932	33.2	12.	Twelve months
335	5.6	99.	NA; DK

6,762 55.6 00. None; "No" to G25b

V17846 'HD INT/DIVIDENDS 89 / TLOC= 336- 341

1990 Head's Income From Dividends, Interest, Trust Funds, and Royalties in 1989 (Question G26:b)

---

% nonzero = 44.4  
mean nonzero = 4,178.2

The values for this variable in the range 000001-999998 represent asset income from dividends, interest, trust funds, or royalties in whole dollars; all missing data were assigned.

000000. Inap.: none (V17845=00)  
999999. \$999,999 or more

V17847 'HD #MO RECD ALIMONY 89 / TLOC= 342- 343 MD=99

Number of Months 1990 Head Received Alimony in 1989 (Question G46:c)

---

1	0.0	01.	One month
		02.	Two months
2	0.1	03.	Three months
1	0.0	04.	Four months
1	0.0	05.	Five months
		06.	Six months
		07.	Seven months
		08.	Eight months
		09.	Nine months
1	0.0	10.	Ten months
		11.	Eleven months
18	0.3	12.	Twelve months
4	0.0	99.	NA; DK
9,343	99.5	00.	None; "No" to G44c

V17848 'ALIMONY Y HEAD 89 / TLOC= 344- 349

1990 Head's Alimony in 1989 (Question G45:c)

---

% nonzero = 0.5  
mean nonzero = 6,360.5

The values for this variable in the range 000001-999998 represent alimony income in whole dollars; all missing data were assigned.

000000. Inap.: none (V17847=00)  
999999. \$999,999 or more

V17849 'WF 89 OTHER ASSET Y / TLOC= 350- 355

1990 Wife's/"Wife's" Other Income from Assets in 1989 (Including rent, interest, dividends, alimony, trust funds, and royalties.)

---

% nonzero = 8.1  
mean nonzero, including negative values = 3,156.7

The range of values for this variable is -99999 through 999999; 000000 represents zero income and negative values represent overall income losses. All missing data were assigned. The amount coded here excludes asset portions of income from any unincorporated business, farming, market gardening, or roomers and boarders that the Wife/"Wife" might have had. These assets are included in V17838, V17839, V17840, and V17841, and the Wife's/"Wife's" portion is totaled in V17842.

-99999. Loss of \$99,999 or more  
000000. Inap.: none; wife/"wife" had no income from assets; no wife/"wife" (V17767=5/V18051=00)  
999999. \$999,999 or more

V17850 'ACC H+W 89 ASSET Y / TLOC= 356

Accuracy of V17838 through V17849 (Asset income of 1990 head and wife/"wife" in 1989)

9,139	96.5	0.	Inap.: no assignment; head and wife/"wife" had no asset income (V17838-V17849=0)
27	0.4	1.	Minor assignment
205	3.1	2.	Major assignment

V17851 'H+W 89 TAXABLE Y / TLOC= 357- 363

1989 Total Taxable Income of 1990 Head and Wife/"Wife"

% nonzero = 89.4  
mean nonzero, including negative values = 33,266.2

The range of values for this variable is -999999 through 9999999. These values represent the sum of V17827 through V17829, V17831 through V17834, V17836, V17838 through V17841, V17844, V17846, V17848, and V17849.

-999999. Loss of taxable income of \$999,999 or more  
0000000. Inap.: none; no taxable income (V17827-V17829, V17831-V17834, V17836, V17838-V17841, V17844, V17846, V17848, and V17849=0)  
9999999. \$9,999,999 or more

V17852 'H+W 89 SUPP OTR NONFU / TLOC= 364- 368 MD=99999

Contributions Made by 1990 Head and Wife/"Wife" toward the Support of Persons Outside the FU (Questions G116 and G122)

% nonzero = 13.6  
mean nonzero, excluding missing data = 4,725.9

The values for this variable in the range 00001-99997 represent the annual amount contributed. It is an out-transfer that the user might wish to deduct from income. Note that missing data are allowed in this variable.

00000. None; "No" to G108  
99998. \$99,998 or more  
99999. NA; DK

V17853 'H+W CHLD SUPPORT PAID 89' TLOC= 369- 373 MD=99999

1990 Head's and Wife's/"Wife's" Child Support Paid in 1989 (G116 and G122)

% nonzero = 4.2  
mean nonzero, excluding missing data = 3,655.7

The values for this variable in the range 00001-99997 represent the annual amount of child support paid.

99998. \$99,998 or more  
99999. NA; DK  
00000. Inap.: "No" to G108; "No" to G114; "No" to G120

V17854 'H+W ALIMONY PAID 89 / TLOC= 374- 378 MD=99999

1990 Head's and Wife's/"Wife's" Alimony Paid in 1989 (G116 and G122)

% nonzero = 0.5  
mean nonzero, excluding missing data = 4,569.5

The values for this variable in the range 00001-99997 represent the annual amount of alimony paid.

99998. \$99,998 or more  
99999. NA; DK  
00000. Inap.: "No" to G108; "No" to G115; "No" to G121

V17855 'XTRA XMPTS FOR BLIND / TLOC= 379

Extra Exemptions for Blindness or Age for Head's/Wife's/"Wife's" Federal Income Taxes

mean nonzero = 1.3

The values for this variable represent the presumed number of extra exemptions for which the Head (and Wife/"Wife") qualify. Briefly, a Head or Wife/"Wife" who is blind qualifies for an extra exemption, as does a Head or Wife/"Wife" age 65 or older, with two extra exemptions allowable per person. This number of extra exemptions is used in calculation of tax liability. See Section I, Part 5 for details on our tax calculations and programs.

1,079	15.1	1.	One exemption
424	6.6	2.	Two exemptions
4	0.1	3.	Three exemptions
		4.	Four exemptions
7,864	78.2	0.	Neither Head nor Wife/"Wife" is blind or age 65 or older

V17856 'H+W TOTAL 89 EXEMPTION / TLOC= 380- 381

Total Exemptions of 1990 Head and Wife/"Wife" for 1989 Federal Income Taxes

mean = 2.4

The values for this variable represent the actual number of presumed exemptions for tax calculations and always equal 01 or greater, i.e., no zero values are permitted, nor are missing data allowed.

V17857 '1989 TAX TABLE USED-H+W / TLOC= 382

Tax Table Assigned to 1990 Head and Wife/"Wife" for Tax Year 1989

2,670	36.3	1.	Single
5,385	52.9	2.	Married
1,185	9.6	3.	Head of Household
39	0.2	4.	Got married in 1990
92	1.1	5.	Head or Wife/"Wife" died since last interview; Head or Wife/"Wife" moved out during 1990; female Head with Husband in FU
		9.	Other

V17858 'HD/WF REC TRANSFER Y 89?' TLOC= 383

Did Head and/or Wife/"Wife" receive any transfer income?

4,471	50.0	1.	Yes
4,900	50.0	5.	No

V17859 'HD 89 ADC/AFDC / TLOC= 384- 388

Amount of ADC/AFDC Received in 1989 by 1990 Head (Question G29:a)

% nonzero = 2.7  
mean nonzero = 3,326.9

The values for this variable in the range 00001-99998 represent the income from ADC/AFDC in whole dollars; all missing data were assigned.

00000. None; "No" to G28a  
99999. \$99,999 or more

V17860 'ACC HD 89 ADC/AFDC / TLOC= 389

Accuracy of V17859 (Amount of Head's ADC/AFDC in 1989)

9,361	100.0	0.	Inap.: no assignment; received no ADC/AFDC (V17859=00000)
1	0.0	1.	Minor assignment
9	0.0	2.	Major assignment

V17861 'HD # MO RECEIVE SSI 89 / TLOC= 390- 391 MD=99

Number of Months 1990 Head Received Supplemental Security Income (SSI) in 1989 (Question G29:b)

7	0.1	01.	One month
4	0.0	02.	Two months
1	0.0	03.	Three months
1	0.0	04.	Four months
2	0.1	05.	Five months
1	0.0	06.	Six months
2	0.0	07.	Seven months
1	0.0	08.	Eight months
2	0.0	09.	Nine months
1	0.0	10.	Ten months
		11.	Eleven months
358	2.2	12.	Twelve months
12	0.1	99.	NA; DK
8,979	97.5	00.	None; "No" to G28b

**V17862 'HD 89 SSI / TLOC= 392- 396**

Amount of Supplemental Security Income Received in 1989 by 1990 Head (Question G29:b)

% nonzero = 2.5  
mean nonzero = 2,535.9

The values for this variable in the range 00001-99998 represent the SSI income in whole dollars; all missing data were assigned.

00000. Inap.: none (V17861=00)

99999. \$99,999 or more

**V17863 'HD 89 OTR WELFARE / TLOC= 397- 401**

Amount of Other Welfare Payments Received in 1989 by 1990 Head (Question G29:c)

% nonzero = 1.0  
mean nonzero = 2,902.9

The values for this variable in the range 00001-99998 represent the other welfare income in whole dollars; all missing data were assigned.

00000. None; "No" to G28c

99999. \$99,999 or more

**V17864 'HD #MO RECD SOC SEC 89 / TLOC= 402- 403 MD=99**

Number of Months 1990 Head Received Social Security in 1989 (Question G35)

6	0.1	01.	One month
6	0.1	02.	Two months
6	0.1	03.	Three months
6	0.1	04.	Four months
7	0.1	05.	Five months
12	0.2	06.	Six months
11	0.1	07.	Seven months
8	0.2	08.	Eight months
7	0.1	09.	Nine months
10	0.2	10.	Ten months
9	0.2	11.	Eleven months
1,675	23.7	12.	Twelve months
9	0.1	99.	NA; DK
7,599	74.8	00.	None; "No" to G31

**V17865 'HD 89 SOCIAL SECURITY / TLOC= 404- 408**

Amount of Social Security Payments Received in 1989 by 1990 Head (Question G34)

% nonzero = 25.2  
mean nonzero = 6,405.0

176 - RAW DATA

The values for this variable in the range 00001-99998 represent the Social Security income in whole dollars; all missing data were assigned.

00000. Inap.: none (V17864=00)  
 99999. \$99,999 or more

V17866 'HD TYPE SOC SEC 89 / TLOC= 409 MD=9

G33. Was that disability, retirement, survivor's benefits, or what?-HEAD

262	2.1	1.	Disability
1,095	17.5	2.	Retirement
316	4.7	3.	Survivor's benefits; dependent of deceased recipient
67	0.5	4.	Any combination of codes 1-3 and 5-7
9	0.2	5.	Dependent of disabled recipient
9	0.1	6.	Dependent of retired recipient
1	0.0	7.	Other
1	0.0	8.	DK
12	0.0	9.	NA
7,599	74.8	0.	Inap.: received no Social Security (V17864=00)

V17867 'HD #MO REC VA PENSION 89' TLOC= 410- 411 MD=99

Number of Months 1990 Head Received Pension(s) from the Veterans Administration in 1989 (Question G39)

1	0.0	01.	One month
3	0.0	02.	Two months
1	0.0	03.	Three months
1	0.0	04.	Four months
2	0.0	05.	Five months
		06.	Six months
		07.	Seven months
4	0.0	08.	Eight months
1	0.0	09.	Nine months
1	0.0	10.	Ten months
		11.	Eleven months
220	2.9	12.	Twelve months
		99.	NA; DK
9,137	96.9	00.	None; "No" to G37

V17868 'HD 89 VA PENSION / TLOC= 412- 416

Amount of Veterans Administration Pension Payments Received in 1989 by 1990 Head (Question G38)

% nonzero = 3.1  
 mean nonzero = 5,120.7

The values for this variable in the range 00001-99998 represent the Veterans Administration pension income in whole dollars; all missing data were assigned.

00000. Inap.: none (V17867=00)  
 99999. \$99,999 or more

V17869 'HD #MO RECD OTR RET 89 / TLOC= 417- 418 MD=99

Number of Months 1990 Head Received Other Retirement Pensions and Annuities in 1989 (Question G42)

42	0.5	01.	One month
3	0.0	02.	Two months
4	0.1	03.	Three months
4	0.1	04.	Four months
3	0.0	05.	Five months
3	0.0	06.	Six months
8	0.2	07.	Seven months
8	0.2	08.	Eight months
5	0.1	09.	Nine months
4	0.1	10.	Ten months
3	0.0	11.	Eleven months



663	12.2	12.	Twelve months
6	0.1	99.	NA; DK
8,615	86.4	00.	None; "No" to G40

**V17870 'HD OTHER RETIREMENT 89 / TLOC= 419- 423**

Amount of 1990 Head's Other Retirement, Pensions and Annuities Received in 1989 (Question G41)

% nonzero = 13.6  
mean nonzero = 8,462.4

The values for this variable in the range 00001-99998 represent the retirement, pension, and annuity income in whole dollars; all missing data were assigned.

00000. Inap.: none (V17869=00)  
99999. \$99,999 or more

**V17871 'HD # OTH PENS RCD 89 / TLOC= 424 MD=9**

G43. How many of these other pensions (not including Veterans Administration pensions) did you get?-HEAD

678	12.0	1.	One pension
50	1.0	2.	Two pensions
9	0.1	3.	Three pensions
2	0.0	4.	Four pensions
		5.	Five pensions
		6.	Six pensions
		7.	Seven pensions
		8.	Eight pensions or more
17	0.3	9.	NA; DK
8,615	86.4	0.	Inap.: none (V17869=00)

**V17872 'HD 89 UNEMP COMP / TLOC= 425- 429**

Amount of 1990 Head's Unemployment Pay, including Strike Benefits, Received in 1989 (Question G45:a)

% nonzero = 3.8  
mean nonzero = 1,801.6

The values for this variable in the range 00001-99998 represent the unemployment pay in whole dollars; all missing data were assigned.

00000. None; "No" to G44a  
99999. \$99,999 or more

**V17873 'HD 89 WORKERS COMP / TLOC= 430- 434**

Amount of 1990 Head's Worker's Compensation Received in 1989 (Question G45:b)

% nonzero = 1.5  
mean nonzero = 4,876.6

The values for this variable in the range 00001-99998 represent the amount of worker's compensation in whole dollars; all missing data were assigned.

00000. None; "No" to G44b  
99999. \$99,999 or more

**V17874 'HD #MO REC CHILD SUPP 89' TLOC= 435- 436 MD=99**

Number of Months 1990 Head Received Child Support in 1989 (Question G46:d)

8	0.1	01.	One month
2	0.0	02.	Two months
12	0.1	03.	Three months
5	0.1	04.	Four months
4	0.0	05.	Five months
9	0.1	06.	Six months

178 - RAW DATA

4	0.1	07.	Seven months
5	0.0	08.	Eight months
1	0.0	09.	Nine months
3	0.0	10.	Ten months
5	0.0	11.	Eleven months
206	2.5	12.	Twelve months
13	0.1	99.	NA; DK
9,094	96.7	00.	None; "No" to G44d

V17875 'HD 89 CHILD SUPPORT / TLOC= 437- 441

Amount of Child Support Received in 1989 by 1990 Head (Question G45:d)

% nonzero = 3.3  
 mean nonzero = 3,068.6

The values for this variable in the range 00001-99998 represent the amount of child support received in whole dollars; all missing data were assigned.

00000. Inap.: none (V17874=00)  
 99999. \$99,999 or more

V17876 'HD #MO REC HLP FR REL 89' TLOC= 442- 443 MD=99

Number of Months 1990 Head Received Help from Relatives in 1989 (Question G46:e)

42	0.5	01.	One month
25	0.2	02.	Two months
9	0.1	03.	Three months
12	0.1	04.	Four months
6	0.1	05.	Five months
10	0.1	06.	Six months
2	0.0	07.	Seven months
		08.	Eight months
2	0.0	09.	Nine months
3	0.1	10.	Ten months
1	0.0	11.	Eleven months
204	2.2	12.	Twelve months
150	1.2	99.	NA; DK
8,905	95.3	00.	None; "No" to G44e

V17877 'HD 89 HELP FROM RELS / TLOC= 444- 448

Amount of Help Received from Relatives by 1990 Head during 1989 (Question G45:e)

% nonzero = 4.7  
 mean nonzero = 2,298.1

The values for this variable in the range 00001-99998 represent the amount of financial help received from relatives in whole dollars; all missing data were assigned.

00000. Inap.: none (V17876=00)  
 99999. \$99,999 or more

V17878 'HD #MO REC OTR TRAN Y 89' TLOC= 449- 450 MD=99

Number of Months 1990 Head Received Other Transfer Income in 1989 (Question G46:f)

51	0.7	01.	One month
13	0.2	02.	Two months
8	0.1	03.	Three months
15	0.1	04.	Four months
2	0.0	05.	Five months
5	0.0	06.	Six months
2	0.0	07.	Seven months
2	0.0	08.	Eight months
		09.	Nine months
1	0.0	10.	Ten months

			11. Eleven months
70	0.8	12. Twelve months	
378	3.4	99. NA; DK	
8,824	94.4	00. None; "No" to G44f	

**V17879 'HD 89 OTHER TRANSFER Y / TLOC= 451- 455**

Amount of 1990 Head's Other Transfer Income Received in 1989 (Questions G44:f and G48)

% nonzero = 5.6  
mean nonzero = 1,812.6

The values for this variable in the range 00001-99998 represent the amount of other transfer income in whole dollars; all missing data were assigned.

00000. Inap.: none (V17878=00)  
99999. \$99,999 or more

**V17880 'WF 89 ADC/AFDC / TLOC= 456- 460**

Amount of ADC/AFDC Received in 1989 by 1990 Wife/"Wife" (Question G61)

% nonzero = 0.2  
mean nonzero = 2,559.3

The values for this variable in the range 00001-99998 represent the income from ADC/AFDC in whole dollars; all missing data were assigned.

00000. Inap.: none; no wife/"wife" (V17767=5/V18051=00)  
99999. \$99,999 or more

**V17881 'ACC WF 89 ADC/AFDC / TLOC= 461**

Accuracy of V17880 (Amount of Wife's/"Wife's" ADC/AFDC in 1989)

9,369	100.0	0.	Inap.: no assignment; received no ADC/AFDC (V17880=00000); no wife/"wife" (V17767=5/V18051=00)
1	0.0	1.	Minor assignment
1	0.0	2.	Major assignment

**V17882 'WF # MD RECEIVE SSI 89 / TLOC= 462- 463 MD=99**

Number of Months 1990 Wife/"Wife" Received Supplemental Security Income (SSI) in 1989 (Question G62)

			01. One month
			02. Two months
1	0.0		03. Three months
			04. Four months
			05. Five months
			06. Six months
			07. Seven months
1	0.0		08. Eight months
1	0.0		09. Nine months
			10. Ten months
			11. Eleven months
43	0.4		12. Twelve months
			99. NA; DK
9,325	99.6	00.	Inap.: none; no wife/"wife" (V17767=5/V18051=00)

**V17883 'WF 89 SSI / TLOC= 464- 468**

Amount of Supplemental Security Income Received in 1989 by 1990 Wife/"Wife" in 1989 (Question G61)

% nonzero = 0.4  
mean nonzero = 3,005.3

The values for this variable in the range 00001-99998 represent the SSI income in whole dollars; all missing data were assigned.

180 - RAW DATA

00000. Inap.: none; no wife/"wife" (V17767=5/V18051=00)  
 99999. \$99,999 or more

V17884 'WF 89 OTR WELFARE / TLOC= 469- 473

Amount of Other Welfare Payments Received in 1989 by 1990 Wife/"Wife"  
 (Question G61)

---

% nonzero = 0.1  
 mean nonzero = 3,006.3

The values for this variable in the range 00001-99998 represent the other welfare income in whole dollars; all missing data were assigned.

00000. Inap.: none; no wife/"wife" (V17767=5/V18051=00)  
 99999. \$99,999 or more

V17885 'WF #MO RECD SOC SEC 89 / TLOC= 474- 475 MD=99

Number of Months 1990 Wife/"Wife" Received Social Security in 1989 (Question G35)

---

5	0.1	01.	One month
2	0.0	02.	Two months
1	0.0	03.	Three months
3	0.0	04.	Four months
4	0.1	05.	Five months
4	0.1	06.	Six months
3	0.0	07.	Seven months
9	0.1	08.	Eight months
1	0.0	09.	Nine months
2	0.0	10.	Ten months
1	0.0	11.	Eleven months
514	7.9	12.	Twelve months
4	0.1	99.	NA; DK
8,818	91.6	00.	Inap.: none; "No" to G31; no wife/"wife" (V17767=5/V18051=00)

V17886 'WF 89 SOCIAL SECURITY / TLOC= 476- 480

Amount of Social Security Payments Received in 1989 by 1990 Wife/"Wife"  
 (Question G34)

---

% nonzero = 8.4  
 mean nonzero = 3,945.0

The values for this variable in the range 00001-99998 represent the Social Security income in whole dollars; all missing data were assigned.

00000. Inap.: none; received no Social Security (V17885=00);  
 no wife/"wife" (V17767=5/V18051=00)  
 99999. \$99,999 or more

V17887 'WF TYPE SOC SEC 89 / TLOC= 481 MD=9

G33. Was that disability, retirement, survivor's benefits, or what?-WIFE/  
 "WIFE"

---

49	0.4	1.	Disability
382	6.7	2.	Retirement
36	0.3	3.	Survivor's benefits; dependent of deceased recipient
6	0.1	4.	Any combination of codes 1-3 and 5-7
16	0.1	5.	Dependent of disabled recipient
47	0.7	6.	Dependent of retired recipient
		7.	Other
		8.	DK
17	0.1	9.	NA
8,818	91.6	0.	Inap.: received no Social Security (V17885=00); no wife/"wife" (V17767=5/V18051=00)

V17888 'WF #MO REC VA PENSION 89 / TLOC= 482- 483 MD=99

Number of Months 1990 Wife/"Wife" Received Pension(s) from the Veterans Administration in 1989 (Question G62)

		01.	One month
		02.	Two months
1	0.0	03.	Three months
		04.	Four months
		05.	Five months
		06.	Six months
		07.	Seven months
		08.	Eight months
		09.	Nine months
		10.	Ten months
1	0.0	11.	Eleven months
		12.	Twelve months
		99.	NA; DK
9,369	100.0	00.	Inap.: none; no wife/"wife" (V17767=5/V18051=00)

V17889 'WF 89 VA PENSION / TLOC= 484- 488

Amount of Veterans Administration Pension Payments Received in 1989 by 1990 Wife/"Wife" (Question G61)

% nonzero = 0.0  
 mean nonzero = 5,825.8

The values for this variable in the range 00001-99998 represent the Veterans Administration pension income in whole dollars; all missing data were assigned.

- 99999. \$99,999 or more
- 00000. Inap.: no wife/"wife" (V17767=5/V18051=00); received no VA pension (V17888=00)

V17890 'WF #MO RECD OTR RET 89 / TLOC= 489- 490 MD=99

Number of Months 1990 Wife/"Wife" Received Other Retirement Pensions and Annuities in 1989 (Question G62)

16	0.1	01.	One month
3	0.0	02.	Two months
		03.	Three months
		04.	Four months
1	0.0	05.	Five months
4	0.1	06.	Six months
		07.	Seven months
		08.	Eight months
		09.	Nine months
1	0.0	10.	Ten months
		11.	Eleven months
76	1.5	12.	Twelve months
2	0.0	99.	NA; DK
9,268	98.1	00.	Inap.: none; no wife/"wife" (V17767=5/V18051=00)

V17891 'WF OTHER RETIREMENT 89 / TLOC= 491- 495

Amount of 1990 Wife's/"Wife's" Other Retirement, Pensions and Annuities Received in 1989 (Question G61)

% nonzero = 1.9  
 mean nonzero = 5,536.2

The values for this variable in the range 00001-99998 represent the retirement, pension, and annuity income in whole dollars; all missing data were assigned.

- 99999. \$99,999 or more
- 00000. Inap.: no wife/"wife" (V17767=5/V18051=00); no other retirement (V17890=00)

V17892 'WF 89 UNEMP COMP / TLOC= 496- 500

Amount of 1990 Wife's/"Wife's" Unemployment Pay, including Strike Benefits,  
Received in 1989 (Question G54)

% nonzero = 1.3  
mean nonzero = 1,647.9

The values for this variable in the range 00001-99998 represent the unemployment pay in whole dollars; all missing data were assigned.

99999. \$99,999 or more

00000. Inap.: "No" to G53; no wife/"wife" (V17767=5/V18051=00)

**V17893 'WF 89 WORKERS COMP / TL0C= 501- 505**

Amount of 1990 Wife's/"Wife's" Workers' Compensation Received in 1989  
(Question G57)

% nonzero = 0.4  
mean nonzero = 3,661.3

The values for this variable in the range 00001-99998 represent the amount of worker's compensation in whole dollars; all missing data were assigned.

99999. \$99,999 or more

00000. Inap.: "No" to G56; no wife/"wife" (V17767=5/V18051=00)

**V17894 'WF #MO REC CHILD SUPP 89' TL0C= 506- 507 MD=99**

Number of Months 1990 Wife/"Wife" Received Child Support in 1989 (Question  
G62)

		01. One month
		02. Two months
2	0.0	03. Three months
2	0.0	04. Four months
3	0.0	05. Five months
3	0.0	06. Six months
		07. Seven months
2	0.0	08. Eight months
1	0.0	09. Nine months
1	0.0	10. Ten months
1	0.0	11. Eleven months
124	1.2	12. Twelve months
		99. NA; DK
9,223	98.6	00. Inap.: none; no wife/"wife" (V17767=5/V18051=00)

**V17895 'WF 89 CHILD SUPPORT / TL0C= 508- 512**

Amount of Child Support Received in 1989 by 1990 Wife/"Wife" (Question G61)

% nonzero = 1.4  
mean nonzero = 2,754.4

The values for this variable in the range 00001-99998 represent the amount of child support received in whole dollars; all missing data were assigned.

99999. \$99,999 or more

00000. Inap.: no wife/"wife" (V17767=5/V18051=00); received no child support (V17894=00)

**V17896 'WF #MO REC HLP FR REL 89' TL0C= 513- 514 MD=99**

Number of Months 1990 Wife/"Wife" Received Help from Relatives in 1989  
(Question G62)

		01. One month
		02. Two months
		03. Three months
		04. Four months
		05. Five months
		06. Six months
		07. Seven months
		08. Eight months

		09.	Nine months
		10.	Ten months
		11.	Eleven months
3	0.0	12.	Twelve months
4	0.0	99.	NA; DK
9,364	99.9	00.	Inap.: none; no wife/"wife" (V17767=5/V18051=00)

**V17897 'WF 89 HELP FROM RELS / TLOC= 515- 519**

Amount of Help Received From Relatives by 1990 Wife/"Wife" during 1989 (Question G61)

% nonzero = 0.1  
mean nonzero = 1,752.5

The values for this variable in the range 00001-99998 represent the amount of financial help received from relatives in whole dollars; all missing data were assigned.

99999. \$99,999 or more  
00000. Inap.: no wife/"wife" (V17767=5/V18051=00); received no help from relatives (V17896=00)

**V17898 'WF #MO REC OTR TRAN Y 89' TLOC= 520- 521 MD=99**

Number of Months 1990 Wife/"Wife" Received Other Transfer Income in 1989 (Question G62)

8	0.1	01.	One month
17	0.1	02.	Two months
7	0.1	03.	Three months
8	0.1	04.	Four months
1	0.0	05.	Five months
6	0.0	06.	Six months
2	0.0	07.	Seven months
4	0.0	08.	Eight months
		09.	Nine months
1	0.0	10.	Ten months
		11.	Eleven months
18	0.2	12.	Twelve months
2	0.0	99.	NA; DK
9,297	99.3	00.	Inap.: none; no wife/"wife" (V17767=5/V18051=00)

**V17899 'WF 89 OTHER TRANSFER Y / TLOC= 522- 526**

Amount of 1990 Wife's/"Wife's" Other Transfer Income Received in 1989 (Question G61)

% nonzero = 0.7  
mean nonzero = 3,012.7

The values for this variable in the range 00001-99998 represent the amount of other transfer income in whole dollars; all missing data were assigned.

00000. Inap.: no wife/"wife" (V17767=5/V18051=00); no other transfers (V17898=00)  
99999. \$99,999 or more

**V17900 'ACC H+W 89 TRANS EXC ADC' TLOC= 527**

Accuracy of V17875, V17877, V17879, V17880, V17883, V17884, V17886, V17889, V17891-V17893, V17895, V17897, and V17899 (Transfer income of 1990 Head and Wife/"Wife" received in 1989, excluding ADC/AFDC)

9,197	98.5	0.	Inap.: no assignment; no transfer income (V17861-V17899=0)
50	0.7	1.	Minor assignment
124	0.9	2.	Major assignment

**V17901 'H+W 89 TOT TRANSFER Y / TLOC= 528- 532**

Total Transfer Income of 1990 Head and Wife/"Wife" Received in 1989

% nonzero = 50.0  
 mean nonzero = 8,181.9

The values for this variable in the range 00001-99998 represent the total amount of transfer income in whole dollars. These values are the sum of V17859, V17862, V17863, V17865, V17868, V17870, V17872, V17873, V17875, V17877, V17879, V17880, V17883, V17884, V17886, V17889, V17891-V17893, V17895, V17897, and V17899. All missing data were assigned.

00000. None (V17859, V17862, V17863, V17865, V17868, V17870, V17872, V17873, V17875, V17877, V17879, V17880, V17883, V17884, V17886, V17889, V17891-V17893, V17895, V17897, and V17899=0)

99999. \$99,999 or more

**V17902 'H+W RECD ADC/AFDC JAN 89' TLOC= 533 MD=9**

Whether 1990 Head or Wife/"Wife" Received ADC/AFDC in January 1989 (Question G30:a)

406	2.4	1.	Received ADC/AFDC in January
7	0.0	9.	NA; DK
8,958	97.6	0.	Inap.: did not receive ADC/AFDC at all this month; received no ADC/AFDC during 1989 (V17859=00000 and V17880=00000)

**V17903 'H+W RECD ADC/AFDC FEB 89' TLOC= 534 MD=9**

Whether 1990 Head or Wife/"Wife" Received ADC/AFDC in February 1989 (Question G30:a)

403	2.4	1.	Received ADC/AFDC in February
7	0.0	9.	NA; DK
8,961	97.6	0.	Inap.: did not receive ADC/AFDC at all this month; received no ADC/AFDC during 1989 (V17859=00000 and V17880=00000)

**V17904 'H+W RECD ADC/AFDC MAR 89' TLOC= 535 MD=9**

Whether 1990 Head or Wife/"Wife" Received ADC/AFDC in March 1989 (Question G30:a)

405	2.4	1.	Received ADC/AFDC March
7	0.0	9.	NA; DK
8,959	97.6	0.	Inap.: did not receive ADC/AFDC at all this month; received no ADC/AFDC during 1989 (V17859=00000 and V17880=00000)

**V17905 'H+W RECD ADC/AFDC APR 89' TLOC= 536 MD=9**

Whether 1990 Head or Wife/"Wife" Received ADC/AFDC in April 1989 (Question G30:a)

405	2.4	1.	Received ADC/AFDC in April
8	0.0	9.	NA; DK
8,958	97.6	0.	Inap.: did not receive ADC/AFDC at all this month; received no ADC/AFDC during 1989 (V17859=00000 and V17880=00000)

**V17906 'H+W RECD ADC/AFDC MAY 89' TLOC= 537 MD=9**

Whether 1990 Head or Wife/"Wife" Received ADC/AFDC in May 1989 (Question G30:a)

409	2.4	1.	Received ADC/AFDC in May
8	0.0	9.	NA; DK
8,954	97.6	0.	Inap.: did not receive ADC/AFDC at all this month; received no ADC/AFDC during 1989 (V17859=00000 and V17880=00000)

**V17907 'H+W RECD ADC/AFDC JUN 89' TLOC= 538 MD=9**

Whether 1990 Head or Wife/"Wife" Received ADC/AFDC in June 1989 (Question G30:a)

410	2.4	1.	Received ADC/AFDC in June
-----	-----	----	---------------------------



8	0.0	9.	NA; DK
8,953	97.5	0.	Inap.: did not receive ADC/AFDC at all this month; received no ADC/AFDC during 1989 (V17859=00000 and V17880=00000)

**V17908 'H+W RECD ADC/AFDC JUL 89' TL0C= 539 MD=9**

Whether 1990 Head or Wife/"Wife" Received ADC/AFDC in July 1989 (Question G30:a)

---

408	2.4	1.	Received ADC/AFDC in July
8	0.0	9.	NA; DK
8,955	97.5	0.	Inap.: did not receive ADC/AFDC at all this month; received no ADC/AFDC during 1989 (V17859=00000 and V17880=00000)

**V17909 'H+W RECD ADC/AFDC AUG 89' TL0C= 540 MD=9**

Whether 1990 Head or Wife/"Wife" Received ADC/AFDC in August 1989 (Question G30:a)

---

409	2.4	1.	Received ADC/AFDC in August
8	0.0	9.	NA; DK
8,954	97.6	0.	Inap.: did not receive ADC/AFDC at all this month; received no ADC/AFDC during 1989 (V17859=00000 and V17880=00000)

**V17910 'H+W RECD ADC/AFDC SEP 89' TL0C= 541 MD=9**

Whether 1990 Head or Wife/"Wife" Received ADC/AFDC in September 1989 (Question G30:a)

---

417	2.5	1.	Received ADC/AFDC in September
8	0.0	9.	NA; DK
8,946	97.5	0.	Inap.: did not receive ADC/AFDC at all this month; received no ADC/AFDC during 1989 (V17859=00000 and V17880=00000)

**V17911 'H+W RECD ADC/AFDC OCT 89' TL0C= 542 MD=9**

Whether 1990 Head or Wife/"Wife" Received ADC/AFDC in October 1989 (Question G30:a)

---

418	2.5	1.	Received ADC/AFDC in October
8	0.0	9.	NA; DK
8,945	97.5	0.	Inap.: did not receive ADC/AFDC at all this month; received no ADC/AFDC during 1989 (V17859=00000 and V17880=00000)

**V17912 'H+W RECD ADC/AFDC NOV 89' TL0C= 543 MD=9**

Whether 1990 Head or Wife/"Wife" Received ADC/AFDC in November 1989 (Question G30:a)

---

422	2.5	1.	Received ADC/AFDC in November
8	0.0	9.	NA; DK
8,941	97.4	0.	Inap.: did not receive ADC/AFDC at all this month; received no ADC/AFDC during 1989 (V17859=00000 and V17880=00000)

**V17913 'H+W RECD ADC/AFDC DEC 89' TL0C= 544 MD=9**

Whether 1990 Head or Wife/"Wife" Received ADC/AFDC in December 1989 (Question G30:a)

---

418	2.5	1.	Received ADC/AFDC in December
8	0.0	9.	NA; DK
8,945	97.5	0.	Inap.: did not receive ADC/AFDC at all this month; received no ADC/AFDC during 1989 (V17859=00000 and V17880=00000)

**V17914 'H+W REC OTR WELFR JAN 89' TL0C= 545 MD=9**

Whether 1990 Head or Wife/"Wife" Received Other Welfare in January 1989 (Question G30:c)

---

154	0.9	1.	Received other welfare in January
-----	-----	----	-----------------------------------

19 0.1 9. NA; DK  
 9,198 99.1 0. Inap.: did not receive other welfare this month; received  
 no other welfare during 1989 (V17863=00000 and  
 V17884=00000))

**V17915 'H+W REC OTR WELFR FEB 89' TLOC= 546 MD=9**

Whether 1990 Head or Wife/"Wife" Received Other Welfare in February 1989  
 (Question G30:c)

---

154 0.9 1. Received other welfare in February  
 19 0.1 9. NA; DK  
 9,198 99.1 0. Inap.: did not receive other welfare this month; received  
 no other welfare during 1989 (V17863=00000 and  
 V17884=00000))

**V17916 'H+W REC OTR WELFR MAR 89' TLOC= 547 MD=9**

Whether 1990 Head or Wife/"Wife" Received Other Welfare in March 1989  
 (Question G30:c)

---

155 0.9 1. Received other welfare in March  
 19 0.1 9. NA; DK  
 9,197 99.1 0. Inap.: did not receive other welfare this month; received  
 no other welfare during 1989 (V17863=00000 and  
 V17884=00000))

**V17917 'H+W REC OTR WELFR APR 89' TLOC= 548 MD=9**

Whether 1990 Head or Wife/"Wife" Received Other Welfare in April 1989  
 (Question G30:c)

---

153 0.9 1. Received other welfare in April  
 19 0.1 9. NA; DK  
 9,199 99.1 0. Inap.: did not receive other welfare this month; received  
 no other welfare during 1989 (V17863=00000 and  
 V17884=00000))

**V17918 'H+W REC OTR WELFR MAY 89' TLOC= 549 MD=9**

Whether 1990 Head or Wife/"Wife" Received Other Welfare in May 1989 (Question  
 G30:c)

---

156 0.9 1. Received other welfare in May  
 19 0.1 9. NA; DK  
 9,196 99.1 0. Inap.: did not receive other welfare this month; received  
 no other welfare during 1989 (V17863=00000 and  
 V17884=00000))

**V17919 'H+W REC OTR WELFR JUN 89' TLOC= 550 MD=9**

Whether 1990 Head or Wife/"Wife" Received Other Welfare in June 1989  
 (Question G30:c)

---

156 0.9 1. Received other welfare in June  
 19 0.1 9. NA; DK  
 9,196 99.1 0. Inap.: did not receive other welfare this month; received  
 no other welfare during 1989 (V17863=00000 and  
 V17884=00000))

**V17920 'H+W REC OTR WELFR JUL 89' TLOC= 551 MD=9**

Whether 1990 Head or Wife/"Wife" Received Other Welfare in July 1989  
 (Question G30:c)

---

157 0.9 1. Received other welfare in July  
 19 0.1 9. NA; DK

9,195 99.1 0. Inap.: did not receive other welfare this month; received no other welfare during 1989 (V17863=00000 and V17884=00000)

**V17921 'H+W REC OTR WELFR AUG 89' TLOC= 552 MD=9**

Whether 1990 Head or Wife/"Wife" Received Other Welfare in August 1989  
(Question G30:c)

---

155 0.9 1. Received other welfare in August  
 19 0.1 9. NA; DK  
 9,197 99.1 0. Inap.: did not receive other welfare this month; received no other welfare during 1989 (V17863=00000 and V17884=00000)

**V17922 'H+W REC OTR WELFR SEP 89' TLOC= 553 MD=9**

Whether 1990 Head or Wife/"Wife" Received Other Welfare in September 1989  
(Question G30:c)

---

155 0.9 1. Received other welfare in September  
 20 0.1 9. NA; DK  
 9,196 99.0 0. Inap.: did not receive other welfare this month; received no other welfare during 1989 (V17863=00000 and V17884=00000)

**V17923 'H+W REC OTR WELFR OCT 89' TLOC= 554 MD=9**

Whether 1990 Head or Wife/"Wife" Received Other Welfare in October 1989  
(Question G30:c)

---

157 0.9 1. Received other welfare in October  
 20 0.1 9. NA; DK  
 9,194 99.0 0. Inap.: did not receive other welfare this month; received no other welfare during 1989 (V17863=00000 and V17884=00000)

**V17924 'H+W REC OTR WELFR NOV 89' TLOC= 555 MD=9**

Whether 1990 Head or Wife/"Wife" Received Other Welfare in November 1989  
(Question G30:c)

---

158 0.8 1. Received other welfare in November  
 20 0.1 9. NA; DK  
 9,193 99.1 0. Inap.: did not receive other welfare this month; received no other welfare during 1989 (V17863=00000 and V17884=00000)

**V17925 'H+W REC OTR WELFR DEC 89' TLOC= 556 MD=9**

Whether 1990 Head or Wife/"Wife" Received Other Welfare in December 1989  
(Question G30:c)

---

159 0.9 1. Received other welfare in December  
 20 0.1 9. NA; DK  
 9,192 99.1 0. Inap.: did not receive other welfare this month; received no other welfare during 1989 (V17863=00000 and V17884=00000)

**V17926 'HD REC UNEMP COMP JAN 89' TLOC= 557 MD=9**

Whether 1990 Head Received Unemployment Compensation in January 1989  
(Question G46:a)

---

125 1.1 1. Received unemployment compensation in January  
 19 0.1 9. NA; DK  
 9,227 98.8 0. Inap.: did not receive unemployment compensation this month; did not receive unemployment compensation in 1989 (V17872=00000)

## V17927 'HD REC UNEMP COMP FEB 89' TL0C= 558 MD=9

Whether 1990 Head Received Unemployment Compensation in February 1989  
(Question G46:a)

---

129	1.1	1.	Received unemployment compensation in February
19	0.1	9.	NA; DK
9,223	98.8	0.	Inap.: did not receive unemployment compensation this month; did not receive unemployment compensation in 1989 (V17872=00000)

## V17928 'HD REC UNEMP COMP MAR 89' TL0C= 559 MD=9

Whether 1990 Head Received Unemployment Compensation in March 1989 (Question G46:a)

---

107	0.9	1.	Received unemployment compensation in March
20	0.1	9.	NA; DK
9,244	99.0	0.	Inap.: did not receive unemployment compensation this month; did not receive unemployment compensation in 1989 (V17872=00000)

## V17929 'HD REC UNEMP COMP APR 89' TL0C= 560 MD=9

Whether 1990 Head Received Unemployment Compensation in April 1989 (Question G46:a)

---

95	0.8	1.	Received unemployment compensation in April
20	0.1	9.	NA; DK
9,256	99.1	0.	Inap.: did not receive unemployment compensation this month; did not receive unemployment compensation in 1989 (V17872=00000)

## V17930 'HD REC UNEMP COMP MAY 89' TL0C= 561 MD=9

Whether 1990 Head Received Unemployment Compensation in May 1989 (Question G46:a)

---

93	0.8	1.	Received unemployment compensation in May
21	0.1	9.	NA; DK
9,257	99.1	0.	Inap.: did not receive unemployment compensation this month; did not receive unemployment compensation in 1989 (V17872=00000)

## V17931 'HD REC UNEMP COMP JUN 89' TL0C= 562 MD=9

Whether 1990 Head Received Unemployment Compensation in June 1989 (Question G46:a)

---

83	0.8	1.	Received unemployment compensation in June
22	0.1	9.	NA; DK
9,266	99.0	0.	Inap.: did not receive unemployment compensation this month; did not receive unemployment compensation in 1989 (V17872=00000)

## V17932 'HD REC UNEMP COMP JUL 89' TL0C= 563 MD=9

Whether 1990 Head Received Unemployment Compensation in July 1989 (Question G46:a)

---

98	1.0	1.	Received unemployment compensation in July
24	0.1	9.	NA; DK
9,249	98.9	0.	Inap.: did not receive unemployment compensation this month; did not receive unemployment compensation in 1989 (V17872=00000)

## V17933 'HD REC UNEMP COMP AUG 89' TL0C= 564 MD=9

Whether 1990 Head Received Unemployment Compensation in August 1989 (Question G46:a)

---

96	1.0	1.	Received unemployment compensation in August
25	0.1	9.	NA; DK
9,250	98.9	0.	Inap.: did not receive unemployment compensation this month; did not receive unemployment compensation in 1989 (V17872=00000)
<b>V17934 'HD REC UNEMP COMP SEP 89' TLOC= 565 MD=9</b>			
<u>Whether 1990 Head Received Unemployment Compensation in September 1989 (Question G46:a)</u>			
90	0.8	1.	Received unemployment compensation in September
21	0.1	9.	NA; DK
9,260	99.1	0.	Inap.: did not receive unemployment compensation this month; did not receive unemployment compensation in 1989 (V17872=00000)
<b>V17935 'HD REC UNEMP COMP OCT 89' TLOC= 566 MD=9</b>			
<u>Whether 1990 Head Received Unemployment Compensation in October 1989 (Question G46:a)</u>			
100	0.9	1.	Received unemployment compensation in October
19	0.1	9.	NA; DK
9,252	99.0	0.	Inap.: did not receive unemployment compensation this month; did not receive unemployment compensation in 1989 (V17872=00000)
<b>V17936 'HD REC UNEMP COMP NOV 89' TLOC= 567 MD=9</b>			
<u>Whether 1990 Head Received Unemployment Compensation in November 1989 (Question G46:a)</u>			
116	1.0	1.	Received unemployment compensation in November
20	0.1	9.	NA; DK
9,235	98.8	0.	Inap.: did not receive unemployment compensation this month; did not receive unemployment compensation in 1989 (V17872=00000)
<b>V17937 'HD REC UNEMP COMP DEC 89' TLOC= 568 MD=9</b>			
<u>Whether 1990 Head Received Unemployment Compensation in December 1989 (Question G46:a)</u>			
144	1.3	1.	Received unemployment compensation in December
21	0.1	9.	NA; DK
9,206	98.5	0.	Inap.: did not receive unemployment compensation this month; did not receive unemployment compensation in 1989 (V17872=00000)
<b>V17938 'WF REC UNEMP COMP JAN 89' TLOC= 569 MD=9</b>			
<u>Whether 1990 Wife/"Wife" Received Unemployment Compensation in January 1989 (Question G55)</u>			
34	0.3	1.	Received unemployment compensation in January
10	0.0	9.	NA; DK
9,327	99.6	0.	Inap.: no wife/"wife" (V17767=5/V18051=00); did not receive unemployment compensation this month; did not receive unemployment compensation in 1989 (V17892=00000)
<b>V17939 'WF REC UNEMP COMP FEB 89' TLOC= 570 MD=9</b>			
<u>Whether 1990 Wife/"Wife" Received Unemployment Compensation in February 1989 (Question G55)</u>			
38	0.3	1.	Received unemployment compensation in February
10	0.0	9.	NA; DK

190 - RAW DATA

9,323 99.6 0. Inap.: no wife/"wife" (V17767=5/V18051=00); did not receive unemployment compensation this month; did not receive unemployment compensation in 1989 (V17892=00000)

V17940 'WF REC UNEMP COMP MAR 89' TL0C= 571 MD=9

Whether 1990 Wife/"Wife" Received Unemployment Compensation in March 1989  
(Question G55)

---

40	0.3	1.	Received unemployment compensation in March
9	0.0	9.	NA; DK
9,322	99.7	0.	Inap.: no wife/"wife" (V17767=5/V18051=00); did not receive unemployment compensation this month; did not receive unemployment compensation in 1989 (V17892=00000)

V17941 'WF REC UNEMP COMP APR 89' TL0C= 572 MD=9

Whether 1990 Wife/"Wife" Received Unemployment Compensation in April 1989  
(Question G55)

---

39	0.3	1.	Received unemployment compensation in April
9	0.0	9.	NA; DK
9,323	99.6	0.	Inap.: no wife/"wife" (V17767=5/V18051=00); did not receive unemployment compensation this month; did not receive unemployment compensation in 1989 (V17892=00000)

V17942 'WF REC UNEMP COMP MAY 89' TL0C= 573 MD=9

Whether 1990 Wife/"Wife" Received Unemployment Compensation in May 1989  
(Question G55)

---

42	0.3	1.	Received unemployment compensation in May
9	0.0	9.	NA; DK
9,320	99.6	0.	Inap.: no wife/"wife" (V17767=5/V18051=00); did not receive unemployment compensation this month; did not receive unemployment compensation in 1989 (V17892=00000)

V17943 'WF REC UNEMP COMP JUN 89' TL0C= 574 MD=9

Whether 1990 Wife/"Wife" Received Unemployment Compensation in June 1989  
(Question G55)

---

47	0.4	1.	Received unemployment compensation in June
9	0.0	9.	NA; DK
9,315	99.6	0.	Inap.: no wife/"wife" (V17767=5/V18051=00); did not receive unemployment compensation this month; did not receive unemployment compensation in 1989 (V17892=00000)

V17944 'WF REC UNEMP COMP JUL 89' TL0C= 575 MD=9

Whether 1990 Wife/"Wife" Received Unemployment Compensation in July 1989  
(Question G55)

---

54	0.4	1.	Received unemployment compensation in July
9	0.0	9.	NA; DK
9,308	99.5	0.	Inap.: no wife/"wife" (V17767=5/V18051=00); did not receive unemployment compensation this month; did not receive unemployment compensation in 1989 (V17892=00000)

V17945 'WF REC UNEMP COMP AUG 89' TL0C= 576 MD=9

Whether 1990 Wife/"Wife" Received Unemployment Compensation in August 1989  
(Question G55)

---

56	0.4	1.	Received unemployment compensation in August
8	0.0	9.	NA; DK
9,307	99.5	0.	Inap.: no wife/"wife" (V17767=5/V18051=00); did not receive unemployment compensation this month; did not receive unemployment compensation in 1989 (V17892=00000)

V17946 'WF REC UNEMP COMP SEP 89' TL0C= 577 MD=9

Whether 1990 Wife/"Wife" Received Unemployment Compensation in September 1989  
(Question G55)

---

54	0.4	1.	Received unemployment compensation in September
9	0.0	9.	NA; DK
9,308	99.6	0.	Inap.: no wife/"wife" (V17767=5/V18051=00); did not receive unemployment compensation this month; did not receive unemployment compensation in 1989 (V17892=00000)

V17947 'WF REC UNEMP COMP OCT 89' TL0C= 578 MD=9

Whether 1990 Wife/"Wife" Received Unemployment Compensation in October 1989  
(Question G55)

---

47	0.3	1.	Received unemployment compensation in October
8	0.0	9.	NA; DK
9,316	99.7	0.	Inap.: no wife/"wife" (V17767=5/V18051=00); did not receive unemployment compensation this month; did not receive unemployment compensation in 1989 (V17892=00000)

V17948 'WF REC UNEMP COMP NOV 89' TL0C= 579 MD=9

Whether 1990 Wife/"Wife" Received Unemployment Compensation in November 1989  
(Question G55)

---

50	0.3	1.	Received unemployment compensation in November
8	0.0	9.	NA; DK
9,313	99.6	0.	Inap.: no wife/"wife" (V17767=5/V18051=00); did not receive unemployment compensation this month; did not receive unemployment compensation in 1989 (V17892=00000)

V17949 'WF REC UNEMP COMP DEC 89' TL0C= 580 MD=9

Whether 1990 Wife/"Wife" Received Unemployment Compensation in December 1989  
(Question G55)

---

57	0.4	1.	Received unemployment compensation in December
8	0.0	9.	NA; DK
9,306	99.5	0.	Inap.: no wife/"wife" (V17767=5/V18051=00); did not receive unemployment compensation this month; did not receive unemployment compensation in 1989 (V17892=00000)

V17950 'HD REC WORKR COMP JAN 89' TL0C= 581 MD=9

Whether 1990 Head Received Worker's Compensation in January 1989 (Question G46:b)

---

62	0.6	1.	Received worker's compensation in January
13	0.1	9.	NA; DK
9,296	99.3	0.	Inap.: did not receive worker's compensation this month; did not receive worker's compensation in 1989 (V17873=00000)

V17951 'HD REC WORKR COMP FEB 89' TL0C= 582 MD=9

Whether 1990 Head Received Worker's Compensation in February 1989 (Question G46:b)

---

62	0.6	1.	Received worker's compensation in February
14	0.1	9.	NA; DK
9,295	99.3	0.	Inap.: did not receive worker's compensation this month; did not receive worker's compensation in 1989 (V17873=00000)

V17952 'HD REC WORKR COMP MAR 89' TL0C= 583 MD=9

Whether 1990 Head Received Worker's Compensation in March 1989 (Question G46:b)

---

192 - RAW DATA

63	0.6	1.	Received worker's compensation in March
14	0.1	9.	NA; DK
9,294	99.3	0.	Inap.: did not receive worker's compensation this month; did not receive worker's compensation in 1989 (V17873=00000)

**V17953 'HD REC WORKR COMP APR 89' TLOC= 584 MD=9**

Whether 1990 Head Received Worker's Compensation in April 1989 (Question G46:b)

65	0.6	1.	Received worker's compensation in April
13	0.1	9.	NA; DK
9,293	99.2	0.	Inap.: did not receive worker's compensation this month; did not receive worker's compensation in 1989 (V17873=00000)

**V17954 'HD REC WORKR COMP MAY 89' TLOC= 585 MD=9**

Whether 1990 Head Received Worker's Compensation in May 1989 (Question G46:b)

64	0.6	1.	Received worker's compensation in May
13	0.1	9.	NA; DK
9,294	99.2	0.	Inap.: did not receive worker's compensation this month; did not receive worker's compensation in 1989 (V17873=00000)

**V17955 'HD REC WORKR COMP JUN 89' TLOC= 586 MD=9**

Whether 1990 Head Received Worker's Compensation in June 1989 (Question G46:b)

58	0.6	1.	Received worker's compensation in June
13	0.1	9.	NA; DK
9,300	99.3	0.	Inap.: did not receive worker's compensation this month; did not receive worker's compensation in 1989 (V17873=00000)

**V17956 'HD REC WORKR COMP JUL 89' TLOC= 587 MD=9**

Whether 1990 Head Received Worker's Compensation in July 1989 (Question G46:b)

66	0.6	1.	Received worker's compensation in July
13	0.1	9.	NA; DK
9,292	99.3	0.	Inap.: did not receive worker's compensation this month; did not receive worker's compensation in 1989 (V17873=00000)

**V17957 'HD REC WORKR COMP AUG 89' TLOC= 588 MD=9**

Whether 1990 Head Received Worker's Compensation in August 1989 (Question G46:b)

62	0.6	1.	Received worker's compensation in August
14	0.2	9.	NA; DK
9,295	99.2	0.	Inap.: did not receive worker's compensation this month; did not receive worker's compensation in 1989 (V17873=00000)

**V17958 'HD REC WORKR COMP SEP 89' TLOC= 589 MD=9**

Whether 1990 Head Received Worker's Compensation in September 1989 (Question G46:b)

68	0.7	1.	Received worker's compensation in September
13	0.1	9.	NA; DK



9,290 99.2 0. Inap.: did not receive worker's compensation this month;  
did not receive worker's compensation in 1989  
(V17873=00000)

**V17959 'HD REC WORKR COMP OCT 89' TLOC= 590 MD=9**

Whether 1990 Head Received Worker's Compensation in October 1989 (Question G46:b)

---

74	0.7	1.	Received worker's compensation in October
13	0.1	9.	NA; DK
9,284	99.2	0.	Inap.: did not receive worker's compensation this month; did not receive worker's compensation in 1989 (V17873=00000)

**V17960 'HD REC WORKR COMP NOV 89' TLOC= 591 MD=9**

Whether 1990 Head Received Worker's Compensation in November 1989 (Question G46:b)

---

77	0.7	1.	Received worker's compensation in November
13	0.1	9.	NA; DK
9,281	99.2	0.	Inap.: did not receive worker's compensation this month; did not receive worker's compensation in 1989 (V17873=00000)

**V17961 'HD REC WORKR COMP DEC 89' TLOC= 592 MD=9**

Whether 1990 Head Received Worker's Compensation in December 1989 (Question G46:b)

---

68	0.6	1.	Received worker's compensation in December
13	0.1	9.	NA; DK
9,290	99.2	0.	Inap.: did not receive worker's compensation this month; did not receive worker's compensation in 1989 (V17873=00000)

**V17962 'WF REC WORKR COMP JAN 89' TLOC= 593 MD=9**

Whether 1990 Wife/"Wife" Received Worker's Compensation in January 1989 (Question G58)

---

12	0.1	1.	Received worker's compensation in January
1	0.0	9.	NA; DK
9,358	99.9	0.	Inap.: no wife/"wife" (V17767=5/V18051=00); did not receive worker's compensation this month; did not receive worker's compensation in 1989 (V17893=00000)

**V17963 'WF REC WORKR COMP FEB 89' TLOC= 594 MD=9**

Whether 1990 Wife/"Wife" Received Worker's Compensation in February 1989 (Question G58)

---

13	0.2	1.	Received worker's compensation in February
1	0.0	9.	NA; DK
9,357	99.8	0.	Inap.: no wife/"wife" (V17767=5/V18051=00); did not receive worker's compensation this month; did not receive worker's compensation in 1989 (V17893=00000)

**V17964 'WF REC WORKR COMP MAR 89' TLOC= 595 MD=9**

Whether 1990 Wife/"Wife" Received Worker's Compensation in March 1989 (Question G58)

---

11	0.2	1.	Received worker's compensation in March
1	0.0	9.	NA; DK
9,359	99.8	0.	Inap.: no wife/"wife" (V17767=5/V18051=00); did not receive worker's compensation this month; did not receive worker's compensation in 1989 (V17893=00000)

V17965 'WF REC WORKR COMP APR 89' TLOC= 596 MD=9

Whether 1990 Wife/"Wife" Received Worker's Compensation in April 1989  
(Question G58)

---

15	0.2	1.	Received worker's compensation in April
2	0.0	9.	NA; DK
9,354	99.8	0.	Inap.: no wife/"wife" (V17767=5/V18051=00); did not receive worker's compensation this month; did not receive worker's compensation in 1989 (V17893=00000)

V17966 'WF REC WORKR COMP MAY 89' TLOC= 597 MD=9

Whether 1990 Wife/"Wife" Received Worker's Compensation in May 1989 (Question G58)

---

12	0.2	1.	Received worker's compensation in May
2	0.0	9.	NA; DK
9,357	99.8	0.	Inap.: no wife/"wife" (V17767=5/V18051=00); did not receive worker's compensation this month; did not receive worker's compensation in 1989 (V17893=00000)

V17967 'WF REC WORKR COMP JUN 89' TLOC= 598 MD=9

Whether 1990 Wife/"Wife" Received Worker's Compensation in June 1989  
(Question G58)

---

11	0.1	1.	Received worker's compensation in June
3	0.0	9.	NA; DK
9,357	99.8	0.	Inap.: no wife/"wife" (V17767=5/V18051=00); did not receive worker's compensation this month; did not receive worker's compensation in 1989 (V17893=00000)

V17968 'WF REC WORKR COMP JUL 89' TLOC= 599 MD=9

Whether 1990 Wife/"Wife" Received Worker's Compensation in July 1989  
(Question G58)

---

15	0.2	1.	Received worker's compensation in July
2	0.0	9.	NA; DK
9,354	99.8	0.	Inap.: no wife/"wife" (V17767=5/V18051=00); did not receive worker's compensation this month; did not receive worker's compensation in 1989 (V17893=00000)

V17969 'WF REC WORKR COMP AUG 89' TLOC= 600 MD=9

Whether 1990 Wife/"Wife" Received Worker's Compensation in August 1989  
(Question G58)

---

14	0.2	1.	Received worker's compensation in August
4	0.0	9.	NA; DK
9,353	99.8	0.	Inap.: no wife/"wife" (V17767=5/V18051=00); did not receive worker's compensation this month; did not receive worker's compensation in 1989 (V17893=00000)

V17970 'WF REC WORKR COMP SEP 89' TLOC= 601 MD=9

Whether 1990 Wife/"Wife" Received Worker's Compensation in September 1989  
(Question G58)

---

16	0.2	1.	Received worker's compensation in September
1	0.0	9.	NA; DK
9,354	99.8	0.	Inap.: no wife/"wife" (V17767=5/V18051=00); did not receive worker's compensation this month; did not receive worker's compensation in 1989 (V17893=00000)

V17971 'WF REC WORKR COMP OCT 89' TLOC= 602 MD=9

Whether 1990 Wife/"Wife" Received Worker's Compensation in October 1989  
(Question G58)

---

15	0.2	1.	Received worker's compensation in October
1	0.0	9.	NA; DK
9,355	99.8	0.	Inap.: no wife/"wife" (V17767=5/V18051=00); did not receive worker's compensation this month; did not receive worker's compensation in 1989 (V17893=00000)

**V17972 'WF REC WORKR COMP NOV 89' TLOC= 603 MD=9**

Whether 1990 Wife/"Wife" Received Worker's Compensation in November 1989 (Question G58)

16	0.2	1.	Received worker's compensation in November
1	0.0	9.	NA; DK
9,354	99.8	0.	Inap.: no wife/"wife" (V17767=5/V18051=00); did not receive worker's compensation this month; did not receive worker's compensation in 1989 (V17893=00000)

**V17973 'WF REC WORKR COMP DEC 89' TLOC= 604 MD=9**

Whether 1990 Wife/"Wife" Received Worker's Compensation in December 1989 (Question G58)

15	0.2	1.	Received worker's compensation in December
1	0.0	9.	NA; DK
9,355	99.8	0.	Inap.: no wife/"wife" (V17767=5/V18051=00); did not receive worker's compensation this month; did not receive worker's compensation in 1989 (V17893=00000)

**V17974 'OFUM REC TXBL Y 89? ' TLOC= 605**

Did any Other FU Member receive taxable income?

2,275	24.7	1.	Yes
7,096	75.3	5.	No

**V17975 'SEQ# 1ST OFUM W TXBL Y ' TLOC= 606- 607**

1990 Sequence Number of First Other FU Member With Taxable Income

The actual 1990 sequence number (V30643) of the individual who produced the income is coded here. This provides a link with the individual-level data of this person.

00. Inap.: no Other FU Member with taxable income (V17974=5)

**V17976 'P PRORAT TXBL Y 1ST OFUM' TLOC= 608- 609**

Percentage Prorated Taxable Income of First Other FU Member

% nonzero = 4.4  
mean nonzero = 55.9

Incomes for part-year family unit members are coded based on the portion of annual income earned and the amount of time these persons were living in the family during 1989. This percent proration variable provides a means of creating whole-year income for the individual; simply divide the total taxable income (V17977) by the percent proration (V17976).

00. Inap.: income is not prorated; no Other FU Member with taxable income (V17974=5)

**V17977 'TXBL Y 1ST XTRA EARNER ' TLOC= 610- 615**

Taxable Income in 1989 of First Other FU Member (and Spouse)

% nonzero = 24.7  
mean nonzero, including negative values = 10,210.5

If the 1989 Head or Wife/"Wife" moved out or died by 1990 (see V17979 below), then his or her taxable income, if any, is included here. The range of values for this variable is -99999 through 999999; 000000 represents zero

income and negative values represent overall income losses. All missing data were assigned.

-99999. Loss of \$99,999 or more  
 000000. Inap.: none; no Other FU Member with taxable income (V17974=5)  
 999999. \$999,999 or more

V17978 '# EXEMP 1ST XTRA EARNER ' TL0C= 616- 617

Number of Exemptions for 1989 Tax Year--First Other FU Member

% nonzero = 14.3  
 mean nonzero = 1.2

The values for this variable represent the actual number of exemptions allowed the First Other FU Member for 1989 taxes.

00. Inap.: 1989 Head or Wife/"Wife" died since last interview or 1989 Head or Wife/"Wife" moved out between January 1990 and the time of the 1990 interview; no Other FU Member with taxable income (V17974=5)

V17979 'TAX TABLE 1ST XTRA EARNR' TL0C= 618

Tax Table Used for 1989 Tax Year--First Other FU Member

1,850	19.9	1.	Single and was in FU for all of 1989
62	0.3	2.	Married and was in FU for all of 1989
44	0.3	3.	Head of Household and was in FU for all of 1989
84	1.0	5.	1989 Head, Wife/"Wife" or Husband died since last interview; 1989 Head, Wife/"Wife" or Husband moved out between January 1990 and the time of the 1990 interview
214	3.0	6.	Single and was in FU only part of 1989
15	0.1	7.	Married and was in FU only part of 1989
6	0.0	8.	Head of Household and was in FU only part of 1989
		9.	Other
7,096	75.3	0.	Inap.: no Other FU Member with taxable income (V17974=5)

V17980 'SEQ# 2ND OFUM W TXBL Y ' TL0C= 619- 620

1990 Sequence Number of Second Other FU Member With Taxable Income

The actual 1990 sequence number (V30643) of the individual who produced the income is coded here. This provides a link with the individual-level data of this person.

00. Inap.: no Other FU Member with taxable income (V17974=5); no Second Other FU Member with taxable income

V17981 'P PRORAT TXBL Y 2ND OFUM' TL0C= 621- 622

Percentage Prorated Taxable Income of Second Other FU Member

% nonzero = 1.0  
 mean nonzero = 46.8

Incomes for part-year family unit members are coded based on the portion of annual income earned and the amount of time these persons were living in the family during 1989. This percent proration variable provides a means of creating whole-year income for the individual; simply divide the total taxable income (V17982) by the percent proration (V17981).

00. Inap.: income is not prorated; no Other FU Member with taxable income (V17974=5); no Second Other FU Member with taxable income (V17980=00)

V17982 'TXBL Y 2ND XTRA EARNER ' TL0C= 623- 628

Taxable Income in 1989 for Second Other FU Member

% nonzero = 7.0  
 mean nonzero, including negative values = 4,517.2

The range of values for this variable is -99999 through 999999; 000000 represents zero income and negative values represent overall income losses. All missing data were assigned.

- 99999. Loss of \$99,999 or more
- 000000. Inap.: none; no Other FU Member with taxable income (V17974=5); no Second Other FU Member with taxable income (V17980=00)
- 999999. \$999,999 or more

**V17983 ' # EXEMP 2ND XTRA EARNER ' TLOC= 629- 630**

Number of Exemptions for 1989 Tax Year--Second Other FU Member

% nonzero = 2.6  
mean nonzero = 1.1

The values for this variable represent the actual number of exemptions allowed the Second Other FU Member for 1989 taxes.

- 00. Inap.: no Other FU Member with taxable income (V17974=5); no Second Other FU Member with taxable income (V17980=00)

**V17984 'TAX TABLE 2ND XTRA EARNR' TLOC= 631**

Tax Table Used for 1989 Tax Year--Second Other FU Member

590	6.2	1.	Single and was in FU for all of 1989
8	0.1	2.	Married and was in FU for all of 1989
2	0.0	3.	Head of Household and was in FU for all of 1989
52	0.7	6.	Single and was in FU only part of 1989
1	0.0	7.	Married and was in FU only part of 1989
		8.	Head of Household and was in FU only part of 1989
8,718	93.0	0.	Inap.: no Other FU Member with taxable income (V17974=5); no Second Other FU Member with taxable income (V17980=00)

**V17985 'SEQ# 3RD OFUM W TXBL Y ' TLOC= 632- 633**

1990 Sequence Number of Third Other FU Member With Taxable Income

The actual 1990 sequence number (V30643) of the individual who produced the income is coded here. This provides a link with the individual-level data of this person.

- 00. Inap.: no Other FU Member with taxable income (V17974=5); no Second Other FU Member with taxable income (V17980=00); no Third Other FU Member with taxable income

**V17986 'P PRORAT TXBL Y 3RD OFUM' TLOC= 634- 635**

Percentage Prorated Taxable Income of Third Other FU Member

% nonzero = 0.2  
mean nonzero = 58.8

Incomes for part-year family unit members are coded based on the portion of annual income earned and the amount of time these persons were living in the family during 1989. This percent proration variable provides a means of creating whole-year income for the individual; simply divide the total taxable income (V17987) by the percent proration (V17986).

- 00. Inap.: income is not prorated; no Other FU Member with taxable income (V17974=5); no Second Other FU Member with taxable income (V17980=00); no Third Other FU Member with taxable income (V17985=00)

**V17987 'TXBL Y 3RD XTRA EARNER ' TLOC= 636- 641**

Taxable Income in 1989 of Third Other FU Member

% nonzero = 1.5  
mean nonzero, including negative values = 4,830.6

198 - RAW DATA

The range of values for this variable is -99999 through 999999; 000000 represents zero income and negative values represent overall income losses. All missing data were assigned.

- 99999. Loss of \$99,999 or more
- 000000. Inap.: none; no Other FU Member with taxable income (V17974=5); no Second Other FU Member with taxable income (V17980=00); no Third Other FU Member with taxable income (V17985=00)
- 999999. \$999,999 or more

V17988 ' # EXEMP 3RD XTRA EARNER ' TL0C= 642- 643

Number of Exemptions for 1989 Tax Year--Third Other FU Member

% nonzero = 0.6  
mean nonzero = 1.1

The values for this variable represent the actual number of exemptions allowed the Third Other FU Member for 1989 taxes.

- 00. Inap.: no Other FU Member with taxable income (V17974=5); no Second Other FU Member with taxable income (V17980=00); no Third Other FU Member with taxable income (V17985=00)

V17989 ' TAX TABLE 3RD XTRA EARNR ' TL0C= 644

Tax Table Used for 1989 Tax Year--Third Other FU Member

141	1.4	1. Single and was in FU for all of 1989
		2. Married and was in FU for all of 1989
		3. Head of Household and was in FU for all of 1989
15	0.2	6. Single and was in FU only part of 1989
		7. Married and was in FU only part of 1989
1	0.0	8. Head of Household and was in FU only part of 1989
9,214	98.5	0. Inap.: no Other FU Member with taxable income (V17974=5); no Second Other FU Member with taxable income (V17980=00); no Third Other FU Member with taxable income (V17985=00)

V17990 ' SEQ# 4TH OFUM W TXBL Y ' TL0C= 645- 646

1990 Sequence Number of Fourth Other FU Member With Taxable Income

The actual 1990 sequence number (V30643) of the individual who produced the income is coded here. This provides a link with the individual-level data of this person.

- 00. Inap.: none; no Other FU Member with taxable income (V17974=5); no Second Other FU Member with taxable income (V17980=00); no Third Other FU Member with taxable income (V17985=00); no Fourth Other FU Member with taxable income

V17991 ' P PRORAT TXBL Y 4TH OFUM ' TL0C= 647- 648

Percentage Prorated Taxable Income of Fourth Other FU Member

% nonzero = 0.0  
mean nonzero = 74.6

Incomes for part-year family unit members are coded based on the portion of annual income earned and the amount of time these persons were living in the family during 1989. This percent proration variable provides a means of creating whole-year income for the individual; simply divide the total taxable income (V17992) by the percent proration (V17991).

- 00. Inap.: income is not prorated; no Other FU Member with taxable income (V17974=5); no Second Other FU Member with taxable income (V17980=00); no Third Other FU Member with taxable income (V17985=00); no Fourth Other FU Member with taxable income (V17990=00)

V17992 ' TXBL Y 4TH XTRA EARNER ' TL0C= 649- 654

Taxable Income in 1989 of Fourth Other FU Member

% nonzero = 0.3  
 mean nonzero, including negative values = 4,263.1

The range of values for this variable is -99999 through 999999; 000000 represents zero income and negative values represent overall income losses. All missing data were assigned.

- 99999. Loss of \$99,999 or more
- 000000. Inap.: none; no Other FU Member with taxable income (V17974=5); no Second Other FU Member with taxable income (V17980=00); no Third Other FU Member with taxable income (V17985=00); no Fourth Other FU Member with taxable income (V17990=00)
- 999999. \$999,999 or more

**V17993 ' # EXEMP 4TH XTRA EARNER ' TLOC= 655- 656**

Number of Exemptions for 1989 Tax Year--Fourth Other FU Member

% nonzero = 0.1  
 mean nonzero = 1.0

The values for this variable represent the actual number of exemptions allowed the Fourth Other FU Member

- 00. Inap.: no Other FU Member with taxable income (V17974=5); no Second Other FU Member with taxable income (V17980=00); no Third Other FU Member with taxable income (V17985=00); no Fourth Other FU Member with taxable income (V17990=00)

**V17994 ' TAX TABLE 4TH XTRA EARNR ' TLOC= 657**

Tax Table Used for 1989 Tax Year--Fourth Other FU Member

30	0.3	1.	Single and was in FU for all of 1989
		2.	Married and was in FU for all of 1989
		3.	Head of Household and was in FU for all of 1989
2	0.0	6.	Single and was in FU only part of 1989
		7.	Married and was in FU only part of 1989
		8.	Head of Household and was in FU only part of 1989
9,339	99.7	0.	Inap.: no Other FU Member with taxable income (V17974=5); no Second Other FU Member with taxable income (V17980=00); no Third Other FU Member with taxable income (V17985=00); no Fourth Other FU Member with taxable income (V17990=00)

**V17995 ' SEQ# 5TH OFUM W TXBL Y ' TLOC= 658- 659**

1990 Sequence Number of Fifth Other FU Member With Taxable Income

The actual 1990 sequence number (V30643) of the individual who produced the income is coded here. This provides a link with the individual-level data of this person.

- 00. Inap.: income is not prorated; no Other FU Member with taxable income (V17974=5); no Second Other FU Member with taxable income (V17980=00); no Third Other FU Member with taxable income (V17985=00); no Fourth Other FU Member with taxable income (V17990=00); no Fifth Other FU Member with taxable income

**V17996 ' P PRORAT TXBL Y 5TH OFUM ' TLOC= 660- 661**

Percentage Prorated Taxable Income of Fifth Other FU Member

% nonzero = 0.0  
 mean nonzero = 85.0

Incomes for part-year family unit members are coded based on the portion of annual income earned and the amount of time these persons were living in the family during 1989. This percent proration variable provides a means of creating whole-year income for the individual; simply divide the total taxable income (V17997) by the percent proration (V17996).

00. Inap.: income is not prorated; no Other FU Member with taxable income (V17974=5); no Second Other FU Member with taxable income (V17980=00); no Third Other FU Member with taxable income (V17985=00); no Fourth Other FU Member with taxable income (V17990=00); no Fifth Other FU Member with taxable income (V17995=00)

V17997 'TXBL Y 5TH XTRA EARNER / TLOC= 662- 667

Taxable Income in 1989 of Fifth Other FU Member

% nonzero = 0.0  
mean nonzero, including negative values = 10,027.0

The range of values for this variable is -99999 through 999999; 000000 represents zero income and negative values represent overall income losses. All missing data were assigned.

- 99999. Loss of \$99,999 or more
- 000000. Inap.: none; no Other FU Member with taxable income (V17974=5); no Second Other FU Member with taxable income (V17980=00); no Third Other FU Member with taxable income (V17985=00); no Fourth Other FU Member with taxable income (V17990=00); no Fifth Other FU Member with taxable income (V17995=00)
- 999999. \$999,999 or more

V17998 '# EXEMP 5TH XTRA EARNER / TLOC= 668- 669

Number of Exemptions for 1989 Tax Year--Fifth Other FU Member

% nonzero = 0.0  
mean nonzero = 1.1

The values for this variable represent the actual number of exemptions allowed the Fifth Other FU Member.

- 00. Inap.: no Other FU Member with taxable income (V17974=5); no Second Other FU Member with taxable income (V17980=00); no Third Other FU Member with taxable income (V17985=00); no Fourth Other FU Member with taxable income (V17990=00); no Fifth Other FU Member with taxable income (V17995=00)

V17999 'TAX TABLE 5TH XTRA EARNR' TLOC= 670

Tax Table Used for 1989 Tax Year--Fifth Other FU Member

3	0.0	1.	Single and was in FU for all of 1989
		2.	Married and was in FU for all of 1989
		3.	Head of Household and was in FU for all of 1989
1	0.0	6.	Single and was in FU only part of 1989
		7.	Married and was in FU only part of 1989
		8.	Head of Household and was in FU only part of 1989
9,367	100.0	0.	Inap.: no Other FU Member with taxable income (V17974=5); no Second Other FU Member with taxable income (V17980=00); no Third Other FU Member with taxable income (V17985=00); no Fourth Other FU Member with taxable income (V17990=00); no Fifth Other FU Member with taxable income (V17995=00)

V18000 'OFUM 89 ANN WRK HRS / TLOC= 671- 674

Annual 1989 Work Hours of All Other FU Members in FU during 1989

% nonzero = 22.8  
mean nonzero = 1,494.9

The values for this variable in the range 0001-9998 represent the actual annual hours worked; all missing data were assigned.

- 0000. Inap.: no Other FU Member worked in 1989; no Other FU Member with taxable income (V17974=5)
- 9999. 9,999 hours or more



V18001 'OFUM 89 TOT ANN TXBL Y / TLOC= 675- 680

Total 1989 Taxable Income of All Other FU Members in FU during 1989

% nonzero = 24.7  
 mean nonzero, including negative values = 11,858.0

The range of values for this variable is -99999 through 999999; 000000 represents zero income and negative values represent overall income losses. All missing data were assigned. The values represent the sum of V17977, V17982, V17987, V17992, and V17997, as well as any additional taxable income if there were more than five persons with such income.

- 99999. Loss of \$99,999 or more
- 000000. None; no Other FU Member with taxable income (V17974=5)
- 999999. \$999,999 or more

V18002 'ACC OFUM ANN TXBL Y 89 / TLOC= 681

Accuracy of V18001 (Total 1989 taxable income of all others in FU)

8.807	95.1	0.	Inap.: no assignment; no Other FU Member with taxable income (V17974=5)
	38	0.5	1. Minor assignment
	526	4.5	2. Major assignment

V18003 'OFUM 89 ASSET Y / TLOC= 682- 686

Total 1989 Asset Income of All Other FU Members in FU during 1989

% nonzero = 3.9  
 mean nonzero, including negative values = 2,151.8

The range of values for this variable is -9999 through 99999; 00000 represents zero income and negative values represent overall income losses. All missing data were assigned. The amount represented by this variable is included in the total taxable income of others (V18001).

- 9999. Loss of \$9,999 or more
- 00000. Inap.: none; no Other FU Members with taxable income (V17974=5)
- 99999. \$99,999 or more

V18004 'OFUM REC TRANSFER Y? / TLOC= 687

Did Any Other FU Member Receive Any Transfer Income in 1989?

662	6.1	1.	Yes
8,709	93.9	5.	No

V18005 'OFUM 89 ADC/AFDC / TLOC= 688- 692

Total 1989 ADC/AFDC Income Received by All Other FU Members in FU during 1989

% nonzero = 0.3  
 mean nonzero = 1,897.8

The values for this variable in the range 00001-99998 represent the ADC/AFDC income in whole dollars; all missing data were assigned.

- 00000. Inap.: no Other FU Member with transfer income (V18004=5); no Other FU Members with income from ADC/AFDC
- 99999. \$99,999 or more

V18006 'OFUM 89 SSI / TLOC= 693- 697

Total 1989 Supplemental Security Income Received by All Other FU Members in FU during 1989

% nonzero = 0.7

mean nonzero = 3,362.3

The values for this variable in the range 00001-99998 represent the SSI income in whole dollars; all missing data were assigned.

00000. Inap.: no Other FU Member with transfer income (V18004=5); no Other FU Members with income from SSI

99999. \$99,999 or more

**V18007 'OFUM 89 OTHER WELFARE / TLOC= 698- 702**

Total 1989 Other Welfare Income Received by All Other FU Members in FU during 1989

% nonzero = 0.3

mean nonzero = 2,759.4

The values for this variable in the range 00001-99998 represent the amount of other welfare in whole dollars; all missing data were assigned.

00000. Inap.: no Other FU Member with transfer income (V18004=5); no Other FU Members with income from other welfare

99999. \$99,999 or more

**V18008 'OFUM 89 SOC SECURITY / TLOC= 703- 707**

Total 1989 Social Security Payments Received by All Other FU Members in FU during 1989

% nonzero = 3.5

mean nonzero = 4,959.8

The values for this variable in the range 00001-99998 represent the amount of Social Security in whole dollars; all missing data were assigned.

00000. Inap.: no Other FU Member with transfer income (V18004=5); no Other FU Members with income from Social Security

99999. \$99,999 or more

**V18009 'OFUM 89 VA PAYMENTS / TLOC= 708- 712**

Total 1989 Veterans Administration Pension(s) Received by All Other FU Members in FU in 1989

% nonzero = 0.4

mean nonzero = 2,249.2

The values for this variable in the range 00001-99998 represent the amount of Veterans Administration Pension income in whole dollars; all missing data were assigned.

00000. Inap.: no Other FU Member with transfer income (V18004=5); no Other FU Members with income from Veterans Administration

99999. \$99,999 or more

**V18010 'OFUM 89 OTR RETIREMENT / TLOC= 713- 717**

Total 1989 Other Retirement, Pensions, and Annuities Received by All Other FU Members in FU during 1989

% nonzero = 1.0

mean nonzero = 6,224.4

The values for this variable in the range 00001-99998 represent the amount of other retirement, pensions and annuities in whole dollars; all missing data were assigned.

00000. Inap.: no Other FU Member with transfer income (V18004=5); no Other FU Members with income from other retirement

99999. \$99,999 or more

V18011 'OFUM 89 UNEMP COMP / TLOC= 718- 722

Total 1989 Unemployment Compensation Received by All Other FU Members in FU during 1989

% nonzero = 0.2  
mean nonzero = 2,418.3

The values for this variable in the range 00001-99998 represent the amount of unemployment pay in whole dollars; all missing data were assigned.

00000. Inap.: no Other FU Member with transfer income (V18004=5); no Other FU Members with income from unemployment

99999. \$99,999 or more

V18012 'OFUM 89 WORKERS COMP / TLOC= 723- 727

Total 1989 Worker's Compensation Received by All Other FU Members in FU during 1989

% nonzero = 0.2  
mean nonzero = 3,856.4

The values for this variable in the range 00001-99998 represent the amount of worker's compensation in whole dollars; all missing data were assigned.

00000. Inap.: no Other FU Member with transfer income (V18004=5); no Other FU Members with income from worker's compensation

99999. \$99,999 or more

V18013 'OFUM 89 CHILD SUPPORT / TLOC= 728- 732

Total 1989 Child Support Received by All Other FU Members in FU during 1989

% nonzero = 0.3  
mean nonzero = 2,079.0

The values for this variable in the range 00001-99998 represent the amount of child support received in whole dollars; all missing data were assigned.

00000. Inap.: no Other FU Member with transfer income (V18004=5); no Other FU Members with income from child support

99999. \$99,999 or more

V18014 'OFUM 89 HELP FROM RELS / TLOC= 733- 737

Total Help Received from Relatives in 1989 by All Other FU Members in FU during 1989

% nonzero = 0.3  
mean nonzero = 2,010.3

The values for this variable in the range 00001-99998 represent the amount of financial help received from relatives in whole dollars; all missing data were assigned.

00000. Inap.: no Other FU Member with transfer income (V18004=5); no Other FU Members received help from relatives

99999. \$99,999 or more

V18015 'OFUM 89 MISC TRANSFERS / TLOC= 738- 742

Total Other Transfer Income Received in 1989 by All Other FU Members in FU during 1989

% nonzero = 0.5  
mean nonzero = 3,388.0

The values for this variable in the range 00001-99998 represent the amount of other transfer income in whole dollars; all missing data were assigned.

00000. Inap.: no Other FU Member with transfer income  
(V18004=5); no Other FU Members received miscellaneous transfers  
99999. \$99,999 or more

V18016 'NOPRD TOT TRANS Y OFUM89' TLOC= 743- 747

Total 1989 Transfer Income of All Other FU Members during 1989-NOT PRORATED

% nonzero = 6.1  
mean nonzero = 5,624.5

The values for this variable in the range 00001-99998 represent the actual amount of transfers received by all Other FU Members during 1989, regardless of time spent in the FU. This variable is not equivalent to calculations from the 1985 wave and earlier. See V18017 for a measure that is. For an explanation of prorating, see Section I, Part 3.

00000. Inap.: no Other FU Members with transfer income  
(V18004=5)  
99999. \$99,999 or more

V18017 'PRD TOT TRANS Y OFUM 89' TLOC= 748- 752

Total 1989 Transfer Income of All Other FU Members in FU during 1989-ANNUAL PRORATED TOTAL

% nonzero = 6.1  
mean nonzero = 5,262.2

The values for this variable in the range 00001-99998 represent the sum of V18005 through V18015 in whole dollars.

00000. Inap.: no Other FU Members with transfer income  
(V18004=5)  
99999. \$99,999 or more

V18018 'ACC OFUM 89 TRANSFERS' TLOC= 753

Accuracy of V18017 (Total prorated transfer income of all Other FU Members in FU during 1989)

9,229	98.9	0.	Inap.: no assignment; no Other FU Members with transfer income (V18004=5)
16	0.2	1.	Minor assignment
126	0.9	2.	Major assignment

V18019 '# OFUM Y RECEIVERS 89' TLOC= 754

Number of Income Receivers in FU in 1989 Other Than 1990 Head and Wife/"Wife"

6,755	72.3	0.	None; no Other FU Members with income (V18001=000000 and V18017=00000)
1,776	19.6	1.	One
620	6.0	2.	Two
164	1.6	3.	Three
49	0.4	4.	Four
5	0.0	5.	Five
		6.	Six
2	0.0	7.	Seven
		8.	Eight
		9.	Nine or more

V18020 '# OFUM LABOR Y RECRS 89' TLOC= 755

Number of Labor Income Receivers in FU in 1989 Other Than 1990 Head and Wife/"Wife"

7,218	77.2	0.	None; no Other FU Members with taxable income (V18001=V18003)
1,539	16.6	1.	One

463	4.8	2.	Two
113	1.0	3.	Three
34	0.3	4.	Four
2	0.0	5.	Five
		6.	Six
2	0.0	7.	Seven
		8.	Eight
		9.	Nine or more

**V18021 '1968 ID / TL0C= 756- 759**

1968 Interview Number

Values for this variable in the range 0001-2930 indicate that the 1990 Head (or Wife/"Wife" if the Head is nonsample) of FU was a member of a panel family from the SRC cross-section core sample. Values in the range 5001-6872 denote that the Head (or Wife/"Wife" if the Head is nonsample) was a member of a panel family from the Census core sample. Values in the range 7001-9043 denote that the Head was a member of a panel family from the LNPS-Temple (Latino) sample.

**V18022 '1969 ID / TL0C= 760- 763**

1969 Interview Number

Values for this variable in the range 0001-4460 indicate the 1969 interview number of the 1990 Head of FU.

0000. 1990 Head of FU, if sample member, was not in any panel family in 1969; Latino interview (V18021=7001-9043)

**V18023 '1970 ID / TL0C= 764- 767**

1970 Interview Number

Values for this variable in the range 0001-4645 indicate the 1970 interview number of the 1990 Head of FU.

0000. 1990 Head of FU, if sample member, was not in any panel family in 1970; Latino interview (V18021=7001-9043)

**V18024 '1971 ID / TL0C= 768- 771**

1971 Interview Number

Values for this variable in the range 0001-4840 indicate the 1971 interview number of the 1990 Head of FU.

0000. 1990 Head of FU, if sample member, was not in any panel family in 1971; Latino interview (V18021=7001-9043)

**V18025 '1972 ID / TL0C= 772- 775**

1972 Interview Number

Values for this variable in the range 0001-5060 indicate the 1972 interview number of the 1990 Head of FU.

0000. 1990 Head of FU, if sample member, was not in any panel family in 1972; Latino interview (V18021=7001-9043)

**V18026 '1973 ID / TL0C= 776- 779**

1973 Interview Number

Values for this variable in the range 0001-5285 indicate the 1973 interview number of the 1990 Head of FU.

0000. 1990 Head of FU, if sample member, was not in any panel family in 1973; Latino interview (V18021=7001-9043)

**V18027 '1974 ID / TL0C= 780- 783**

1974 Interview Number

206 - RAW DATA

Values for this variable in the range 0001-5517 indicate the 1974 interview number of the 1990 Head of FU.

0000. 1990 Head of FU, if sample member, was not in any panel family in 1974; Latino interview (V18021=7001-9043)

V18028 '1975 ID / TL0C= 784- 787

1975 Interview Number

Values for this variable in the range 0001-5725 indicate the 1975 interview number of the 1990 Head of FU.

0000. 1990 Head of FU, if sample member, was not in any panel family in 1975; Latino interview (V18021=7001-9043)

V18029 '1976 ID / TL0C= 788- 791

1976 Interview Number

Values for this variable in the range 0001-5862 indicate the 1976 interview number of the 1990 Head of FU.

0000. 1990 Head of FU, if sample member, was not in any panel family in 1976; Latino interview (V18021=7001-9043)

V18030 '1977 ID / TL0C= 792- 795

1977 Interview Number

Values for this variable in the range 0001-6007 indicate the 1977 interview number of the 1990 Head of FU.

0000. 1990 Head of FU, if sample member, was not in any panel family in 1977; Latino interview (V18021=7001-9043)

V18031 '1978 ID / TL0C= 796- 799

1978 Interview Number

Values for this variable in the range 0001-6154 indicate the 1978 interview number of the 1990 Head of FU.

0000. 1990 Head of FU, if sample member, was not in any panel family in 1978; Latino interview (V18021=7001-9043)

V18032 '1979 ID / TL0C= 800- 803

1979 Interview Number

Values for this variable in the range 0001-6373 indicate the 1979 interview number of the 1990 Head of FU.

0000. 1990 Head of FU, if sample member, was not in any panel family in 1979; Latino interview (V18021=7001-9043)

V18033 '1980 ID / TL0C= 804- 807

1980 Interview Number

Values for this variable in the range 0001-6533 indicate the 1980 interview number of the 1990 Head of FU.

0000. 1990 Head of FU, if sample member, was not in any panel family in 1980; Latino interview (V18021=7001-9043)

V18034 '1981 ID / TL0C= 808- 811

1981 Interview Number

Values for this variable in the range 0001-6620 indicate the 1981 interview number of the 1990 Head of FU.

0000. 1990 Head of FU, if sample member, was not in any panel family in 1981; Latino interview (V18021=7001-9043)

V18035 '1982 ID / TL0C= 812- 815

1982 Interview Number

Values for this variable in the range 0001-6742 indicate the 1982 interview number of the 1990 Head of FU.

0000. 1990 Head of FU, if sample member, was not in any panel family in 1982; Latino interview (V18021=7001-9043)

V18036 '1983 ID / TL0C= 816- 819

1983 Interview Number

Values for this variable in the range 0001-6852 indicate the 1983 interview number of the 1990 Head of FU.

0000. 1990 Head of FU, if sample member, was not in any panel family in 1983; Latino interview (V18021=7001-9043)

V18037 '1984 ID / TL0C= 820- 823

1984 Interview Number

Values for this variable in the range 0001-6918 indicate the 1984 interview number of the 1990 Head of FU.

0000. 1990 Head of FU, if sample member, was not in any panel family in 1984; Latino interview (V18021=7001-9043)

V18038 '1985 ID / TL0C= 824- 827

1985 Interview Number

Values for this variable in the range 0001-7032 indicate the 1985 interview number of the 1990 Head of FU.

0000. 1990 Head of FU, if sample member, was not in any panel family in 1985; Latino interview (V18021=7001-9043)

V18039 '1986 ID / TL0C= 828- 831

1986 Interview Number

Values for this variable in the range 0001-7018 indicate the 1986 interview number of the 1990 Head of FU.

0000. 1990 Head of FU, if sample member, was not in any panel family in 1986; Latino interview (V18021=7001-9043)

V18040 '1987 ID / TL0C= 832- 835

1987 Interview Number

Values for this variable in the range 0001-7061 indicate the 1987 interview number of the 1990 Head of FU.

0000. 1990 Head of FU, if sample member, was not in any panel family in 1987; Latino interview (V18021=7001-9043)

V18041 '1988 ID / TL0C= 836- 839

1988 Interview Number

Values for this variable in the range 0001-7114 indicate the 1988 interview number of the 1990 Head of FU.

0000. 1990 Head of FU, if sample member, was not in any panel family in 1988; Latino interview (V18021=7001-9043)

V18042 '1989 ID / TL0C= 840- 843

1989 Interview Number

Values for this variable in the range 0001-7114 indicate the 1989 interview number of the 1990 Head of FU for core families.

0000. 1990 Head of FU, if sample member, was not in any panel family in 1989; Latino interview (V18021=7001-9043)

V18043 'LATINO TEMPLE CASE ID / TLOC= 844- 847

Temple University Interview Number--LATIND SAMPLE ONLY

Values for this variable indicate the case ID assigned by Temple University to each respondent in the Latino National Political Survey. Values are not contiguous because of nonresponse. The full range of LNPS Case ID's was 0001-2856. This variable can be used to link PSID Latino sample families with LPNS data.

0000. Core sample interview (V18021=0001-2930, 5001-6872)

V18044 'INTERVIEWER ID # 1990 / TLOC= 848- 851 MD=9999

Interviewer's ID Number

This is the 4-digit identification number assigned to each interviewer by the Survey Research Center's Field Office as his or her personal identifier.

9999. NA

0000. Mail interview

V18045 'INTERVIEWER INTVIEW # / TLOC= 852- 854 MD=999

Interviewer's Interview Number

Each interviewer sequentially assigns a 3-digit number (001-998) to every interview that he or she completes.

999. NA; mail interview

V18046 'DATE OF 1990 IW / TLOC= 855- 858 MD=9999

Date of 1990 Interview

The first two digits represent the month that the interview was taken (03=March, 04=April, etc). The last two digits represent the day of the month that the interview was taken. Interviewing for 1990 began February 24 (0224).

9999. NA; mail interview

V18047 'LENGTH OF 1990 IW / TLOC= 859- 861 MD=999

Length of 1990 Interview

mean, excluding missing data = 36.7

The actual number of minutes taken by the interviewer to administer the questionnaire is coded here.

999. NA; mail interview

V18048 '# IN FU / TLOC= 862- 863

Number of Persons in FU at the Time of the 1990 Interview

mean = 2.4

This variable is identical to V17798. Its values range from 01 to no more than 20. The code values represent the actual number of persons currently in the FU.

V18049 'AGE OF 1990 HEAD / TLOC= 864- 865 MD=99

Age of 1990 Head

mean, excluding missing data = 47.7

This variable represents the actual age of the 1990 Head of the FU. The range of values is usually from 18 through 98, although in rare cases a person under 18 might become Head.

98. Ninety-eight years of age or older

99. NA



V18050 'SEX OF 1990 HEAD / TLOC= 866

Sex of 1990 Head

6,585	68.1	1.	Male
2,786	31.9	2.	Female

V18051 'AGE OF 1990 WIFE / TLOC= 867- 868 MD=99

Age of 1990 Wife/"Wife"

% nonzero = 52.4  
mean nonzero, excluding missing data = 44.7

This variable represents the actual age of the current wife or "wife" (cohabiting female friend). The range of allowed values is 14 through 98, although wives/"wives" aged 14-16 are rare.

- 00. No wife/"wife" in FU: Head is female (V18050=2) or single male
- 98. Ninety-eight years of age or older
- 99. NA

V18052 '# CHILDREN IN FU / TLOC= 869- 870

Number of Persons Now in the FU Under 18 Years of Age

% nonzero = 35.2  
mean nonzero = 1.9

This variable represents the actual number of persons currently in the FU who are neither Head nor Wife/"Wife" from newborns through those 17 years of age, whether or not they are actually children of the Head or Wife/"Wife."

- 00. None

V18053 'AGE YOUNGEST CHILD / TLOC= 871- 872 MD=99

Age of Youngest Person Now in the FU Under 18 Years of Age

% nonzero = 35.2  
mean nonzero, excluding missing data = 7.1

The range of values for this variable represents the actual age in years (01 through 17) of the youngest FU Member in this age range and excludes Heads and Wives/"Wives"; note that a child's age is not coded 02 (two years old) until he/she reaches his/her second birthday.

- 01. Newborn up to second birthday
- 99. NA; DK
- 00. Inap.: no persons age 17 or younger in FU (V18052=00)

V18054 '# NONFU SHARING HU / TLOC= 873- 874 MD=99

Number of Non-FU Members Sharing Housing Unit with This FU

% nonzero = 11.6  
mean nonzero, excluding missing data = 2.1

This variable represents the actual number of non-FU members (01-20) sharing the housing unit with this FU, whether or not the non-FU members were included in another responding FU.

- 99. NA; DK
- 00. None

V18055 'A3 MARITAL STATUS / TLOC= 875 MD=9

A3. Are you (HEAD) married, widowed, divorced, separated, or have you never been married?

5,077	50.8	1.	Married
1,658	17.8	2.	Never married

210 - RAW DATA

902	12.9	3.	Widowed
1,121	14.2	4.	Divorced, annulled
612	4.3	5.	Separated
1	0.0	9.	NA; DK

**V18056 'A4 TYPE DU / TLOC= 876 MD=9**

A4. Do you live in a one-family house, a two-family house, an apartment, a mobile home, or what?

5,662	65.0	1.	One-family house
503	5.1	2.	Two-family house; duplex
2,299	19.5	3.	Apartment; housing project
520	5.9	4.	Mobile home; trailer
201	2.1	6.	Rowhouse; townhouse
169	2.3	7.	Other
17	0.2	9.	NA; DK

**V18057 'A6 LIVE IN ELDERLY HSNB / TLOC= 877 MD=9**

A6. Do you live in a retirement community, senior citizens' housing complex, or nursing home?

219	3.4	1.	Yes
2,801	36.4	5.	No
94	0.7	9.	NA; DK
6,257	59.5	0.	Inap.: head and/or wife/"wife" are under age 50 (V18049=<50 and/or V18051=<50)

**V18058 'A7 TYPE ELDERLY HSNB / TLOC= 878 MD=9**

A7. Which kind is that?

43	0.9	1.	Retirement community
116	1.5	2.	Senior citizens' housing complex
60	1.1	3.	Nursing home
		9.	NA; DK
9,152	96.6	0.	Inap.: head and/or wife/"wife" are under age 50 (V18049=<50 and/or V18051=<50); does not live in a retirement community, senior citizens' housing complex or nursing home (V18057=5 or 9)

**V18059 'A8 PROVIDE XTRA SERVICES' TLOC= 879 MD=9**

A8. Does it provide you with things in addition to housing, such as a nursing care facility, transportation, meals, maid service or cleaning, laundry, recreation, or things like that?

125	2.2	1.	Yes
92	1.2	5.	No
2	0.1	9.	NA; DK
9,152	96.6	0.	Inap.: head and/or wife/"wife" are under age 50 (V18049=<50 and/or V18051=<50); does not live in a retirement community, senior citizens' housing complex or nursing home (V18057=5 or 9)

**V18060 'A9A PROVIDE NURSING CARE' TLOC= 880 MD=9**

A9. Which services are those? [CHECK ALL THAT APPLY]--  
A. NURSING CARE

74	1.5	1.	Nursing care is provided
51	0.7	5.	Nursing care is not provided
		9.	NA; DK
9,246	97.8	0.	Inap.: head and/or wife/"wife" are under age 50 (V18049=<50 and/or V18051=<50); does not live in a retirement community, senior citizens' housing complex or nursing home (V18057=5 or 9); does not provide nursing care, transportation, meals, maid or cleaning service, laundry or recreation (V18059=5 or 9)

## V18061 'A9B PROVIDE TRANSPORTN ' TLOC= 881 MD=9

A9. Which services are those? [CHECK ALL THAT APPLY]--  
B. TRANSPORTATION

73	1.3	1.	Transportation is provided
52	0.9	5.	Transportation is not provided
		9.	NA; DK
9,246	97.8	0.	Inap.: head and/or wife/"wife" are under age 50 (V18049=<50 and/or V18051=<50); does not live in a retirement community, senior citizens' housing complex or nursing home (V18057=5 or 9); does not provide nursing care, transportation, meals, maid or cleaning service, laundry or recreation (V18059=5 or 9)

## V18062 'A9C PROVIDE COMMON MEALS' TLOC= 882 MD=9

A9. Which services are those? [CHECK ALL THAT APPLY]--  
C. COMMON MEALS

92	1.6	1.	Common meals are provided
33	0.6	5.	Common meals are not provided
		9.	NA; DK
9,246	97.8	0.	Inap.: head and/or wife/"wife" are under age 50 (V18049=<50 and/or V18051=<50); does not live in a retirement community, senior citizens' housing complex or nursing home (V18057=5 or 9); does not provide nursing care, transportation, meals, maid or cleaning service, laundry or recreation (V18059=5 or 9)

## V18063 'A9D PROVIDE MAID SERVICE' TLOC= 883 MD=9

A9. Which services are those? [CHECK ALL THAT APPLY]--  
D. MAID SERVICE OR CLEANING

78	1.5	1.	Maid or cleaning service is provided
47	0.7	5.	Maid or cleaning service is not provided
		9.	NA; DK
9,246	97.8	0.	Inap.: head and/or wife/"wife" are under age 50 (V18049=<50 and/or V18051=<50); does not live in a retirement community, senior citizens' housing complex or nursing home (V18057=5 or 9); does not provide nursing care, transportation, meals, maid or cleaning service, laundry or recreation (V18059=5 or 9)

## V18064 'A9E PROVIDE LAUNDRY ' TLOC= 884 MD=9

A9. Which services are those? [CHECK ALL THAT APPLY]--  
E. LAUNDRY

80	1.4	1.	Laundry service is provided
45	0.8	5.	Laundry service is not provided
		9.	NA; DK
9,246	97.8	0.	Inap.: head and/or wife/"wife" are under age 50 (V18049=<50 and/or V18051=<50); does not live in a retirement community, senior citizens' housing complex or nursing home (V18057=5 or 9); does not provide nursing care, transportation, meals, maid or cleaning service, laundry or recreation (V18059=5 or 9)

## V18065 'A9F PROVIDE RECREATION ' TLOC= 885 MD=9

A9. Which services are those? [CHECK ALL THAT APPLY]--  
F. RECREATION

83	1.6	1.	Recreation is provided
42	0.6	5.	Recreation is not provided
		9.	NA; DK
9,246	97.8	0.	Inap.: head and/or wife/"wife" are under age 50 (V18049=<50 and/or V18051=<50); does not live in a retirement

community, senior citizens' housing complex or nursing home (V18057=5 or 9); does not provide nursing care, transportation, meals, maid or cleaning service, laundry or recreation (V18059=5 or 9)

V18066 'A9G PROVIDE OTHER SERVCS' TLOC= 886 MD=9

A9. Which services are those? [CHECK ALL THAT APPLY]--  
G. OTHER (SPECIFY)

13	0.2	1.	Other service is provided
112	2.0	5.	Other service is not provided
		9.	NA; DK
9,246	97.8	0.	Inap.: head and/or wife/"wife" are under age 50 (V18049=<50 and/or V18051=<50); does not live in a retirement community, senior citizens' housing complex or nursing home (V18057=5 or 9); does not provide nursing care, transportation, meals, maid or cleaning service, laundry or recreation (V18059=5 or 9)

V18067 'A10 SERVICES INCLUDED' TLOC= 887 MD=9

A10. Are these services included as part of the cost of housing or do you pay for them separately?

85	1.5	1.	All included
23	0.4	2.	Some included, some separate
15	0.3	3.	All separately
2	0.1	9.	NA; DK
9,246	97.8	0.	Inap.: head and/or wife/"wife" are under age 50 (V18049=<50 and/or V18051=<50); does not live in a retirement community, senior citizens' housing complex or nursing home (V18057=5 or 9); does not provide nursing care, transportation, meals, maid or cleaning service, laundry or recreation (V18059=5 or 9)

V18068 'A11 TYPE HEATING #1' TLOC= 888- 889 MD=99

A11. How is your (home/apartment) heated--with gas, electricity, oil, or what?--FIRST MENTION

The codes below are in priority order.

5,343	57.1	01.	Gas
2,602	25.2	02.	Electricity
942	12.4	03.	Oil
158	2.2	04.	Wood
20	0.4	05.	Coal
1	0.0	06.	Solar
37	0.6	10.	Bottled gas; propane
44	0.4	11.	Kerosene
6	0.1	97.	Other
100	1.0	98.	DK
49	0.5	99.	NA
69	0.3	00.	Inap.: no heat in dwelling

V18069 'A11 TYPE HEATING #2' TLOC= 890- 891

A11. How is your (home/apartment) heated--with gas, electricity, oil, or what?--SECOND MENTION

The codes below are in priority order.

		01.	Gas
188	1.1	02.	Electricity
21	0.3	03.	Oil
282	3.8	04.	Wood
18	0.3	05.	Coal
11	0.2	06.	Solar
8	0.1	10.	Bottled gas; propane
36	0.3	11.	Kerosene
5	0.0	97.	Other

98. DK  
99. NA

8,802 93.9 00. Inap.: no second mention; no heat in dwelling (V18068=00)

V18070 'A12 ACTUAL # ROOMS' / TL0C= 892- 893 MD=99

A12. How many rooms do you have (for your family) not counting bathrooms?

mean, excluding missing data = 5.4

The values for this variable in the range 01-98 represent the actual number of rooms the family unit has, excluding bathrooms.

If a response to this question mentions a fraction of a room, for example, a summer-use sun porch, this fraction is dropped.

99. NA; DK  
00. None; FU shares room

V18071 'A13 RECD GOVT HTG SUBSDY' TL0C= 894 MD=9

A13. There are government programs that give money to people to help them pay for heating their homes. Did you receive help with heating bills from any government program last winter (1989-90)?

668	5.1	1.	Yes
8,691	94.8	5.	No
12	0.1	9.	NA; DK

V18072 'A15 OWN/RENT OR WHAT' / TL0C= 895

A15. Do you own the (home/apartment), pay rent, or what?

4,813	60.3	1.	Owns or is buying home, either fully or jointly; mobile home owners who rent lots are included here
4,009	33.8	5.	Pays rent
549	5.8	8.	Neither owns nor rents

V18073 'A19 HAVE MORTGAGE?' / TL0C= 896 MD=9

A19. Do you have a mortgage on this property?

3,219	36.4	1.	Yes
1,591	23.9	5.	No
3	0.0	9.	NA; DK
4,558	39.7	0.	Inap.: not a homeowner (V18072=5 or 8)

V18074 'A23 #YRS LEFT TO PAY MTG' TL0C= 897- 898 MD=99

A23. About how many more years will you have to pay on it?

% nonzero = 36.4  
mean nonzero, excluding missing data = 17.7

The values for this variable in the range 01-98 represent the number of years left on the longest-term mortgage that the FU has. Note that missing data are allowed.

99. NA; DK  
00. Inap.: not a home owner (V18072=5 or 8); no mortgage (V18073=5 or 9)

V18075 'A24 SECOND MORTGAGE?' / TL0C= 899 MD=9

A24. Do you also have a second mortgage?

437	4.9	1.	Yes
2,769	31.3	5.	No
13	0.1	9.	NA; DK
6,152	63.6	0.	Inap.: not a home owner (V18072=5 or 8); no mortgage (V18073=5 or 9)

V18076 'A25 MTG INCL PROP TAXES ' TLOC= 900 MD=9

A25. Do your mortgage payments include property taxes?

1,899.	20.2	1.	Yes
1,289	15.9	5.	No
31	0.3	9.	NA; DK
6,152	63.6	0.	Inap.: not a homeowner (V18072=5 or 8); no mortgage (V18073=5 or 9)

V18077 'A26 MTG INCL INS PREM ' TLOC= 901 MD=9

A26. Do your payments include insurance premiums?

1,693	16.8	1.	Yes
1,494	19.4	5.	No
32	0.3	9.	NA; DK
6,152	63.6	0.	Inap.: not a homeowner (V18072=5 or 8); no mortgage (V18073=5 or 9)

V18078 'A28 FURNISHED APT/HOUSE ' TLOC= 902 MD=9

A28. Is this (house/apartment) rented fully furnished?

348	3.6	1.	Yes
3,615	29.8	5.	No
46	0.5	9.	NA; DK
5,362	66.2	0.	Inap.: does not rent (V18072=1 or 8)

V18079 'A29 RENT INCL HEAT ' TLOC= 903 MD=9

A29. Is heating included in your monthly rent?

1,215	12.1	1.	Yes
2,751	21.4	5.	No
43	0.4	9.	NA; DK
5,362	66.2	0.	Inap.: does not rent (V18072=1 or 8)

V18080 'A30 IN PUBLIC OWND PROJ?' TLOC= 904 MD=9

A30. Is this (house/apartment) in a public housing project, that is, is it owned by a local housing authority or other public agency?

603	3.7	1.	Yes
3,389	30.0	5.	No
17	0.2	9.	NA; DK
5,362	66.2	0.	Inap.: does not rent (V18072=1 or 8)

V18081 'A31 GOVT PAY PART RENT?' TLOC= 905 MD=9

A31. Are you paying lower rent because the Federal, State or local government is paying part of the cost? [COST OF RENT]

200	1.6	1.	Yes
3,178	28.3	5.	No
11	0.1	9.	NA; DK
5,982	70.0	0.	Inap.: does not rent (V18072=1 or 8); public housing (V18080=1 or 9)

V18082 'A32 WHY NOT OWN/RENT ' TLOC= 906 MD=9

A32. How is that?-NEITHER OWNS NOR RENTS

4	0.0	1.	Servant; housekeeper
15	0.2	2.	Farm laborer; ranch laborer
80	0.7	3.	Other persons for whom housing is part of compensation (janitors, gardeners, nurses, tutors, etc.)
343	4.1	4.	Persons for whom housing is a gift; paid by someone outside of FU; owned by relatives; pay no rent or only pay taxes.
4	0.0	5.	Sold own home, but still living there

4	0.0	6.	Living in house which will inherit; estate in process
4	0.0	7.	Living in temporary quarters (garage, shed, motor vehicle, etc.) while home is under construction or until new apartment is found.
88	0.6	8.	Other
8	0.1	9.	NA; DK
8,821	94.2	0.	Inap.: owns or rents (V18072=1 or 5)

**V18083 'A34 IN PUBLIC OWND PRDJ?' TLOC= 907 MD=9**

A34. Is this (house/apartment) in a public housing project, that is, is it owned by a local housing authority or other public agency?

68	0.4	1.	Yes
461	5.3	5.	No
20	0.2	9.	NA; DK
8,822	94.2	0.	Inap.: owns or rents (V18072=1 or 5)

**V18084 'A35 GOVT PAY ALL RENT?' TLOC= 908 MD=9**

A35. Are you paying no rent because the Federal, State or local government is paying all of it?

54	0.3	1.	Yes
405	5.0	5.	No
3	0.0	9.	NA; DK
8,909	94.7	0.	Inap.: owns or rents (V18072=1 or 5); public housing (V18083=1 or 9)

**V18085 'A36 HAVE AIR CONDITNG' TLOC= 909 MD=9**

A36. Do you have air conditioning?

5,760	63.7	1.	Yes
3,606	36.3	5.	No
5	0.1	9.	NA; DK

**V18086 'A37 A/C ALL OR SOME ROOM' TLOC= 910 MD=9**

A37. Do you have it in all your rooms, or only in some of them?

3,486	40.6	1.	All
2,266	22.9	2.	Some
8	0.1	9.	NA; DK
3,611	36.3	0.	Inap.: no air conditioning (V18085=5 or 9)

**V18087 'A38 MOVED SINCE SPG 89?' TLOC= 911 MD=9**

A38. Have you (HEAD) moved any time since the spring of 1989?

2,119	21.1	1.	Yes
7,240	78.9	5.	No
12	0.1	9.	NA; DK

**V18088 'A39 MONTH MOVED' TLOC= 912- 913 MD=99**

A39. What month and year was that? (MOST RECENT MOVE)

The month coded here is that of the most recent move since the 1989 interview.

175	1.9	01.	January; "winter"
167	1.7	02.	February
168	1.8	03.	March
203	2.0	04.	April; "spring"
185	1.7	05.	May
183	1.5	06.	June
170	1.7	07.	July; "summer"
181	2.0	08.	August
162	1.8	09.	September
164	1.7	10.	October; "fall"; "autumn"

## 216 - RAW DATA

126	1.3	11.	November
145	1.3	12.	December
90	0.8	99.	NA; DK month
7,252	78.9	00.	Inap.: has not moved (V18087=5 or 9)

V18089 'A40 WHY MOVED' / TL0C= 914 MD=9

A40. Why did you (HEAD) move?

The codes below are in priority order.

149	2.0	1.	Purposive productive reasons: to take another job; transfer; stopped going to school
60	0.7	2.	To get nearer to work
383	2.8	3.	Purposive consumptive reasons--expansion of housing: more space; more rent; better place
183	1.9	4.	Purposive consumptive reasons--contraction of housing: less space; less rent
481	4.6	5.	Purposive consumptive--other house-related: want to own home; got married
202	2.2	6.	Purposive consumptive--neighborhood-related: better neighborhood; go to school; to be closer to friends and/or relatives
439	4.5	7.	Response to outside events (involuntary reasons): HU coming down; being evicted; armed services, etc.; health reasons; divorce; retiring because of health
122	1.3	8.	Ambiguous or mixed reasons: to save money; all my old neighbors moved away; retiring (NA why)
100	0.9	9.	NA; DK
7,252	78.9	0.	Inap.: has not moved (V18088=5 or 9)

V18090 'A41 WTR MIGHT MOVE' / TL0C= 915 MD=9

A41. Do you think you (HEAD) might move in the next couple of years?

3,180	32.7	1.	Yes; might or maybe
5,841	64.3	5.	No
324	2.6	8.	Don't know
26	0.4	9.	NA

V18091 'A42 LIKELIHOOD OF MOVING' / TL0C= 916 MD=9

A42. Would you say you definitely will move, probably will move, or are you more uncertain?

1,385	13.9	1.	Definitely
1,147	12.2	2.	Probably
628	6.4	3.	More uncertain
20	0.2	9.	NA
6,191	67.3	0.	Inap.: does not plan to move (V18090=5, 8 or 9)

V18092 'A43 WHY MIGHT MOVE' / TL0C= 917 MD=9

A43. Why (will/might) you move?

The codes below are in priority order.

314	4.5	1.	Purposive productive reasons: to take another job; transfer; stopped going to school
53	0.8	2.	To get nearer to work
770	6.2	3.	Purposive consumptive reasons--expansion of housing: more space; more rent; better place
251	3.3	4.	Purposive consumptive reasons--contraction of housing: less space; less rent
860	8.4	5.	Purposive consumptive--other house-related: want to own home; got married
433	4.2	6.	Purposive consumptive--neighborhood-related: better neighborhood; go to school; to be closer to friends and/or relatives



283	2.9	7.	Response to outside events (involuntary reasons): DU coming down; being evicted; armed services, etc.; health reasons; divorce; retiring because of health
183	2.0	8.	Ambiguous or mixed reasons: to save money; all my old neighbors moved away; retiring (NA why)
33	0.3	9.	NA; DK
6,191	67.3	0.	Inap.: does not plan to move (V18090=5, 8 or 9)

**V18093 'B1 EMPLOYMENT STATUS-HD' TLOC= 918**

B1. We would like to know about what you do--are you (HEAD) working now, looking for work, retired, keeping house, a student, or what?

6,314	66.0	1.	Working now
118	0.9	2.	Only temporarily laid off, sick leave or maternity leave
527	3.9	3.	Looking for work, unemployed
1,294	19.3	4.	Retired
406	3.2	5.	Permanently disabled; temporarily disabled
598	5.5	6.	Keeping house
89	1.0	7.	Student
25	0.1	8.	Other; "workfare"; in prison or jail

**V18094 'B2 YEAR RETIRED (HD-R)' TLOC= 919- 920 MD=99**

B2. In what year did you (HEAD) retire?

% nonzero = 19.3

mean nonzero, excluding missing data = 79.1

The values for this variable represent the last two digits of the actual year in which Head retired.

99. NA; DK

00. Inap.: not retired (V18093=1-3, 5-8)

**V18095 'B3 WORK FOR MONEY?(HD-E)' TLOC= 921 MD=9**

B3. Are you (HEAD) doing any work for money now at all?

230	3.0	1.	Yes
2,709	30.1	5.	No
		9.	NA; DK
6,432	67.0	0.	Inap.: working now or only temporarily laid off (V18093=1 or 2)

**V18096 'B4 WORK SELF/OTR? (HD-E)' TLOC= 922 MD=9**

B4. On your main job, are you (HEAD) self-employed, are you employed by someone else, or what?

5,757	58.7	1.	Someone else only
42	0.5	2.	Both someone else and self
859	10.7	3.	Self-employed only
4	0.0	9.	NA; DK
2,709	30.1	0.	Inap.: not working for money now (V18095=5)

**V18097 'B5 CORP/UNCORP BUS(HD-E)' TLOC= 923 MD=9**

B5. Is that an unincorporated business or a corporation?

679	8.1	1.	Unincorporated
219	3.1	2.	Corporation
		8.	DK
3	0.0	9.	NA
8,470	88.8	0.	Inap.: not working for money now (V18095=5); works for someone else only (V18096=1 or 9)

**V18098 'B6 WORK FOR GOV'T? (HD-E)' TLOC= 924 MD=9**

B6. Do you (HEAD) work for the federal, state or local government, a private company, or what?

218 - RAW DATA

337	3.0	1.	Federal government
333	3.7	2.	State government
472	4.9	3.	Local government; public school system
4,588	47.0	4.	Private company; non-government
7	0.1	7.	Other
20	0.1	9.	NA; Don't Know
3,614	41.3	0.	Inap.: not working for money now (V18095=5); works for self only or also employed by someone else (V18096=2, 3 or 9)

V18099 'B7 JOB NOW UNION? (H-E)' TLOC= 925 MD=9

B7. Is your current job covered by a union contract?

1,284	12.5	1.	Yes
4,261	44.5	5.	No
212	1.7	9.	NA; DK
3,614	41.3	0.	Inap.: not working for money now (V18095=5); works for self only or also employed by someone else (V18096=2, 3 or 9)

V18100 'B8 BELONG UNION? (HD-E)' TLOC= 926 MD=9

B8. Do you belong to that labor union?

1,103	10.9	1.	Yes
175	1.5	5.	No
6	0.0	9.	NA; DK
8,087	87.5	0.	Inap.: not working for money now (V18095=5); works for self only or also employed by someone else (V18096=2, 3 or 9); current job not covered by union contract (V18099=5 or 9)

V18101 'B9-10 MAIN OCC:3 DIG H-E' TLOC= 927- 929 MD=999

B9. What is your (HEAD'S) main occupation? What sort of work do you do?  
B10. What are your most important activities or duties?

The 3-digit occupation code from 1970 Census of Population; Alphabetical Index of Industries and Occupation issued June 1971 by the U.S. Department of Commerce and the Bureau of the Census was used for this variable. Please refer to Appendix 2, Wave XIV documentation, for complete listings.

1,011	14.0	001-195.	Professional, Technical, and Kindred Workers
884	12.2	201-245.	Managers and Administrators, Except Farm
320	4.3	260-285.	Sales Workers
619	7.0	301-395.	Clerical and Kindred Workers
1,205	10.9	401-600.	Craftsmen and Kindred Workers
777	6.2	601-695.	Operatives, Except Transport
408	3.3	701-715.	Transport Equipment Operatives
394	2.9	740-785.	Laborers, Except Farm
77	1.2	801-802.	Farmers and Farm Managers
101	0.7	821-824.	Farm Laborers and Farm Foremen
802	6.8	901-965.	Service Workers, Except Private Household
55	0.4	980-984.	Private Household Workers
9	0.1	999.	NA; DK
2,709	30.1	000.	Inap.: not working for money now (V18095=5)

V18102 'B11 MAIN IND:3 DIGT(H-E)' TLOC= 930- 932 MD=999

B11. What kind of business or industry is that in?

The 3-digit industry code from 1970 Census of Population; Alphabetical Index of Industries and Occupations issued June 1971 by the U.S. Department of Commerce and the Bureau of the Census was used for this variable. Please refer to Appendix 2, Wave XIV documentation, for complete listings.

264	2.7	017-028.	Agriculture, Forestry, and Fisheries
53	0.5	047-057.	Mining
601	5.4	067-077.	Construction
1,531	15.6	107-398.	Manufacturing
543	5.3	407-479.	Transportation, Communications, and Other Public Utilities
1,088	11.9	507-698.	Wholesale and Retail Trade

309	3.7	707-718.	Finance, Insurance, and Real Estate
403	4.1	727-759.	Business and Repair Services
263	2.3	769-798.	Personal Services
59	0.8	807-809.	Entertainment and Recreation Services
1,007	12.5	828-897.	Professional and Related Services
508	4.9	907-937.	Public Administration
33	0.3	999.	NA; DK
2,709	30.1	000.	Inap.: not working for money now (V18095=5)

**V18103 'B12 SLRY/HRLY/OTR (H-E)' TL0C= 933 MD=9**

B12. (On your main job,) are you (HEAD) salaried, paid by the hour, or what?

2,301	28.7	1.	Salaried
3,345	29.9	5.	Paid by hour
998	11.3	7.	Other
18	0.1	9.	NA; DK
2,709	30.1	0.	Inap.: not working for money now (V18095=5)

**V18104 'B13 PAY/HR-SALARY (HD-E)' TL0C= 934- 937 MD=9999**

B13. How much is your salary?

% nonzero = 28.7

mean nonzero, excluding missing data = 15.959 (with implied decimals)

The values for this variable represent dollars and cents per hour; if salary is given as an annual figure, it is divided by 2000 hours per year; if weekly, by 40 hours per week.

OSIRIS USERS: Note that this variable is defined in the dictionary as having no decimal places.

9998. \$99.98 or more per hour

9999. NA; DK

0000. Inap.: not working for money now (V18095=5); is not salaried (V18103=3, 7 or 9)

**V18105 'B14 WTR SAL PD OT (HD-E)' TL0C= 938 MD=9**

B14. If you were to work more hours than usual during some week, would you get paid for those extra hours of work?

607	6.4	1.	Yes
1,683	22.1	5.	No
11	0.1	9.	NA; DK
7,070	71.3	0.	Inap.: not working for money now (V18095=5); is not salaried (V18103=3, 7 or 9)

**V18106 'B15 PAY/HR-SLRYOT (HD-E)' TL0C= 939- 942 MD=9999**

B15. About how much would you make per hour for those extra hours?

% nonzero = 6.4

mean nonzero, excluding missing data = 19.597 (with implied decimals)

The values for this variable represent dollars and cents per hour.

OSIRIS USERS: Note that this variable is defined in the dictionary as having no decimal places.

9998. \$99.98 or more per hour

9999. NA; DK

0000. Inap.: not working for money now (V18095=5); is not salaried (V18103=3, 7 or 9); would not get paid (V18105=5 or 9)

**V18107 'B16 PAY/HR-HOURLY (HD-E)' TL0C= 943- 946 MD=9999**

B16. What is your hourly wage rate for your regular work time?

220 - RAW DATA

% nonzero = 29.9  
 mean nonzero, excluding missing data = 10.233 (with implied decimals)

The values for this variable represent dollars and cents per hour.

OSIRIS USERS:

Note that this variable is defined in the dictionary as having no decimal places.

- 9998. \$99.98 or more per hour
- 9999. NA; DK
- 0000. Inap.: not working for money now (V18095=5); is not paid an hourly wage (V18103=1, 7 or 9)

V18108 'B17 PAY/HR-HRLY OT (H-E)' TL0C= 947- 950 MD=9999

B17. What is your hourly wage rate for overtime?

% nonzero = 26.8  
 mean nonzero, excluding missing data = 15.000 (with implied decimals)

The values for this variable represent dollars and cents per hour.

OSIRIS USERS:

Note that this variable is defined in the dictionary as having no decimal places.

- 9998. \$99.98 or more per hour
- 9999. NA; DK
- 0000. Inap.: not working for money now (V18095=5); is not paid an hourly wage (V18103=1, 7 or 9)

V18109 'B18 HOW PAID-OTR (HD-E)' TL0C= 951 MD=9

B18. How is that?-NEITHER SALARIED NOR PAID HOURLY

83	0.7	1.	Piecework; hourly plus piecework/production
171	2.3	2.	Commission
24	0.4	3.	Tips; tips and salary/hourly wage
103	1.3	4.	Hourly/salary plus commission
261	3.5	5.	Self-employed; farmer; "profits"
300	2.5	6.	By the job/day/mile
42	0.5	7.	Other
14	0.1	9.	NA; DK
8,373	88.7	0.	Inap.: not working for money now (V18095=5); is paid a salary or hourly wage (V18103=1, 3 or 9)

V18110 'B19 PAY/HR-OTR OT (H-E)' TL0C= 952- 955 MD=9999

B19. If you worked an extra hour, how much would you earn for that hour?

% nonzero = 6.0  
 mean nonzero, excluding missing data = 26.377 (with implied decimals)

The values for this variable represent dollars and cents per hour.

OSIRIS USERS: Note that this variable is defined in the dictionary as having no decimal places.

- 9998. \$99.98 or more per hour
- 9999. NA; DK
- 0000. Inap.: nothing; not working for money now (V18095=5); is paid a salary or hourly wage (V18103=1, 3 or 9)

V18111 'B20 GET NEW JOB? (HD-E)' TL0C= 956 MD=9

B20. Have you (HEAD) been looking for another job during the past four weeks?

723	7.1	1.	Yes
5,927	62.8	5.	No

12	0.1	9.	NA; DK
2,709	30.1	0.	Inap.: not working for money now (V18095=5)
<b>V18112 'B21 DONE NOTHING (H-E)' TLOC= 957 MD=9</b>			
B21. What have you been doing the last four weeks to find another job? [CHECK ALL THAT APPLY]--			
<u>NOTHING</u>			
3	0.0	1.	Has done nothing at all
719	7.0	5.	Has done something to find another job
1	0.0	9.	NA; DK; Interviewer marked the "nothing" category as well as one or more of the activity categories
8,648	92.9	0.	Inap.: not working for money now (V18095=5); not looking for another job (V18111=5, 9)
<b>V18113 'B21 PUBLIC EMP AGCY(H-E)' TLOC= 958 MD=9</b>			
B21. What have you been doing the last four weeks to find another job? [CHECK ALL THAT APPLY]--			
<u>A. CHECKED WITH PUBLIC EMPLOYMENT AGENCY</u>			
124	1.1	1.	Has checked with public employment agency
597	5.9	5.	Has not checked with public employment agency; has done nothing at all (V18112=1)
2	0.0	9.	NA; DK; Interviewer marked the "nothing" category as well as one or more of the activity categories (V18112=9)
8,648	92.9	0.	Inap.: not working for money now (V18095=5); not looking for another job (V18111=5, 9)
<b>V18114 'B21 PRIVATE EMP AGY(H-E)' TLOC= 959 MD=9</b>			
B21. What have you been doing the last four weeks to find another job? [CHECK ALL THAT APPLY]--			
<u>B. CHECKED WITH PRIVATE EMPLOYMENT AGENCY</u>			
78	0.8	1.	Has checked with private employment agency
643	6.2	5.	Has not checked with private employment agency; has done nothing at all (V18112=1)
2	0.0	9.	NA; DK; Interviewer marked the "nothing" category as well as one or more of the activity categories (V18112=9)
8,648	92.9	0.	Inap.: not working for money now (V18095=5); not looking for another job (V18111=5, 9)
<b>V18115 'B21 CURR EMP DIRECT(H-E)' TLOC= 960 MD=9</b>			
B21. What have you been doing the last four weeks to find another job? [CHECK ALL THAT APPLY]--			
<u>C. CHECKED WITH CURRENT EMPLOYER DIRECTLY</u>			
74	0.7	1.	Has checked with current employer directly
647	6.4	5.	Has not checked with current employer directly; has done nothing at all (V18112=1)
2	0.0	9.	NA; DK; Interviewer marked the "nothing" category as well as one or more of the activity categories (V18112=9)
8,648	92.9	0.	Inap.: not working for money now (V18095=5); not looking for another job (V18111=5, 9)
<b>V18116 'B21 OTR EMPR DIRECT(H-E)' TLOC= 961 MD=9</b>			
B21. What have you been doing the last four weeks to find another job? [CHECK ALL THAT APPLY]--			
<u>D. CHECKED WITH OTHER EMPLOYER DIRECTLY</u>			
361	3.5	1.	Has checked with other employer directly
360	3.6	5.	Has not checked with other employer directly; has done nothing at all (V18112=1)
2	0.0	9.	NA; DK; Interviewer marked the "nothing" category as well as one or more of the activity categories (V18112=9)

8,648 92.9 0. Inap.: not working for money now (V18095=5); not looking for another job (V18111=5, 9)

V18117 'B21 FRIEND OR REL (H-E)' TLOC= 962 MD=9

B21. What have you been doing the last four weeks to find another job? [CHECK ALL THAT APPLY]--  
E. CHECKED WITH FRIENDS OR RELATIVES

224 2.2 1. Has checked with friends or relatives  
497 4.9 5. Has not checked with friends or relatives; has done nothing at all (V18112=1)  
2 0.0 9. NA; DK; Interviewer marked the "nothing" category as well as one or more of the activity categories (V18112=9)  
8,648 92.9 0. Inap.: not working for money now (V18095=5); not looking for another job (V18111=5, 9)

V18118 'B21 PLACE OR ANS AD(H-E)' TLOC= 963 MD=9

B21. What have you been doing the last four weeks to find another job? [CHECK ALL THAT APPLY]--  
F. PLACED OR ANSWERED ADS

241 2.5 1. Has placed or answered ads  
480 4.5 5. Has not placed or answered ads; has done nothing at all (V18112=1)  
2 0.0 9. NA; DK; Interviewer marked the "nothing" category as well as one or more of the activity categories (V18112=9)  
8,648 92.9 0. Inap.: not working for money now (V18095=5); not looking for another job (V18111=5, 9)

V18119 'B21 OTHER (H-E)' TLOC= 964 MD=9

B21. What have you been doing the last four weeks to find another job? [CHECK ALL THAT APPLY]--  
G. OTHER (SPECIFY):

The values for this variable in the range 1-8 represent the actual number of other mentions.

158 1.6 1. One mention  
8 0.1 2. Two mentions  
2 0.0 3. Three mentions  
4. Four mentions  
5. Five mentions  
6. Six mentions  
7. Seven mentions  
8. Eight or more mentions  
2 0.0 9. NA; DK; Interviewer marked the "nothing" category as well as one or more of the activity categories (V18112=9)  
9,201 98.3 0. Inap.: none; not working for money now (V18095=5); not looking for another job (V18111=5, 9); has done nothing at all (V18112=1)

V18120 'B23 #MO PRESENT EMP(H-E)' TLOC= 965- 967 MD=999

B23. How many years' experience do you (HEAD) have altogether with your present employer?

% nonzero = 58.7  
mean nonzero, excluding missing data = 99.8

The values for this variable in the range 001-997 represent the actual number of months Head has worked for the present employer.

001. One month or less  
998. Nine hundred ninety-eight months or more  
999. NA; DK  
000. Inap.: not working for money now (V18095=5); works for self only (V18096=3 or 9)

V18121 'B24 MO BEG PRES EMP(H-E)' TLOC= 968- 969 MD=99

B24. In what month and year did you start working for (your present employer/yourself)? Please give us your most recent start date if you have gone to work for (them/yourself) more than once. [IF NECESSARY: What would be your best guess? Did you start before 1989?]-MONTH

559	6.1	01.	January
483	5.2	02.	February
537	5.7	03.	March
526	5.5	04.	April
518	5.6	05.	May
579	6.1	06.	June
433	4.6	07.	July
554	6.0	08.	August
607	7.3	09.	September
480	5.0	10.	October
402	4.3	11.	November
334	3.5	12.	December
6	0.1	21.	Winter
19	0.2	22.	Spring
21	0.2	23.	Summer
9	0.1	24.	Fall/Autumn
474	3.5	98.	DK month
121	0.9	99.	NA month
2,709	30.1	00.	Inap.: not working for money now (V18095=5)

V18122 'B24 YR BEG PRES EMP(H-E)' TLOC= 970- 971 MD=99

B24. In what month and year did you start working for (your present employer/yourself)? Please give us your most recent start date if you have gone to work for (them/yourself) more than once. [IF NECESSARY: What would be your best guess? Did you start before 1989?]-YEAR

% nonzero = .69.9  
 mean nonzero, excluding missing data = 81.3

The values for this variable in the range 01-90 represent the last two digits of the year Head started working for his/her present employer.

- 96. 1989 or 1990, DK which
- 97. Before 1989, DK exact year
- 98. DK year
- 99. NA year
- 00. Inap.: not working for money now (V18095=5)

V18123 'B25 BEG WRK PRES POS H-E' TLOC= 972 MD=99

B25. Is that when you started working in your present (position/work situation)?

908	10.0	1.	Yes
86	0.9	5.	No
11	0.1	9.	NA; DK
8,366	88.9	0.	Inap.: not working for money now (V18095=5); did not begin working for present employer during 1989 (V18122=01-88, 90, 96-99)

V18124 'B26 MO BEG PRES POS(H-E)' TLOC= 973- 974 MD=99

B26. In what month and year did you start working in your present (position/work situation)?-MONTH

15	0.2	01.	January
12	0.1	02.	February
7	0.1	03.	March
3	0.0	04.	April
5	0.0	05.	May
6	0.0	06.	June
6	0.1	07.	July
3	0.0	08.	August

224 - RAW DATA

7	0.1	09.	September
9	0.1	10.	October
5	0.1	11.	November
7	0.1	12.	December
		21.	Winter
		22.	Spring
1	0.0	23.	Summer
		24.	Fall/Autumn
		98.	DK month
		99.	NA month
9,285	99.1	00.	Inap.: not working for money now (V18095=5); did not begin working for present employer during 1989 (V18122=01-88, 90, 96-99); position with present employer began in 1989 (V18123=1 or 9)

V18125 'B26 YR BEG PRES POS(H-E)' TLOC= 975- 976 MD=99

B26. In what month and year did you start working in your present (position/work situation)?-YEAR

---

45	0.5	89.	1989
41	0.4	90.	1990
		98.	DK year
		99.	NA year
9,285	99.1	00.	Inap.: not working for money now (V18095=5); did not begin working for present employer during 1989 (V18122=01-88, 90, 96-99); position with present employer began in 1989 (V18123=1 or 9)

V18126 'B27 CHGE POS IN 89(HD-E)' TLOC= 977 MD=9

B27. Did you change (positions/work situations) with this employer at any time during 1989?

---

7	0.0	1.	Yes
33	0.4	5.	No
1	0.0	9.	NA; DK
9,330	99.6	0.	Inap.: not working for money now (V18095=5); did not begin working for present employer during 1989 (V18122=01-88, 90, 96-99); position with present employer began in 1989 (V18123=1 or 9); position with present employer began before 1990 (V18125=89, 97-99)

V18127 'B28 MO CHGE POS (HD-E)' TLOC= 978- 979 MD=99

B28. In what month did that happen?

---

		01.	January
1	0.0	02.	February
		03.	March
2	0.0	04.	April
1	0.0	05.	May
		06.	June
1	0.0	07.	July
1	0.0	08.	August
		09.	September
		10.	October
		11.	November
1	0.0	12.	December
		21.	Winter
		22.	Spring
		23.	Summer
		24.	Fall/Autumn
		98.	DK month
		99.	NA month
9,364	100.0	00.	Inap.: not working for money now (V18095=5); did not begin working for present employer during 1989 (V18122=01-88, 90, 96-99); position with present employer began in 1989 (V18123=1 or 9); position with present employer began



before 1990 (V18125=89, 97-99); did not change positions with present employer in 1989 (V18126=5 or 9)

V18128 'B29 TYPE OF CHGE (HD-E)' TL0C= 980 MD=9

B29. Was that a promotion with higher pay, a major change in your duties but with the same pay, or what?

---

31	0.3	1.	Promotion with higher pay
12	0.1	5.	Major change in duties but with the same pay
5	0.1	7.	Other
4	0.1	9.	NA; DK
9,319	99.4	0.	Inap.: not working for money now (V18095=5); did not begin working for present employer during 1989 (V18122=01-88, 90, 96-99); position with present employer began in 1989 (V18123=1 or 9); position with present employer began before 1989 (V18125=97-99); did not change positions with present employer in 1989 (V18126=5 or 9)

V18129 'B30 MO BEG PRES POS(H-E)' TL0C= 981- 982 MD=99

B30. In what month and year did you start working in your present (position/work situation)?-MONTH

---

109	1.0	01.	January
123	1.2	02.	February
125	1.2	03.	March
105	1.1	04.	April
66	0.5	05.	May
50	0.3	06.	June
20	0.1	07.	July
12	0.0	08.	August
5	0.0	09.	September
9	0.0	10.	October
		11.	November
		12.	December
		21.	Winter
		22.	Spring
		23.	Summer
		24.	Fall/Autumn
23	0.1	98.	DK month
		99.	NA month
8,724	94.3	00.	Inap.: not working for money now (V18095=5); position with present employer began before 1990 (V18122=01-89, 97-99)

V18130 'B30 YR BEG PRES POS(H-E)' TL0C= 983- 984 MD=99

B30. In what month and year did you start working in your present (position/work situation)?-YEAR

---

3	0.1	89.	1989
641	5.6	90.	1990
1	0.0	98.	DK year
2	0.0	99.	NA year
8,724	94.3	00.	Inap.: not working for money now (V18095=5); position with present employer began before 1990 (V18122=01-89, 97-99)

V18131 'B31 MO BEG PRES POS(H-E)' TL0C= 985- 986 MD=99

B31. In what month and year did you start working in your present (position/work situation)?-MONTH

---

383	4.8	01.	January
298	3.4	02.	February
346	3.9	03.	March
339	3.8	04.	April
318	3.5	05.	May
398	4.4	06.	June
332	3.7	07.	July
399	4.6	08.	August

226 - RAW DATA

428	5.1	09.	September
316	3.6	10.	October
286	3.0	11.	November
234	2.3	12.	December
6	0.1	21.	Winter
18	0.2	22.	Spring
17	0.1	23.	Summer
12	0.1	24.	Fall/Autumn
621	4.8	98.	DK month
259	1.9	99.	NA month
4,361	46.8	00.	Inap.: not working for money now (V18095=5); position with present employer began during 1989 or 1990 (V18122=89, 90 or 96)

V18132 'B31 YR BEG PRES POS(H-E)' TLOC= 987- 988 MD=99

B31. In what month and year did you start working in your present (position/  
work situation)?-YEAR

---

% nonzero = 53.2  
mean nonzero, excluding missing data = 82.3

The values for this variable in the range 01-90 represent the last two digits of the year Head started working in his/her present position or work situation.

- 96. 1989 or 1990; DK which
- 97. Before 1989, DK exact year
- 98. DK year
- 99. NA year
- 00. Inap.: not working for money now (V18095=5); position with present employer began during 1989 or 1990 (V18122=89, 90 or 96)

V18133 'B32 CHGE POS IN 89(HD-E)' TLOC= 989 MD=9

B32. Did you change (positions/work situations) with this employer at any time during 1989?

---

31	0.4	1.	Yes
150	1.5	5.	No
20	0.2	9.	NA; DK
9,170	97.9	0.	Inap.: not working for money now (V18095=5); position with present employer began during 1989 or 1990 (V18122=89, 90, 96); position with present employer began before 1990 (V18132=01-89, 97-99)

V18134 'B33 MO CHGE POS (HD-E)' TLOC= 990- 991 MD=99

B33. In what month did that happen?

---

2	0.0	01.	January
2	0.0	02.	February
1	0.0	03.	March
3	0.0	04.	April
2	0.0	05.	May
2	0.0	06.	June
2	0.0	07.	July
4	0.1	08.	August
2	0.0	09.	September
3	0.0	10.	October
4	0.1	11.	November
1	0.0	12.	December
		21.	Winter
		22.	Spring
1	0.0	23.	Summer
		24.	Fall/Autumn
1	0.0	98.	DK month
1	0.0	99.	NA month

9,340 99.6 00. Inap.: not working for money now (V18095=5); position with present employer began during 1989 or 1990 (V18122=89, 90, 96); position with present employer began before 1990 (V18132=01-88, 97-99); did not change position during 1989 (V18133=5 or 9)

V18135 'B34 TYPE OF CHGE (HD-E)' TLOC= 992 MD=9

B34. Was that a promotion with higher pay, a major change in your duties but with the same pay, or what?

209	2.5	1.	Promotion with higher pay
127	1.6	5.	Major change in duties but with the same pay
49	0.6	7.	Other
54	0.6	9.	NA; DK
8,932	94.7	0.	Inap.: not working for money now (V18095=5); position with present employer began during 1989 or 1990 (V18122=89, 90, 96); position with present employer began before 1989 (V18132=01-88, 97-99); did not change position during 1989 (V18133=5 or 9)

V18136 'B35-6 BEG OCC PRES EMP-H' TLOC= 993- 995 MD=999

B35. What was your (HEAD'S) occupation when you started working for that employer in 1989? What sort of work did you do?

B36. What were your most important activities or duties?

The 3-digit occupation code from 1970 Census of Population; Alphabetical Index of Industries and Occupation issued June 1971 by the U.S. Department of Commerce and the Bureau of the Census was used for this variable. Please refer to Appendix 2, Wave XIV documentation, for complete listings.

4	0.0	001-195.	Professional, Technical, and Kindred Workers
5	0.1	201-245.	Managers and Administrators, Except Farm
6	0.1	260-285.	Sales Workers
12	0.2	301-395.	Clerical and Kindred Workers
10	0.1	401-600.	Craftsmen and Kindred Workers
16	0.1	601-695.	Operatives, Except Transport
3	0.0	701-715.	Transport Equipment Operatives
12	0.1	740-785.	Laborers, Except Farm
		801-802.	Farmers and Farm Managers
		821-824.	Farm Laborers and Farm Foremen
11	0.1	901-965.	Service Workers, Except Private Household
		980-984.	Private Household Workers
7	0.1	999.	NA; DK
9,285	99.1	000.	Inap.: not working for money now (V18095=5); did not begin working for present employer during 1989 (V18122=01-88, 90, 96-99); same position as in 1989 (V18123=1 or 9)

V18137 'B37 STARTING WAGE (H-E)' TLOC= 996- 999 MD=9999

B37. What was your starting salary or wage at that time?

% nonzero = 11.0

mean nonzero, excluding missing data = 9.643 (with implied decimals)

The values for this variable represent dollars and cents per hour. For calculation of hourly rates from salary amounts, the hours per week worked from question B38 were used. Annual salaries were divided by the answer to B38 times 52 weeks; monthly salaries by B38 times 4.3 weeks.

OSIRIS USERS:

Note that this variable is defined in the dictionary as having no decimal places.

9998. \$99.98 per hour or more

9999. NA; DK

000C. Inap.: not working for money now (V18095=5); did not begin working for present employer during 1989 (V18122=01-88, 90, 96-99)

**V18138 'B38 STARTING HR/WK (H-E)' TLOC= 1000- 1001 MD=99**

**B38. And how many hours a week did you work when you started?**

% nonzero = 11.1  
mean nonzero, excluding missing data = 41.5

The values for this variable represent the actual number of hours per week Head worked.

- 01. One hour or less per week
- 98. Ninety-eight hours or more per week
- 99. NA; DK
- 00. Inap.: not working for money now (V18095=5); did not begin working for present employer during 1989 (V18122=01-88, 90, 96-99)

**V18139 'B39 PRES EMP JAN89 (H-E)' TLOC= 1002 MD=9**

**B39. In which months during 1989 were you working for that employer as your main job?-JANUARY 1989**

4,971	52.9	1.	Was working on this job at least part of this month
26	0.1	9.	NA; DK
4,374	47.0	0.	Inap.: did not work on this job at all during this month; not working for money now (V18095=5); present position began in 1990 (V18122=90 or 96)

**V18140 'B39 PRES EMP FEB89 (H-E)' TLOC= 1003 MD=9**

**B39. In which months during 1989 were you working for that employer as your main job?-FEBRUARY 1989**

5,016	53.5	1.	Was working on this job at least part of this month
26	0.1	9.	NA; DK
4,329	46.3	0.	Inap.: did not work on this job at all during this month; not working for money now (V18095=5); present position began in 1990 (V18122=90 or 96)

**V18141 'B39 PRES EMP MAR89 (H-E)' TLOC= 1004 MD=9**

**B39. In which months during 1989 were you working for that employer as your main job?-MARCH 1989**

5,107	54.5	1.	Was working on this job at least part of this month
26	0.1	9.	NA; DK
4,238	45.4	0.	Inap.: did not work on this job at all during this month; not working for money now (V18095=5); present position began in 1990 (V18122=90 or 96)

**V18142 'B39 PRES EMP APR89 (H-E)' TLOC= 1005 MD=9**

**B39. In which months during 1989 were you working for that employer as your main job?-APRIL 1989**

5,183	55.2	1.	Was working on this job at least part of this month
27	0.1	9.	NA; DK
4,161	44.6	0.	Inap.: did not work on this job at all during this month; not working for money now (V18095=5); present position began in 1990 (V18122=90 or 96)

**V18143 'B39 PRES EMP MAY89 (H-E)' TLOC= 1006 MD=9**

**B39. In which months during 1989 were you working for that employer as your main job?-MAY 1989**

5,269	56.2	1.	Was working on this job at least part of this month
-------	------	----	---

27	0.1	9.	NA; DK
4,075	43.7	0.	Inap.: did not work on this job at all during this month; not working for money now (V18095=5); present position began in 1990 (V18122=90 or 96)
<b>V18144 'B39 PRES EMP JUN89 (H-E)' TL0C= 1007 MD=9</b>			
B39. In which months during 1989 were you working for that employer as your main job?-JUNE 1989			
5,308	56.5	1.	Was working on this job at least part of this month
27	0.1	9.	NA; DK
4,036	43.4	0.	Inap.: did not work on this job at all during this month; not working for money now (V18095=5); present position began in 1990 (V18122=90 or 96)
<b>V18145 'B39 PRES EMP JUL89 (H-E)' TL0C= 1008 MD=9</b>			
B39. In which months during 1989 were you working for that employer as your main job?-JULY 1989			
5,317	56.3	1.	Was working on this job at least part of this month
26	0.1	9.	NA; DK
4,028	43.5	0.	Inap.: did not work on this job at all during this month; not working for money now (V18095=5); present position began in 1990 (V18122=90 or 96)
<b>V18146 'B39 PRES EMP AUG89 (H-E)' TL0C= 1009 MD=9</b>			
B39. In which months during 1989 were you working for that employer as your main job?-AUGUST 1989			
5,457	58.0	1.	Was working on this job at least part of this month
25	0.1	9.	NA; DK
3,889	41.8	0.	Inap.: did not work on this job at all during this month; not working for money now (V18095=5); present position began in 1990 (V18122=90 or 96)
<b>V18147 'B39 PRES EMP SEP89 (H-E)' TL0C= 1010 MD=9</b>			
B39. In which months during 1989 were you working for that employer as your main job?-SEPTEMBER 1989			
5,612	60.0	1.	Was working on this job at least part of this month
26	0.1	9.	NA; DK
3,733	39.9	0.	Inap.: did not work on this job at all during this month; not working for money now (V18095=5); present position began in 1990 (V18122=90 or 96)
<b>V18148 'B39 PRES EMP OCT89 (H-E)' TL0C= 1011 MD=9</b>			
B39. In which months during 1989 were you working for that employer as your main job?-OCTOBER 1989			
5,700	61.0	1.	Was working on this job at least part of this month
26	0.1	9.	NA; DK
3,645	38.9	0.	Inap.: did not work on this job at all during this month; not working for money now (V18095=5); present position began in 1990 (V18122=90 or 96)
<b>V18149 'B39 PRES EMP NOV89 (H-E)' TL0C= 1012 MD=9</b>			
B39. In which months during 1989 were you working for that employer as your main job?-NOVEMBER 1989			
5,767	62.0	1.	Was working on this job at least part of this month
25	0.1	9.	NA; DK

## 230 - RAW DATA

3,579 37.9 0. Inap.: did not work on this job at all during this month;  
not working for money now (V18095=5); present position  
began in 1990 (V18122=90 or 96)

## V18150 'B39 PRES EMP DEC89 (H-E)' TLOC= 1013 MD=9

B39. In which months during 1989 were you working for that employer as your  
main job?-DECEMBER 1989

5,828	62.6	1.	Was working on this job at least part of this month
25	0.1	9.	NA; DK
3,518	37.3	0.	Inap.: did not work on this job at all during this month; not working for money now (V18095=5); present position began in 1990 (V18122=90 or 96)

The following variables (V18151-V18182) pertain to other main-job employers  
during 1989. Information contained in these variables is not necessarily  
about the immediately prior employer during 1989. In order to analyze the  
data on all 1989 employers, we recommend using the Work History Supplement  
Files.

## V18151 'B40 OTR EMP 1989 (HD-E)' TLOC= 1014 MD=9

B40. Did you have any (other) main-job employers at any time during 1989?  
Again, if you were self-employed on a main job, count yourself as an  
employer.

1,297	13.4	1.	Yes
5,359	56.5	5.	No
6	0.0	9.	NA; DK
2,709	30.1	0.	Inap.: not working for money now (V18095=5)

## V18152 'B41 MO BEG OTR POS(HD-E)' TLOC= 1015- 1016 MD=99

B41. In what month and year did you start working for that (other) main-job  
employer?-MONTH

165	1.7	01.	January
83	0.7	02.	February
103	1.1	03.	March
96	1.1	04.	April
74	0.9	05.	May
117	1.0	06.	June
80	0.8	07.	July
88	1.1	08.	August
97	1.1	09.	September
86	1.1	10.	October
67	0.7	11.	November
51	0.6	12.	December
2	0.0	21.	Winter
3	0.0	22.	Spring
3	0.0	23.	Summer
3	0.0	24.	Fall/Autumn
102	0.8	98.	DK month
77	0.7	99.	NA month
8,074	86.6	00.	Inap.: not working for money now (V18095=5); no other main-job employer during 1989 (V18151=5 or 9)

## V18153 'B41 YR BEG OTR POS(HD-E)' TLOC= 1017- 1018 MD=99

B41. In what month and year did you start working for that (other) main-job  
employer?-YEAR

% nonzero = 13.4  
mean nonzero, excluding missing data = 85.9

The values for this variable in the range 01-89 represent the last two digits  
of the year Head started working for his/her other main-job employer.

97. Before 1989, DK exact year  
98. DK year at all

99. NA

00. Inap.: not working for money now (V18095=5); no other main-job employer during 1989 (V18151=5 or 9)

V18154 'B42 OTR EMP JAN89 (H-E)' TL0C= 1019 MD=9

B42. In which months during 1989 were you working for that employer?--JANUARY 1989

901	9.6	1.	Was working on this job at least part of this month
16	0.1	9.	NA; DK
8,454	90.3	0.	Inap.: did not work on this job at all during this month; not working for money now (V18095=5); no other main-job employer during 1989 (V18151=5 or 9)

V18155 'B42 OTR EMP FEB89 (H-E)' TL0C= 1020 MD=9

B42. In which months during 1989 were you working for that employer?--FEBRUARY 1989

906	9.6	1.	Was working on this job at least part of this month
17	0.1	9.	NA; DK
8,448	90.3	0.	Inap.: did not work on this job at all during this month; not working for money now (V18095=5); no other main-job employer during 1989 (V18151=5 or 9)

V18156 'B42 OTR EMP MAR89 (H-E)' TL0C= 1021 MD=9

B42. In which months during 1989 were you working for that employer?--MARCH 1989

915	9.5	1.	Was working on this job at least part of this month
21	0.1	9.	NA; DK
8,435	90.4	0.	Inap.: did not work on this job at all during this month; not working for money now (V18095=5); no other main-job employer during 1989 (V18151=5 or 9)

V18157 'B42 OTR EMP APR89 (H-E)' TL0C= 1022 MD=9

B42. In which months during 1989 were you working for that employer?--APRIL 1989

898	9.3	1.	Was working on this job at least part of this month
20	0.1	9.	NA; DK
8,453	90.6	0.	Inap.: did not work on this job at all during this month; not working for money now (V18095=5); no other main-job employer during 1989 (V18151=5 or 9)

V18158 'B42 OTR EMP MAY89 (H-E)' TL0C= 1023 MD=9

B42. In which months during 1989 were you working for that employer?--MAY 1989

857	8.6	1.	Was working on this job at least part of this month
20	0.1	9.	NA; DK
8,494	91.3	0.	Inap.: did not work on this job at all during this month; not working for money now (V18095=5); no other main-job employer during 1989 (V18151=5 or 9)

V18159 'B42 OTR EMP JUN89 (H-E)' TL0C= 1024 MD=9

B42. In which months during 1989 were you working for that employer?--JUNE 1989

816	7.9	1.	Was working on this job at least part of this month
17	0.1	9.	NA; DK
8,538	91.9	0.	Inap.: did not work on this job at all during this month; not working for money now (V18095=5); no other main-job employer during 1989 (V18151=5 or 9)

## V18160 'B42 OTR EMP JUL89 (H-E)' TL0C= 1025 MD=9

B42. In which months during 1989 were you working for that employer?-JULY 1989

759	7.4	1.	Was working on this job at least part of this month
18	0.1	9.	NA; DK
8,594	92.5	0.	Inap.: did not work on this job at all during this month; not working for money now (V18095=5); no other main-job employer during 1989 (V18151=5 or 9)

## V18161 'B42 OTR EMP AUG89 (H-E)' TL0C= 1025 MD=9

B42. In which months during 1989 were you working for that employer?-AUGUST 1989

699	6.8	1.	Was working on this job at least part of this month
16	0.1	9.	NA; DK
8,656	93.1	0.	Inap.: did not work on this job at all during this month; not working for money now (V18095=5); no other main-job employer during 1989 (V18151=5 or 9)

## V18162 'B42 OTR EMP SEP89 (H-E)' TL0C= 1027 MD=9

B42. In which months during 1989 were you working for that employer?-SEPTEMBER 1989

620	6.0	1.	Was working on this job at least part of this month
17	0.1	9.	NA; DK
8,734	93.9	0.	Inap.: did not work on this job at all during this month; not working for money now (V18095=5); no other main-job employer during 1989 (V18151=5 or 9)

## V18163 'B42 OTR EMP OCT89 (H-E)' TL0C= 1028 MD=9

B42. In which months during 1989 were you working for that employer?-OCTOBER 1989

532	5.2	1.	Was working on this job at least part of this month
18	0.1	9.	NA; DK
8,821	94.7	0.	Inap.: did not work on this job at all during this month; not working for money now (V18095=5); no other main-job employer during 1989 (V18151=5 or 9)

## V18164 'B42 OTR EMP NOV89 (H-E)' TL0C= 1029 MD=9

B42. In which months during 1989 were you working for that employer?-NOVEMBER 1989

456	4.3	1.	Was working on this job at least part of this month
19	0.1	9.	NA; DK
8,896	95.6	0.	Inap.: did not work on this job at all during this month; not working for money now (V18095=5); no other main-job employer during 1989 (V18151=5 or 9)

## V18165 'B42 OTR EMP DEC89 (H-E)' TL0C= 1030 MD=9

B42. In which months during 1989 were you working for that employer?-DECEMBER 1989

387	3.6	1.	Was working on this job at least part of this month
18	0.1	9.	NA; DK
8,966	96.3	0.	Inap.: did not work on this job at all during this month; not working for money now (V18095=5); no other main-job employer during 1989 (V18151=5 or 9)

## V18166 'B43 WORK SELF/OTR?(HD-E)' TL0C= 1031 MD=9

B43. On this main job, were you (HEAD) self-employed, were you employed by someone else, or what?



1,179	12.2	1.	Someone else only
9	0.1	2.	Both someone else and self
99	1.1	3.	Self-employed only
10	0.0	9.	NA; DK
8,074	86.6	0.	Inap.: not working for money now (V18095=5); no other main-job employer during 1989 (V18151=5 or 9)

**V18167 'B44 CORP/UNCORP BUS(H-E)' TL0C= 1032 MD=9**

B44. Was that an unincorporated business or a corporation?

92	1.0	1.	Unincorporated
11	0.1	2.	Corporation
		8.	DK
5	0.1	9.	NA
9,263	98.8	0.	Inap.: not working for money now (V18095=5); no other main-job employer during 1989 (V18151=5 or 9); worked for someone else only (V18166=1 or 9)

**V18168 'B45 WRK GOV-OTR EMP? W-E' TL0C= 1033 MD=9**

B45. Did you (HEAD) work for the federal, state, or local government, a private company, or what?

39	0.4	1.	Federal government
42	0.5	2.	State government
40	0.4	3.	Local government; public school system
1,045	10.9	4.	Private company; non-government
1	0.0	7.	Other
12	0.1	9.	NA; Don't Know
8,192	87.8	0.	Inap.: not working for money now (V18095=5); no other main-job employer during 1989 (V18151=5 or 9); worked for self only or also employed by someone else (V18166=2, 3 or 9)

**V18169 'B46-47 OCC OTR EMP (H-E)' TL0C= 1034- 1036 MD=999**

B46. What was your occupation when you first started working for them? What sort of work did you do?

B47. What were your most important activities or duties?

The 3-digit occupation code from 1970 Census of Population; Alphabetical Index of Industries and Occupation issued June 1971 by the U.S. Department of Commerce and the Bureau of the Census was used for this variable. Please refer to Appendix 2, Wave XIV documentation, for complete listings.

150	2.0	001-195.	Professional, Technical, and Kindred Workers
96	1.3	201-245.	Managers and Administrators, Except Farm
80	1.2	260-285.	Sales Workers
147	1.7	301-395.	Clerical and Kindred Workers
217	2.2	401-600.	Craftsmen and Kindred Workers
156	1.2	601-695.	Operatives, Except Transport
89	0.7	701-715.	Transport Equipment Operatives
120	0.9	740-785.	Laborers, Except Farm
6	0.1	801-802.	Farmers and Farm Managers
30	0.2	821-824.	Farm Laborers and Farm Foremen
187	1.8	901-965.	Service Workers, Except Private Household
7	0.1	980-984.	Private Household Workers
12	0.0	999.	NA; DK
8,074	86.6	000.	Inap.: not working for money now (V18095=5); no other main-job employer during 1989 (V18151=5 or 9)

**V18170 'B48 IND OTR EMP (H-E)' TL0C= 1037- 1039 MD=999**

B48. What kind of business or industry was that in?

The 3-digit industry code from 1970 Census of Population; Alphabetical Index of Industries and Occupations issued June 1971 by the U.S. Department of Commerce and the Bureau of the Census was used for this variable. Please refer to Appendix 2, Wave XIV documentation, for complete listings.

61	0.5	017-028.	Agriculture, Forestry, and Fisheries
----	-----	----------	--------------------------------------

234 - RAW DATA

7	0.1	047-057.	Mining
148	1.3	067-077.	Construction
225	2.1	107-398.	Manufacturing
85	0.9	407-479.	Transportation, Communications, and Other Public Utilities
302	3.6	507-698.	Wholesale and Retail Trade
52	0.5	707-718.	Finance, Insurance, and Real Estate
109	1.1	727-759.	Business and Repair Services
45	0.5	769-798.	Personal Services
14	0.2	807-809.	Entertainment and Recreation Services
173	2.2	828-897.	Professional and Related Services
51	0.5	907-937.	Public Administration
25	0.2	999.	NA; DK
8,074	86.6	000.	Inap.: not working for money now (V18095=5); no other main-job employer during 1989 (V18151=5 or 9)

V18171 'B49 START WAGE OTR EMP-H' TLOC= 1040- 1043 MD=9999

B49. What was your starting wage or salary with that employer?

% nonzero = 13.3

mean nonzero, excluding missing data = 7.682 (with implied decimals)

The values for this variable represent dollars and cents per hour. For calculation of hourly rates from salary amounts, the hours per week worked from question B50 were used. Annual salaries were divided by the answer to B50 times 52 weeks; monthly salaries by B50 times 4.3 weeks.

OSIRIS USERS: Note that this variable is defined in the dictionary as having no decimal places.

9998. \$99.98 per hour or more

9999. NA; DK

0000. Inap.: not working for money now (V18095=5); no other main-job employer during 1989 (V18151=5 or 9)

V18172 'B50 BEG HR/WK OTR EMP-HD' TLOC= 1044- 1045 MD=99

B50. And how many hours a week did you work when you first started?

% nonzero = 13.4

mean nonzero, excluding missing data = 41.3

The values for this variable represent the actual number of hours per week Head worked.

98. Ninety-eight hours per week or more

99. NA; DK

00. Inap.: not working for money now (V18095=5); no other main-job employer during 1989 (V18151=5 or 9)

V18173 'B51 CHG POS OTR EMP(H-E)' TLOC= 1046 MD=9

B51. During 1989, did your job title or position with that main job employer change?

94 0.9 1. Yes

1,164 12.1 5. No

39 0.4 9. NA; DK

8,074 86.6 0. Inap.: not working for money now (V18095=5); no other main-job employer during 1989 (V18151=5 or 9)

V18174 'B52 MO CHGE POS (HD-E)' TLOC= 1047- 1048 MD=99

B52. In what month did that happen?

22 0.2 01. January

9 0.1 02. February

6 0.1 03. March

4 0.1 04. April

8 0.1 05. May

6	0.1	06.	June
5	0.0	07.	July
6	0.1	08.	August
6	0.1	09.	September
5	0.1	10.	October
4	0.0	11.	November
3	0.0	12.	December
		21.	Winter
1	0.0	22.	Spring
		23.	Summer
		24.	Fall/Autumn
6	0.0	98.	DK month
3	0.0	99.	NA month
9,277	99.1	00.	Inap.: not working for money now (V18095=5); no other main-job employer during 1989 (V18151=5 or 9); did not change job title or position in 1989 (V18173=5 or 9)

V18175 'B53 TYPE CHG OTR EMP H-E' TL0C= 1049 MD=9

B53. Was that a promotion with higher pay, a major change in your duties but with the same pay, or what?

57	0.5	1.	Promotion with higher pay
21	0.2	5.	Major change in duties but with same pay
15	0.2	7.	Other
1	0.0	9.	NA; DK
9,277	99.1	0.	Inap.: not working for money now (V18095=5); no other main-job employer during 1989 (V18151=5 or 9); did not change job title or position in 1989 (V18173=5 or 9)

V18176 'B54 STOP WRK OTR EMP H-E' TL0C= 1050 MD=9

B54. Have you stopped working for that main job employer?

1,256	13.1	1.	Yes
38	0.3	5.	No
3	0.0	9.	NA; DK
8,074	86.6	0.	Inap.: not working for money now (V18095=5); no other main-job employer during 1989 (V18151=5 or 9)

V18177 'B55 MO END OTR EMP(HD-E)' TL0C= 1051- 1052 MD=99

B55. In what month and year did you stop working for that employer?-MONTH

118	1.2	01.	January
107	1.1	02.	February
123	1.4	03.	March
107	1.2	04.	April
114	1.2	05.	May
93	1.0	06.	June
86	0.7	07.	July
106	1.1	08.	August
111	1.1	09.	September
81	0.9	10.	October
80	0.8	11.	November
98	1.0	12.	December
		21.	Winter
2	0.0	22.	Spring
		23.	Summer
		24.	Fall/Autumn
2	0.0	98.	DK month
28	0.3	99.	NA month
8,115	86.9	00.	Inap.: not working for money now (V18095=5); no other main-job employer during 1989 (V18151=5 or 9); still working for other employer (V18176=5 or 9)

V18178 'B55 YR END OTR EMP(HD-E)' TL0C= 1053- 1054 MD=99

B55. In what month and year did you stop working for that employer?-YEAR

928	10.0	89.	1989
302	2.8	90.	1990
4	0.1	98.	DK year
22	0.2	99.	NA year
8,115	86.9	00.	Inap.: not working for money now (V18095=5); no other main-job employer during 1989 (V18151=5 or 9); still working for other employer (V18176=5 or 9)

**V18179 'B56 WHY LEFT DTR EMP H-E' TLDC= 1055 MD=9**B56. What happened with that employer--did the company go out of business, were you (HEAD) laid off, did you quit, or what?

89	0.9	1.	Company folded/changed hands/moved out of town; employer died/went out of business
2	0.0	2.	Strike; lockout
189	1.7	3.	Laid off; fired
829	8.9	4.	Quit; resigned; retired; pregnant; needed more money; just wanted a change in jobs; was self-employed before
40	0.4	7.	Other; transfer; any mention of armed services
53	0.6	8.	Job was completed; seasonal work; was a temporary job
54	0.6	9.	NA; DK
8,115	86.9	0.	Inap.: not working for money now (V18095=5); no other main-job employer during 1989 (V18151=5 or 9); still working for other employer (V18176=5 or 9)

**V18180 'B57 END WAGE DTR EMP H-E' TLDC= 1056- 1059 MD=9999**B57. What was your (HEAD'S) final wage or salary when you left that employer?

% nonzero = 13.0  
mean nonzero, excluding missing data = 9.579 (with implied decimals)

The values for this variable represent dollars and cents per hour. For calculation of hourly rates from salary amounts, the hours per week worked from question B58 were used. Annual salaries were divided by the answer to B58 times 52 weeks; monthly salaries by B58 times 4.3 weeks.

OSIRIS USERS: Note that this variable is defined in the dictionary as having no decimal places.

9998. \$99.98 per hour or more  
9999. NA; DK  
0000. Inap.: not working for money now (V18095=5); no other main-job employer during 1989 (V18151=5 or 9); still working for other employer (V18176=5 or 9)

**V18181 'B58 END HR/WK DTR EM H-E' TLDC= 1060- 1061 MD=99**B58. And how many hours a week did you work just before you left?

% nonzero = 13.1  
mean nonzero, excluding missing data = 41.4

The values for this variable represent the actual number of hours per week Head worked.

01. One hour or less per week  
98. Ninety-eight hours or more per week  
99. NA; DK  
00. Inap.: not working for money now (V18095=5); no other main-job employer during 1989 (V18151=5 or 9); still working for other employer (V18176=5 or 9)

**V18182 'B59 ANY OTR EMP 89 (H-E)' TLDC= 1062 MD=9**

B59. Did you have any other **main-job** employers at any time during 1989?  
(Remember to count yourself as an employer if you were self-employed  
then on a **main job**.)

286	3.1	1.	Yes
1,006	10.3	5.	No
5	0.0	9.	NA; DK
8,074	86.6	0.	Inap.: not working for money now (V18095=5); no other main-job employer during 1989 (V18151=5 or 9)

V18183 'B-# WRK HIST SUPPS (H-E)' TLOC= 1063- 1064

Number of Additional Work History Spells for Section B

% nonzero = 3.1  
mean nonzero = 1.4

The values for this variable represent the actual number of work history spells needed to complete the work history for 1989. These data are available as a separate file. Refer to Section I, Part 7 of this volume for more detail.

00. Inap.: not working for money now (V18095=5); no other main-job employer during 1989 (V18151=5 or 9); no other main-job employers in 1989 (V18182=5 or 9)

V18184 'B60 WTR OTRS ILL (HD-E)' TLOC= 1065 MD=9

B60. We're interested in how you (HEAD) spent your time from January through December 1989. I know you may have given me some of this information already, but my instructions are to ask these questions of everybody. Did you miss any work in 1989 because someone else was sick?

842	8.2	1.	Yes
5,809	61.6	5.	No
11	0.1	9.	NA; DK
2,709	30.1	0.	Inap.: not working for money now (V18095=5)

V18185 'B61 # WKS OTR ILL (HD-E)' TLOC= 1066- 1067 MD=99

B61. How much work did you miss?

% nonzero = 8.2  
mean nonzero, excluding missing data = 1.3

The values for this variable represent the actual number of weeks (01-52) Head missed through illness of other persons.

01. One week or less

99. NA; DK

00. Inap.: not working for money now (V18095=5); missed no work through illness of others (V18184=5 or 9)

V18186 'B63 WTR SELF ILL (HD-E)' TLOC= 1068 MD=9

B63. Did you miss any work in 1989 because you were sick?

2,507	29.4	1.	Yes
4,145	40.5	5.	No
10	0.1	9.	NA; DK
2,709	30.1	0.	Inap.: not working for money now (V18095=5)

V18187 'B64 # WKS SELF ILL(HD-E)' TLOC= 1069- 1070 MD=99

B64. How much work did you miss?

% nonzero = 29.4  
mean nonzero, excluding missing data = 2.2

The values for this variable represent the actual number of weeks (01-52) missed through Head's own illness.

01. One week or less  
 99. NA; DK  
 00. Inap.: not working for money now (V18095=5); missed no work through own illness (V18186=5 or 9)

V18188 'B66 WTR VACATION (HD-E)' TLOC= 1071 MD=9

B66. Did you take any vacation or time off during 1989?

4,602	52.4	1.	Yes
2,047	17.5	5.	No
13	0.1	9.	NA; DK
2,709	30.1	0.	Inap.: not working for money now (V18095=5)

V18189 'B67 # WK VACATION (HD-E)' TLOC= 1072- 1073 MD=99

B67. How much vacation or time off did you take?

% nonzero = 52.4  
 mean nonzero, excluding missing data = 3.5

The values for this variable represent the actual number of weeks (01-52) of vacation or time off taken by the Head.

01. One week or less  
 99. NA; DK  
 00. Inap.: not working for money now (V18095=5); took no vacation or time off (V18188=5 or 9)

V18190 'B69 WTR STRIKE (HD-E)' TLOC= 1074 MD=9

B69. Did you miss any work in 1989 because you were on strike?

35	0.4	1.	Yes
6,609	69.4	5.	No
18	0.2	9.	NA; DK
2,709	30.1	0.	Inap.: not working for money now (V18095=5)

V18191 'B70 # WK ON STRIKE (H-E)' TLOC= 1075- 1076 MD=99

B70. How much work did you miss?

% nonzero = 0.4  
 mean nonzero, excluding missing data = 5.7

The values for this variable represent the actual number of weeks (01-52) missed because of time Head spent on strike.

01. One week or less  
 99. NA; DK  
 00. Inap.: not working for money now (V18095=5); missed no work through strikes (V18190=5 or 9)

V18192 'B72 WTR UNEMPLOYED(HD-E)' TLOC= 1077 MD=9

B72. Did you miss any work in 1989 because you were unemployed and looking for work or temporarily laid off?

924	8.3	1.	Yes
5,716	61.3	5.	No
22	0.3	9.	NA; DK
2,709	30.1	0.	Inap.: not working for money now (V18095=5)

V18193 'B73 # WK UNEMPLOYED(H-E)' TLOC= 1078- 1079 MD=99

B73. How much work did you miss?

% nonzero = 8.3  
 mean nonzero, excluding missing data = 11.3

The values for this variable represent the actual number of weeks (01-52) missed due to unemployment or temporary layoff of Head.

- 01. One week or less
- 99. NA; DK
- 00. Inap.: not working for money now (V18095=5); was not unemployed or laid off (V18192=5 or 9)

V18194 'B75 WTR OUT LAB FRC(H-E)' TLOC= 1080 MD=9

B75. Were there any weeks in 1989 when you didn't have a job and were not looking for one?

407	4.6	1.	Yes
6,233	65.2	5.	No
22	0.1	9.	NA; DK
2,709	30.1	0.	Inap.: not working for money now (V18095=5)

V18195 'B76 #WK OUT LAB FRC(H-E)' TLOC= 1081- 1082 MD=99

B76. How much time was that?

% nonzero = 4.6  
mean nonzero, excluding missing data = 20.5

The values for this variable represent the actual number of weeks (01-52) that Head did not have a job and was not looking for one.

- 01. One week or less
- 99. NA; DK
- 00. Inap.: not working for money now (V18095=5); not out of labor force (V18194=5 or 9)

V18196 'B78 # WKS WORKED (HD-E)' TLOC= 1083- 1084 MD=99

B78. Then, how many weeks did you actually work on your main job(s) in 1989?

% nonzero = 69.3  
mean nonzero, excluding missing data = 46.2

The values for this variable represent the actual number of weeks (01-52) Head worked on his/her main job(s).

- 01. One week or less
- 99. NA; DK
- 00. Inap.: did not work at all in 1989; not working for money now (V18095=5)

V18197 'B79 # HR/WK WORKED (H-E)' TLOC= 1085- 1086 MD=99

B79. And, on the average, how many hours a week did you work on your main job(s) in 1989?

% nonzero = 69.3  
mean nonzero, excluding missing data = 43.1

The values for this variable represent the actual number of hours per week Head worked on his/her main job(s).

- 01. One hour or less
- 98. Ninety-eight hours or more
- 99. NA; DK
- 00. Inap.: not working for money now (V18095=5); did not work at all in 1989 (V18196=00)

V18198 'B80 WTR WORKED OT (HD-E)' TLOC= 1087 MD=9

B80. Did you work any overtime which isn't included in that?

1,795	16.8	1.	Yes
4,765	52.3	5.	No

## 240 - RAW DATA

19	0.1	9.	NA; DK
2,792	30.7	0.	Inap.: not working for money now (V18095=5); did not work at all in 1989 (V18196=00)

**V18199 'B82 WTR XTRA JOBS (HD-E)' TLOC= 1088 MD=9**

**B82. Did you (HEAD) have an extra job or other way of making money in addition to your main job(s) in 1989?**

---

1,040	12.5	1.	Yes
5,618	57.4	5.	No
4	0.0	9.	NA; DK
2,709	30.1	0.	Inap.: not working for money now (V18095=5)

**V18200 'B94-106 # XTRA JOBS(H-E)' TLOC= 1089 MD=9**

**B82. Did you (HEAD) have an extra job or other way of making money in addition to your main job(s) in 1989?**

**B94./B106. Did you have any other extra jobs in 1989?**

---

897	10.7	1.	One extra job
130	1.7	2.	Two extra jobs
9	0.1	3.	Three extra jobs
2	0.0	4.	Four extra jobs
1	0.0	5.	Five extra jobs
		6.	Six extra jobs
		7.	Seven extra jobs
1	0.0	8.	Eight or more extra jobs
		9.	NA; DK
8,331	87.5	0.	Inap.: not working for money now (V18095=5); no extra jobs (V18199=5 or 9)

**V18201 'B83 WORK FOR GOVT?(HD-E)' TLOC= 1090 MD=9**

**B83. Did you (HEAD) work for the federal, state or local government, a private company, or what?-FIRST EXTRA JOB**

---

66	0.6	1.	Federal government
43	0.6	2.	State government
60	1.0	3.	Local government; public school system
502	5.8	4.	Private company; non-government
341	4.4	5.	Self-employed
		7.	Other
28	0.2	9.	NA; Don't Know
8,331	87.5	0.	Inap.: not working for money now (V18095=5); no extra jobs (V18199=5 or 9)

**V18202 'B84-85 OCC-XTRA JOB1 H-E' TLOC= 1091- 1093 MD=999**

**B84. What was your occupation? What sort of work did you do?**

**B85. What were your most important activities or duties?-FIRST EXTRA JOB**

---

The 3-digit occupation code from 1970 Census of Population: Alphabetical Index of Industries and Occupation issued June 1971 by the U.S. Department of Commerce and the Bureau of the Census was used for this variable. Please refer to Appendix 2, Wave XIV documentation, for complete listings.

188	2.8	001-195.	Professional, Technical, and Kindred Workers
110	1.5	201-245.	Managers and Administrators, Except Farm
86	1.2	260-285.	Sales Workers
79	1.0	301-395.	Clerical and Kindred Workers
183	1.9	401-600.	Craftsmen and Kindred Workers
42	0.4	601-695.	Operatives, Except Transport
36	0.4	701-715.	Transport Equipment Operatives
77	0.7	740-785.	Laborers, Except Farm
39	0.5	801-802.	Farmers and Farm Managers
16	0.2	821-824.	Farm Laborers and Farm Foremen
161	1.7	901-965.	Service Workers, Except Private Household
14	0.1	980-984.	Private Household Workers
9	0.1	999.	NA; DK



8,331 87.5 000. Inap.: not working for money now (V18095=5); no extra jobs (V18199=5 or 9)

**V18203 'B86 IND XTRA JOB1 (H-E)' TLOC= 1094- 1096 MD=999**

**B86. What kind of business or industry was that in?-FIRST EXTRA JOB**

The 3-digit industry code from 1970 Census of Population; Alphabetical Index of Industries and Occupations issued June 1971 by the U.S. Department of Commerce and the Bureau of the Census was used for this variable. Please refer to Appendix 2, Wave XIV documentation, for complete listings.

90	1.1	017-028.	Agriculture, Forestry, and Fisheries
2	0.1	047-057.	Mining
76	0.8	067-077.	Construction
61	0.7	107-398.	Manufacturing
41	0.4	407-479.	Transportation, Communications, and Other Public Utilities
227	2.8	507-698.	Wholesale and Retail Trade
44	0.6	707-718.	Finance, Insurance, and Real Estate
105	1.0	727-759.	Business and Repair Services
57	0.7	769-798.	Personal Services
54	0.8	807-809.	Entertainment and Recreation Services
167	2.3	828-897.	Professional and Related Services
100	1.2	907-937.	Public Administration
16	0.1	999.	NA; DK

8,331 87.5 000. Inap.: not working for money now (V18095=5); no extra jobs (V18199=5 or 9)

**V18204 'B87 PAY/HR XTRA JB1(H-E)' TLOC= 1097- 1100 MD=9999**

**B87. About how much did you make at this?-FIRST EXTRA JOB**

% nonzero = 12.3  
mean nonzero, excluding missing data = 17.100 (with implied decimals)

The values for this variable represent dollars and cents per hour. If the amount was given as something other than an hourly rate, the same rules as those for V18104 were used.

OSIRIS USERS:

Note that this variable is defined in the dictionary as having no decimal places.

9998. \$99.98 or more per hour

9999. NA; DK

0000. Inap.: not working for money now (V18095=5); no extra jobs (V18199=5 or 9)

**V18205 'B88 # WKS XTRA JOB1(H-E)' TLOC= 1101- 1102 MD=99**

**B88. And, how many weeks did you work on this extra job in 1989?-FIRST EXTRA JOB**

% nonzero = 12.5  
mean nonzero, excluding missing data = 24.1

The values for this variable represent the actual number of weeks (01-52) Head worked on the first extra job.

01. One week or less

99. NA; DK

00. Inap.: not working for money now (V18095=5); no extra jobs (V18199=5 or 9)

**V18206 'B89 HR/WK XTRA JOB1(H-E)' TLOC= 1103- 1104 MD=99**

**B89. On the average, how many hours a week did you work on this job?-FIRST EXTRA JOB**

% nonzero = 12.5

mean nonzero, excluding missing data = 18.2

The values for this variable represent the actual number of hours per week Head worked on the first extra job.

- 01. One hour or less
- 98. Ninety-eight hours or more
- 99. NA; DK
- 00. Inap.: not working for money now (V18095=5); no extra jobs (V18199=5 or 9)

**V18207 'B90 MO BEG XJOB1 (H-E)' TLOC= 1105- 1106 MD=99**

B90. In what month and year did you start working for that employer?-MONTH  
BEGAN FIRST EXTRA JOB

110	1.3	01.	January
55	0.6	02.	February
51	0.5	03.	March
63	0.9	04.	April
67	0.8	05.	May
98	1.2	06.	June
56	0.6	07.	July
61	0.9	08.	August
90	1.2	09.	September
72	0.7	10.	October
63	0.9	11.	November
38	0.5	12.	December
		21.	Winter
3	0.0	22.	Spring
9	0.1	23.	Summer
1	0.0	24.	Fall/Autumn
119	1.4	98.	DK month
84	0.8	99.	NA month
8,331	87.5	00.	Inap.: not working for money now (V18095=5); no extra jobs during 1989 (V18199=5 or 9)

**V18208 'B90 YR BEG XJOB1 (H-E)' TLOC= 1107- 1108 MD=99**

B90. In what month and year did you start working for that employer?-YEAR  
BEGAN FIRST EXTRA JOB

% nonzero = 12.5  
mean nonzero, excluding missing data = 84.7

The values for this variable in the range 01-89 represent the last two digits of the year Head started working for his/her extra job employer.

- 97. Before 1989, DK exact year
- 98. DK year at all
- 99. NA
- 00. Inap.: not working for money now (V18095=5); no extra jobs during 1989 (V18199=5 or 9)

**V18209 'B91 WRK XJB1 JAN89 (H-E)' TLOC= 1109 MD=9**

B91. In which months during 1989 were you working for that employer?-JANUARY  
1989-FIRST EXTRA JOB

512	6.2	1.	Was working on this job at least part of this month
38	0.3	9.	NA; DK
8,821	93.4	0.	Inap.: did not work on this job at all during this month; not working for money now (V18095=5); no extra jobs during 1989 (V18199=5 or 9)

**V18210 'B91 WRK XJB1 FEB89 (H-E)' TLOC= 1110 MD=9**

B91. In which months during 1989 were you working for that employer?-  
FEBRUARY 1989-FIRST EXTRA JOB

542	6.6	1.	Was working on this job at least part of this month
-----	-----	----	---

38	0.3	9.	NA; DK
8,791	93.1	0.	Inap.: did not work on this job at all during this month; not working for money now (V18095=5); no extra jobs during 1989 (V18199=5 or 9)
<b>V18211 'B91 WRK XJB1 MAR89 (H-E)' TLOC= 1111 MD=9</b>			
B91. In which months during 1989 were you working for that employer?--MARCH 1989-FIRST EXTRA JOB			
571	6.8	1.	Was working on this job at least part of this month
37	0.3	9.	NA; DK
8,763	92.9	0.	Inap.: did not work on this job at all during this month; not working for money now (V18095=5); no extra jobs during 1989 (V18199=5 or 9)
<b>V18212 'B91 WRK XJB1 APR89 (H-E)' TLOC= 1112 MD=9</b>			
B91. In which months during 1989 were you working for that employer?--APRIL 1989-FIRST EXTRA JOB			
594	7.2	1.	Was working on this job at least part of this month
37	0.3	9.	NA; DK
8,740	92.5	0.	Inap.: did not work on this job at all during this month; not working for money now (V18095=5); no extra jobs during 1989 (V18199=5 or 9)
<b>V18213 'B91 WRK XJB1 MAY89 (H-E)' TLOC= 1113 MD=9</b>			
B91. In which months during 1989 were you working for that employer?--MAY 1989-FIRST EXTRA JOB			
606	7.4	1.	Was working on this job at least part of this month
37	0.3	9.	NA; DK
8,728	92.3	0.	Inap.: did not work on this job at all during this month; not working for money now (V18095=5); no extra jobs during 1989 (V18199=5 or 9)
<b>V18214 'B91 WRK XJB1 JUN89 (H-E)' TLOC= 1114 MD=9</b>			
B91. In which months during 1989 were you working for that employer?--JUNE 1989-FIRST EXTRA JOB			
634	7.6	1.	Was working on this job at least part of this month
36	0.3	9.	NA; DK
8,701	92.1	0.	Inap.: did not work on this job at all during this month; not working for money now (V18095=5); no extra jobs during 1989 (V18199=5 or 9)
<b>V18215 'B91 WRK XJB1 JUL89 (H-E)' TLOC= 1115 MD=9</b>			
B91. In which months during 1989 were you working for that employer?--JULY 1989-FIRST EXTRA JOB			
646	7.7	1.	Was working on this job at least part of this month
33	0.3	9.	NA; DK
8,692	92.0	0.	Inap.: did not work on this job at all during this month; not working for money now (V18095=5); no extra jobs during 1989 (V18199=5 or 9)
<b>V18216 'B91 WRK XJB1 AUG89 (H-E)' TLOC= 1116 MD=9</b>			
B91. In which months during 1989 were you working for that employer?--AUGUST 1989-FIRST EXTRA JOB			
647	7.7	1.	Was working on this job at least part of this month
32	0.3	9.	NA; DK

8,692 92.0 0. Inap.: did not work on this job at all during this month;  
not working for money now (V18095=5); no extra jobs during  
1989 (V18199=5 or 9)

**V18217 'B91 WRK XJB1 SEP89 (H-E)' TLOC= 1117 MD=9**

**B91. In which months during 1989 were you working for that employer?-  
SEPTEMBER 1989-FIRST EXTRA JOB**

657	7.9	1.	Was working on this job at least part of this month
32	0.3	9.	NA; DK
8,682	91.8	0.	Inap.: did not work on this job at all during this month; not working for money now (V18095=5); no extra jobs during 1989 (V18199=5 or 9)

**V18218 'B91 WRK XJB1 OCT89 (H-E)' TLOC= 1118 MD=9**

**B91. In which months during 1989 were you working for that employer?-OCTOBER  
1989-FIRST EXTRA JOB**

652	7.8	1.	Was working on this job at least part of this month
33	0.3	9.	NA; DK
8,686	91.9	0.	Inap.: did not work on this job at all during this month; not working for money now (V18095=5); no extra jobs during 1989 (V18199=5 or 9)

**V18219 'B91 WRK XJB1 NOV89 (H-E)' TLOC= 1119 MD=9**

**B91. In which months during 1989 were you working for that employer?-  
NOVEMBER 1989-FIRST EXTRA JOB**

637	7.7	1.	Was working on this job at least part of this month
32	0.3	9.	NA; DK
8,702	92.0	0.	Inap.: did not work on this job at all during this month; not working for money now (V18095=5); no extra jobs during 1989 (V18199=5 or 9)

**V18220 'B91 WRK XJB1 DEC89 (H-E)' TLOC= 1120 MD=9**

**B91. In which months during 1989 were you working for that employer?-  
DECEMBER 1989-FIRST EXTRA JOB**

615	7.5	1.	Was working on this job at least part of this month
32	0.3	9.	NA; DK
8,724	92.2	0.	Inap.: did not work on this job at all during this month; not working for money now (V18095=5); no extra jobs during 1989 (V18199=5 or 9)

**V18221 'B92 STOP WRK XJOB1 (H-E)' TLOC= 1121 MD=9**

**B92. Have you stopped working for that employer?-FIRST EXTRA JOB**

350	4.0	1.	Yes
675	8.4	5.	No
15	0.2	9.	NA; DK
8,331	87.5	0.	Inap.: not working for money now (V18095=5); no extra jobs during 1989 (V18199=5 or 9)

**V18222 'B93 MO END XJOB1 (HD-E)' TLOC= 1122- 1123 MD=99**

**B93. In what month and year was that?-MONTH ENDED FIRST EXTRA JOB**

26	0.2	01.	January
23	0.2	02.	February
27	0.3	03.	March
19	0.2	04.	April
23	0.3	05.	May
18	0.2	06.	June
30	0.4	07.	July
37	0.5	08.	August
32	0.3	09.	September

35	0.5	10.	October
28	0.3	11.	November
35	0.5	12.	December
		21.	Winter
		22.	Spring
		23.	Summer
		24.	Fall/Autumn
3	0.0	98.	DK month
14	0.1	99.	NA month
9,021	96.0	00.	Inap.: not working for money now (V18095=5); no extra jobs during 1989 (V18199=5 or 9); still working for extra job employer (V18221=5 or 9)

**V18223 'B93 YR END XJOB1 (HD-E)' TLOC= 1124- 1125 MD=99**

B93. In what month and year was that?-YEAR ENDED FIRST EXTRA JOB

281	3.4	89.	1989
63	0.6	90.	1990
1	0.0	98.	DK year
5	0.1	99.	NA year
9,021	96.0	00.	Inap.: not working for money now (V18095=5); no extra jobs during 1989 (V18199=5 or 9); still working for extra job employer (V18221=5 or 9)

**V18224 'B95 WRK FOR GOV XJB2 H-E' TLOC= 1126 MD=9**

B95. Did you (HEAD) work for the federal, state, or local government, a private company, or what?-SECOND EXTRA JOB

11	0.2	1.	Federal government
4	0.0	2.	State government
14	0.2	3.	Local government; public school system
65	0.8	4.	Private company; non-government
45	0.6	5.	Self-employed
		7.	Other
4	0.0	9.	NA; Don't Know
9,228	98.1	0.	Inap.: not working for money now (V18095=5); no extra jobs (V18199=5 or 9); only one extra job (V18200=1)

**V18225 'B95-97 OCC-XTRA JOB2 H-E' TLOC= 1127- 1129 MD=999**

B96. What was your occupation? What sort of work did you do?

B97. What were your most important activities or duties?-SECOND EXTRA JOB

The 3-digit occupation code from 1970 Census of Population; Alphabetical Index of Industries and Occupation issued June 1971 by the U.S. Department of Commerce and the Bureau of the Census was used for this variable. Please refer to Appendix 2, Wave XIV documentation, for complete listings.

25	0.4	001-195.	Professional, Technical, and Kindred Workers
18	0.3	201-245.	Managers and Administrators, Except Farm
10	0.2	260-285.	Sales Workers
9	0.1	301-395.	Clerical and Kindred Workers
21	0.2	401-600.	Craftsmen and Kindred Workers
6	0.1	601-695.	Operatives, Except Transport
8	0.1	701-715.	Transport Equipment Operatives
16	0.1	740-785.	Laborers, Except Farm
4	0.1	801-802.	Farmers and Farm Managers
1	0.0	821-824.	Farm Laborers and Farm Foremen
22	0.3	901-965.	Service Workers, Except Private Household
2	0.0	980-984.	Private Household Workers
1	0.0	999.	NA; DK
9,228	98.1	000.	Inap.: not working for money now (V18095=5); no extra jobs (V18199=5 or 9); only one extra job (V18200=1)

**V18226 'B98 IND XTRA JOB2 (H-E)' TLOC= 1130- 1132 MD=999**

B98. What kind of business or industry was that in?-SECOND EXTRA JOB

The 3-digit industry code from 1970 Census of Population; Alphabetical Index of Industries and Occupations issued June 1971 by the U.S. Department of Commerce and the Bureau of the Census was used for this variable. Please refer to Appendix 2, Wave XIV documentation, for complete listings.

14	0.1	017-028.	Agriculture, Forestry, and Fisheries
		047-057.	Mining
10	0.1	067-077.	Construction
2	0.0	107-398.	Manufacturing
7	0.1	407-479.	Transportation, Communications, and Other Public Utilities
26	0.3	507-698.	Wholesale and Retail Trade
8	0.1	707-718.	Finance, Insurance, and Real Estate
18	0.2	727-759.	Business and Repair Services
11	0.2	769-798.	Personal Services
9	0.1	807-809.	Entertainment and Recreation Services
27	0.5	828-897.	Professional and Related Services
10	0.1	907-937.	Public Administration
1	0.0	999.	NA; DK
9,228	98.1	000.	Inap.: not working for money now (V18095=5); no extra jobs (V18199=5 or 9); only one extra job (V18200=1)

V18227 'B99 AV PY/HR X JB2+(H-E)' TL0C= 1133- 1136 MD=9999

B99. About how much did you make at this?-ALL EXTRA JOBS EXCEPT FIRST

% nonzero = 1.8

mean nonzero, excluding missing data = 9.950 (with implied decimals)

The values for this variable represent dollars and cents per hour. If the amount was given as something other than an hourly rate, the same rules as those for V18104 were used. If Head had more than two extra jobs, the value here represents a weighted average hourly wage from all of them except the first one.

OSIRIS USERS:

Note that this variable is defined in the dictionary as having no decimal places.

9998. \$99.98 or more per hour

9999. NA; DK

0000. Inap.: not working for money now (V18095=5); no extra jobs (V18199=5 or 9); only one extra job (V18200=1)

V18228 'B100 #WKS XTRA JB2+(H-E)' TL0C= 1137- 1138 MD=99

B100. And, how many weeks did you work on this extra job in 1989?-ALL EXTRA JOBS EXCEPT FIRST

% nonzero = 1.9

mean nonzero, excluding missing data = 19.9

The values for this variable represent the actual number of weeks (01-52) Head worked on all of his/her extra jobs except the first one.

01. One week or less

99. NA; DK

00. Inap.: not working for money now (V18095=5); no extra jobs (V18199=5 or 9); only one extra job (V18200=1)

V18229 'B101 AV HR/WK X JB2+ H-E' TL0C= 1139- 1140 MD=99

B101. On the average, how many hours a week did you work on this job?-ALL EXTRA JOBS EXCEPT FIRST

% nonzero = 1.9

mean nonzero, excluding missing data = 18.3

The values for this variable represent the actual number of hours per week. If Head had more than two extra jobs, the value here represents a weighted average of hours spent on all extra jobs except the first one.

- 01. One hour or less
- 98. Ninety-eight hours or more
- 99. NA; DK
- 00. Inap.: not working for money now (V18095=5); no extra jobs (V18199=5 or 9); only one extra job (V18200=1)

V18230 'B102 MO BEG XJOB2 (H-E)' TLOC= 1141- 1142 MD=99

B102. In what month and year did you start working for that employer?--MONTH  
BEGAN SECONDD EXTRA JOB

---

11	0.1	01.	January
4	0.1	02.	February
5	0.1	03.	March
11	0.2	04.	April
11	0.1	05.	May
8	0.1	06.	June
11	0.2	07.	July
9	0.1	08.	August
15	0.2	09.	September
8	0.1	10.	October
12	0.2	11.	November
10	0.1	12.	December
		21.	Winter
		22.	Spring
		23.	Summer
		24.	Fall/Autumn
10	0.1	98.	DK month
18	0.2	99.	NA month
9,228	98.1	00.	Inap.: not working for money now (V18095=5); no extra jobs during 1989 (V18199=5 or 9); only one extra job (V18200=1)

V18231 'B102 YR BEG XJOB2 (H-E)' TLOC= 1143- 1144 MD=99

B102. In what month and year did you start working for that employer?--YEAR  
BEGAN SECONDD EXTRA JOB

% nonzero = 1.9  
mean nonzero, excluding missing data = 85.9

The values for this variable in the range 01-89 represent the last two digits of the year Head started working for his/her extra job employer.

- 97. Before 1989, DK exact year
- 98. DK year at all
- 99. NA
- 00. Inap.: not working for money now (V18095=5); no extra jobs during 1989 (V18199=5 or 9); only one extra job (V18200=1)

V18232 'B103 WRK XJOB2 JAN89 H-E' TLOC= 1145 MD=9

B103. In which months during 1989 were you working for that employer?--  
JANUARY 1989-ALL EXTRA JOBS EXCEPT FIRST

---

53	0.7	1.	Was working on this job at least part of this month
9	0.1	9.	NA; DK
9,309	99.2	0.	Inap.: did not work on this job at all during this month; not working for money now (V18095=5); no extra jobs during 1989 (V18199=5 or 9); only one extra job (V18200=1)

V18233 'B103 WRK XJOB2 FEB89 H-E' TLOC= 1146 MD=9

B103. In which months during 1989 were you working for that employer?--  
FEBRUARY 1989-ALL EXTRA JOBS EXCEPT FIRST

---

57	0.8	1.	Was working on this job at least part of this month
9	0.1	9.	NA; DK

## 248 - RAW DATA

9,305 99.1 0. Inap.: did not work on this job at all during this month; not working for money now (V18095=5); no extra jobs during 1989 (V18199=5 or 9); only one extra job (V18200=1)

V18234 'B103 WRK XJOB2 MAR89 H-E' TLOC= 1147 MD=9

B103. In which months during 1989 were you working for that employer?--MARCH  
1989-ALL EXTRA JOBS EXCEPT FIRST

59 0.8 1. Was working on this job at least part of this month

10 0.1 9. NA; DK

9,302 99.1 0. Inap.: did not work on this job at all during this month; not working for money now (V18095=5); no extra jobs during 1989 (V18199=5 or 9); only one extra job (V18200=1)

V18235 'B103 WRK XJOB2 APR89 H-E' TLOC= 1148 MD=9

B103. In which months during 1989 were you working for that employer?--APRIL  
1989-ALL EXTRA JOBS EXCEPT FIRST

65 0.8 1. Was working on this job at least part of this month

9 0.1 9. NA; DK

9,297 99.1 0. Inap.: did not work on this job at all during this month; not working for money now (V18095=5); no extra jobs during 1989 (V18199=5 or 9); only one extra job (V18200=1)

V18236 'B103 WRK XJOB2 MAY89 H-E' TLOC= 1149 MD=9

B103. In which months during 1989 were you working for that employer?--MAY  
1989-ALL EXTRA JOBS EXCEPT FIRST

71 0.8 1. Was working on this job at least part of this month

9 0.1 9. NA; DK

9,291 99.1 0. Inap.: did not work on this job at all during this month; not working for money now (V18095=5); no extra jobs during 1989 (V18199=5 or 9); only one extra job (V18200=1)

V18237 'B103 WRK XJOB2 JUN89 H-E' TLOC= 1150 MD=9

B103. In which months during 1989 were you working for that employer?--JUNE  
1989-ALL EXTRA JOBS EXCEPT FIRST

74 0.9 1. Was working on this job at least part of this month

9 0.1 9. NA; DK

9,288 99.0 0. Inap.: did not work on this job at all during this month; not working for money now (V18095=5); no extra jobs during 1989 (V18199=5 or 9); only one extra job (V18200=1)

V18238 'B103 WRK XJOB2 JUL89 H-E' TLOC= 1151 MD=9

B103. In which months during 1989 were you working for that employer?--JULY  
1989-ALL EXTRA JOBS EXCEPT FIRST

71 0.9 1. Was working on this job at least part of this month

10 0.1 9. NA; DK

9,290 98.9 0. Inap.: did not work on this job at all during this month; not working for money now (V18095=5); no extra jobs during 1989 (V18199=5 or 9); only one extra job (V18200=1)

V18239 'B103 WRK XJOB2 AUG89 H-E' TLOC= 1152 MD=9

B103. In which months during 1989 were you working for that employer?--AUGUST  
1989-ALL EXTRA JOBS EXCEPT FIRST

74 0.9 1. Was working on this job at least part of this month

10 0.1 9. NA; DK

9,287 98.9 0. Inap.: did not work on this job at all during this month; not working for money now (V18095=5); no extra jobs during 1989 (V18199=5 or 9); only one extra job (V18200=1)



V18240 'B103 WRK XJOB2 SEP89 H-E' TLOC= 1153 MD=9

B103. In which months during 1989 were you working for that employer?-  
SEPTEMBER 1989-ALL EXTRA JOBS EXCEPT FIRST

72	0.8	1.	Was working on this job at least part of this month
10	0.1	9.	NA; DK
9,289	99.0	0.	Inap.: did not work on this job at all during this month; not working for money now (V18095=5); no extra jobs during 1989 (V18199=5 or 9); only one extra job (V18200=1)

V18241 'B103 WRK XJOB2 OCT89 H-E' TLOC= 1154 MD=9

B103. In which months during 1989 were you working for that employer?-  
OCTOBER 1989-ALL EXTRA JOBS EXCEPT FIRST

65	0.7	1.	Was working on this job at least part of this month
10	0.1	9.	NA; DK
9,296	99.1	0.	Inap.: did not work on this job at all during this month; not working for money now (V18095=5); no extra jobs during 1989 (V18199=5 or 9); only one extra job (V18200=1)

V18242 'B103 WRK XJOB2 NOV89 H-E' TLOC= 1155 MD=9

B103. In which months during 1989 were you working for that employer?-  
NOVEMBER 1989-ALL EXTRA JOBS EXCEPT FIRST

65	0.8	1.	Was working on this job at least part of this month
10	0.1	9.	NA; DK
9,296	99.1	0.	Inap.: did not work on this job at all during this month; not working for money now (V18095=5); no extra jobs during 1989 (V18199=5 or 9); only one extra job (V18200=1)

V18243 'B103 WRK XJOB2 DEC89 H-E' TLOC= 1156 MD=9

B103. In which months during 1989 were you working for that employer?-  
DECEMBER 1989-ALL EXTRA JOBS EXCEPT FIRST

66	0.8	1.	Was working on this job at least part of this month
9	0.1	9.	NA; DK
9,296	99.1	0.	Inap.: did not work on this job at all during this month; not working for money now (V18095=5); no extra jobs during 1989 (V18199=5 or 9); only one extra job (V18200=1)

V18244 'B104 STOP WRK XJOB2 H-E' TLOC= 1157 MD=9

B104. Have you stopped working for that employer?-SECOND EXTRA JOB

63	0.8	1.	Yes
77	1.0	5.	No
3	0.0	9.	NA; DK
9,228	98.1	0.	Inap.: not working for money now (V18095=5); no extra jobs during 1989 (V18199=5 or 9); only one extra job (V18200=1)

V18245 'B105 MO END XJOB2 (HD-E)' TLOC= 1158- 1159 MD=99

B105. In what month and year was that?-MONTH ENDED SECOND EXTRA JOB

4	0.0	01.	January
3	0.0	02.	February
3	0.0	03.	March
5	0.1	04.	April
4	0.1	05.	May
6	0.1	06.	June
2	0.0	07.	July
8	0.1	08.	August
8	0.1	09.	September
5	0.1	10.	October
6	0.0	11.	November
7	0.1	12.	December

250 - RAW DATA

		21.	Winter
		22.	Spring
		23.	Summer
		24.	Fall/Autumn
1	0.0	98.	DK month
1	0.0	99.	NA month
9,308	99.2	00.	Inap.: not working for money now (V18095=5); no extra jobs during 1989 (V18199=5 or 9); only one extra job (V18200=1); still working for extra job employer (V18244=5 or 9)

V18246 'B105 YR END XJOB2 (HD-E)' TLOC= 1160- 1161 MD=99

B105. In what month and year was that?-YEAR ENDED SECOND EXTRA JOB

52	0.6	89.	1989
10	0.2	90.	1990
1	0.0	98.	DK year
		99.	NA year
9,308	99.2	00.	Inap.: not working for money now (V18095=5); no extra jobs during 1989 (V18199=5 or 9); only one extra job (V18200=1); still working for extra job employer (V18244=5 or 9)

V18247 'C1 WTR LOOK FOR JOB(H-U)' TLOC= 1162 MD=9

C1. Have you (HEAD) been looking for work during the last four weeks?

413	3.0	1.	Yes
2,295	27.0	5.	No
1	0.0	9.	NA; DK
6,662	69.9	0.	Inap.: working now or only temporarily laid off (V18093=1 or 2 or V18095=1)

V18248 'C2 DONE NOTHING (HD-U)' TLOC= 1163 MD=9

C2. What have you been doing the last four weeks to find work? [CHECK ALL THAT APPLY]--  
NOTHING

3	0.0	1.	Has done nothing at all
410	3.0	5.	Has done something to find work
		9.	NA; DK; Interviewer marked the "nothing" category as well as one or more of the activity categories
8,958	97.0	0.	Inap.: working now or only temporarily laid off (V18093=1 or 2 or V18095=1); has not been looking for a job in the last four weeks (V18247=5, 9)

V18249 'C2 PUBLIC EMP AGCY (H-U)' TLOC= 1164 MD=9

C2. What have you been doing the last four weeks to find work? [CHECK ALL THAT APPLY]--  
A. CHECKED WITH PUBLIC EMPLOYMENT AGENCY

144	1.1	1.	Has checked with public employment agency
265	2.0	5.	Has not checked with public employment agency; has done nothing at all (V18248=1)
4	0.0	9.	NA; DK; Interviewer marked the "nothing" category as well as one or more of the activity categories (V18248=9)
8,958	97.0	0.	Inap.: working now or only temporarily laid off (V18093=1 or 2 or V18095=1); has not been looking for a job in the last four weeks (V18247=5, 9)

V18250 'C2 PRIVATE EMP AGY (H-U)' TLOC= 1165 MD=9

C2. What have you been doing the last four weeks to find work? [CHECK ALL THAT APPLY]--  
B. CHECKED WITH PRIVATE EMPLOYMENT AGENCY

59	0.6	1.	Has checked with private employment agency
----	-----	----	--

350	2.5	5.	Has not checked with private employment agency; has done nothing at all (V18248=1)
4	0.0	9.	NA; DK; Interviewer marked the "nothing" category as well as one or more of the activity categories (V18248=9)
8,958	97.0	0.	Inap.: working now or only temporarily laid off (V18093=1 or 2 or V18095=1); has not been looking for a job in the last four weeks (V18247=5, 9)

**V18251 'C2 PREV EMP DIRECT (H-U)' TLOC= 1166 MD=9**

C2. What have you been doing the last four weeks to find work? [CHECK ALL THAT APPLY]--

C. CHECKED WITH PREVIOUS EMPLOYER DIRECTLY

47	0.4	1.	Has checked with previous employer directly
363	2.6	5.	Has not checked with previous employer directly; has done nothing at all (V18248=1)
3	0.0	9.	NA; DK; Interviewer marked the "nothing" category as well as one or more of the activity categories (V18248=9)
8,958	97.0	0.	Inap.: working now or only temporarily laid off (V18093=1 or 2 or V18095=1); has not been looking for a job in the last four weeks (V18247=5, 9)

**V18252 'C2 OTR EMPR DIRECT (H-U)' TLOC= 1167 MD=9**

C2. What have you been doing the last four weeks to find work? [CHECK ALL THAT APPLY]--

D. CHECKED WITH OTHER EMPLOYER DIRECTLY

216	1.8	1.	Has checked with other employer directly
194	1.2	5.	Has not checked with other employer directly; has done nothing at all (V18248=1)
3	0.0	9.	NA; DK; Interviewer marked the "nothing" category as well as one or more of the activity categories (V18248=9)
8,958	97.0	0.	Inap.: working now or only temporarily laid off (V18093=1 or 2 or V18095=1); has not been looking for a job in the last four weeks (V18247=5, 9)

**V18253 'C2 FRIEND OR REL (H-U)' TLOC= 1168 MD=9**

C2. What have you been doing the last four weeks to find work? [CHECK ALL THAT APPLY]--

E. CHECKED WITH FRIENDS OR RELATIVES

133	1.0	1.	Has checked with friends or relatives
277	2.0	5.	Has not checked with friends or relatives; has done nothing at all (V18248=1)
3	0.0	9.	NA; DK; Interviewer marked the "nothing" category as well as one or more of the activity categories (V18248=9)
8,958	97.0	0.	Inap.: working now or only temporarily laid off (V18093=1 or 2 or V18095=1); has not been looking for a job in the last four weeks (V18247=5, 9)

**V18254 'C2 PLACE OR ANS AD (H-U)' TLOC= 1169 MD=9**

C2. What have you been doing the last four weeks to find work? [CHECK ALL THAT APPLY]--

F. PLACED OR ANSWERED ADS

172	1.4	1.	Has placed or answered ads
238	1.6	5.	Has not placed or answered ads; has done nothing at all (V18248=1)
3	0.0	9.	NA; DK; Interviewer marked the "nothing" category as well as one or more of the activity categories (V18248=9)
8,958	97.0	0.	Inap.: working now or only temporarily laid off (V18093=1 or 2 or V18095=1); has not been looking for a job in the last four weeks (V18247=5, 9)

**V18255 'C2 OTHER (H-U)' TLOC= 1170 MD=9**

C2. What have you been doing the last four weeks to find work? [CHECK ALL THAT APPLY]--  
G. OTHER (SPECIFY):

---

The values for this variable in the range 1-8 represent the actual number of other mentions.

77	0.5	1.	One mention
7	0.1	2.	Two mentions
1	0.0	3.	Three mentions
		4.	Four mentions
		5.	Five mentions
		6.	Six mentions
		7.	Seven mentions
		8.	Eight or more mentions
1	0.0	9.	NA; DK; Interviewer marked the "nothing" category as well as one or more of the activity categories (V18248=9)
9,285	99.5	0.	Inap.: none; working now or only temporarily laid off (V18093=1 or 2 or V18095=1); has not been looking for a job in the last four weeks (V18247=5, 9); has done nothing at all (V18248=1)

V18256 'C3 HOW LONG LOOK WRK H-U' TL0C= 1171- 1172 MD=99

C3. How long have you been looking for work?

---

% nonzero = 3.0  
mean nonzero, excluding missing data = 18.4

The values for this variable in the range 01-97 represent the actual number of weeks Head spent looking for work.

01.	One week or less
98.	Ninety-eight weeks or more
99.	NA; DK
00.	Inap.: working now or only temporarily laid off (V18093=1 or 2 or V18095=1); has not been looking for a job in last four weeks (V18247=5 or 9)

V18257 'C4 EVER WORKED? (HD-U)' TL0C= 1173 MD=9

C4. Have you (HEAD) ever done any work for money?

---

2,452	27.7	1.	Yes
247	2.2	5.	No
10	0.1	9.	NA; DK
6,662	69.9	0.	Inap.: working now or only temporarily laid off (V18093=1 or 2 or V18095=1)

V18258 'C5 MO LAST WORKED (HD-U)' TL0C= 1174- 1175 MD=99

C5. In what month and year did you last work? [IF NECESSARY: What would be your best guess? Did you last work before 1989?]-MONTH

---

170	2.1	01.	January
103	1.4	02.	February
125	1.6	03.	March
136	1.6	04.	April
174	2.1	05.	May
209	2.7	06.	June
106	1.1	07.	July
126	1.6	08.	August
107	1.5	09.	September
124	1.7	10.	October
113	1.0	11.	November
158	1.8	12.	December
7	0.0	21.	Winter
13	0.1	22.	Spring
27	0.2	23.	Summer
10	0.1	24.	Fall/Autumn
541	5.1	98.	DK month

203 1.8 99. NA month  
 6,919 72.3 00. Inap.: working now or only temporarily laid off (V18093=1 or 2 or V18095=1); never worked (V18257=5 or 9)

V18259 'C5 YR LAST WORKED (HD-U)' TLOC= 1176- 1177 MD=99

C5. In what month and year did you last work? [IF NECESSARY: What would be your best guess? Did you last work before 1989?]-YEAR

% nonzero = 27.7  
 mean nonzero, excluding missing data = 80.0

The values for this variable in the range 01-90 represent the last two digits of the actual year Head last worked.

- 96. 1989 or 1990, DK which
- 97. Before 1989, DK exact year
- 98. DK year
- 99. NA year
- 00. Inap.: working now or only temporarily laid off (V18093=1 or 2 or V18095=1); never worked (V18257=5 or 9)

V18260 'C6 WTR UNEMP 89 (H-U)' TLOC= 1178 MD=9

C6. Were there any times in 1989 when you were looking for work?

130 0.7 1. Yes  
 1,950 23.6 5. No  
 3 0.0 9. NA; DK  
 7,288 75.7 0. Inap.: working now or only temporarily laid off (V18093=1 or 2 or V18095=1); last worked in 1989 or 1990 (V18259=89, 90 or 96)

V18261 'C7 # WK UNEMP 89 (H-U)' TLOC= 1179- 1180 MD=99

C7. How many weeks was that?

% nonzero = 0.7  
 mean nonzero, excluding missing data = 28.9

The values for this variable in the range 01-52 represent the actual number of weeks Head spent looking for work in 1989.

- 01. One week or less
- 99. NA; DK
- 00. Inap.: working now or only temporarily laid off (V18093=1 or 2 or V18095=1); last worked in 1989 or 1990 (V18259=89, 90 or 96); did not look for job in 1989 (V18260=5 or 9)

V18262 'C9-10 OCC-LAST JOB (H-U)' TLOC= 1181- 1183 MD=999

C9. What was your occupation on your last job? What sort of work did you do?

C10. What were your most important activities or duties?

The 3-digit occupation code from 1970 Census of Population; Alphabetical Index of Industries and Occupation issued June 1971 by the U.S. Department of Commerce and the Bureau of the Census was used for this variable. Please refer to Appendix 2, Wave XIV documentation, for complete listings.

35 0.6 001-195. Professional, Technical, and Kindred Workers  
 32 0.4 201-245. Managers and Administrators, Except Farm  
 23 0.4 260-285. Sales Workers  
 92 0.8 301-395. Clerical and Kindred Workers  
 85 0.9 401-600. Craftsmen and Kindred Workers  
 91 0.6 601-695. Operatives, Except Transport  
 30 0.2 701-715. Transport Equipment Operatives  
 60 0.4 740-785. Laborers, Except Farm  
 4 0.0 801-802. Farmers and Farm Managers  
 14 0.1 821-824. Farm Laborers and Farm Foremen  
 136 1.0 901-965. Service Workers, Except Private Household

## 254 - RAW DATA

21	0.1	980-984.	Private Household Workers
3	0.0	999.	NA; DK
8,745	94.3	000.	Inap.: working now or only temporarily laid off (V18093=1 or 2 or V18095=1); never worked (V18257=5 or 9); last worked before 1989 (V18259=01-88, 97-99)

## V18263 'C11 IND-LAST JOB (HD-U)' TLOC= 1184- 1186 MD=999

## C11. What kind of business or industry was that in?

The 3-digit industry code from 1970 Census of Population; Alphabetical Index of Industries and Occupations issued June 1971 by the U.S. Department of Commerce and the Bureau of the Census was used for this variable. Please refer to Appendix 2, Wave XIV documentation, for complete listings.

26	0.2	017-028.	Agriculture, Forestry, and Fisheries
4	0.0	047-057.	Mining
63	0.5	067-077.	Construction
136	1.5	107-398.	Manufacturing
41	0.3	407-479.	Transportation, Communications, and Other Public Utilities
131	1.1	507-698.	Wholesale and Retail Trade
16	0.2	707-718.	Finance, Insurance, and Real Estate
40	0.3	727-759.	Business and Repair Services
63	0.4	769-798.	Personal Services
6	0.1	807-809.	Entertainment and Recreation Services
63	0.7	828-897.	Professional and Related Services
29	0.3	907-937.	Public Administration
8	0.0	999.	NA; DK
8,745	94.3	000.	Inap.: working now or only temporarily laid off (V18093=1 or 2 or V18095=1); never worked (V18257=5 or 9); last worked before 1989 (V18259=01-88, 97-99)

## V18264 'C12 WRK SELF/OTR? (HD-U)' TLOC= 1187 MD=9

## C12. On this main job, were you (HEAD) self-employed, were you employed by someone else, or what?

585	5.4	1.	Someone else only
		2.	Both someone else and self
39	0.3	3.	Self only
2	0.0	9.	NA; DK
8,745	94.3	0.	Inap.: working now or only temporarily laid off (V18093=1 or 2 or V18095=1); never worked (V18257=5 or 9); last worked before 1989 (V18259=01-88, 97-99)

## V18265 'C13 CORP/UNCORP BUS(H-U)' TLOC= 1188 MD=9

## C13. Was that an unincorporated business or a corporation?

38	0.3	1.	Unincorporated
1	0.0	2.	Corporation
		8.	DK
		9.	NA
9,332	99.7	0.	Inap.: working now or only temporarily laid off (V18093=1 or 2 or V18095=1); never worked (V18257=5 or 9); last worked before 1989 (V18259=01-88, 97-99); worked for someone else only (V18264=1 or 9)

## V18266 'C14 WORK FOR GOVT? (H-U)' TLOC= 1189 MD=9

## C14. Did you (HEAD) work for the federal, state, or local government, a private company, or what?

21	0.2	1.	Federal government
21	0.2	2.	State government
29	0.3	3.	Local government; public school system
509	4.8	4.	Private company; non-government
		7.	Other
5	0.0	9.	NA; Don't Know

8,786 94.6 0. Inap.: working now or only temporarily laid off (V18093=1 or 2 or V18095=1); never worked (V18257=5 or 9); last worked before 1989 (V18259=01-88, 97-99); worked both for someone else and self or self-employed only (V18264=2, 3 or 9)

V18267 'C15 WHY LAST JOB END H-U' TLOC= 1190 MD=9

C15. What happened with that employer--did the company go out of business, were you (HEAD) laid off, did you quit, or what?

46	0.4	1.	Company folded/changed hands/moved out of town; employer died/went out of business
		2.	Strike; lockout
172	1.3	3.	Laid off; fired
308	3.4	4.	Quit; resigned; retired; pregnant; needed more money; just wanted a change in jobs; was self-employed
17	0.1	7.	Other; transfer; any mention of armed services
65	0.6	8.	Job was completed; seasonal work; was a temporary job
18	0.0	9.	NA; DK
8,745	94.3	0.	Inap.: working now or only temporarily laid off (V18093=1 or 2 or V18095=1); never worked (V18257=5 or 9); last worked before 1989 (V18259=01-88, 97-99)

V18268 'C16 MO BEG LAST EMP(H-U)' TLOC= 1191- 1192 MD=99

C16. In what month and year did you start working for (your last employer/yourself)? Please give us your most recent start date if you went to work for (them/yourself) more than once. [IF NECESSARY: What would be your best guess? Did you start before 1989?]-MONTH LAST EMPLOYER

70	0.7	01.	January
30	0.2	02.	February
49	0.5	03.	March
44	0.4	04.	April
47	0.5	05.	May
51	0.4	06.	June
35	0.4	07.	July
33	0.4	08.	August
53	0.5	09.	September
51	0.4	10.	October
31	0.2	11.	November
47	0.5	12.	December
1	0.0	21.	Winter
		22.	Spring
4	0.1	23.	Summer
1	0.0	24.	Fall/Autumn
45	0.4	98.	DK month
34	0.2	99.	NA month
8,745	94.3	00.	Inap.: working now or only temporarily laid off (V18093=1 or 2 or V18095=1); never worked (V18257=5 or 9); last worked before 1989 (V18259=01-88, 97-99)

V18269 'C16 YR BEG LAST EMP(H-U)' TLOC= 1193- 1194 MD=99

C16. In what month and year did you start working for (your last employer/yourself)? Please give us your most recent start date if you went to work for (them/yourself) more than once. [IF NECESSARY: What would be your best guess? Did you start before 1989?]-YEAR LAST EMPLOYER

% nonzero = 5.7  
mean nonzero, excluding missing data = 82.0

The values for this variable in the range 01-90 represent the last two digits of the year Head started working for his/her last employer.

- 96. 1989 or 1990, DK which
- 97. Before 1989, DK exact year
- 98. DK year
- 99. NA year

00. Inap.: working now or only temporarily laid off (V18093=1 or 2 or V18095=1); never worked (V18257=5 or 9); last worked before 1989 (V18259=01-88, 97-99)

V18270 'C17 BEG WK LAST POS(H-U)' TL0C= 1195 MD=9

C17. Is that when you started working in your last (position/work situation)?

238	2.2	1.	Yes
3	0.1	5.	No
6	0.0	9.	NA; DK
9,124	97.7	0.	Inap.: working now or only temporarily laid off (V18093=1 or 2 or V18095=1); never worked (V18257=5 or 9); last worked before 1989 (V18259=01-88, 97-99); did not begin working for last employer during 1989 (V18269=01-88, 90, 96-99)

V18271 'C18 MO BEG LAST POS(H-U)' TL0C= 1196- 1197 MD=99

C18. In what month and year did you start working in your last (position/work situation)?-MONTH

1	0.0	01.	January
		02.	February
		03.	March
1	0.0	04.	April
1	0.0	05.	May
		06.	June
		07.	July
		08.	August
		09.	September
		10.	October
		11.	November
		12.	December
		21.	Winter
		22.	Spring
		23.	Summer
		24.	Fall/Autumn
		98.	DK month
		99.	NA month
9,368	99.9	00.	Inap.: working now or only temporarily laid off (V18093=1 or 2 or V18095=1); never worked (V18257=5 or 9); last worked before 1989 (V18259=01-88, 97-99); did not begin working for last employer during 1989 (V18269=01-88, 90, 96-99); position with last employer began in 1989 (V18270=1 or 9)

V18272 'C18 YR BEG LAST POS(H-U)' TL0C= 1198- 1199 MD=99

C18. In what month and year did you start working in your last (position/work situation)?-YEAR

2	0.0	89.	1989
1	0.0	90.	1990
		98.	DK year
		99.	NA year
9,368	99.9	00.	Inap.: working now or only temporarily laid off (V18093=1 or 2 or V18095=1); never worked (V18257=5 or 9); last worked before 1989 (V18259=01-88, 97-99); did not begin working for last employer during 1989 (V18269=01-88, 90, 96-99); position with last employer began in 1989 (V18270=1 or 9)

V18273 'C19 CHGE POS IN 89(HD-U)' TL0C= 1200 MD=9

C19. Did you change (positions/work situations) with this employer at any time during 1989?

		1.	Yes
1	0.0	5.	No



9. NA; DK  
 9,370 100.0 0. Inap.: working now or only temporarily laid off (V18093=1 or 2 or V18095=1); never worked (V18257=5 or 9); last worked before 1989 (V18259=01-88, 97-99); did not begin working for last employer during 1989 (V18269=01-88, 90, 96-99); position with last employer began in 1989 (V18270=1 or 9); position with last employer began before 1990 (V18272=89, 97-99)

**V18274 'C20 MO CHGE POS (HD-U)' TLOC= 1201- 1202 MD=99**

C20. In what month did that happen?

01. January  
 02. February  
 03. March  
 04. April  
 05. May  
 06. June  
 07. July  
 08. August  
 09. September  
 10. October  
 11. November  
 12. December  
 21. Winter  
 22. Spring  
 23. Summer  
 24. Fall/Autumn  
 98. DK month  
 99. NA month  
 9,371 100.0 00. Inap.: working now or only temporarily laid off (V18093=1 or 2 or V18095=1); never worked (V18257=5 or 9); last worked before 1989 (V18259=01-88, 97-99); did not begin working for last employer during 1989 (V18269=01-88, 90, 96-99); position with last employer began in 1989 (V18270=1 or 9); position with last employer began before 1990 (V18272=89, 97-99); did not change positions with last employer in 1989 (V18273=5 or 9)

**V18275 'C21 TYPE OF CHGE (HD-U)' TLOC= 1203 MD=9**

C21. Was that a promotion with higher pay, a major change in your duties but with the same pay, or what?

1. Promotion with higher pay  
 1 0.0 5. Major change in duties but with the same pay  
 1 0.0 7. Other  
 9. NA; DK  
 9,369 100.0 0. Inap.: working now or only temporarily laid off (V18093=1 or 2 or V18095=1); never worked (V18257=5 or 9); last worked before 1989 (V18259=01-88, 97-99); did not begin working for last employer during 1989 (V18269=01-88, 90, 96-99); position with last employer began in 1989 (V18270=1 or 9); position with last employer began before 1989 (V18272=97-99); did not change positions with last employer in 1989 (V18273=5 or 9)

**V18276 'C22 MO BEG LAST POS(H-U)' TLOC= 1204- 1205 MD=99**

C22. In what month and year did you start working in your last (position/ work situation)?-MONTH

17 0.2 01. January  
 9 0.1 02. February  
 9 0.1 03. March  
 11 0.1 04. April  
 7 0.1 05. May  
 9 0.0 06. June  
 1 0.0 07. July

258 - RAW DATA

		08.	August
1	0.0	09.	September
		10.	October
1	0.0	11.	November
		12.	December
		21.	Winter
		22.	Spring
		23.	Summer
		24.	Fall/Autumn
		98.	DK month
4	0.0	99.	NA month
9,302	99.5	00.	Inap.: working now or only temporarily laid off (V18093=1 or 2 or V18095=1); never worked (V18257=5 or 9); last worked before 1989 (V18259=01-88, 97-99); position with last employer began before 1990 (V18269=01-89, 97-99)

V18277 'C22 YR BEG LAST POS(H-U)' TLOC= 1206- 1207 MD=99

C22. In what month and year did you start working in your last (position/  
work situation)?-YEAR

---

1	0.0	89.	1989
68	0.5	90.	1990
		98.	DK year
		99.	NA year
9,302	99.5	00.	Inap.: working now or only temporarily laid off (V18093=1 or 2 or V18095=1); never worked (V18257=5 or 9); last worked before 1989 (V18259=01-88, 97-99); position with last employer began before 1990 (V18269=01-89, 97-99)

V18278 'C23 MO BEG LAST POS(H-U)' TLOC= 1208- 1209 MD=99

C23. In what month and year did you start working in your last (position/  
work situation)?-MONTH

---

19	0.3	01.	January
11	0.1	02.	February
23	0.2	03.	March
14	0.1	04.	April
18	0.2	05.	May
20	0.2	06.	June
15	0.2	07.	July
18	0.2	08.	August
25	0.2	09.	September
27	0.3	10.	October
15	0.2	11.	November
18	0.1	12.	December
		21.	Winter
		22.	Spring
1	0.0	23.	Summer
		24.	Fall/Autumn
53	0.4	98.	DK month
33	0.2	99.	NA month
9,061	97.0	00.	Inap.: working now or only temporarily laid off (V18093=1 or 2 or V18095=1); never worked (V18257=5 or 9); last worked before 1989 (V18259=01-88, 97-99); position with last employer began during 1989 or 1990 (V18269=89, 90 or 96)

V18279 'C23 YR BEG LAST POS(H-U)' TLOC= 1210- 1211 MD=99

C23. In what month and year did you start working in your last (position/  
work situation)?-YEAR

---

% nonzero = 3.0  
mean nonzero, excluding missing data = 79.5

The values for this variable in the range 01-90 represent the last two digits of the year Head started working in his/her last position or work situation.

- 96. 1989 or 1990, DK which
- 97. Before 1989, DK exact year
- 98. DK year
- 99. NA year
- 00. Inap.: working now or only temporarily laid off (V18093=1 or 2 or V18095=1); never worked (V18257=5 or 9); last worked before 1989 (V18259=01-88, 97-99); position with last employer began during 1989 or 1990 (V18269=89, 90 or 96)

V18280 'C24 CHGE POS IN 89(HD-U)' TLOC= 1212 MD=9

C24. Did you change (positions/work situations) with this employer at any time during 1989?

---

- |       |       |   |
|-------|-------|---|
|       |       | 1. Yes  |
| 3     | 0.0   | 5. No   |
| 1     | 0.0   | 9. NA; DK   |
| 9,367 | 100.0 | 0. Inap.: working now or only temporarily laid off (V18093=1 or 2 or V18095=1); never worked (V18257=5 or 9); last worked before 1989 (V18259=01-88, 97-99); position with last employer began during 1989 or 1990 (V18269=89, 90 or 96); position with last employer began before 1990 (V18279=01-89, 97-99) |

V18281 'C25 MD CHGE POS (HD-U)' TLOC= 1213- 1214 MD=99

C25. In what month did that happen?

---

- |       |       |   |
|-------|-------|---|
|       |       | 01. January   |
|       |       | 02. February  |
|       |       | 03. March   |
|       |       | 04. April   |
|       |       | 05. May   |
|       |       | 06. June  |
|       |       | 07. July  |
|       |       | 08. August  |
|       |       | 09. September   |
|       |       | 10. October   |
|       |       | 11. November  |
|       |       | 12. December  |
|       |       | 21. Winter  |
|       |       | 22. Spring  |
|       |       | 23. Summer  |
|       |       | 24. Fall/Autumn   |
|       |       | 98. DK month  |
|       |       | 99. NA month  |
| 9,371 | 100.0 | 00. Inap.: working now or only temporarily laid off (V18093=1 or 2 or V18095=1); never worked (V18257=5 or 9); last worked before 1989 (V18259=01-88, 97-99); position with last employer began during 1989 or 1990 (V18269=89, 90 or 96); position with last employer began before 1990 (V18279=01-89, 97-99); did not change position during 1989 (V18280=5 or 9) |

V18282 'C26 TYPE OF CHGE (HD-U)' TLOC= 1215 MD=9

C26. Was that a promotion with higher pay, a major change in your duties but with the same pay, or what?

---

- |       |      |   |
|-------|------|---|
| 3     | 0.0  | 1. Promotion with higher pay  |
| 5     | 0.0  | 5. Major change in duties but with the same pay   |
| 1     | 0.0  | 7. Other  |
| 2     | 0.0  | 9. NA; DK   |
| 9,360 | 99.9 | 0. Inap.: working now or only temporarily laid off (V18093=1 or 2 or V18095=1); never worked (V18257=5 or 9); last worked before 1989 (V18259=01-88, 97-99); position with last employer began during 1989 or 1990 (V18269=89, 90, 96); position with last employer began before 1989 |

(V18279=01-88, 97-99); did not change position during 1989  
(V18280=5 or 9)

V18283 'C27-8 BEG OCC LAST EMP-H' TLOC= 1216- 1218 MD=999

C27. What was your (HEAD'S) occupation when you started working for that employer in 1989? What sort of work did you do?

C28. What were your most important activities or duties?

The 3-digit occupation code from 1970 Census of Population; Alphabetical Index of Industries and Occupation issued June 1971 by the U.S. Department of Commerce and the Bureau of the Census was used for this variable. Please refer to Appendix 2, Wave XIV documentation, for complete listings.

		001-195.	Professional, Technical, and Kindred Workers
		201-245.	Managers and Administrators, Except Farm
		260-285.	Sales Workers
		301-395.	Clerical and Kindred Workers
		401-600.	Craftsmen and Kindred Workers
2	0.0	601-695.	Operatives, Except Transport
		701-715.	Transport Equipment Operatives
1	0.0	740-785.	Laborers, Except Farm
		801-802.	Farmers and Farm Managers
		821-824.	Farm Laborers and Farm Foremen
		901-965.	Service Workers, Except Private Household
		980-984.	Private Household Workers
		999.	NA; DK
9,368	99.9	000.	Inap.: working now or only temporarily laid off (V18093=1 or 2 or V18095=1); never worked (V18257=5 or 9); last worked before 1989 (V18259=01-88, 97-99); did not begin working for last employer during 1989 (V18269=01-88, 90, 96-99); same position as in 1989 (V18270=1 or 9)

V18284 'C29 WAGE BEG LAST EMP-HD' TLOC= 1219- 1222 MD=9999

C29. What was your starting salary or wage at that time?

% nonzero = 2.3

mean nonzero, excluding missing data = 8.051 (with implied decimals)

The values for this variable represent dollars and cents per hour. For calculation of hourly rates from salary amounts, the hours per week worked from question C30 were used. Annual salaries were divided by the answer to C30 times 52 weeks; monthly salaries by C30 times 4.3 weeks.

OSIRIS USERS:

Note that this variable is defined in the dictionary as having no decimal places.

9998. \$99.98 per hour or more

9999. NA; DK

0000. Inap.: working now or only temporarily laid off (V18093=1 or 2 or V18095=1); never worked (V18257=5 or 9); last worked before 1989 (V18259=01-88, 97-99); did not begin working for last employer during 1989 (V18269=01-88, 90, 96-99)

V18285 'C30 HR/WK BEG LAST EMP-H' TLOC= 1223- 1224 MD=99

C30. And how many hours a week did you work when you started?

% nonzero = 2.3

mean nonzero, excluding missing data = 36.0

The values for this variable represent the actual number of hours per week Head worked.

01. One hour or less per week

98. Ninety-eight hours or more per week

99. NA; DK

00. Inap.: working now or only temporarily laid off (V18093=1 or 2 or V18095=1); never worked (V18257=5 or 9); last worked before 1989 (V18259=01-88, 97-99); did not begin working for last employer during 1989 (V18269=01-88, 90, 96-99)

**V18286 'C31 LAST EMP JAN89 (H-U)' TLOC= 1225 MD=9**

C31. In which months during 1989 were you working for that employer as your main job?-JANUARY 1989

327	3.0	1.	Was working on this job at least part of this month
11	0.0	9.	NA; DK
9,033	96.9	0.	Inap.: did not work on this job at all during this month; working now or only temporarily laid off (V18093=1 or 2 or V18095=1); never worked (V18257=5 or 9); last worked before 1989 (V18259=01-88, 97-99); last position began in 1990 (V18269=90 or 96)

**V18287 'C31 LAST EMP FEB89 (H-U)' TLOC= 1226 MD=9**

C31. In which months during 1989 were you working for that employer as your main job?-FEBRUARY 1989

325	3.1	1.	Was working on this job at least part of this month
11	0.0	9.	NA; DK
9,035	96.9	0.	Inap.: did not work on this job at all during this month; working now or only temporarily laid off (V18093=1 or 2 or V18095=1); never worked (V18257=5 or 9); last worked before 1989 (V18259=01-88, 97-99); last position began in 1990 (V18269=90 or 96)

**V18288 'C31 LAST EMP MAR89 (H-U)' TLOC= 1227 MD=9**

C31. In which months during 1989 were you working for that employer as your main job?-MARCH 1989

331	3.1	1.	Was working on this job at least part of this month
11	0.0	9.	NA; DK
9,029	96.9	0.	Inap.: did not work on this job at all during this month; working now or only temporarily laid off (V18093=1 or 2 or V18095=1); never worked (V18257=5 or 9); last worked before 1989 (V18259=01-88, 97-99); last position began in 1990 (V18269=90 or 96)

**V18289 'C31 LAST EMP APR89 (H-U)' TLOC= 1228 MD=9**

C31. In which months during 1989 were you working for that employer as your main job?-APRIL 1989

333	3.2	1.	Was working on this job at least part of this month
10	0.0	9.	NA; DK
9,028	96.8	0.	Inap.: did not work on this job at all during this month; working now or only temporarily laid off (V18093=1 or 2 or V18095=1); never worked (V18257=5 or 9); last worked before 1989 (V18259=01-88, 97-99); last position began in 1990 (V18269=90 or 96)

**V18290 'C31 LAST EMP MAY89 (H-U)' TLOC= 1229 MD=9**

C31. In which months during 1989 were you working for that employer as your main job?-MAY 1989

332	3.2	1.	Was working on this job at least part of this month
9	0.0	9.	NA; DK
9,030	96.8	0.	Inap.: did not work on this job at all during this month; working now or only temporarily laid off (V18093=1 or 2 or V18095=1); never worked (V18257=5 or 9); last worked before 1989 (V18259=01-88, 97-99); last position began in 1990 (V18269=90 or 96)

## V18291 'C31 LAST EMP JUN89 (H-U)' TL0C= 1230 MD=9

C31. In which months during 1989 were you working for that employer as your  
main job?-JUNE 1989

---

324	3.0	1.	Was working on this job at least part of this month
9	0.0	9.	NA; DK
9,038	97.0	0.	Inap.: did not work on this job at all during this month; working now or only temporarily laid off (V18093=1 or 2 or V18095=1); never worked (V18257=5 or 9); last worked before 1989 (V18259=01-88, 97-99); last position began in 1990 (V18269=90 or 96)

## V18292 'C31 LAST EMP JUL89 (H-U)' TL0C= 1231 MD=9

C31. In which months during 1989 were you working for that employer as your  
main job?-JULY 1989

---

310	2.7	1.	Was working on this job at least part of this month
11	0.0	9.	NA; DK
9,050	97.2	0.	Inap.: did not work on this job at all during this month; working now or only temporarily laid off (V18093=1 or 2 or V18095=1); never worked (V18257=5 or 9); last worked before 1989 (V18259=01-88, 97-99); last position began in 1990 (V18269=90 or 96)

## V18293 'C31 LAST EMP AUG89 (H-U)' TL0C= 1232 MD=9

C31. In which months during 1989 were you working for that employer as your  
main job?-AUGUST 1989

---

308	2.9	1.	Was working on this job at least part of this month
11	0.0	9.	NA; DK
9,052	97.1	0.	Inap.: did not work on this job at all during this month; working now or only temporarily laid off (V18093=1 or 2 or V18095=1); never worked (V18257=5 or 9); last worked before 1989 (V18259=01-88, 97-99); last position began in 1990 (V18269=90 or 96)

## V18294 'C31 LAST EMP SEP89 (H-U)' TL0C= 1233 MD=9

C31. In which months during 1989 were you working for that employer as your  
main job?-SEPTEMBER 1989

---

305	2.8	1.	Was working on this job at least part of this month
11	0.0	9.	NA; DK
9,055	97.1	0.	Inap.: did not work on this job at all during this month; working now or only temporarily laid off (V18093=1 or 2 or V18095=1); never worked (V18257=5 or 9); last worked before 1989 (V18259=01-88, 97-99); last position began in 1990 (V18269=90 or 96)

## V18295 'C31 LAST EMP OCT89 (H-U)' TL0C= 1234 MD=9

C31. In which months during 1989 were you working for that employer as your  
main job?-OCTOBER 1989

---

305	2.8	1.	Was working on this job at least part of this month
12	0.0	9.	NA; DK
9,054	97.2	0.	Inap.: did not work on this job at all during this month; working now or only temporarily laid off (V18093=1 or 2 or V18095=1); never worked (V18257=5 or 9); last worked before 1989 (V18259=01-88, 97-99); last position began in 1990 (V18269=90 or 96)

## V18296 'C31 LAST EMP NOV89 (H-U)' TL0C= 1235 MD=9

C31. In which months during 1989 were you working for that employer as your  
main job?-NOVEMBER 1989

---

289	2.4	1.	Was working on this job at least part of this month
-----	-----	----	---

10 0.0 9. NA; DK  
 9,072 97.6 0. Inap.: did not work on this job at all during this month; working now or only temporarily laid off (V18093=1 or 2 or V18095=1); never worked (V18257=5 or 9); last worked before 1989 (V18259=01-88, 97-99); last position began in 1990 (V18269=90 or 96)

V18297 'C31 LAST EMP DEC89 (H-U)' TL0C= 1236 MD=9

C31. In which months during 1989 were you working for that employer as your main job?-DECEMBER 1989

271 2.3 1. Was working on this job at least part of this month  
 10 0.0 9. NA; DK  
 9,090 97.6 0. Inap.: did not work on this job at all during this month; working now or only temporarily laid off (V18093=1 or 2 or V18095=1); never worked (V18257=5 or 9); last worked before 1989 (V18259=01-88, 97-99); last position began in 1990 (V18269=90 or 96)

The following variables (V18298-V18329) pertain to other main-job employers during 1989. Information contained in these variables is not necessarily about the immediately prior employer during 1989. In order to analyze the data on all 1989 employers, we recommend using the Work History Supplement Files.

V18298 'C32 OTR EMP 1989 (HD-U)' TL0C= 1237 MD=9

C32. Did you have any (other) main-job employers at any time during 1989? Again, if you were self-employed on a main job, count yourself as an employer.

146 1.3 1. Yes  
 479 4.4 5. No  
 1 0.0 9. NA; DK  
 8,745 94.3 0. Inap.: working now or only temporarily laid off (V18093=1 or 2 or V18095=1); never worked (V18257=5 or 9); last worked before 1989 (V18259=01-88, 97-99)

V18299 'C33 MO BEG OTR EMP(HD-U)' TL0C= 1238- 1239 MD=99

C33. In what month and year did you start working for that (other) main-job employer?-MONTH

21 0.1 01. January  
 13 0.1 02. February  
 10 0.1 03. March  
 8 0.1 04. April  
 6 0.1 05. May  
 17 0.2 06. June  
 7 0.0 07. July  
 12 0.1 08. August  
 10 0.1 09. September  
 12 0.2 10. October  
 8 0.1 11. November  
 3 0.0 12. December  
 21. Winter  
 22. Spring  
 23. Summer  
 24. Fall/Autumn  
 8 0.0 98. DK month  
 11 0.0 99. NA month  
 9,225 98.7 00. Inap.: working now or only temporarily laid off (V18093=1 or 2 or V18095=1); never worked (V18257=5 or 9); last worked before 1989 (V18259=01-88, 97-99); no other main-job employer during 1989 (V18298=5 or 9)

V18300 'C33 YR BEG OTR EMP(HD-U)' TL0C= 1240- 1241 MD=99

C33. In what month and year did you start working for that (other) main-job employer?-YEAR

---

% nonzero = 1.3

mean nonzero, excluding missing data = 86.8

The values for this variable in the range 01-89 represent the last two digits of the year Head started working for his/her other main-job employer.

97. Before 1989, DK exact year

98. DK year at all

99. NA

00. Inap.: working now or only temporarily laid off (V18093=1 or 2 or V18095=1); never worked (V18257=5 or 9); last worked before 1989 (V18259=01-88, 97-99); no other main-job employer during 1989 (V18298=5 or 9)

V18301 'C34 OTR EMP JAN89 (H-U)' TL0C= 1242 MD=9

C34. In which months during 1989 were you working for that employer?-JANUARY 1989

---

81	0.7	1.	Was working on this job at least part of this month
5	0.0	9.	NA; DK
9,285	99.2	0.	Inap.: did not work on this job at all during this month; working now or only temporarily laid off (V18093=1 or 2 or V18095=1); never worked (V18257=5 or 9); last worked before 1989 (V18259=01-88, 97-99); no other main-job employer during 1989 (V18298=5 or 9)

V18302 'C34 OTR EMP FEB89 (H-U)' TL0C= 1243 MD=9

C34. In which months during 1989 were you working for that employer?-FEBRUARY 1989

---

86	0.8	1.	Was working on this job at least part of this month
4	0.0	9.	NA; DK
9,281	99.2	0.	Inap.: did not work on this job at all during this month; working now or only temporarily laid off (V18093=1 or 2 or V18095=1); never worked (V18257=5 or 9); last worked before 1989 (V18259=01-88, 97-99); no other main-job employer during 1989 (V18298=5 or 9)

V18303 'C34 OTR EMP MAR89 (H-U)' TL0C= 1244 MD=9

C34. In which months during 1989 were you working for that employer?-MARCH 1989

---

83	0.7	1.	Was working on this job at least part of this month
4	0.0	9.	NA; DK
9,284	99.2	0.	Inap.: did not work on this job at all during this month; working now or only temporarily laid off (V18093=1 or 2 or V18095=1); never worked (V18257=5 or 9); last worked before 1989 (V18259=01-88, 97-99); no other main-job employer during 1989 (V18298=5 or 9)

V18304 'C34 OTR EMP APR89 (H-U)' TL0C= 1245 MD=9

C34. In which months during 1989 were you working for that employer?-APRIL 1989

---

73	0.7	1.	Was working on this job at least part of this month
5	0.0	9.	NA; DK
9,293	99.3	0.	Inap.: did not work on this job at all during this month; working now or only temporarily laid off (V18093=1 or 2 or V18095=1); never worked (V18257=5 or 9); last worked before 1989 (V18259=01-88, 97-99); no other main-job employer during 1989 (V18298=5 or 9)

V18305 'C34 OTR EMP MAY89 (H-U)' TL0C= 1246 MD=9



C34. In which months during 1989 were you working for that employer?-MAY  
1989

70	0.6	1.	Was working on this job at least part of this month
4	0.0	9.	NA; DK
9,297	99.3	0.	Inap.: did not work on this job at all during this month; working now or only temporarily laid off (V18093=1 or 2 or V18095=1); never worked (V18257=5 or 9); last worked before 1989 (V18259=01-88, 97-99); no other main-job employer during 1989 (V18298=5 or 9)

V18306 'C34 OTR EMP JUN89 (H-U)' TL0C= 1247 MD=9

C34. In which months during 1989 were you working for that employer?-JUNE  
1989

66	0.6	1.	Was working on this job at least part of this month
4	0.0	9.	NA; DK
9,301	99.3	0.	Inap.: did not work on this job at all during this month; working now or only temporarily laid off (V18093=1 or 2 or V18095=1); never worked (V18257=5 or 9); last worked before 1989 (V18259=01-88, 97-99); no other main-job employer during 1989 (V18298=5 or 9)

V18307 'C34 OTR EMP JUL89 (H-U)' TL0C= 1248 MD=9

C34. In which months during 1989 were you working for that employer?-JULY  
1989

62	0.6	1.	Was working on this job at least part of this month
5	0.0	9.	NA; DK
9,304	99.4	0.	Inap.: did not work on this job at all during this month; working now or only temporarily laid off (V18093=1 or 2 or V18095=1); never worked (V18257=5 or 9); last worked before 1989 (V18259=01-88, 97-99); no other main-job employer during 1989 (V18298=5 or 9)

V18308 'C34 OTR EMP AUG89 (H-U)' TL0C= 1249 MD=9

C34. In which months during 1989 were you working for that employer?-AUGUST  
1989

62	0.6	1.	Was working on this job at least part of this month
4	0.0	9.	NA; DK
9,305	99.4	0.	Inap.: did not work on this job at all during this month; working now or only temporarily laid off (V18093=1 or 2 or V18095=1); never worked (V18257=5 or 9); last worked before 1989 (V18259=01-88, 97-99); no other main-job employer during 1989 (V18298=5 or 9)

V18309 'C34 OTR EMP SEP89 (H-U)' TL0C= 1250 MD=9

C34. In which months during 1989 were you working for that employer?-  
SEPTEMBER 1989

49	0.4	1.	Was working on this job at least part of this month
4	0.0	9.	NA; DK
9,318	99.6	0.	Inap.: did not work on this job at all during this month; working now or only temporarily laid off (V18093=1 or 2 or V18095=1); never worked (V18257=5 or 9); last worked before 1989 (V18259=01-88, 97-99); no other main-job employer during 1989 (V18298=5 or 9)

V18310 'C34 OTR EMP OCT89 (H-U)' TL0C= 1251 MD=9

C34. In which months during 1989 were you working for that employer?-OCTOBER  
1989

45	0.4	1.	Was working on this job at least part of this month
5	0.0	9.	NA; DK

9,321 99.6 0. Inap.: did not work on this job at all during this month; working now or only temporarily laid off (V18093=1 or 2 or V18095=1); never worked (V18257=5 or 9); last worked before 1989 (V18259=01-88, 97-99); no other main-job employer during 1989 (V18298=5 or 9)

V18311 'C34 OTR EMP NOV89 (H-U)' TLOC= 1252 MD=9

C34. In which months during 1989 were you working for that employer?-  
NOVEMBER 1989

36	0.3	1.	Was working on this job at least part of this month
5	0.0	9.	NA; DK
9,330	99.7	0.	Inap.: did not work on this job at all during this month; working now or only temporarily laid off (V18093=1 or 2 or V18095=1); never worked (V18257=5 or 9); last worked before 1989 (V18259=01-88, 97-99); no other main-job employer during 1989 (V18298=5 or 9)

V18312 'C34 OTR EMP DEC89 (H-U)' TLOC= 1253 MD=9

C34. In which months during 1989 were you working for that employer?-  
DECEMBER 1989

31	0.2	1.	Was working on this job at least part of this month
6	0.0	9.	NA; DK
9,334	99.7	0.	Inap.: did not work on this job at all during this month; working now or only temporarily laid off (V18093=1 or 2 or V18095=1); never worked (V18257=5 or 9); last worked before 1989 (V18259=01-88, 97-99); no other main-job employer during 1989 (V18298=5 or 9)

V18313 'C35 WORK SELF/OTR?(HD-U)' TLOC= 1254 MD=9

C35. On this main job, were you (HEAD) self-employed, were you employed by someone else, or what?

134	1.3	1.	Someone else only
		2.	Both someone else and self
9	0.1	3.	Self-employed only
3	0.0	9.	NA; DK
9,225	98.7	0.	Inap.: working now or only temporarily laid off (V18093=1 or 2 or V18095=1); never worked (V18257=5 or 9); last worked before 1989 (V18259=01-88, 97-99); no other main-job employer during 1989 (V18298=5 or 9)

V18314 'C36 CORP/UNCORP BUS(H-U)' TLOC= 1255 MD=9

C36. Was that an unincorporated business or a corporation?

8	0.1	1.	Unincorporated
1	0.0	2.	Corporation
		8.	DK
		9.	NA
9,362	99.9	0.	Inap.: working now or only temporarily laid off (V18093=1 or 2 or V18095=1); never worked (V18257=5 or 9); last worked before 1989 (V18259=01-88, 97-99); no other main-job employer during 1989 (V18298=5 or 9); worked for someone else only (V18313=1 or 9)

V18315 'C37 WRK GOV-OTR EMP? H-U' TLOC= 1256 MD=9

C37. Did you (HEAD) work for the federal, state, or local government, a private company, or what?

1	0.0	1.	Federal government
4	0.1	2.	State government
4	0.0	3.	Local government; public school system
120	1.1	4.	Private company; non-government
3	0.0	7.	Other
2	0.0	9.	NA; Don't Know

9,237 98.7 0. Inap.: working now or only temporarily laid off (V18093=1 or 2 or V18095=1); never worked (V18257=5 or 9); last worked before 1989 (V18259=01-88, 97-99); no other main-job employer during 1989 (V18298=5 or 9); worked for self only or also employed by someone else (V18313=2, 3 or 9)

**V18316 'C38-39 OCC OTR EMP (H-U)' TLOC= 1257- 1259 MD=999**

C38. What was your occupation when you first started working for them? What sort of work did you do?

C39. What were your most important activities or duties?

The 3-digit occupation code from 1970 Census of Population; Alphabetical Index of Industries and Occupation issued June 1971 by the U.S. Department of Commerce and the Bureau of the Census was used for this variable. Please refer to Appendix 2, Wave XIV documentation, for complete listings.

7	0.1	001-195.	Professional, Technical, and Kindred Workers
4	0.1	201-245.	Managers and Administrators, Except Farm
7	0.1	260-285.	Sales Workers
20	0.2	301-395.	Clerical and Kindred Workers
23	0.2	401-600.	Craftsmen and Kindred Workers
18	0.2	601-695.	Operatives, Except Transport
3	0.0	701-715.	Transport Equipment Operatives
21	0.2	740-785.	Laborers, Except Farm
		801-802.	Farmers and Farm Managers
9	0.1	821-824.	Farm Laborers and Farm Foremen
28	0.2	901-965.	Service Workers, Except Private Household
4	0.0	980-984.	Private Household Workers
2	0.0	999.	NA; DK
9,225	98.7	000.	Inap.: working now or only temporarily laid off (V18093=1 or 2 or V18095=1); never worked (V18257=5 or 9); last worked before 1989 (V18259=01-88, 97-99); no other main-job employer during 1989 (V18298=5 or 9)

**V18317 'C40 IND OTR EMP (HD-U)' TLOC= 1260- 1262 MD=999**

C40. What kind of business or industry was that in?

The 3-digit industry code from 1970 Census of Population; Alphabetical Index of Industries and Occupations issued June 1971 by the U.S. Department of Commerce and the Bureau of the Census was used for this variable. Please refer to Appendix 2, Wave XIV documentation, for complete listings.

11	0.1	017-028.	Agriculture, Forestry, and Fisheries
1	0.0	047-057.	Mining
23	0.2	067-077.	Construction
28	0.3	107-398.	Manufacturing
5	0.0	407-479.	Transportation, Communications, and Other Public Utilities
32	0.3	507-698.	Wholesale and Retail Trade
5	0.0	707-718.	Finance, Insurance, and Real Estate
14	0.1	727-759.	Business and Repair Services
10	0.1	769-798.	Personal Services
1	0.0	807-809.	Entertainment and Recreation Services
13	0.2	828-897.	Professional and Related Services
1	0.0	907-937.	Public Administration
2	0.0	999.	NA; DK
9,225	98.7	000.	Inap.: working now or only temporarily laid off (V18093=1 or 2 or V18095=1); never worked (V18257=5 or 9); last worked before 1989 (V18259=01-88, 97-99); no other main-job employer during 1989 (V18298=5 or 9)

**V18318 'C41 START WAGE OTR EMP-H' TLOC= 1263- 1266 MD=9999**

C41. What was your starting wage or salary with that employer?

% nonzero = 1.3

mean nonzero, excluding missing data = 6.074 (with implied decimals)

268 - RAW DATA

The values for this variable represent dollars and cents per hour. For calculation of hourly rates from salary amounts, the hours per week worked from question C42 were used. Annual salaries were divided by the answer to C42 times 52 weeks; monthly salaries by C42 times 4.3 weeks.

OSIRIS USERS: Note that this variable is defined in the dictionary as having no decimal places.

- 9998. \$99.98 per hour or more
- 9999. NA; DK
- 0000. Inap.: working now or only temporarily laid off (V18093=1 or 2 or V18095=1); never worked (V18257=5 or 9); last worked before 1989 (V18259=01-88, 97-99); no other main-job employer during 1989 (V18298=5 or 9)

V18319 'C42 BEG HR/WK OTR EMP-HD' TL0C= 1267- 1268 MD=99

C42. And how many hours a week did you work when you first started?

% nonzero = 1.3  
 mean nonzero, excluding missing data = 40.4

The values for this variable represent the actual number of hours per week Head worked.

- 98. Ninety-eight hours per week or more
- 99. NA; DK
- 00. Inap.: working now or only temporarily laid off (V18093=1 or 2 or V18095=1); never worked (V18257=5 or 9); last worked before 1989 (V18259=01-88, 97-99); no other main-job employer during 1989 (V18298=5 or 9)

V18320 'C43 CHG POS OTR EMP(H-U)' TL0C= 1269 MD=9

C43. During 1989, did your job title or position with that main job employer change?

- |       |      |    |  |
|-------|------|----|--|
| 10    | 0.1  | 1. | Yes  |
| 128   | 1.2  | 5. | No   |
| 8     | 0.1  | 9. | NA; DK   |
| 9,225 | 98.7 | 0. | Inap.: working now or only temporarily laid off (V18093=1 or 2 or V18095=1); never worked (V18257=5 or 9); last worked before 1989 (V18259=01-88, 97-99); no other main-job employer during 1989 (V18298=5 or 9) |

V18321 'C44 MO CHGE POS (HD-U)' TL0C= 1270- 1271 MD=99

C44. In what month did that happen?

- |       |      |     |  |
|-------|------|-----|--|
| 1     | 0.0  | 01. | January  |
| 3     | 0.0  | 02. | February   |
|       |      | 03. | March  |
|       |      | 04. | April  |
| 1     | 0.0  | 05. | May  |
|       |      | 06. | June   |
| 1     | 0.0  | 07. | July   |
|       |      | 08. | August   |
|       |      | 09. | September  |
|       |      | 10. | October  |
| 2     | 0.0  | 11. | November   |
|       |      | 12. | December   |
|       |      | 21. | Winter   |
|       |      | 22. | Spring   |
|       |      | 23. | Summer   |
|       |      | 24. | Fall/Autumn  |
| 2     | 0.0  | 98. | DK month   |
|       |      | 99. | NA month   |
| 9,361 | 99.9 | 00. | Inap.: working now or only temporarily laid off (V18093=1 or 2 or V18095=1); never worked (V18257=5 or 9); last worked before 1989 (V18259=01-88, 97-99); no other main- |

job employer during 1989 (V18298=5 or 9); did not change job title or position in 1989 (V18320=5 or 9)

V18322 'C45 TYPE CHG OTR EMP H-U' TL0C= 1272 MD=9

C45. Was that a promotion with higher pay, a major change in your duties but with the same pay, or what?

4	0.0	1.	Promotion with higher pay
5	0.0	5.	Major change in duties but with same pay
1	0.0	7.	Other
		9.	NA; DK
9,961	99.9	0.	Inap.: working now or only temporarily laid off (V18093=1 or 2 or V18095=1); never worked (V18257=5 or 9); last worked before 1989 (V18259=01-88, 97-99); no other main-job employer during 1989 (V18298=5 or 9); did not change job title or position in 1989 (V18320=5 or 9)

V18323 'C46 STOP WRK OTR EMP H-U' TL0C= 1273 MD=9

C46. Have you stopped working for that main job employer?

143	1.3	1.	Yes
1	0.0	5.	No
2	0.0	9.	NA; DK
9,225	98.7	0.	Inap.: working now or only temporarily laid off (V18093=1 or 2 or V18095=1); never worked (V18257=5 or 9); last worked before 1989 (V18259=01-88, 97-99); no other main-job employer during 1989 (V18298=5 or 9)

V18324 'C47 MO END OTR EMP(HD-U)' TL0C= 1274- 1275 MD=99

C47. In what month and year did you stop working for that employer?-MONTH

14	0.1	01.	January
13	0.1	02.	February
17	0.2	03.	March
11	0.1	04.	April
13	0.1	05.	May
7	0.1	06.	June
6	0.1	07.	July
21	0.3	08.	August
10	0.1	09.	September
8	0.1	10.	October
6	0.1	11.	November
9	0.1	12.	December
		21.	Winter
		22.	Spring
		23.	Summer
		24.	Fall/Autumn
		98.	DK month
8	0.0	99.	NA month
9,228	98.7	00.	Inap.: working now or only temporarily laid off (V18093=1 or 2 or V18095=1); never worked (V18257=5 or 9); last worked before 1989 (V18259=01-88, 97-99); no other main-job employer during 1989 (V18298=5 or 9); still working for other employer (V18323=5 or 9)

V18325 'C47 YR END OTR EMP(HD-U)' TL0C= 1276- 1277 MD=99

C47. In what month and year did you stop working for that employer?-YEAR

116	1.1	89.	1989
19	0.2	90.	1990
1	0.0	98.	DK year
7	0.1	99.	NA year
9,228	98.7	00.	Inap.: working now or only temporarily laid off (V18093=1 or 2 or V18095=1); never worked (V18257=5 or 9); last worked before 1989 (V18259=01-88, 97-99); no other main-

job employer during 1989 (V18298=5 or 9); still working  
for other employer (V18323=5 or 9)

V18326 'C48 WHY LEFT OTR EMP H-U' TLOC= 1278 MD=9

C48. What happened with that employer--did the company go out of business,  
were you (HEAD) laid off, did you quit, or what?

8	0.1	1.	Company folded/changed hands/moved out of town; employer died/went out of business
		2.	Strike; lockout
33	0.3	3.	Laid off; fired
78	0.8	4.	Quit; resigned; retired; pregnant; needed more money; just wanted a change in jobs; was self-employed before
1	0.0	7.	Other; transfer; any mention of armed services
10	0.1	8.	Job was completed; seasonal work; was a temporary job
13	0.1	9.	NA; DK
9,228	98.7	0.	Inap.: working now or only temporarily laid off (V18093=1 or 2 or V18095=1); never worked (V18257=5 or 9); last worked before 1989 (V18259=01-88, 97-99); no other main-job employer during 1989 (V18298=5 or 9); still working for other employer (V18323=5 or 9)

V18327 'C49 END WAGE OTR EMP H-U' TLOC= 1279- 1282 MD=9999

C49. What was your (HEAD'S) final wage or salary when you left that employer?

% nonzero = 1.3

mean nonzero, excluding missing data = 7.669 (with implied decimals)

The values for this variable represent dollars and cents per hour. For calculation of hourly rates from salary amounts, the hours per week worked from question C50 were used. Annual salaries were divided by the answer to C50 times 52 weeks; monthly salaries by C50 times 4.3 weeks.

OSIRIS USERS: Note that this variable is defined in the dictionary as having no decimal places.

9998. \$99.98 per hour or more

9999. NA; DK

0000. Inap.: working now or only temporarily laid off (V18093=1 or 2 or V18095=1); never worked (V18257=5 or 9); last worked before 1989 (V18259=01-88, 97-99); no other main-job employer during 1989 (V18298=5 or 9); still working for other employer (V18323=5 or 9)

V18328 'C50 END HRS/WK OTR EMP-H' TLOC= 1283- 1284 MD=99

C50. And how many hours a week did you work just before you left?

% nonzero = 1.3

mean nonzero, excluding missing data = 40.3

The values for this variable represent the actual number of hours per week Head worked.

01. One hour or less per week

98. Ninety-eight hours or more per week

99. NA; DK

00. Inap.: working now or only temporarily laid off (V18093=1 or 2 or V18095=1); never worked (V18257=5 or 9); last worked before 1989 (V18259=01-88, 97-99); no other main-job employer during 1989 (V18298=5 or 9); still working for other employer (V18323=5 or 9)

V18329 'C51 ANY OTR EMP 89 (H-U)' TLOC= 1285 MD=9

C51. Did you have any other **main-job** employers at any time during 1989?  
(Remember to count yourself as an employer if you were self-employed then on a **main job**.)

31	0.3	1.	Yes
115	1.1	5.	No
		9.	NA; DK
9,225	98.7	0.	Inap.: working now or only temporarily laid off (V18093=1 or 2 or V18095=1); never worked (V18257=5 or 9); last worked before 1989 (V18259=01-88, 97-99); no other main-job employer during 1989 (V18298=5 or 9)

V18330 'C-# WORK HIST SUPPS(H-U)' TLOC= 1286- 1287

Number of Additional Work History Spells for Section C

% nonzero = 0.3  
mean nonzero = 1.4

The values for this variable represent the actual number of work history spells needed to complete the work history for 1989. These data are available as a separate file. Refer to Section I, Part 7 of this volume for more detail.

00. Inap.: working now or only temporarily laid off (V18093=1 or 2 or V18095=1); never worked (V18257=5 or 9); last worked before 1989 (V18259=01-88, 97-99); no other main-job employer during 1989 (V18298=5 or 9); no other main-job employers in 1989 (V18329=5 or 9)

V18331 'C52 WTR VACATION (HD-U)' TLOC= 1288 MD=9

C52. We're interested in how you (HEAD) spent your time from January through December 1989, regardless of whether or not you were employed. I know you may have given me some of this information already, but my instructions are to ask these questions of everybody. Did you take any vacation or time off during 1989?

180	2.2	1.	Yes
440	3.6	5.	No
6	0.0	9.	NA; DK
8,745	94.3	0.	Inap.: working now or only temporarily laid off (V18093=1 or 2 or V18095=1); never worked (V18257=5 or 9); last worked before 1989 (V18259=01-88, 97-99)

V18332 'C53 #WKS VACATION (HD-U)' TLOC= 1289- 1290 MD=99

C53. How much vacation or time off did you take?

% nonzero = 2.2  
mean nonzero, excluding missing data = 3.7

The values for this variable represent the actual number of weeks (01-52) of vacation or time off taken by the Head.

01. One week or less  
99. NA; DK  
00. Inap.: working now or only temporarily laid off (V18093=1 or 2 or V18095=1); never worked (V18257=5 or 9); last worked before 1989 (V18259=01-88, 97-99); took no vacation or time off (V18331=5 or 9)

V18333 'C55 WTR OTRS ILL (HD-U)' TLOC= 1291 MD=9

C55. Did you miss any work in 1989 because someone else was sick?

65	0.6	1.	Yes
554	5.2	5.	No
7	0.0	9.	NA; DK
8,745	94.3	0.	Inap.: working now or only temporarily laid off (V18093=1 or 2 or V18095=1); never worked (V18257=5 or 9); last worked before 1989 (V18259=01-88, 97-99)

V18334 'C56 #WKS OTRS ILL (HD-U)' TLOC= 1292- 1293 MD=99

C56. How much work did you miss?

% nonzero = 0.6  
 mean nonzero, excluding missing data = 2.3

The values for this variable represent the actual number of weeks (01-52) missed through illness of persons other than the Head.

- 01. One week or less
- 99. NA; DK
- 00. Inap.: working now or only temporarily laid off (V18093=1 or 2 or V18095=1); never worked (V18257=5 or 9); last worked before 1989 (V18259=01-88, 97-99); missed no work through illness of others (V18333=5 or 9)

V18335 'C58 WTR SELF ILL (HD-U)' TLOC= 1294 MD=9

C58. Did you miss any work in 1989 because you were sick?

156	1.6	1.	Yes
464	4.1	5.	No
6	0.0	9.	NA; DK
8,745	94.3	0.	Inap.: working now or only temporarily laid off (V18093=1 or 2 or V18095=1); never worked (V18257=5 or 9); last worked before 1989 (V18259=01-88, 97-99)

V18336 'C59 #WKS SELF ILL (HD-U)' TLOC= 1295- 1296 MD=99

C59. How much work did you miss?

% nonzero = 1.6  
 mean nonzero, excluding missing data = 3.6

The values for this variable represent the actual number of weeks (01-52) missed through Head's own illness.

- 01. One week or less
- 99. NA; DK
- 00. Inap.: working now or only temporarily laid off (V18093=1 or 2 or V18095=1); never worked (V18257=5 or 9); last worked before 1989 (V18259=01-88, 97-99); missed no work through own illness (V18335=5 or 9)

V18337 'C61 WTR ON STRIKE (HD-U)' TLOC= 1297 MD=9

C61. Did you miss any work in 1989 because you were on strike?

619	5.7	1.	Yes
7	0.0	5.	No
8,745	94.3	9.	NA; DK
		0.	Inap.: working now or only temporarily laid off (V18093=1 or 2 or V18095=1); never worked (V18257=5 or 9); last worked before 1989 (V18259=01-88, 97-99)

V18338 'C62 #WKS ON STRIKE (H-U)' TLOC= 1298- 1299 MD=99

C62. How much work did you miss?

% nonzero: no nonzero cases for 1990 data  
 mean nonzero, excluding missing data: no nonzero cases for 1990 data

The values for this variable represent the actual number of weeks (01-52) missed because of time Head spent on strike.

- 01. One week or less
- 99. NA; DK
- 00. Inap.: working now or only temporarily laid off (V18093=1 or 2 or V18095=1); never worked (V18257=5 or 9); last worked before 1989 (V18259=01-88, 97-99); missed no work through strikes (V18337=5 or 9)



V18339 'C64 WTR UNEMPLOYED (H-U)' TLOC= 1300 MD=9

C64. Did you miss any work in 1989 because you were unemployed and looking for work or temporarily laid off?

234	1.6	1.	Yes
388	4.1	5.	No
4	0.0	9.	NA; DK
8,745	94.3	0.	Inap.: working now or only temporarily laid off (V18093=1 or 2 or V18095=1); never worked (V18257=5 or 9); last worked before 1989 (V18259=01-88, 97-99)

V18340 'C65 #WK UNEMPLOYED (H-U)' TLOC= 1301- 1302 MD=99

C65. How much work did you miss?

% nonzero = 1.6  
mean nonzero, excluding missing data = 18.0

The values for this variable represent the actual number of weeks (01-52) missed due to unemployment or temporarily layoff of Head.

01. One week or less  
99. NA; DK  
00. Inap.: working now or only temporarily laid off (V18093=1 or 2 or V18095=1); never worked (V18257=5 or 9); last worked before 1989 (V18259=01-88, 97-99); was not unemployed or laid off (V18339=5 or 9)

V18341 'C67 WTR OUT LAB FRC(H-U)' TLOC= 1303 MD=9

C67. Were there any weeks in 1989 when you didn't have a job and were not looking for one?

289	3.1	1.	Yes
330	2.6	5.	No
7	0.0	9.	NA; DK
8,745	94.3	0.	Inap.: working now or only temporarily laid off (V18093=1 or 2 or V18095=1); never worked (V18257=5 or 9); last worked before 1989 (V18259=01-88, 97-99)

V18342 'C68 #WKS OUT LAB FRC H-U' TLOC= 1304- 1305 MD=99

C68. How much time was that?

% nonzero = 3.1  
mean nonzero, excluding missing data = 27.1

The values for this variable represent the actual number of weeks (01-52) Head did not have a job and was not looking for one.

01. One week or less  
99. NA; DK  
00. Inap.: working now or only temporarily laid off (V18093=1 or 2 or V18095=1); never worked (V18257=5 or 9); last worked before 1989 (V18259=01-88, 97-99); not out of labor force (V18341=5 or 9)

V18343 'C70 # WKS WORKED (HD-U)' TLOC= 1306- 1307 MD=99

C70. Then, how many weeks did you actually work on your main job(s) in 1989?

% nonzero = 5.6  
mean nonzero, excluding missing data = 30.3

The values for this variable represent the actual number of weeks (01-52) Head worked on his/her main job/jobs.

01. One week or less  
99. NA; DK

00. Inap.: did not work at all in 1989; working now or only temporarily laid off (V18093=1 or 2 or V18095=1); never worked (V18257=5 or 9); last worked before 1989 (V18259=01-88, 97-99)

V18344 'C71 HR/WK WORKED (HD-U)' TLOC= 1308- 1309 MD=99

C71. And, on the average, how many hours a week did you work on your main job(s) in 1989?

---

% nonzero = 5.6  
mean nonzero, excluding missing data = 38.5

The values for this variable represent the actual number of hours per week Head worked on his/her job.

01. One hour or less  
98. Ninety-eight hours or more  
99. NA; DK  
00. Inap.: working now or only temporarily laid off (V18093=1 or 2 or V18095=1); never worked (V18257=5 or 9); last worked before 1989 (V18259=01-88, 97-99); did not work at all in 1989 (V18343=00)

V18345 'C72 WTR WORKED OT (HD-U)' TLOC= 1310 MD=9

C72. Did you work any overtime which isn't included in that?

---

120	0.9	1.	Yes
472	4.7	5.	No
15	0.1	9.	NA; DK
8,764	94.4	0.	Inap.: working now or only temporarily laid off (V18093=1 or 2 or V18095=1); never worked (V18257=5 or 9); last worked before 1989 (V18259=01-88, 97-99); did not work at all in 1989 (V18343=00)

V18346 'C74 WTR XTRA JOBS (HD-U)' TLOC= 1311 MD=9

C74. (Besides the weeks and hours worked you have just told me about,) did you (HEAD) have an **extra** job or other way of making money in addition to your main job(s) in 1989?

---

44	0.5	1.	Yes
578	5.3	5.	No
4	0.0	9.	NA; DK
8,745	94.3	0.	Inap.: working now or only temporarily laid off (V18093=1 or 2 or V18095=1); never worked (V18257=5 or 9); last worked before 1989 (V18259=01-88, 97-99)

V18347 'C74-98 # XTRA JOBS (H-U)' TLOC= 1312 MD=9

C74. (Besides the weeks and hours worked you have just told me about,) did you (HEAD) have an **extra** job or other way of making money in addition to your main job(s) in 1989?

C86/C98. Did you have any other **extra** jobs in 1989?

---

The values for this variable represent the total number of extra jobs (1-7) that Head had.

44	0.5	1.	One extra job
		2.	Two extra jobs
		3.	Three extra jobs
		4.	Four extra jobs
		5.	Five extra jobs
		6.	Six extra jobs
		7.	Seven extra jobs
		8.	Eight or more extra jobs
		9.	NA; DK
9,327	99.5	0.	Inap.: working now or only temporarily laid off (V18093=1 or 2 or V18095=1); never worked (V18257=5 or 9); last

worked before 1989 (V18259=01-88, 97-99); no extra jobs (V18346=5 or 9)

V18348 'C75 WORK FOR GOVT?(HD-U)' TLOC= 1313 MD=9

C75. Did you (HEAD) work for the federal, state, or local government, a private company, or what?

2	0.0	1.	Federal government
2	0.0	2.	State government
		3.	Local government; public school system
26	0.3	4.	Private company; non-government
11	0.1	5.	Self-employed
		7.	Other
3	0.1	9.	NA; Don't Know
9,327	99.5	0.	Inap.: working now or only temporarily laid off (V18093=1 or 2 or V18095=1); never worked (V18257=5 or 9); last worked before 1989 (V18259=01-88, 97-99); no extra jobs (V18346=5 or 9)

V18349 'C76-77 OCC-XTRA JOB1 H-U' TLOC= 1314- 1316 MD=999

C76. What was your occupation? What sort of work did you do?  
 C77. What were your most important activities or duties?-FIRST EXTRA JOB

The 3-digit occupation code from 1970 Census of Population; Alphabetical Index of Industries and Occupations issued June 1971 by the U.S. Department of Commerce and the Bureau of the Census was used for this variable. Please refer to Appendix 2, Wave XIV documentation, for complete listings.

3	0.1	001-195.	Professional, Technical, and Kindred Workers
4	0.0	201-245.	Managers and Administrators, Except Farm
5	0.1	260-285.	Sales Workers
2	0.0	301-395.	Clerical and Kindred Workers
5	0.1	401-600.	Craftsmen and Kindred Workers
2	0.0	601-695.	Operatives, Except Transport
		701-715.	Transport Equipment Operatives
8	0.1	740-785.	Laborers, Except Farm
		801-802.	Farmers and Farm Managers
1	0.0	821-824.	Farm Laborers and Farm Foremen
12	0.1	901-965.	Service Workers, Except Private Household
1	0.0	980-984.	Private Household Workers
1	0.0	999.	NA; DK
9,327	99.5	000.	Inap.: working now or only temporarily laid off (V18093=1 or 2 or V18095=1); never worked (V18257=5 or 9); last worked before 1989 (V18259=01-88, 97-99); no extra jobs (V18346=5 or 9)

V18350 'C78 IND XTRA JOB1 (HD-U)' TLOC= 1317- 1319 MD=999

C78. What kind of business or industry was that in?-FIRST EXTRA JOB

The 3-digit industry code from 1970 Census of Population; Alphabetical Index of Industries and Occupations issued June 1971 by the U.S. Department of Commerce and the Bureau of the Census was used for this variable. Please refer to Appendix 2, Wave XIV documentation, for complete listings.

4	0.1	017-028.	Agriculture, Forestry, and Fisheries
1	0.0	047-057.	Mining
3	0.0	067-077.	Construction
3	0.0	107-398.	Manufacturing
		407-479.	Transportation, Communications, and Other Public Utilities
11	0.1	507-698.	Wholesale and Retail Trade
1	0.0	707-718.	Finance, Insurance, and Real Estate
7	0.1	727-759.	Business and Repair Services
2	0.0	769-798.	Personal Services
1	0.0	807-809.	Entertainment and Recreation Services
7	0.1	828-897.	Professional and Related Services
3	0.0	907-937.	Public Administration
1	0.0	999.	NA; DK

9,327 99.5 000. Inap.: working now or only temporarily laid off (V18093=1 or 2 or V18095=1); never worked (V18257=5 or 9); last worked before 1989 (V18259=01-88, 97-99); no extra jobs (V18346=5 or 9)

V18351 'C79 PAY/HR XTRA JOB1 H-U' TLOC= 1320- 1323 MD=9999

C79. About how much did you make at this?-FIRST EXTRA JOB IN 1989

---

% nonzero = 0.5  
 mean nonzero, excluding missing data = 10.670 (with implied decimals)

The values for this variable represent dollars and cents per hour. If the amount was given as something other than an hourly rate, the same rules as those for V18104 were used.

OSIRIS USERS:

Note that this variable is defined in the dictionary as having no decimal places.

- 9998. \$99.98 or more per hour
- 9999. NA; DK
- 0000. Inap.: working now or only temporarily laid off (V18093=1 or 2 or V18095=1); never worked (V18257=5 or 9); last worked before 1989 (V18259=01-88, 97-99); no extra jobs (V18346=5 or 9)

V18352 'C80 # WKS EXTRA JOB1 H-U' TLOC= 1324- 1325 MD=99

C80. And, how many weeks did you work on this extra job in 1989?-FIRST EXTRA JOB IN 1989

---

% nonzero = 0.5  
 mean nonzero, excluding missing data = 12.9

The values for this variable represent the actual number of weeks (01-52) Head worked on the extra job.

- 01. One week or less
- 99. NA; DK
- 00. Inap.: working now or only temporarily laid off (V18093=1 or 2 or V18095=1); never worked (V18257=5 or 9); last worked before 1989 (V18259=01-88, 97-99); no extra jobs (V18346=5 or 9)

V18353 'C81 HR/WK XTRA JOB1(H-U)' TLOC= 1326- 1327 MD=99

C81. On the average, how many hours a week did you work on this job?-FIRST EXTRA JOB IN 1989

---

% nonzero = 0.5  
 mean nonzero, excluding missing data = 20.5

The values for this variable represent the actual number of hours per week Head worked on the extra job.

- 01. One hour or less
- 98. Ninety-eight hours or more
- 99. NA; DK
- 00. Inap.: working now or only temporarily laid off (V18093=1 or 2 or V18095=1); never worked (V18257=5 or 9); last worked before 1989 (V18259=01-88, 97-99); no extra jobs (V18346=5 or 9)

V18354 'C82 MO BEG XTRA JOB1 H-U' TLOC= 1328- 1329 MD=99

C82. In what month and year did you start working for that employer?-MONTH BEGAN FIRST EXTRA JOB

---

- 6 0.1 01. January
- 02. February
- 03. March

3	0.0	04.	April
4	0.1	05.	May
3	0.1	06.	June
1	0.0	07.	July
4	0.1	08.	August
5	0.0	09.	September
4	0.0	10.	October
5	0.0	11.	November
		12.	December
		21.	Winter
		22.	Spring
		23.	Summer
		24.	Fall/Autumn
5	0.0	98.	DK month
4	0.0	99.	NA month
9,327	99.5	00.	Inap.: working now or only temporarily laid off (V18093=1 or 2 or V18095=1); never worked (V18257=5 or 9); last worked before 1989 (V18259=01-88, 97-99); no extra jobs (V18346=5 or 9)

V18355 'C82 YR BEG XTRA JOB1 H-U' TLOC= 1330- 1331 MD=99

C82. In what month and year did you start working for that employer?-YEAR  
BEGAN FIRST EXTRA JOB

---

% nonzero = 0.5  
mean nonzero, excluding missing data = 87.8

The values for this variable in the range 01-89 represent the last two digits of the year Head started working for his/her extra job employer.

- 97. Before 1989, DK exact year
- 98. DK year at all
- 99. NA
- 00. Inap.: working now or only temporarily laid off (V18093=1 or 2 or V18095=1); never worked (V18257=5 or 9); last worked before 1989 (V18259=01-88, 97-99); no extra jobs (V18346=5 or 9)

V18356 'C83 WRK XJOB1 JAN89 H-U' TLOC= 1332 MD=9

C83. In which months during 1989 were you working for that employer?-JANUARY  
1989-FIRST EXTRA JOB

---

18	0.2	1.	Was working on this job at least part of this month
3	0.0	9.	NA; DK
9,350	99.8	0.	Inap.: did not work on this job at all during this month; working now or only temporarily laid off (V18093=1 or 2 or V18095=1); never worked (V18257=5 or 9); last worked before 1989 (V18259=01-88, 97-99); no extra jobs (V18346=5 or 9)

V18357 'C83 WRK XJOB1 FEB89 H-U' TLOC= 1333 MD=9

C83. In which months during 1989 were you working for that employer?-  
FEBRUARY 1989-FIRST EXTRA JOB

---

17	0.2	1.	Was working on this job at least part of this month
3	0.0	9.	NA; DK
9,351	99.8	0.	Inap.: did not work on this job at all during this month; working now or only temporarily laid off (V18093=1 or 2 or V18095=1); never worked (V18257=5 or 9); last worked before 1989 (V18259=01-88, 97-99); no extra jobs (V18346=5 or 9)

V18358 'C83 WRK XJOB1 MAR89 H-U' TLOC= 1334 MD=9

C83. In which months during 1989 were you working for that employer?-MARCH  
1989-FIRST EXTRA JOB

---

16	0.2	1.	Was working on this job at least part of this month
3	0.0	9.	NA; DK

## 278 - RAW DATA

9,352 99.8 0. Inap.: did not work on this job at all during this month; working now or only temporarily laid off (V18093=1 or 2 or V18095=1); never worked (V18257=5 or 9); last worked before 1989 (V18259=01-88, 97-99); no extra jobs (V18346=5 or 9)

V18359 'C83 WRK XJOB1 APR89 H-U' TLOC= 1335 MD=9

C83. In which months during 1989 were you working for that employer?-APRIL 1989-FIRST EXTRA JOB

15	0.2	1.	Was working on this job at least part of this month
3	0.0	9.	NA; DK
9,353	99.8	0.	Inap.: did not work on this job at all during this month; working now or only temporarily laid off (V18093=1 or 2 or V18095=1); never worked (V18257=5 or 9); last worked before 1989 (V18259=01-88, 97-99); no extra jobs (V18346=5 or 9)

V18360 'C83 WRK XJOB1 MAY89 H-U' TLOC= 1336 MD=9

C83. In which months during 1989 were you working for that employer?-MAY 1989-FIRST EXTRA JOB

16	0.2	1.	Was working on this job at least part of this month
3	0.0	9.	NA; DK
9,352	99.7	0.	Inap.: did not work on this job at all during this month; working now or only temporarily laid off (V18093=1 or 2 or V18095=1); never worked (V18257=5 or 9); last worked before 1989 (V18259=01-88, 97-99); no extra jobs (V18346=5 or 9)

V18361 'C83 WRK XJOB1 JUN89 H-U' TLOC= 1337 MD=9

C83. In which months during 1989 were you working for that employer?-JUNE 1989-FIRST EXTRA JOB

14	0.2	1.	Was working on this job at least part of this month
3	0.0	9.	NA; DK
9,354	99.8	0.	Inap.: did not work on this job at all during this month; working now or only temporarily laid off (V18093=1 or 2 or V18095=1); never worked (V18257=5 or 9); last worked before 1989 (V18259=01-88, 97-99); no extra jobs (V18346=5 or 9)

V18362 'C83 WRK XJOB1 JUL89 H-U' TLOC= 1338 MD=9

C83. In which months during 1989 were you working for that employer?-JULY 1989-FIRST EXTRA JOB

12	0.2	1.	Was working on this job at least part of this month
3	0.0	9.	NA; DK
9,356	99.8	0.	Inap.: did not work on this job at all during this month; working now or only temporarily laid off (V18093=1 or 2 or V18095=1); never worked (V18257=5 or 9); last worked before 1989 (V18259=01-88, 97-99); no extra jobs (V18346=5 or 9)

V18363 'C83 WRK XJOB1 AUG89 H-U' TLOC= 1339 MD=9

C83. In which months during 1989 were you working for that employer?-AUGUST 1989-FIRST EXTRA JOB

9	0.1	1.	Was working on this job at least part of this month
4	0.0	9.	NA; DK
9,358	99.8	0.	Inap.: did not work on this job at all during this month; working now or only temporarily laid off (V18093=1 or 2 or V18095=1); never worked (V18257=5 or 9); last worked before 1989 (V18259=01-88, 97-99); no extra jobs (V18346=5 or 9)

V18364 'C83 WRK XJOB1 SEP89 H-U' TLOC= 1340 MD=9

C83. In which months during 1989 were you working for that employer?-SEPTEMBER 1989-FIRST EXTRA JOB

12	0.1	1.	Was working on this job at least part of this month
----	-----	----	---

4 0.0 9. NA; DK  
 9,355 99.9 0. Inap.: did not work on this job at all during this month;  
 working now or only temporarily laid off (V18093=1 or 2 or  
 V18095=1); never worked (V18257=5 or 9); last worked before  
 1989 (V18259=01-88, 97-99); no extra jobs (V18346=5 or 9)

V18365 'C83 WRK XJOB1 OCT89 H-U' TL0C= 1341 MD=9

C83. In which months during 1989 were you working for that employer?-OCTOBER  
 1989-FIRST EXTRA JOB

13 0.1 1. Was working on this job at least part of this month  
 3 0.0 9. NA; DK  
 9,355 99.9 0. Inap.: did not work on this job at all during this month;  
 working now or only temporarily laid off (V18093=1 or 2 or  
 V18095=1); never worked (V18257=5 or 9); last worked before  
 1989 (V18259=01-88, 97-99); no extra jobs (V18346=5 or 9)

V18366 'C83 WRK XJOB1 NOV89 H-U' TL0C= 1342 MD=9

C83. In which months during 1989 were you working for that employer?-  
 NOVEMBER 1989-FIRST EXTRA JOB

18 0.1 1. Was working on this job at least part of this month  
 3 0.0 9. NA; DK  
 9,350 99.8 0. Inap.: did not work on this job at all during this month;  
 working now or only temporarily laid off (V18093=1 or 2 or  
 V18095=1); never worked (V18257=5 or 9); last worked before  
 1989 (V18259=01-88, 97-99); no extra jobs (V18346=5 or 9)

V18367 'C83 WRK XJOB1 DEC89 H-U' TL0C= 1343 MD=9

C83. In which months during 1989 were you working for that employer?-  
 DECEMBER 1989-FIRST EXTRA JOB

11 0.1 1. Was working on this job at least part of this month  
 3 0.0 9. NA; DK  
 9,357 99.9 0. Inap.: did not work on this job at all during this month;  
 working now or only temporarily laid off (V18093=1 or 2 or  
 V18095=1); never worked (V18257=5 or 9); last worked before  
 1989 (V18259=01-88, 97-99); no extra jobs (V18346=5 or 9)

V18368 'C84 STOP WORK XJOB1 H-U' TL0C= 1344 MD=9

C84. Have you stopped working for that employer?-FIRST EXTRA JOB

35 0.4 1. Yes  
 7 0.1 5. No  
 2 0.0 9. NA; DK  
 9,327 99.5 0. Inap.: working now or only temporarily laid off (V18093=1  
 or 2 or V18095=1); never worked (V18257=5 or 9); last  
 worked before 1989 (V18259=01-88, 97-99); no extra jobs  
 (V18346=5 or 9)

V18369 'C85 MD END XJOB1 (HD-U)' TL0C= 1345- 1346 MD=99

C85. In what month and year was that?-MONTH ENDED FIRST EXTRA JOB

1 0.0 01. January  
 2 0.0 02. February  
 3 0.0 03. March  
 1 0.0 04. April  
 2 0.0 05. May  
 06. June  
 6 0.1 07. July  
 5 0.1 08. August  
 1 0.0 09. September  
 1 0.0 10. October  
 8 0.1 11. November  
 2 0.0 12. December

280 - RAW DATA

			21. Winter
			22. Spring
			23. Summer
			24. Fall/Autumn
2	0.0	98.	DK month
1	0.0	99.	NA month
9,336	99.6	00.	Inap.: working now or only temporarily laid off (V18093=1 or 2 or V18095=1); never worked (V18257=5 or 9); last worked before 1989 (V18259=01-88, 97-99); no extra jobs (V18346=5 or 9); still working for extra job employer (V18368=5 or 9)

V18370 'C85 YR END XJOB1 (HD-U)' TL0C= 1347- 1348 MD=99

C85. In what month and year was that?-YEAR ENDED FIRST EXTRA JOB

31	0.4	89.	1989
2	0.0	90.	1990
1	0.0	98.	DK year
1	0.0	99.	NA year
9,336	99.6	00.	Inap.: working now or only temporarily laid off (V18093=1 or 2 or V18095=1); never worked (V18257=5 or 9); last worked before 1989 (V18259=01-88, 97-99); no extra jobs (V18346=5 or 9); still working for extra job employer (V18368=5 or 9)

V18371 'C87 WRK FOR GOV XJB2 H-U' TL0C= 1349 MD=9

C87. Did you (HEAD) work for the federal, state, or local government, a private company, or what?-SECOND EXTRA JOB

			1. Federal government
			2. State government
			3. Local government; public school system
			4. Private company; non-government
			5. Self-employed
			7. Other
		9.	NA; Don't Know
9,371	100.0	0.	Inap.: working now or only temporarily laid off (V18093=1 or 2 or V18095=1); never worked (V18257=5 or 9); last worked before 1989 (V18259=01-88, 97-99); no extra jobs (V18346=5 or 9); only one extra job (V18347=1)

V18372 'C88-89 OCC-XTRA JB2(H-U)' TL0C= 1350- 1352 MD=999

C88. What was your occupation? What sort of work did you do?

C89. What were your most important activities or duties?-SECOND EXTRA JOB

The 3-digit occupation code from 1970 Census of Population; Alphabetical Index of Industries and Occupation issued June 1971 by the U.S. Department of Commerce and the Bureau of the Census was used for this variable. Please refer to Appendix 2, Wave XIV documentation, for complete listings.

			001-195. Professional, Technical, and Kindred Workers
			201-245. Managers and Administrators, Except Farm
			260-285. Sales Workers
			301-395. Clerical and Kindred Workers
			401-600. Craftsmen and Kindred Workers
			601-695. Operatives, Except Transport
			701-715. Transport Equipment Operatives
			740-785. Laborers, Except Farm
			801-802. Farmers and Farm Managers
			821-824. Farm Laborers and Farm Foremen
			901-965. Service Workers, Except Private Household
			980-984. Private Household Workers
		999.	NA; DK
9,371	100.0	000.	Inap.: working now or only temporarily laid off (V18093=1 or 2 or V18095=1); never worked (V18257=5 or 9); last worked before 1989 (V18259=01-88, 97-99);



no extra jobs (V18346=5 or 9); only one extra job  
(V18347=1)

V18373 'C90 IND XTRA JOB2 (H-U)' TLOC= 1353- 1355 MD=999

C90. What kind of business or industry was that in?-SECOND EXTRA JOB

The 3-digit industry code from 1970 Census of Population; Alphabetical Index of Industries and Occupations issued June 1971 by the U.S. Department of Commerce and the Bureau of the Census was used for this variable. Please refer to Appendix 2, Wave XIV documentation, for complete listings.

017-028. Agriculture, Forestry, and Fisheries  
047-057. Mining  
067-077. Construction  
107-398. Manufacturing  
407-479. Transportation, Communications, and Other Public  
Utilities  
507-698. Wholesale and Retail Trade  
707-718. Finance, Insurance, and Real Estate  
727-759. Business and Repair Services  
769-798. Personal Services  
807-809. Entertainment and Recreation Services  
828-897. Professional and Related Services  
907-937. Public Administration

999. NA; DK

9.371 100.0 000. Inap.: working now or only temporarily laid off  
(V18093=1 or 2 or V18095=1); never worked (V18257=5  
or 9); last worked before 1989 (V18259=01-88, 97-99);  
no extra jobs (V18346=5 or 9); only one extra job  
(V18347=1)

V18374 'C91 AV PY/HR X JB2+(H-U)' TLOC= 1356- 1359 MD=9999

C91. About how much did you make at this?-ALL EXTRA JOBS EXCEPT FIRST

% nonzero: no nonzero cases for 1990 data  
mean nonzero, excluding missing data: no nonzero cases for 1990 data

The values for this variable represent dollars and cents per hour. If the amount was given as something other than an hourly rate, the same rules as those for V18104 were used. If Head had more than two extra jobs, the value here represents a weighted average hourly wage from all of them except the first one.

OSIRIS USERS:

Note that this variable is defined in the dictionary as having no decimal places.

9998. \$99.98 or more per hour

9999. NA; DK

0000. Inap.: working now or only temporarily laid off  
(V18093=1 or 2 or V18095=1); never worked (V18257=5 or  
9); last worked before 1989 (V18259=01-88, 97-99); no  
extra jobs (V18346=5 or 9); only one extra job  
(V18347=1)

V18375 'C92 # WK XTRA JOB2+(H-U)' TLOC= 1360- 1361 MD=99

C92. And, how many weeks did you work on this extra job in 1989?-ALL EXTRA JOBS EXCEPT FIRST

% nonzero: no nonzero cases for 1990 data  
mean nonzero, excluding missing data: no nonzero cases for 1990 data

The values for this variable represent the actual number of weeks (01-52)  
Head worked on all of his/her extra jobs except the first one.

01. One week or less

99. NA; DK

00. Inap.: working now or only temporarily laid off (V18093=1 or 2 or V18095=1); never worked (V18257=5 or 9); last worked before 1989 (V18259=01-88, 97-99); no extra jobs (V18346=5 or 9); only one extra job (V18347=1)

V18376 'C93 AV HR/WK X JB2+(H-U)' TLOC= 1362- 1363 MD=99

C93. On the average, how many hours a week did you work on this job?-ALL  
EXTRA JOBS EXCEPT FIRST

---

% nonzero: no nonzero cases for 1990 data

mean nonzero, excluding missing data: no nonzero cases for 1990 data

The values for this variable represent the actual number of hours per week Head worked. If Head had more than two extra jobs, the value here represents a weighted average of hours spent on all extra jobs except the first one.

- 01. One hour or less
- 98. Ninety-eight hours or more
- 99. NA; DK
- 00. Inap.: working now or only temporarily laid off (V18093=1 or 2 or V18095=1); never worked (V18257=5 or 9); last worked before 1989 (V18259=01-88, 97-99); no extra jobs (V18346=5 or 9); only one extra job (V18347=1)

V18377 'C94 MO BEG XJOB2 (H-U)' TLOC= 1364- 1365 MD=99

C94. In what month and year did you start working for that employer?-MONTH  
BEGAN SECOND EXTRA JOB

---

- 01. January
- 02. February
- 03. March
- 04. April
- 05. May
- 06. June
- 07. July
- 08. August
- 09. September
- 10. October
- 11. November
- 12. December
- 21. Winter
- 22. Spring
- 23. Summer
- 24. Fall/Autumn
- 98. DK month
- 99. NA month

9,371 100.0 00. Inap.: working now or only temporarily laid off (V18093=1 or 2 or V18095=1); never worked (V18257=5 or 9); last worked before 1989 (V18259=01-88, 97-99); no extra jobs (V18346=5 or 9); only one extra job (V18347=1)

V18378 'C94 YR BEG XJOB2 (H-U)' TLOC= 1366- 1367 MD=99

C94. In what month and year did you start working for that employer?-YEAR  
BEGAN SECOND EXTRA JOB

---

% nonzero: no nonzero cases for 1990 data

mean nonzero, excluding missing data: no nonzero cases for 1990 data

The values for this variable in the range 01-89 represent the last two digits of the year Head started working for his/her extra job employer.

- 97. Before 1989, DK exact year
- 98. DK year at all
- 99. NA
- 00. Inap.: working now or only temporarily laid off (V18093=1 or 2 or V18095=1); never worked (V18257=5 or 9); last worked before 1989 (V18259=01-88, 97-99); no extra jobs (V18346=5 or 9); only one extra job (V18347=1)

V18379 'C95 WRK XJOB2 JAN89 H-U' TLOC= 1368 MD=9

C95. In which months during 1989 were you working for that employer?-JANUARY  
1989-ALL EXTRA JOBS EXCEPT FIRST

---

1. Was working on this job at least part of this month  
9. NA; DK  
9,371 100.0 0. Inap.: did not work on this job at all during this month;  
working now or only temporarily laid off (V18093=1 or 2 or  
V18095=1); never worked (V18257=5 or 9); last worked before  
1989 (V18259=01-88, 97-99); no extra jobs (V18346=5 or 9);  
only one extra job (V18347=1)

V18380 'C95 WRK XJOB2 FEB89 H-U' TLOC= 1369 MD=9

C95. In which months during 1989 were you working for that employer?-  
FEBRUARY 1989-ALL EXTRA JOBS EXCEPT FIRST

---

1. Was working on this job at least part of this month  
9. NA; DK  
9,371 100.0 0. Inap.: did not work on this job at all during this month;  
working now or only temporarily laid off (V18093=1 or 2 or  
V18095=1); never worked (V18257=5 or 9); last worked before  
1989 (V18259=01-88, 97-99); no extra jobs (V18346=5 or 9);  
only one extra job (V18347=1)

V18381 'C95 WRK XJOB2 MAR89 H-U' TLOC= 1370 MD=9

C95. In which months during 1989 were you working for that employer?-MARCH  
1989-ALL EXTRA JOBS EXCEPT FIRST

---

1. Was working on this job at least part of this month  
9. NA; DK  
9,371 100.0 0. Inap.: did not work on this job at all during this month;  
working now or only temporarily laid off (V18093=1 or 2 or  
V18095=1); never worked (V18257=5 or 9); last worked before  
1989 (V18259=01-88, 97-99); no extra jobs (V18346=5 or 9);  
only one extra job (V18347=1)

V18382 'C95 WRK XJOB2 APR89 H-U' TLOC= 1371 MD=9

C95. In which months during 1989 were you working for that employer?-APRIL  
1989-ALL EXTRA JOBS EXCEPT FIRST

---

1. Was working on this job at least part of this month  
9. NA; DK  
9,371 100.0 0. Inap.: did not work on this job at all during this month;  
working now or only temporarily laid off (V18093=1 or 2 or  
V18095=1); never worked (V18257=5 or 9); last worked before  
1989 (V18259=01-88, 97-99); no extra jobs (V18346=5 or 9);  
only one extra job (V18347=1)

V18383 'C95 WRK XJOB2 MAY89 H-U' TLOC= 1372 MD=9

C95. In which months during 1989 were you working for that employer?-MAY  
1989-ALL EXTRA JOBS EXCEPT FIRST

---

1. Was working on this job at least part of this month  
9. NA; DK  
9,371 100.0 0. Inap.: did not work on this job at all during this month;  
working now or only temporarily laid off (V18093=1 or 2 or  
V18095=1); never worked (V18257=5 or 9); last worked before  
1989 (V18259=01-88, 97-99); no extra jobs (V18346=5 or 9);  
only one extra job (V18347=1)

V18384 'C95 WRK XJOB2 JUN89 H-U' TLOC= 1373 MD=9

C95. In which months during 1989 were you working for that employer?-JUNE  
1989-ALL EXTRA JOBS EXCEPT FIRST

---

1. Was working on this job at least part of this month

9. NA; DK

9,371 100.0 0. Inap.: did not work on this job at all during this month; working now or only temporarily laid off (V18093=1 or 2 or V18095=1); never worked (V18257=5 or 9); last worked before 1989 (V18259=01-88, 97-99); no extra jobs (V18346=5 or 9); only one extra job (V18347=1)

**V18385 'C95 WRK XJOB2 JUL89 H-U' TLOC= 1374 MD=9**

C95. In which months during 1989 were you working for that employer?--JULY  
1989-ALL EXTRA JOBS EXCEPT FIRST

---

1. Was working on this job at least part of this month

9. NA; DK

9,371 100.0 0. Inap.: did not work on this job at all during this month; working now or only temporarily laid off (V18093=1 or 2 or V18095=1); never worked (V18257=5 or 9); last worked before 1989 (V18259=01-88, 97-99); no extra jobs (V18346=5 or 9); only one extra job (V18347=1)

**V18386 'C95 WRK XJOB2 AUG89 H-U' TLOC= 1375 MD=9**

C95. In which months during 1989 were you working for that employer?--AUGUST  
1989-ALL EXTRA JOBS EXCEPT FIRST

---

1. Was working on this job at least part of this month

9. NA; DK

9,371 100.0 0. Inap.: did not work on this job at all during this month; working now or only temporarily laid off (V18093=1 or 2 or V18095=1); never worked (V18257=5 or 9); last worked before 1989 (V18259=01-88, 97-99); no extra jobs (V18346=5 or 9); only one extra job (V18347=1)

**V18387 'C95 WRK XJOB2 SEP89 H-U' TLOC= 1376 MD=9**

C95. In which months during 1989 were you working for that employer?--  
SEPTEMBER 1989-ALL EXTRA JOBS EXCEPT FIRST

---

1. Was working on this job at least part of this month

9. NA; DK

9,371 100.0 0. Inap.: did not work on this job at all during this month; working now or only temporarily laid off (V18093=1 or 2 or V18095=1); never worked (V18257=5 or 9); last worked before 1989 (V18259=01-88, 97-99); no extra jobs (V18346=5 or 9); only one extra job (V18347=1)

**V18388 'C95 WRK XJOB2 OCT89 H-U' TLOC= 1377 MD=9**

C95. In which months during 1989 were you working for that employer?--OCTOBER  
1989-ALL EXTRA JOBS EXCEPT FIRST

---

1. Was working on this job at least part of this month

9. NA; DK

9,371 100.0 0. Inap.: did not work on this job at all during this month; working now or only temporarily laid off (V18093=1 or 2 or V18095=1); never worked (V18257=5 or 9); last worked before 1989 (V18259=01-88, 97-99); no extra jobs (V18346=5 or 9); only one extra job (V18347=1)

**V18389 'C95 WRK XJOB2 NOV89 H-U' TLOC= 1378 MD=9**

C95. In which months during 1989 were you working for that employer?--  
NOVEMBER 1989-ALL EXTRA JOBS EXCEPT FIRST

---

1. Was working on this job at least part of this month

9. NA; DK

9,371 100.0 0. Inap.: did not work on this job at all during this month; working now or only temporarily laid off (V18093=1 or 2 or V18095=1); never worked (V18257=5 or 9); last worked before

1989 (V18259=01-88, 97-99); no extra jobs (V18346=5 or 9);  
only one extra job (V18347=1)

V18390 'C95 WRK XJOB2 DEC89 H-U' TLOC= 1379 MD=9

C95. In which months during 1989 were you working for that employer? -  
DECEMBER 1989-ALL EXTRA JOBS EXCEPT FIRST

- 1. Was working on this job at least part of this month
- 9. NA; DK
- 9,371 100.0 C. Inap.: did not work on this job at all during this month; working now or only temporarily laid off (V18093=1 or 2 or V18095=1); never worked (V18257=5 or 9); last worked before 1989 (V18259=01-88, 97-99); no extra jobs (V18346=5 or 9); only one extra job (V18347=1)

V18391 'C96 STOP WORK XJOB2 H-U' TLOC= 1380 MD=9

C96. Have you stopped working for that employer?-SECOND EXTRA JOB

- 1. Yes
- 5. No
- 9. NA; DK
- 9,371 100.0 0. Inap.: working now or only temporarily laid off (V18093=1 or 2 or V18095=1); never worked (V18257=5 or 9); last worked before 1989 (V18259=01-88, 97-99); no extra jobs (V18346=5 or 9); only one extra job (V18347=1)

V18392 'C97 MO END JOB2 (HD-U)' TLOC= 1381- 1382 MD=99

C97. In what month and year was that?-MONTH ENDED SECOND EXTRA JOB

- 01. January
- 02. February
- 03. March
- 04. April
- 05. May
- 06. June
- 07. July
- 08. August
- 09. September
- 10. October
- 11. November
- 12. December
- 21. Winter
- 22. Spring
- 23. Summer
- 24. Fall/Autumn
- 98. DK month
- 99. NA month
- 9,371 100.0 00. Inap.: working now or only temporarily laid off (V18093=1 or 2 or V18095=1); never worked (V18257=5 or 9); last worked before 1989 (V18259=01-88, 97-99); no extra jobs (V18346=5 or 9); only one extra job (V18347=1); still working for extra job employer (V18391=5 or 9)

V18393 'C97 YR END JOB2 (HD-U)' TLOC= 1383- 1384 MD=99

C97. In what month and year was that?-YEAR ENDED SECOND JOB

- 89. 1989
- 90. 1990
- 98. DK year
- 99. NA year
- 9,371 100.0 00. Inap.: working now or only temporarily laid off (V18093=1 or 2 or V18095=1); never worked (V18257=5 or 9); last worked before 1989 (V18259=01-88, 97-99); no extra jobs (V18346=5 or 9); only one extra job (V18347=1); still working for extra job employer (V18391=5 or 9)

V18394 'D1 CHKPT' / TLOC= 1385

D1. INTERVIEWER CHECKPOINT

5,371	52.4	1.	Head is male with Wife/"Wife" in FU
1,221	15.7	2.	Head is male with no Wife/"Wife" in FU
2,779	31.9	3.	Head is female

V18395 'D1A EMPLOYMENT STATUS-WF' TLOC= 1386

D1a. We would like to know about what your (wife/"WIFE") does--is she working now, looking for work, retired, keeping house, a student, or what?

3,115	29.8	1.	Working now
66	0.6	2.	Only temporarily laid off, sick leave or maternity leave
189	1.3	3.	Looking for work, unemployed
273	4.7	4.	Retired
76	0.7	5.	Permanently disabled; temporarily disabled
1,600	14.9	6.	Keeping house
51	0.4	7.	Student
1	0.0	8.	Other; "workfare"; in prison or jail
4,000	47.6	0.	Inap.: no wife/"wife" in FU (V18394=2 or 3)

V18396 'D2 YEAR RETIRED (WF-R)' TLOC= 1387- 1388 MD=99

D2. In what year did your (wife/"WIFE") retire?

% nonzero = 4.7

mean nonzero, excluding missing data = 80.6

The values for this variable represent the last two digits of the year in which Wife/"Wife" retired.

99. NA; DK

00. Inap.: no wife/"wife" in FU (V18394=2 or 3); not retired (V18395=1-3, 5-8)

V18397 'D3 WORK FOR MONEY?(WF-E)' TLOC= 1389 MD=9

D3. Is she doing any work for money now at all?

146	1.3	1.	Yes
2,044	20.6	5.	No
		9.	NA; DK
7,181	78.0	0.	Inap.: no wife/"wife" in FU (V18394=2 or 3); working now or only temporarily laid off (V18395=1 or 2)

V18398 'D4 WORK SELF/OTR? (WF-E)' TLOC= 1390 MD=9

D4. On her main job, is your (wife/"WIFE") self-employed, is she employed by someone else, or what?

2,999	28.1	1.	Someone else only
12	0.1	2.	Both someone else and self
310	3.4	3.	Self-employed only
6	0.0	9.	NA; DK
6,044	68.2	0.	Inap.: no wife/"wife" in FU (V18394=2 or 3); not working for money now (V18397=5)

V18399 'D5 CORP/UNCORP BUS(WF-E)' TLOC= 1391 MD=9

D5. Is that an unincorporated business or a corporation?

277	3.1	1.	Unincorporated
42	0.5	2.	Corporation
		8.	DK
3	0.0	9.	NA
9,049	96.4	0.	Inap.: no wife/"wife" in FU (V18394=2 or 3); not working for money now (V18397=5); works for someone else only (V18398=1 or 9)

## V18400 'D6 WORK FOR GOVT? (WF-E)' TL0C= 1392 MD=9

D6. Does your (wife/"WIFE") work for the federal, state, or local government, a private company, or what?

115	0.9	1.	Federal government
202	1.8	2.	State government
356	3.9	3.	Local government; public school system
2,309	21.5	4.	Private company; nongovernment
5	0.0	7.	Other
12	0.1	9.	NA; Don't Know
6,372	71.8	0.	Inap.: no wife/"wife" in FU (V18394=2 or 3); not working for money now (V18397=5); works for self only or also employed by someone else (V18398=2, 3 or 9)

## V18401 'D7 JOB NOW UNION? (W-E)' TL0C= 1393 MD=9

D7. Is her current job covered by a union contract?

408	3.7	1.	Yes
2,440	23.1	5.	No
151	1.3	9.	NA; DK
6,372	71.8	0.	Inap.: no wife/"wife" in FU (V18394=2 or 3); not working for money now (V18397=5); works for self only or also employed by someone else (V18398=2, 3 or 9)

## V18402 'D8 BELONG UNION? (WF-E)' TL0C= 1394 MD=9

D8. Does she belong to that labor union?

331	3.1	1.	Yes
71	0.6	5.	No
6	0.0	9.	NA; DK
8,963	96.3	0.	Inap.: no wife/"wife" in FU (V18394=2 or 3); not working for money now (V18397=5); works for self only or also employed by someone else (V18398=2, 3 or 9); current job not covered by union contract (V18401=5 or 9)

## V18403 'D9-10 MAIN OCC:3 DIG W-E' TL0C= 1395- 1397 MD=999

D9. What is your (wife's/"WIFE'S") main occupation? What sort of work does she do?

D10. What are her most important activities or duties?

The 3-digit occupation code from 1970 Census of Population; Alphabetical Index of Industries and Occupation issued June 1971 by the U.S. Department of Commerce and the Bureau of the Census was used for this variable. Please refer to Appendix 2, Wave XIV documentation, for complete listings.

663	7.5	001-195.	Professional, Technical, and Kindred Workers
318	3.6	201-245.	Managers and Administrators, Except Farm
176	2.1	260-285.	Sales Workers
954	9.5	301-395.	Clerical and Kindred Workers
68	0.5	401-600.	Craftsmen and Kindred Workers
355	2.0	601-695.	Operatives, Except Transport
19	0.2	701-715.	Transport Equipment Operatives
36	0.3	740-785.	Laborers, Except Farm
3	0.0	801-802.	Farmers and Farm Managers
26	0.1	821-824.	Farm Laborers and Farm Foremen
636	5.4	901-965.	Service Workers, Except Private Household
66	0.5	980-984.	Private Household Workers
7	0.0	999.	NA; DK
6,044	68.2	000.	Inap.: no wife/"wife" in FU (V18394=2 or 3); not working for money now (V18397=5)

## V18404 'D11 MAIN IND:3 DIG(W-E)' TL0C= 1398- 1400 MD=999

D11. What kind of business or industry is that in?

The 3-digit industry code from 1970 Census of Population; Alphabetical Index of Industries and Occupations issued June 1971 by the U.S. Department of Commerce and the Bureau of the Census was used for this variable. Please refer to Appendix 2, Wave XIV documentation, for complete listings.

47	0.3	017-028.	Agriculture, Forestry, and Fisheries
7	0.1	047-057.	Mining
40	0.4	067-077.	Construction
505	4.1	107-398.	Manufacturing
127	1.3	407-479.	Transportation, Communications, and Other Public Utilities
581	5.7	507-698.	Wholesale and Retail Trade
255	2.7	707-718.	Finance, Insurance, and Real Estate
133	1.1	727-759.	Business and Repair Services
288	2.4	769-798.	Personal Services
24	0.3	807-809.	Entertainment and Recreation Services
1,108	11.7	828-897.	Professional and Related Services
190	1.6	907-937.	Public Administration
22	0.2	999.	NA; DK
6,044	68.2	000.	Inap.: no wife/"wife" in FU (V18394=2 or 3); not working for money now (V18397=5)

V18405 'D12 SLRY/HRLY/OTR (W-E)' TLOC= 1401 MD=9

D12. (On her main job,) is your (wife/"WIFE") salaried, paid by the hour, or what?

1,126	12.1	1.	Salaried
1,817	15.6	3.	Paid by hour
369	4.0	7.	Other
15	0.1	9.	NA; DK
6,044	68.2	0.	Inap.: no wife/"wife" in FU (V18394=2 or 3); not working for money now (V18397=5)

V18406 'D13 PAY/HR-SALARY (WF-E)' TLOC= 1402- 1405 MD=9999

D13. How much is her salary?

% nonzero = 12.1  
mean nonzero, excluding missing data = 11.615 (with implied decimals)

The values for this variable represent dollars and cents per hour; if salary is given as an annual figure, it is divided by 2000 hours per year; if weekly, by 40 hours per week.

OSIRIS USERS: Note that this variable is defined in the dictionary as having no decimal places.

9998.	\$99.98 or more per hour
9999.	NA; DK
0000.	Inap.: no wife/"wife" in FU (V18394=2 or 3); not working for money now (V18397=5); is not salaried (V18405=3, 7 or 9)

V18407 'D14 WTR SAL PD OT (WF-E)' TLOC= 1406 MD=9

D14. If she were to work more hours than usual during some week, would she get paid for those extra hours of work?

302	3.0	1.	Yes
819	9.0	5.	No
5	0.0	9.	NA; DK
8,245	87.9	0.	Inap.: no wife/"wife" in FU (V18394=2 or 3); not working for money now (V18397=5); is not salaried (V18405=3, 7 or 9)

V18408 'D15 PAY/HR-SLRYOT (WF-E)' TLOC= 1407- 1410 MD=9999

D15. About how much would she make per hour for those extra hours?

% nonzero = 3.0



mean nonzero, excluding missing data = 14.733 (with implied decimals)

The values for this variable represent dollars and cents per hour.

OSIRIS USERS: Note that this variable is defined in the dictionary as having no decimal places.

9998. \$99.98 or more per hour

9999. NA; DK

0000. Inap.: no wife/"wife" in FU (V18394=2 or 3); not working for money now (V18397=5); is not salaried (V18405=3, 7 or 9); would not get paid (V18407=5 or 9)

**V18409 'D16 PAY/HR-HOURLY (WF-E)' TLOC= 1411- 1414 MD=9999**

D16. What is her hourly wage rate for her regular work time?

% nonzero = 15.6

mean nonzero, excluding missing data = 8.065 (with implied decimals)

The values for this variable represent dollars and cents per hour.

OSIRIS USERS:

Note that this variable is defined in the dictionary as having no decimal places.

9998. \$99.98 or more per hour

9999. NA; DK

0000. Inap.: no wife/"wife" in FU (V18394=2 or 3); not working for money now (V18397=5); is not paid an hourly wage (V18405=1, 7 or 9)

**V18410 'D17 PAY/HR-HRLY OT (W-E)' TLOC= 1415- 1418 MD=9999**

D17. What is her hourly wage rate for overtime?

% nonzero = 12.7

mean nonzero, excluding missing data = 11.470 (with implied decimals)

The values for this variable represent dollars and cents per hour.

OSIRIS USERS:

Note that this variable is defined in the dictionary as having no decimal places.

9998. \$99.98 or more per hour

9999. NA; DK

0000. Inap.: no wife/"wife" in FU (V18394=2 or 3); not working for money now (V18397=5); is not paid an hourly wage (V18405=1, 7 or 9)

**V18411 'D18 HOW PAID-OTR (WF-E)' TLOC= 1419 MD=9**

D18. How is that?-NEITHER SALARIED NOR PAID HOURLY

58	0.4	1.	Piecework; hourly plus piecework/production
54	0.6	2.	Commission
22	0.2	3.	Tips; hourly/salaried plus tips
24	0.3	4.	Hourly/salaried plus commission
83	1.0	5.	Self-employed; farmer; "profits"
107	1.2	6.	By the job/day/mile
15	0.2	7.	Other
6	0.1	9.	NA; DK
9,002	96.0	0.	Inap.: no wife/"wife" in FU (V18394=2 or 3); not working for money now (V18397=5); is paid a salary or hourly wage (V18405=1, 3 or 9)

**V18412 'D19 PAY/HR-OTR OT (W-E)' TLOC= 1420- 1423 MD=9999**

D19. If she worked an extra hour, how much would she earn for that hour?

290 - RAW DATA

% nonzero = 2.0

mean nonzero, excluding missing data = 16.313 (with implied decimals)

The values for this variable represent dollars and cents per hour.

OSIRIS USERS: Note that this variable is defined in the dictionary as having no decimal places.

9998. \$99.98 or more per hour

9999. NA; DK

0000. Inap.: nothing; no wife/"wife" in FU (V18394=2 or 3); not working for money now (V18397=5); is paid a salary or hourly wage (V18405=1, 3 or 9)

V18413 'D20 GET NEW JOB? (WF-E)' TLOC= 1424 MD=9

D20. Has your (wife/"WIFE") been looking for another job during the past four weeks?

294	2.5	1.	Yes
3,016	29.1	5.	No
17	0.1	9.	NA; DK
6,044	68.2	0.	Inap.: no wife/"wife" in FU (V18394=2 or 3); not working for money now (V18397=5)

V18414 'D21 DONE NOTHING (W-E)' TLOC= 1425 MD=9

D21. What has she been doing the last four weeks to find another job? [CHECK ALL THAT APPLY]--  
NOTHING

7	0.0	1.	Has done nothing at all
287	2.5	5.	Has done something to find another job
		9.	NA; DK; Interviewer marked the "nothing" category as well as one or more of the activity categories
9,077	97.5	0.	Inap.: no wife/"wife" in FU (V18394=2 or 3); not working for money now (V18397=5); not looking for another job (V18413=5, 9)

V18415 'D21 PUBLIC EMP AGCY(W-E)' TLOC= 1426 MD=9

D21. What has she been doing the last four weeks to find another job? [CHECK ALL THAT APPLY]--  
A. CHECKED WITH PUBLIC EMPLOYMENT AGENCY

43	0.2	1.	Has checked with public employment agency
251	2.3	5.	Has not checked with public employment agency; has done nothing at all (V18414=1)
		9.	NA; DK; Interviewer marked the "nothing" category as well as one or more of the activity categories (V18414=9)
9,077	97.5	0.	Inap.: no wife/"wife" in FU (V18394=2 or 3); not working for money now (V18397=5); not looking for another job (V18413=5, 9)

V18416 'D21 PRIVATE EMP AGY(W-E)' TLOC= 1427 MD=9

D21. What has she been doing the last four weeks to find another job? [CHECK ALL THAT APPLY]--  
B. CHECKED WITH PRIVATE EMPLOYMENT AGENCY

21	0.2	1.	Has checked with private employment agency
273	2.3	5.	Has not checked with private employment agency; has done nothing at all (V18414=1)
		9.	NA; DK; Interviewer marked the "nothing" category as well as one or more of the activity categories (V18414=9)
9,077	97.5	0.	Inap.: no wife/"wife" in FU (V18394=2 or 3); not working for money now (V18397=5); not looking for another job (V18413=5, 9)

V18417 'D21 CURR EMP DIRECT(W-E)' TLOC= 1428 MD=9

D21. What has she been doing the last four weeks to find another job? [CHECK ALL THAT APPLY]--

C. CHECKED WITH CURRENT EMPLOYER DIRECTLY

- |       |      |    |  |
|-------|------|----|--|
| 41    | 0.4  | 1. | Has checked with current employer directly   |
| 253   | 2.2  | 5. | Has not checked with current employer directly; has done nothing at all (V18414=1)   |
|       |      | 9. | NA; DK; Interviewer marked the "nothing" category as well as one or more of the activity categories (V18414=9)               |
| 9,077 | 97.5 | 0. | Inap.: no wife/"wife" in FU (V18394=2 or 3); not working for money now (V18397=5); not looking for another job (V18413=5, 9) |

V18418 'D21 OTR EMPR DIRECT(W-E)' TLOC= 1429 MD=9

D21. What has she been doing the last four weeks to find another job? [CHECK ALL THAT APPLY]--

D. CHECKED WITH OTHER EMPLOYER DIRECTLY

- |       |      |    |  |
|-------|------|----|--|
| 134   | 1.2  | 1. | Has checked with other employer directly   |
| 160   | 1.3  | 5. | Has not checked with other employer directly; has done nothing at all (V18414=1)   |
|       |      | 9. | NA; DK; Interviewer marked the "nothing" category as well as one or more of the activity categories (V18414=9)               |
| 9,077 | 97.5 | 0. | Inap.: no wife/"wife" in FU (V18394=2 or 3); not working for money now (V18397=5); not looking for another job (V18413=5, 9) |

V18419 'D21 FRIEND OR REL (W-E)' TLOC= 1430 MD=9

D21. What has she been doing the last four weeks to find another job? [CHECK ALL THAT APPLY]--

E. CHECKED WITH FRIENDS OR RELATIVES

- |       |      |    |  |
|-------|------|----|--|
| 65    | 0.6  | 1. | Has checked with friends or relatives  |
| 229   | 2.0  | 5. | Has not checked with friends or relatives; has done nothing at all (V18414=1)  |
|       |      | 9. | NA; DK; Interviewer marked the "nothing" category as well as one or more of the activity categories (V18414=9)               |
| 9,077 | 97.5 | 0. | Inap.: no wife/"wife" in FU (V18394=2 or 3); not working for money now (V18397=5); not looking for another job (V18413=5, 9) |

V18420 'D21 PLACE OR ANS AD(W-E)' TLOC= 1431 MD=9

D21. What has she been doing the last four weeks to find another job? [CHECK ALL THAT APPLY]--

F. PLACED OR ANSWERED ADS

- |       |      |    |  |
|-------|------|----|--|
| 95    | 0.8  | 1. | Has placed or answered ads   |
| 199   | 1.7  | 5. | Has not placed or answered ads; has done nothing at all (V18414=1)   |
|       |      | 9. | NA; DK; Interviewer marked the "nothing" category as well as one or more of the activity categories (V18414=9)               |
| 9,077 | 97.5 | 0. | Inap.: no wife/"wife" in FU (V18394=2 or 3); not working for money now (V18397=5); not looking for another job (V18413=5, 9) |

V18421 'D21 OTHER (W-E)' TLOC= 1432 MD=9

D21. What has she been doing the last four weeks to find another job? [CHECK ALL THAT APPLY]--

G. OTHER (SPECIFY):

The values for this variable in the range 1-8 represent the actual number of other mentions.

- |    |     |    |                |
|----|-----|----|----------------|
| 64 | 0.8 | 1. | One mention    |
| 4  | 0.0 | 2. | Two mentions   |
| 1  | 0.0 | 3. | Three mentions |
|    |     | 4. | Four mentions  |

- 5. Five mentions
  - 6. Six mentions
  - 7. Seven mentions
  - 8. Eight or more mentions
  - 9. NA; DK; Interviewer marked the "nothing" category as well as one or more of the activity categories (V18414=9)
- 9,302 99.2 0. Inap.: none; no wife/"wife" in FU (V18394=2 or 3); not working for money now (V18397=5); not looking for another job (V18413=5, 9); has done nothing at all (V18414=1)

V18422 'D23 #MO PRESENT EMP(W-E)' TLOC= 1433- 1435 MD=999

D23. How many years' experience does she have altogether with her present employer?

---

% nonzero = 28.1  
 mean nonzero, excluding missing data = 78.5

The values for this variable in the range 001-997 represent the actual number of months Wife/"Wife" has worked for the present employer.

- 001. One month or less
- 998. Nine hundred ninety-eight months or more
- 999. NA; DK
- 000. Inap.: no wife/"wife" in FU (V18394=2 or 3); not working for money now (V18397=5); works for self only (V18398=3 or 9)

V18423 'D24 MO BEG PRES EMP(W-E)' TLOC= 1436- 1437 MD=99

D24. In what month and year did your (wife/"WIFE") start working for (her present employer/herself)? Please give us her most recent start date if she has gone to work for (them/herself) more than once. [IF NECESSARY: What would be your best guess? Did she start before 1989?]-  
 MONTH

---

- |     |     |     |             |
|-----|-----|-----|-------------|
| 309 | 3.1 | 01. | January     |
| 210 | 1.7 | 02. | February    |
| 251 | 2.2 | 03. | March       |
| 250 | 2.4 | 04. | April       |
| 201 | 1.8 | 05. | May         |
| 238 | 2.3 | 06. | June        |
| 199 | 1.6 | 07. | July        |
| 313 | 3.1 | 08. | August      |
| 415 | 4.5 | 09. | September   |
| 253 | 2.4 | 10. | October     |
| 179 | 1.9 | 11. | November    |
| 145 | 1.5 | 12. | December    |
| 1   | 0.0 | 21. | Winter      |
| 13  | 0.1 | 22. | Spring      |
| 10  | 0.1 | 23. | Summer      |
| 5   | 0.1 | 24. | Fall/Autumn |
| 275 | 2.5 | 98. | DK month    |
| 60  | 0.4 | 99. | NA month    |
- 6,044 68.2 00. Inap.: no wife/"wife" in FU (V18394=2 or 3); not working for money now (V18397=5)

V18424 'D24 YR BEG PRES EMP(W-E)' TLOC= 1438- 1439 MD=999

D24. In what month and year did your (wife/"WIFE") start working for (her present employer/herself)? Please give us her most recent start date if she has gone to work for (them/herself) more than once. [IF NECESSARY: What would be your best guess? Did she start before 1989?]-  
 YEAR

---

% nonzero = 31.8  
 mean nonzero, excluding missing data = 83.3

The values for this variable in the range 01-90 represent the last two digits of the year Wife/"Wife" started working for her present employer.

- 96. 1989 or 1990, DK which
- 97. Before 1989, DK exact year
- 98. DK year
- 99. NA year
- 00. Inap.: no wife/"wife" in FU (V18394=2 or 3); not working for money now (V18397=5)

V18425 'D25 BEG WRK PRES POS W-E' TLOC= 1440 MD=9

D25. Is that when she started working in her present (position/work situation)?

568	5.5	1.	Yes
34	0.3	5.	No
8	0.1	9.	NA; DK
8,761	94.2	0.	Inap.: no wife/"wife" in FU (V18394=2 or 3); not working for money now (V18397=5); did not begin working for present employer during 1989 (V18424=01-88, 90, 96-99)

V18426 'D26 MO BEG PRES POS(W-E)' TLOC= 1441- 1442 MD=99

D26. In what month and year did she start working in her present (position/work situation)?-MONTH

9	0.1	01.	January
2	0.0	02.	February
6	0.1	03.	March
4	0.0	04.	April
4	0.0	05.	May
2	0.0	06.	June
1	0.0	07.	July
		08.	August
1	0.0	09.	September
3	0.0	10.	October
1	0.0	11.	November
1	0.0	12.	December
		21.	Winter
		22.	Spring
		23.	Summer
		24.	Fall/Autumn
		98.	DK month
		99.	NA month
9,337	99.7	00.	Inap.: no wife/"wife" in FU (V18394=2 or 3); not working for money now (V18397=5); did not begin working for present employer during 1989 (V18424=01-88, 90, 96-99); position with present employer began in 1989 (V18425=1 or 9)

V18427 'D26 YR BEG PRES POS(W-E)' TLOC= 1443- 1444 MD=99

D26. In what month and year did she start working in her present (position/work situation)?-YEAR

11	0.1	89.	1989
23	0.2	90.	1990
		98.	DK year
		99.	NA year
9,337	99.7	00.	Inap.: no wife/"wife" in FU (V18394=2 or 3); not working for money now (V18397=5); did not begin working for present employer during 1989 (V18424=01-88, 90, 96-99); position with present employer began in 1989 (V18425=1 or 9)

V18428 'D27 CHGE POS IN 89(WF-E)' TLOC= 1445 MD=9

D27. Did she change (positions/work situations) with this employer at any time during 1989?

3	0.0	1.	Yes
16	0.2	5.	No

4 0.0 9. NA; DK  
 9,348 99.8 0. Inap.: no wife/"wife" in FU (V18394=2 or 3); not working for money now (V18397=5); did not begin working for present employer during 1989 (V18424=01-88, 90, 96-99); position with present employer began in 1989 (V18425=1 or 9); position with present employer began before 1990 (V18427=89, 97-99)

V18429 'D28 MO CHGE POS (WF-E)' TLOC= 1446- 1447 MD=99

D28. In what month did that happen?

1 0.0 01. January  
 02. February  
 03. March  
 04. April  
 05. May  
 06. June  
 07. July  
 08. August  
 09. September  
 2 0.0 10. October  
 11. November  
 12. December  
 21. Winter  
 22. Spring  
 23. Summer  
 24. Fall/Autumn  
 98. DK month  
 99. NA month  
 9,368 100.0 00. Inap.: no wife/"wife" in FU (V18394=2 or 3); not working for money now (V18397=5); did not begin working for present employer during 1989 (V18424=01-88, 90, 96-99); position with present employer began in 1989 (V18425=1 or 9); position with present employer began before 1990 (V18427=89, 97-99); did not change positions with present employer in 1989 (V18428=5 or 9)

V18430 'D29 TYPE OF CHGE (WF-E)' TLOC= 1448 MD=9

D29. Was that a promotion with higher pay, a major change in her duties but with the same pay, or what?

11 0.1 1. Promotion with higher pay  
 2 0.0 5. Major change in duties but with the same pay  
 1 0.0 7. Other  
 9. NA; DK  
 9,357 99.9 0. Inap.: no wife/"wife" in FU (V18394=2 or 3); not working for money now (V18397=5); did not begin working for present employer during 1989 (V18424=01-88, 90, 96-99); position with present employer began in 1989 (V18425=1 or 9); position with present employer began before 1989 (V18427=97-99); did not change positions with present employer in 1989 (V18428=5 or 9)

V18431 'D30 MO BEG PRES POS(W-E)' TLOC= 1449- 1450 MD=99

D30. In what month and year did she start working in her present (position/work situation)?-MONTH

83 0.8 01. January  
 65 0.5 02. February  
 76 0.6 03. March  
 49 0.4 04. April  
 30 0.2 05. May  
 25 0.1 06. June  
 16 0.1 07. July  
 10 0.0 08. August  
 5 0.0 09. September  
 9 0.0 10. October

3	0.0	11.	November
		12.	December
		21.	Winter
		22.	Spring
		23.	Summer
		24.	Fall/Autumn
		98.	DK month
14	0.1	99.	NA month
8,986	97.2	00.	Inap.: no wife/"wife" in FU (V18394=2 or 3); not working for money now (V18397=5); position with present employer began before 1990 (V18424=01-89, 97-99)

**V18432 'D30 YR BEG PRES POS(W-E)' TLOC= 1451- 1452 MD=99**

D30. In what month and year did she start working in her present (position/work situation)?-YEAR

---

1	0.0	89.	1989
384	2.8	90.	1990
		98.	DK year
		99.	NA year
8,986	97.2	00.	Inap.: no wife/"wife" in FU (V18394=2 or 3); not working for money now (V18397=5); position with present employer began before 1990 (V18424=01-89, 97-99)

**V18433 'D31 MO BEG PRES POS(W-E)' TLOC= 1453- 1454 MD=99**

D31. In what month and year did she start working in her present (position/work situation)?-MONTH

---

197	2.1	01.	January
110	1.0	02.	February
130	1.2	03.	March
147	1.4	04.	April
136	1.4	05.	May
158	1.7	06.	June
141	1.1	07.	July
225	2.3	08.	August
294	3.3	09.	September
160	1.7	10.	October
109	1.1	11.	November
93	0.9	12.	December
		21.	Winter
		22.	Spring
		23.	Summer
		24.	Fall/Autumn
289	2.7	98.	DK month
117	0.9	99.	NA month
7,039	76.9	00.	Inap.: no wife/"wife" in FU (V18394=2 or 3); not working for money now (V18397=5); position with present employer began during 1989 or 1990 (V18424=89, 90 or 96)

**V18434 'D31 YR BEG PRES POS(W-E)' TLOC= 1455- 1456 MD=99**

D31. In what month and year did she start working in her present (position/work situation)?-YEAR

---

% nonzero = 23.1  
 mean nonzero, excluding missing data = 83.7

The values for this variable in the range 01-90 represent the last two digits of the year Wife/"Wife" started working in her present position or work situation.

- 96. 1989 or 1990, DK which
- 97. Before 1989, DK exact year
- 98. DK year
- 99. NA year

00. Inap.: no wife/"wife" in FU (V18394=2 or 3); not working for money now (V18397=5); position with present employer began during 1989 or 1990 (V18424=89, 90 or 96)

V18435 'D32 CHGE POS IN 89(WF-E)' TL0C= 1457 MD=9

D32. Did she change (positions/work situations) with this employer at any time during 1989?

15	0.1	1.	Yes
39	0.4	5.	No
3	0.0	9.	NA; DK
9,314	99.5	0.	Inap.: no wife/"wife" in FU (V18394=2 or 3); not working for money now (V18397=5); position with present employer began during 1989 or 1990 (V18424=89, 90, 96); position with present employer began before 1990 (V18434=01-89, 97-99)

V18436 'D33 MO CHGE POS (WF-E)' TL0C= 1458- 1459 MD=99

D33. In what month did that happen?

2	0.0	01.	January
3	0.0	02.	February
		03.	March
1	0.0	04.	April
1	0.0	05.	May
		06.	June
2	0.0	07.	July
2	0.0	08.	August
		09.	September
1	0.0	10.	October
		11.	November
2	0.0	12.	December
		21.	Winter
		22.	Spring
		23.	Summer
		24.	Fall/Autumn
		98.	DK month
1	0.0	99.	NA month
9,356	99.9	00.	Inap.: no wife/"wife" in FU (V18394=2 or 3); not working for money now (V18397=5); position with present employer began during 1989 or 1990 (V18424=89, 90, 96); position with present employer began before 1990 (V18434=01-89, 97-99); did not change position during 1989 (V18435=5 or 9)

V18437 'D34 TYPE OF CHGE (WF-E)' TL0C= 1460 MD=9

D34. Was that a promotion with higher pay, a major change in her duties but with the same pay, or what?

98	0.9	1.	Promotion with higher pay
55	0.6	5.	Major change in duties but with the same pay
19	0.2	7.	Other
36	0.3	9.	NA; DK
9,163	98.0	0.	Inap.: no wife/"wife" in FU (V18394=2 or 3); not working for money now (V18397=5); position with present employer began during 1989 or 1990 (V18424=89, 90, 96); position with present employer began before 1989 (V18434=01-88, 97-99); did not change position during 1989 (V18435=5 or 9)

V18438 'D35-6 BEG OCC PRES EMP-W' TL0C= 1461- 1463 MD=999

D35. What was your (wife's/"WIFE'S") occupation when she started working for that employer in 1989? What sort of work did she do?

D36. What were her most important activities or duties?

The 3-digit occupation code from 1970 Census of Population; Alphabetical Index of Industries and Occupation issued June 1971 by the U.S. Department of



Commerce and the Bureau of the Census was used for this variable. Please refer to Appendix 2, Wave XIV documentation, for complete listings.

5	0.0	001-195.	Professional, Technical, and Kindred Workers
3	0.0	201-245.	Managers and Administrators, Except Farm
2	0.0	260-285.	Sales Workers
11	0.1	301-395.	Clerical and Kindred Workers
1	0.0	401-600.	Craftsmen and Kindred Workers
2	0.0	601-695.	Operatives, Except Transport
		701-715.	Transport Equipment Operatives
1	0.0	740-785.	Laborers, Except Farm
		801-802.	Farmers and Farm Managers
		821-824.	Farm Laborers and Farm Foremen
6	0.1	901-965.	Service Workers, Except Private Household
		980-984.	Private Household Workers
3	0.0	999.	NA; DK
9,337	99.7	000.	Inap.: no wife/"wife" in FU (V18394=2 or 3); not working for money now (V18397=5); did not begin working for present employer during 1989 (V18424=01-88, 90, 96-99); same position as in 1989 (V18425=1 or 9)

V18439 'D37 STARTING WAGE (W-E)' TLOC= 1464- 1467 MD=9999

D37. What was her starting salary or wage at that time?

% nonzero = 5.8

mean nonzero, excluding missing data = 7.245 (with implied decimals)

The values for this variable represent dollars and cents per hour. For calculation of hourly rates from salary amounts, the hours per week worked from question D38 were used. Annual salaries were divided by the answer to D38 times 52 weeks; monthly salaries by D38 times 4.3 weeks.

OSIRIS USERS:

Note that this variable is defined in the dictionary as having no decimal places.

9998. \$99.98 per hour or more

9999. NA; DK

0000. Inap.: no wife/"wife" in FU (V18394=2 or 3); not working for money now (V18397=5); did not begin working for present employer during 1989 (V18424=01-88, 90, 96-99)

V18440 'D38 STARTING HR/WK (W-E)' TLOC= 1468- 1469 MD=99

D38. And how many hours a week did she work when she started?

% nonzero = 5.8

mean nonzero, excluding missing data = 32.8

The values for this variable represent the actual number of hours per week Wife/"Wife" worked.

01. One hour or less per week

98. Ninety-eight hours or more per week

99. NA; DK

00. Inap.: no wife/"wife" in FU (V18394=2 or 3); not working for money now (V18397=5); did not begin working for present employer during 1989 (V18424=01-88, 90, 96-99)

V18441 'D39 PRES EMP JAN89 (W-E)' TLOC= 1470 MD=9

D39. In which months during 1989 was she working for that employer as her main job?—JANUARY 1989

2,345 23.3 1. Was working on this job at least part of this month

15 0.1 9. NA; DK

7,011 76.6 0. Inap.: did not work on this job at all during this month; no wife/"wife" in FU (V18394=2 or 3); not working for money

now (V18397=5); present position began in 1990 (V18424=90 or 96)

V18442 'D39 PRES EMP FEB89 (W-E)' TLOC= 1471 MD=9

D39. In which months during 1989 was she working for that employer as her main job?-FEBRUARY 1989

2,373	23.5	1.	Was working on this job at least part of this month
15	0.1	9.	NA; DK
6,983	76.4	0.	Inap.: did not work on this job at all during this month; no wife/"wife" in FU (V18394=2 or 3); not working for money now (V18397=5); present position began in 1990 (V18424=90 or 96)

V18443 'D39 PRES EMP MAR89 (W-E)' TLOC= 1472 MD=9

D39. In which months during 1989 was she working for that employer as her main job?-MARCH 1989

2,408	23.7	1.	Was working on this job at least part of this month
13	0.1	9.	NA; DK
6,950	76.2	0.	Inap.: did not work on this job at all during this month; no wife/"wife" in FU (V18394=2 or 3); not working for money now (V18397=5); present position began in 1990 (V18424=90 or 96)

V18444 'D39 PRES EMP APR89 (W-E)' TLOC= 1473 MD=9

D39. In which months during 1989 was she working for that employer as her main job?-APRIL 1989

2,447	24.1	1.	Was working on this job at least part of this month
13	0.1	9.	NA; DK
6,911	75.8	0.	Inap.: did not work on this job at all during this month; no wife/"wife" in FU (V18394=2 or 3); not working for money now (V18397=5); present position began in 1990 (V18424=90 or 96)

V18445 'D39 PRES EMP MAY89 (W-E)' TLOC= 1474 MD=9

D39. In which months during 1989 was she working for that employer as her main job?-MAY 1989

2,473	24.3	1.	Was working on this job at least part of this month
14	0.1	9.	NA; DK
6,884	75.5	0.	Inap.: did not work on this job at all during this month; no wife/"wife" in FU (V18394=2 or 3); not working for money now (V18397=5); present position began in 1990 (V18424=90 or 96)

V18446 'D39 PRES EMP JUN89 (W-E)' TLOC= 1475 MD=9

D39. In which months during 1989 was she working for that employer as her main job?-JUNE 1989

2,427	23.6	1.	Was working on this job at least part of this month
16	0.1	9.	NA; DK
6,928	76.3	0.	Inap.: did not work on this job at all during this month; no wife/"wife" in FU (V18394=2 or 3); not working for money now (V18397=5); present position began in 1990 (V18424=90 or 96)

V18447 'D39 PRES EMP JUL89 (W-E)' TLOC= 1476 MD=9

D39. In which months during 1989 was she working for that employer as her main job?-JULY 1989

2,369	22.7	1.	Was working on this job at least part of this month
13	0.1	9.	NA; DK

6,989 77.2 0. Inap.: did not work on this job at all during this month; no wife/"wife" in FU (V18394=2 or 3); not working for money now (V18397=5); present position began in 1990 (V18424=90 or 96)

**V18448 'D39 PRES EMP AUG89 (W-E)' TL0C= 1477 MD=9**

D39. In which months during 1989 was she working for that employer as her main job?-AUGUST 1989

2,490 24.1 1. Was working on this job at least part of this month

14 0.1 9. NA; DK

6,867 75.8 0. Inap.: did not work on this job at all during this month; no wife/"wife" in FU (V18394=2 or 3); not working for money now (V18397=5); present position began in 1990 (V18424=90 or 96)

**V18449 'D39 PRES EMP SEP89 (W-E)' TL0C= 1478 MD=9**

D39. In which months during 1989 was she working for that employer as her main job?-SEPTEMBER 1989

2,690 26.6 1. Was working on this job at least part of this month

16 0.1 9. NA; DK

6,665 73.3 0. Inap.: did not work on this job at all during this month; no wife/"wife" in FU (V18394=2 or 3); not working for money now (V18397=5); present position began in 1990 (V18424=90 or 96)

**V18450 'D39 PRES EMP OCT89 (W-E)' TL0C= 1479 MD=9**

D39. In which months during 1989 was she working for that employer as her main job?-OCTOBER 1989

2,768 27.3 1. Was working on this job at least part of this month

15 0.1 9. NA; DK

6,588 72.6 0. Inap.: did not work on this job at all during this month; no wife/"wife" in FU (V18394=2 or 3); not working for money now (V18397=5); present position began in 1990 (V18424=90 or 96)

**V18451 'D39 PRES EMP NOV89 (W-E)' TL0C= 1480 MD=9**

D39. In which months during 1989 was she working for that employer as her main job?-NOVEMBER 1989

2,813 27.8 1. Was working on this job at least part of this month

14 0.1 9. NA; DK

6,544 72.1 0. Inap.: did not work on this job at all during this month; no wife/"wife" in FU (V18394=2 or 3); not working for money now (V18397=5); present position began in 1990 (V18424=90 or 96)

**V18452 'D39 PRES EMP DEC89 (W-E)' TL0C= 1481 MD=9**

D39. In which months during 1989 was she working for that employer as her main job?-DECEMBER 1989

2,854 28.1 1. Was working on this job at least part of this month

14 0.1 9. NA; DK

6,503 71.8 0. Inap.: did not work on this job at all during this month; no wife/"wife" in FU (V18394=2 or 3); not working for money now (V18397=5); present position began in 1990 (V18424=90 or 96)

The following variables (V18453-V18484) pertain to other main-job employers during 1989. Information contained in these variables is not necessarily about the immediately prior employer during 1989. In order to analyze the data on all 1989 employers, we recommend using the Work History Supplement Files.

V18453 'D40 OTR EMP 1989 (WF-E)' TLOC= 1482 MD=9

D40. Did she have any (other) main-job employers at any time during 1989? Again, if she was self-employed on a main job, count her as an employer.

---

614	5.5	1.	Yes
2,705	26.2	5.	No
8	0.0	9.	NA; DK
6,044	68.2	0.	Inap.: no wife/"wife" in FU (V18394=2 or 3); not working for money now (V18397=5)

V18454 'D41 MO BEG OTR EMP(WF-E)' TLOC= 1483- 1484 MD=99

D41. In what month and year did she start working for that (other) main-job employer?-MONTH

---

86	0.8	01.	January
38	0.3	02.	February
29	0.2	03.	March
35	0.3	04.	April
33	0.3	05.	May
50	0.4	06.	June
37	0.4	07.	July
46	0.4	08.	August
69	0.8	09.	September
43	0.3	10.	October
37	0.3	11.	November
22	0.2	12.	December
		21.	Winter
1	0.0	22.	Spring
1	0.0	23.	Summer
		24.	Fall/Autumn
59	0.5	98.	DK month
28	0.2	99.	NA month
8,757	94.5	00.	Inap.: no wife/"wife" in FU (V18394=2 or 3); not working for money now (V18397=5); no other main-job employer during 1989 (V18453=5 or 9)

V18455 'D41 YR BEG OTR EMP(WF-E)' TLOC= 1485- 1486 MD=99

D41. In what month and year did she start working for that (other) main-job employer?-YEAR

% nonzero = 5.5  
 mean nonzero, excluding missing data = 86.5

The values for this variable in the range 01-89 represent the last two digits of the year Wife/"Wife" started working for her other main-job employer.

- 97. Before 1989, DK exact year
- 98. DK year at all
- 99. NA
- 00. Inap.: no wife/"wife" in FU (V18394=2 or 3); not working for money now (V18397=5); no other main-job employer during 1989 (V18453=5 or 9)

V18456 'D42 OTR EMP JAN89 (W-E)' TLOC= 1487 MD=9

D42. In which months during 1989 was she working for that employer?-JANUARY 1989

---

447	4.2	1.	Was working on this job at least part of this month
4	0.0	9.	NA; DK
8,920	95.8	0.	Inap.: did not work on this job at all during this month; no wife/"wife" in FU (V18394=2 or 3); not working for money now (V18397=5); no other main-job employer during 1989 (V18453=5 or 9)

V18457 'D42 OTR EMP FEB89 (W-E)' TLOC= 1488 MD=9

D42. In which months during 1989 was she working for that employer?--FEBRUARY 1989

448	4.2	1.	Was working on this job at least part of this month
4	0.0	9.	NA; DK
8,919	95.8	0.	Inap.: did not work on this job at all during this month; no wife/"wife" in FU (V18394=2 or 3); not working for money now (V18397=5); no other main-job employer during 1989 (V18453=5 or 9)

V18458 'D42 OTR EMP MAR89 (W-E)' TLOC= 1489 MD=9

D42. In which months during 1989 was she working for that employer?--MARCH 1989

444	4.1	1.	Was working on this job at least part of this month
4	0.0	9.	NA; DK
8,923	95.9	0.	Inap.: did not work on this job at all during this month; no wife/"wife" in FU (V18394=2 or 3); not working for money now (V18397=5); no other main-job employer during 1989 (V18453=5 or 9)

V18459 'D42 OTR EMP APR89 (W-E)' TLOC= 1490 MD=9

D42. In which months during 1989 was she working for that employer?--APRIL 1989

430	3.9	1.	Was working on this job at least part of this month
4	0.0	9.	NA; DK
8,937	96.1	0.	Inap.: did not work on this job at all during this month; no wife/"wife" in FU (V18394=2 or 3); not working for money now (V18397=5); no other main-job employer during 1989 (V18453=5 or 9)

V18460 'D42 OTR EMP MAY89 (W-E)' TLOC= 1491 MD=9

D42. In which months during 1989 was she working for that employer?--MAY 1989

420	3.8	1.	Was working on this job at least part of this month
4	0.0	9.	NA; DK
8,947	96.2	0.	Inap.: did not work on this job at all during this month; no wife/"wife" in FU (V18394=2 or 3); not working for money now (V18397=5); no other main-job employer during 1989 (V18453=5 or 9)

V18461 'D42 OTR EMP JUN89 (W-E)' TLOC= 1492 MD=9

D42. In which months during 1989 was she working for that employer?--JUNE 1989

388	3.4	1.	Was working on this job at least part of this month
4	0.0	9.	NA; DK
8,979	96.5	0.	Inap.: did not work on this job at all during this month; no wife/"wife" in FU (V18394=2 or 3); not working for money now (V18397=5); no other main-job employer during 1989 (V18453=5 or 9)

V18462 'D42 OTR EMP JUL89 (W-E)' TLOC= 1493 MD=9

D42. In which months during 1989 was she working for that employer?--JULY 1989

339	2.9	1.	Was working on this job at least part of this month
4	0.0	9.	NA; DK
9,028	97.1	0.	Inap.: did not work on this job at all during this month; no wife/"wife" in FU (V18394=2 or 3); not working for money now (V18397=5); no other main-job employer during 1989 (V18453=5 or 9)

V18463 'D42 OTR EMP AUG89 (W-E)' TLOC= 1494 MD=9

302 - RAW DATA

D42. In which months during 1989 was she working for that employer?-AUGUST 1989

307	2.5	1.	Was working on this job at least part of this month
4	0.0	9.	NA; DK
9,060	97.4	0.	Inap.: did not work on this job at all during this month; no wife/"wife" in FU (V18394=2 or 3); not working for money now (V18397=5); no other main-job employer during 1989 (V18453=5 or 9)

V18464 'D42 OTR EMP SEP89 (W-E)' TL0C= 1495 MD=9

D42. In which months during 1989 was she working for that employer?-SEPTEMBER 1989

279	2.3	1.	Was working on this job at least part of this month.
5	0.0	9.	NA; DK
9,087	97.6	0.	Inap.: did not work on this job at all during this month; no wife/"wife" in FU (V18394=2 or 3); not working for money now (V18397=5); no other main-job employer during 1989 (V18453=5 or 9)

V18465 'D42 OTR EMP OCT89 (W-E)' TL0C= 1496 MD=9

D42. In which months during 1989 was she working for that employer?-OCTOBER 1989

250	2.0	1.	Was working on this job at least part of this month
4	0.1	9.	NA; DK
9,117	97.9	0.	Inap.: did not work on this job at all during this month; no wife/"wife" in FU (V18394=2 or 3); not working for money now (V18397=5); no other main-job employer during 1989 (V18453=5 or 9)

V18466 'D42 OTR EMP NOV89 (W-E)' TL0C= 1497 MD=9

D42. In which months during 1989 was she working for that employer?-NOVEMBER 1989

214	1.6	1.	Was working on this job at least part of this month
5	0.1	9.	NA; DK
9,152	98.3	0.	Inap.: did not work on this job at all during this month; no wife/"wife" in FU (V18394=2 or 3); not working for money now (V18397=5); no other main-job employer during 1989 (V18453=5 or 9)

V18467 'D42 OTR EMP DEC89 (W-E)' TL0C= 1498 MD=9

D42. In which months during 1989 was she working for that employer?-DECEMBER 1989

188	1.5	1.	Was working on this job at least part of this month
4	0.1	9.	NA; DK
9,179	98.5	0.	Inap.: did not work on this job at all during this month; no wife/"wife" in FU (V18394=2 or 3); not working for money now (V18397=5); no other main-job employer during 1989 (V18453=5 or 9)

V18468 'D43 WORK SELF/OTR?(WF-E)' TL0C= 1499 MD=9

D43. On this main job, was she self-employed, was she employed by someone else, or what?

572	5.1	1.	Someone else only
1	0.0	2.	Both someone else and self
39	0.4	3.	Self-employed only
2	0.0	9.	NA; DK
8,757	94.5	0.	Inap.: no wife/"wife" in FU (V18394=2 or 3); not working for money now (V18397=5); no other main-job employer during 1989 (V18453=5 or 9)

V18469 'D44 CORP/UNCORP BUS(W-E)' TLOC= 1500 MD=9

D44. Was that an unincorporated business or a corporation?

38	0.4	1.	Unincorporated
		2.	Corporation
1	0.0	8.	DK
1	0.0	9.	NA
9,331	99.6	0.	Inap.: no wife/"wife" in FU (V18394=2 or 3); not working for money now (V18397=5); no other main-job employer during 1989 (V18453=5 or 9); worked for someone else only (V18468=1 or 9)

V18470 'D45 WRK GOV-OTR EMP? W-E' TLOC= 1501 MD=9

D45. Did she work for the federal, state, or local government, a private company, or what?

16	0.1	1.	Federal government
29	0.2	2.	State government
22	0.2	3.	Local government; public school system
503	4.5	4.	Private company; non-government
		7.	Other
2	0.0	9.	NA; Don't Know
8,799	94.9	0.	Inap.: no wife/"wife" in FU (V18394=2 or 3); not working for money now (V18397=5); no other main-job employer during 1989 (V18453=5 or 9); worked for self only or also employed by someone else (V18468=2, 3 or 9)

V18471 'D46-47 OCC OTR EMP (W-E)' TLOC= 1502- 1504 MD=999

D46. What was her occupation when she first started working for them? What sort of work did she do?

D47. What were her most important activities or duties?

The 3-digit occupation code from 1970 Census of Population; Alphabetical Index of Industries and Occupation issued June 1971 by the U.S. Department of Commerce and the Bureau of the Census was used for this variable. Please refer to Appendix 2, Wave XIV documentation, for complete listings.

96	1.1	001-195.	Professional, Technical, and Kindred Workers
37	0.4	201-245.	Managers and Administrators, Except Farm
42	0.5	260-285.	Sales Workers
182	1.6	301-395.	Clerical and Kindred Workers
13	0.1	401-600.	Craftsmen and Kindred Workers
52	0.4	601-695.	Operatives, Except Transport
3	0.0	701-715.	Transport Equipment Operatives
12	0.1	740-785.	Laborers, Except Farm
2	0.0	801-802.	Farmers and Farm Managers
16	0.1	821-824.	Farm Laborers and Farm Foremen
145	1.2	901-965.	Service Workers, Except Private Household
12	0.1	980-984.	Private Household Workers
2	0.0	999.	NA; DK
8,757	94.5	000.	Inap.: no wife/"wife" in FU (V18394=2 or 3); not working for money now (V18397=5); no other main-job employer during 1989 (V18453=5 or 9)

V18472 'D48 IND OTR EMP (W-E)' TLOC= 1505- 1507 MD=999

D48. What kind of business or industry was that in?

The 3-digit industry code from 1970 Census of Population; Alphabetical Index of Industries and Occupations issued June 1971 by the U.S. Department of Commerce and the Bureau of the Census was used for this variable. Please refer to Appendix 2, Wave XIV documentation, for complete listings.

20	0.1	017-028.	Agriculture, Forestry, and Fisheries
		047-057.	Mining
5	0.0	067-077.	Construction
77	0.7	107-398.	Manufacturing
16	0.2	407-479.	Transportation, Communications, and Other Public Utilities

## 304 - RAW DATA

166	1.5	507-698.	Wholesale and Retail Trade
35	0.3	707-718.	Finance, Insurance, and Real Estate
30	0.3	727-759.	Business and Repair Services
62	0.6	769-798.	Personal Services
6	0.0	807-809.	Entertainment and Recreation Services
165	1.6	828-897.	Professional and Related Services
17	0.1	907-937.	Public Administration
15	0.2	999.	NA; DK
8,757	94.5	000.	Inap.: no wife/"wife" in FU (V18394=2 or 3); not working for money now (V18397=5); no other main-job employer during 1989 (V18453=5 or 9)

V18473 'D49 START WAGE OTR EMP-W' TLOC= 1508- 1511 MD=9999

D49. What was her starting wage or salary with that employer?

% nonzero = 5.5

mean nonzero, excluding missing data = 6.484 (with implied decimals)

The values for this variable represent dollars and cents per hour. For calculation of hourly rates from salary amounts, the hours per week worked from question D50 were used. Annual salaries were divided by the answer to D50 times 52 weeks; monthly salaries by D50 times 4.3 weeks.

OSIRIS USERS: Note that this variable is defined in the dictionary as having no decimal places.

9998. \$99.98 per hour or more

9999. NA; DK

0000. Inap.: no wife/"wife" in FU (V18394=2 or 3); not working for money now (V18397=5); no other main-job employer during 1989 (V18453=5 or 9)

V18474 'D50 BEG HR/WK OTR EMP-WF' TLOC= 1512- 1513 MD=99

D50. And how many hours a week did she work when she first started?

% nonzero = 5.5

mean nonzero, excluding missing data = 34.3

The values for this variable represent the actual number of hours per week Wife/"Wife" worked.

98. Ninety-eight hours per week or more

99. NA; DK

00. Inap.: no wife/"wife" in FU (V18394=2 or 3); not working for money now (V18397=5); no other main-job employer during 1989 (V18453=5 or 9)

V18475 'D51 CHG POS OTR EMP(W-E)' TLOC= 1514 MD=9

D51. During 1989, did her job title or position with that main job employer change?

48 0.4 1. Yes

550 5.0 5. No

16 0.1 9. NA; DK

8,757 94.5 0. Inap.: no wife/"wife" in FU (V18394=2 or 3); not working for money now (V18397=5); no other main-job employer during 1989 (V18453=5 or 9)

V18476 'D52 MO CHGE POS (WF-E)' TLOC= 1515- 1516 MD=99

D52. In what month did that happen?

6 0.1 01. January

5 0.0 02. February

3 0.0 03. March

4 0.1 04. April

4 0.0 05. May

7 0.1 06. June



4	0.0	07.	July
4	0.0	08.	August
4	0.0	09.	September
		10.	October
2	0.0	11.	November
		12.	December
		21.	Winter
1	0.0	22.	Spring
		23.	Summer
		24.	Fall/Autumn
4	0.0	98.	DK month
		99.	NA month
9,323	99.6	00.	Inap.: no wife/"wife" in FU (V18394=2 or 3); not working for money now (V18397=5); no other main-job employer during 1989 (V18453=5 or 9); did not change job title or position in 1989 (V18475=5 or 9)

V18477 'D53 TYPE CHG OTR EMP W-E' TL0C= 1517 MD=9

D53. Was that a promotion with higher pay, a major change in her duties but with the same pay, or what?

27	0.2	1.	Promotion with higher pay
10	0.1	5.	Major change in duties but with same pay
9	0.1	7.	Other
2	0.0	9.	NA; DK
9,323	99.6	0.	Inap.: no wife/"wife" in FU (V18394=2 or 3); not working for money now (V18397=5); no other main-job employer during 1989 (V18453=5 or 9); did not change job title or position in 1989 (V18475=5 or 9)

V18478 'D54 STOP WRK OTR EMP W-E' TL0C= 1518 MD=9

D54. Has she stopped working for that employer?

579	5.1	1.	Yes
34	0.4	5.	No
1	0.0	9.	NA; DK
8,757	94.5	0.	Inap.: no wife/"wife" in FU (V18394=2 or 3); not working for money now (V18397=5); no other main-job employer during 1989 (V18453=5 or 9)

V18479 'D55 MO END OTR EMP (W-E)' TL0C= 1519- 1520 MD=99

D55. In what month and year did she stop working for that employer?-MONTH

43	0.4	01.	January
38	0.3	02.	February
62	0.5	03.	March
41	0.4	04.	April
47	0.3	05.	May
65	0.6	06.	June
47	0.5	07.	July
43	0.4	08.	August
42	0.3	09.	September
51	0.5	10.	October
36	0.3	11.	November
49	0.4	12.	December
		21.	Winter
		22.	Spring
		23.	Summer
		24.	Fall/Autumn
4	0.1	98.	DK month
11	0.1	99.	NA month
8,792	94.9	00.	Inap.: no wife/"wife" in FU (V18394=2 or 3); not working for money now (V18397=5); no other main-job employer during 1989 (V18453=5 or 9); still working for other employer (V18478=5 or 9)

V18480 'D55 YR END OTR EMP (W-E)' TLOC= 1521- 1522 MD=99

D55. In what month and year did she stop working for that employer?-YEAR

---

449	4.1	89.	1989
121	0.9	90.	1990
2	0.0	98.	DK year
7	0.1	99.	NA year
8,792	94.9	00.	Inap.: no wife/"wife" in FU (V18394=2 or 3); not working for money now (V18397=5); no other main-job employer during 1989 (V18453=5 or 9); still working for other employer (V18478=5 or 9)

V18481 'D56 WHY LEFT OTR EMP W-E' TLOC= 1523 MD=9

D56. What happened with that employer--did the company go out of business, was she laid off, did she quit, or what?

---

37	0.3	1.	Company folded/changed hands/moved out of town; employer died/went out of business
		2.	Strike; lockout
46	0.4	3.	Laid off; fired
438	4.0	4.	Quit; resigned; retired; pregnant; needed more money; just wanted a change in jobs; was self-employed before
16	0.2	7.	Other; transfer; any mention of armed services
23	0.2	8.	Job was completed; seasonal work; was a temporary job
19	0.1	9.	NA; DK
8,792	94.9	0.	Inap.: no wife/"wife" in FU (V18394=2 or 3); not working for money now (V18397=5); no other main-job employer during 1989 (V18453=5 or 9); still working for other employer (V18478=5 or 9)

V18482 'D57 END WAGE OTR EMP W-E' TLOC= 1524- 1527 MD=9999

D57. What was your (wife's/"WIFE'S") final wage or salary when she left that employer?

---

% nonzero = 5.1  
 mean nonzero, excluding missing data = 7.327 (with implied decimals)

The values for this variable represent dollars and cents per hour. For calculation of hourly rates from salary amounts, the hours per week worked from question D58 were used. Annual salaries were divided by the answer to D58 times 52 weeks; monthly salaries by D58 times 4.3 weeks.

OSIRIS USERS: Note that this variable is defined in the dictionary as having no decimal places.

- 9998. \$99.98 per hour or more
- 9999. NA; DK
- 0000. Inap.: no wife/"wife" in FU (V18394=2 or 3); not working for money now (V18397=5); no other main-job employer during 1989 (V18453=5 or 9); still working for other employer (V18478=5 or 9)

V18483 'D58 END HR/WK OTR EMP-WF' TLOC= 1528- 1529 MD=99

D58. And how many hours a week did she work just before she left?

---

% nonzero = 5.1  
 mean nonzero, excluding missing data = 35.7

The values for this variable represent the actual number of hours per week Wife/"Wife" worked.

- 01. One hour or less per week
- 98. Ninety-eight hours or more per week
- 99. NA; DK
- 00. Inap.: no wife/"wife" in FU (V18394=2 or 3); not working for money now (V18397=5); no other main-job employer

during 1989 (V18453=5 or 9); still working for other employer (V18478=5 or 9)

V18484 'D59 ANY OTR EMP 89 (W-E)' TL0C= 1530 MD=9

D59. Did she have any other **main-job** employers at any time during 1989?  
(Remember to count her as an employer if she was self-employed then on a **main job**.)

105	0.9	1.	Yes
509	4.6	5.	No
		9.	NA; DK
8,757	94.5	0.	Inap.: no wife/"wife" in FU (V18394=2 or 3); not working for money now (V18397=5); no other main-job employer during 1989 (V18453=5 or 9)

V18485 'D-# WRK HIST SUPPS (W-E)' TL0C= 1531- 1532

Number of Additional Work History Spells for Section D

% nonzero = 0.9  
mean nonzero = 1.2

The values for this variable represent the actual number of work history spells needed to complete the work history for 1989. These data are available as a separate file. Refer to Section I, Part 7 of this volume for more detail.

00. Inap.: no wife/"wife" in FU (V18394=2 or 3); not working for money now (V18397=5); no other main-job employer during 1989 (V18453=5 or 9); no other main-job employers in 1989 (V18484=5 or 9)

V18486 'D60 WTR OTRS ILL (WF-E)' TL0C= 1533 MD=9

D60. We're interested in how your (wife/"WIFE") spent her time from January through December 1989. I know you may have given me some of this information already, but my instructions are to ask these questions of everybody. Did she miss any work in 1989 because you or someone else was sick?

767	7.0	1.	Yes
2,544	24.7	5.	No
16	0.1	9.	NA; DK
6,044	68.2	0.	Inap.: no wife/"wife" in FU (V18394=2 or 3); not working for money now (V18397=5)

V18487 'D61 # WKS OTR ILL (WF-E)' TL0C= 1534- 1535 MD=99

D61. How much work did she miss?

% nonzero = 7.0  
mean nonzero, excluding missing data = 1.5

The values for this variable represent the actual number of weeks (01-52) Wife/"Wife" missed through illness of other persons.

01. One week or less  
99. NA; DK  
00. Inap.: no wife/"wife" in FU (V18394=2 or 3); not working for money now (V18397=5); missed no work through illness of others (V18486=5 or 9)

V18488 'D63 WTR SELF ILL (WF-E)' TL0C= 1536 MD=9

D63. Did she miss any work in 1989 because she was sick?

1,268	12.5	1.	Yes
2,043	19.1	5.	No
16	0.1	9.	NA; DK

6,044 68.2 0. Inap.: no wife/"wife" in FU (V18394=2 or 3); not working  
for money now (V18397=5)

**V18489 'D64 # WKS SELF ILL(WF-E)' TLOC= 1537- 1538 MD=99**

D64. How much work did she miss?

% nonzero = 12.5  
mean nonzero, excluding missing data = 2.3

The values for this variable represent the actual number of weeks (01-52)  
missed through Wife's/"Wife's" own illness.

- 01. One week or less
- 99. NA; DK
- 00. Inap.: no wife/"wife" in FU (V18394=2 or 3); not working  
for money now (V18397=5); missed no work through own  
illness (V18488=5 or 9)

**V18490 'D66 WTR VACATION (WF-E)' TLOC= 1539 MD=9**

D66. Did she take any vacation or time off during 1989?

2,355	24.1	1.	Yes
957	7.5	5.	No
15	0.1	9.	NA; DK
6,044	68.2	0.	Inap.: no wife/"wife" in FU (V18394=2 or 3); not working for money now (V18397=5)

**V18491 'D67 # WK VACATION (WF-E)' TLOC= 1540- 1541 MD=99**

D67. How much vacation or time off did she take?

% nonzero = 24.1  
mean nonzero, excluding missing data = 4.5

The values for this variable represent the actual number of weeks (01-52) of  
vacation or time off taken by the Wife/"Wife."

- 01. One week or less
- 99. NA; DK
- 00. Inap.: no wife/"wife" in FU (V18394=2 or 3); not working  
for money now (V18397=5); took no vacation or time off  
(V18490=5 or 9)

**V18492 'D69 WTR STRIKE (WF-E)' TLOC= 1542 MD=9**

D69. Did she miss any work in 1989 because she was on strike?

7	0.0	1.	Yes
3,303	31.6	5.	No
17	0.1	9.	NA; DK
6,044	68.2	0.	Inap.: no wife/"wife" in FU (V18394=2 or 3); not working for money now (V18397=5)

**V18493 'D70 # WK ON STRIKE (W-E)' TLOC= 1543- 1544 MD=99**

D70. How much work did she miss?

% nonzero = 0.0  
mean nonzero, excluding missing data = 1.7

The values for this variable represent the actual number of weeks (01-52)  
missed because of time Wife/"Wife" spent on strike.

- 01. One week or less
- 99. NA; DK
- 00. Inap.: no wife/"wife" in FU (V18394=2 or 3); not working  
for money now (V18397=5); missed no work through strikes  
(V18492=5 or 9)

V18494 'D72 WTR UNEMPLOYED(WF-E)' TLOC= 1545 MD=9

D72. Did she miss any work in 1989 because she was unemployed and looking for work or temporarily laid off?

347	2.7	1.	Yes
2,963	28.9	5.	No
17	0.1	9.	NA; DK
6,044	68.2	0.	Inap.: no wife/"wife" in FU (V18394=2 or 3); not working for money now (V18397=5)

V18495 'D73 # WK UNEMPLOYED(W-E)' TLOC= 1546- 1547 MD=99

D73. How much work did she miss?

% nonzero = 2.7  
mean nonzero, excluding missing data = 13.9

The values for this variable represent the actual number of weeks (01-52) missed due to unemployment or temporary layoff of Wife/"Wife."

01. One week or less  
99. NA; DK  
00. Inap.: no wife/"wife" in FU (V18394=2 or 3); not working for money now (V18397=5); was not unemployed or laid off (V18494=5 or 9)

V18496 'D75 WTR OUT LAB FRC(W-E)' TLOC= 1548 MD=9

D75. Were there any weeks in 1989 when she didn't have a job and was not looking for one?

478	4.3	1.	Yes
2,830	27.3	5.	No
19	0.1	9.	NA; DK
6,044	68.2	0.	Inap.: no wife/"wife" in FU (V18394=2 or 3); not working for money now (V18397=5)

V18497 'D76 #WK OUT LAB FRC(W-E)' TLOC= 1549- 1550 MD=99

D76. How much time was that?

% nonzero = 4.3  
mean nonzero, excluding missing data = 25.9

The values for this variable represent the actual number of weeks (01-52) that Wife/"Wife" did not have a job and was not looking for one.

01. One week or less  
99. NA; DK  
00. Inap.: no wife/"wife" in FU (V18394=2 or 3); not working for money now (V18397=5); not out of labor force (V18496=5 or 9)

V18498 'D78 # WKS WORKED (WF-E)' TLOC= 1551- 1552 MD=99

D78. Then, how many weeks did she actually work on her main job(s) in 1989?

% nonzero = 30.9  
mean nonzero, excluding missing data = 44.0

The values for this variable represent the actual number of weeks (01-52) Wife/"Wife" worked on her main job.

01. One week or less  
99. NA; DK  
00. Inap.: did not work at all in 1989; no wife/"wife" in FU (V18394=2 or 3); not working for money now (V18397=5)

V18499 'D79 # HR/WK WORKED (W-E)' TLOC= 1553- 1554 MD=99

D79. And, on the average, how many hours a week did she work on her main job(s) in 1989?

% nonzero = 30.9  
mean nonzero, excluding missing data = 35.1

The values for this variable represent the actual number of hours per week Wife/"Wife" worked on her main job(s).

- 01. One hour or less
- 98. Ninety-eight hours or more
- 99. NA; DK
- 00. Inap.: no wife/"wife" in FU (V18394=2 or 3); not working for money now (V18397=5); did not work at all in 1989 (V18498=00)

V18500 'D80 WTR WORKED OT (WF-E)' TLOC= 1555 MD=9

D80. Did she work any overtime which isn't included in that?

668	5.7	1.	Yes
2,532	25.2	5.	No
14	0.1	9.	NA; DK
6,157	69.1	0.	Inap.: no wife/"wife" in FU (V18394=2 or 3); not working for money now (V18397=5); did not work at all in 1989 (V18498=00)

V18501 'D82 WTR XTRA JOBS (WF-E)' TLOC= 1556 MD=9

D82. Did your (wife/"WIFE") have an extra job or other way of making money in addition to her main job(s) in 1989?

312	3.6	1.	Yes
3,010	28.2	5.	No
5	0.0	9.	NA; DK
6,044	68.2	0.	Inap.: no wife/"wife" in FU (V18394=2 or 3); not working for money now (V18397=5)

V18502 'D82-106 # XTRA JOBS(W-E)' TLOC= 1557 MD=9

D82. Did your (wife/"WIFE") have an extra job or other way of making money in addition to her main job(s) in 1989?

D94. Did she have any other extra jobs in 1989?

284	3.3	1.	One extra job
26	0.3	2.	Two extra jobs
2	0.0	3.	Three extra jobs
		4.	Four extra jobs
		5.	Five extra jobs
		6.	Six extra jobs
		7.	Seven extra jobs
		8.	Eight or more extra jobs
		9.	NA; DK
9,059	96.4	0.	Inap.: no wife/"wife" in FU (V18394=2 or 3); not working for money now (V18397=5); no extra jobs (V18501=5 or 9)

V18503 'D83 WORK FOR GOVT?(WF-E)' TLOC= 1558 MD=9

D83. Did your (wife/"WIFE") work for the federal, state, or local government, a private company, or what?-FIRST EXTRA JOB

3	0.0	1.	Federal government
17	0.2	2.	State government
28	0.4	3.	Local government; public school system
161	1.6	4.	Private company; non-government
94	1.2	5.	Self-employed
		7.	Other
9	0.1	9.	NA; Don't Know
9,059	96.4	0.	Inap.: no wife/"wife" in FU (V18394=2 or 3); not working for money now (V18397=5); no extra jobs (V18501=5 or 9)

V18504 'D84-85 OCC-XTRA JOB1 W-E' TL0C= 1559- 1561 MD=999

D84. What was her occupation? What sort of work did she do?

D85. What were her most important activities or duties?-FIRST EXTRA JOB

The 3-digit occupation code from 1970 Census of Population; Alphabetical Index of Industries and Occupation issued June 1971 by the U.S. Department of Commerce and the Bureau of the Census was used for this variable. Please refer to Appendix 2, Wave XIV documentation, for complete listings.

91	1.2	001-195.	Professional, Technical, and Kindred Workers
11	0.2	201-245.	Managers and Administrators, Except Farm
29	0.3	260-285.	Sales Workers
61	0.7	301-395.	Clerical and Kindred Workers
6	0.1	401-600.	Craftsmen and Kindred Workers
19	0.2	601-695.	Operatives, Except Transport
7	0.1	701-715.	Transport Equipment Operatives
2	0.0	740-785.	Laborers, Except Farm
4	0.0	801-802.	Farmers and Farm Managers
2	0.0	821-824.	Farm Laborers and Farm Foremen
65	0.7	901-965.	Service Workers, Except Private Household
13	0.2	980-984.	Private Household Workers
2	0.0	999.	NA; DK
9.059	96.4	000.	Inap.: no wife/"wife" in FU (V18394=2 or 3); not working for money now (V18397=5); no extra jobs (V18501=5 or 9)

V18505 'D86 IND XTRA JOB1 (W-E)' TL0C= 1562- 1564 MD=999

D86. What kind of business or industry was that in?-FIRST EXTRA JOB IN 1989

The 3-digit industry code from 1970 Census of Population; Alphabetical Index of Industries and Occupations issued June 1971 by the U.S. Department of Commerce and the Bureau of the Census was used for this variable. Please refer to Appendix 2, Wave XIV documentation, for complete listings.

7	0.1	017-028.	Agriculture, Forestry, and Fisheries
		047-057.	Mining
4	0.0	067-077.	Construction
15	0.2	107-398.	Manufacturing
6	0.0	407-479.	Transportation, Communications, and Other Public Utilities
65	0.7	507-698.	Wholesale and Retail Trade
14	0.1	707-718.	Finance, Insurance, and Real Estate
29	0.3	727-759.	Business and Repair Services
38	0.4	769-798.	Personal Services
12	0.2	807-809.	Entertainment and Recreation Services
109	1.3	828-897.	Professional and Related Services
10	0.1	907-937.	Public Administration
3	0.0	999.	NA; DK
9.059	96.4	000.	Inap.: no wife/"wife" in FU (V18394=2 or 3); not working for money now (V18397=5); no extra jobs (V18501=5 or 9)

V18506 'D87 PAY/HR XTRA JB1(W-E)' TL0C= 1565- 1568 MD=9999

D87. About how much did she make at this?-FIRST EXTRA JOB

% nonzero = 3.5

mean nonzero, excluding missing data = 13.090 (with implied decimals)

The values for this variable represent dollars and cents per hour. If the amount was given as something other than an hourly rate, the same rules as those for V18406 were used.

OSIRIS USERS:

Note that this variable is defined in the dictionary as having no decimal places.

9998. \$99.98 or more per hour

9999. NA; DK

0000. Inap.: no wife/"wife" in FU (V18394=2 or 3); not working for money now (V18397=5); no extra jobs (V18501=5 or 9)

V18507 'D88 # WKS XTRA JOB1(W-E)' TLOC= 1569- 1570 MD=99

D88. And, how many weeks did she work on this extra job in 1989?-FIRST EXTRA JOB

---

% nonzero = 3.6  
mean nonzero, excluding missing data = 25.1

The values for this variable represent the actual number of weeks (01-52) Wife/"Wife" worked on the first extra job.

01. One week or less  
99. NA; DK  
00. Inap.: no wife/"wife" in FU (V18394=2 or 3); not working for money now (V18397=5); no extra jobs (V18501=5 or 9)

V18508 'D89 HR/WK XTRA JOB1(W-E)' TLOC= 1571- 1572 MD=99

D89. On the average, how many hours a week did she work on this job?-FIRST EXTRA JOB

---

% nonzero = 3.6  
mean nonzero, excluding missing data = 15.3

The values for this variable represent the actual number of hours per week Wife/"Wife" worked on the first extra job.

01. One hour or less  
98. Ninety-eight hours or more  
99. NA; DK  
00. Inap.: no wife/"wife" in FU (V18394=2 or 3); not working for money now (V18397=5); no extra jobs (V18501=5 or 9)

V18509 'D90 MD BEG XTRA JOB1 W-E' TLOC= 1573- 1574 MD=99

D90. In what month and year did she start working for that employer?-MONTH BEGAN FIRST EXTRA JOB

---

50	0.6	01.	January
12	0.1	02.	February
13	0.2	03.	March
20	0.2	04.	April
16	0.1	05.	May
24	0.3	06.	June
18	0.2	07.	July
16	0.2	08.	August
39	0.4	09.	September
16	0.2	10.	October
14	0.2	11.	November
13	0.2	12.	December
		21.	Winter
1	0.0	22.	Spring
1	0.0	23.	Summer
		24.	Fall/Autumn
25	0.3	98.	DK month
34	0.4	99.	NA month
9,059	96.4	00.	Inap.: no wife/"wife" in FU (V18394=2 or 3); not working for money now (V18397=5); no extra jobs during 1989 (V18501=5 or 9)

V18510 'D90 YR BEG XTRA JOB1 W-E' TLOC= 1575- 1576 MD=99

D90. In what month and year did she start working for that employer?-YEAR BEGAN FIRST EXTRA JOB

---

% nonzero = 3.6  
mean nonzero, excluding missing data = 86.1



The values for this variable in the range 01-89 represent the last two digits of the year Wife/"Wife" started working for her extra job employer.

- 97. Before 1989, DK exact year
- 98. DK year at all
- 99. NA
- 00. Inap.: no wife/"wife" in FU (V18394=2 or 3); not working for money now (V18397=5); no extra jobs during 1989 (V18501=5 or 9)

V18511 'D91 WRK XJB1 JAN89 (W-E)' TL0C= 1577 MD=9

D91. In which months during 1989 was she working for that employer?-JANUARY  
1989-FIRST EXTRA JOB

159	1.8	1.	Was working on this job at least part of this month
13	0.2	9.	NA; DK
9,199	98.0	0.	Inap.: did not work on this job at all during this month; no wife/"wife" in FU (V18394=2 or 3); not working for money now (V18397=5); no extra jobs during 1989 (V18501=5 or 9)

V18512 'D91 WRK XJB1 FEB89 (W-E)' TL0C= 1578 MD=9

D91. In which months during 1989 was she working for that employer?-FEBRUARY  
1989-FIRST EXTRA JOB

165	1.9	1.	Was working on this job at least part of this month
13	0.2	9.	NA; DK
9,193	97.9	0.	Inap.: did not work on this job at all during this month; no wife/"wife" in FU (V18394=2 or 3); not working for money now (V18397=5); no extra jobs during 1989 (V18501=5 or 9)

V18513 'D91 WRK XJB1 MAR89 (W-E)' TL0C= 1579 MD=9

D91. In which months during 1989 was she working for that employer?-MARCH  
1989-FIRST EXTRA JOB

164	1.9	1.	Was working on this job at least part of this month
13	0.2	9.	NA; DK
9,194	97.9	0.	Inap.: did not work on this job at all during this month; no wife/"wife" in FU (V18394=2 or 3); not working for money now (V18397=5); no extra jobs during 1989 (V18501=5 or 9)

V18514 'D91 WRK XJB1 APR89 (W-E)' TL0C= 1580 MD=9

D91. In which months during 1989 was she working for that employer?-APRIL  
1989-FIRST EXTRA JOB

170	2.0	1.	Was working on this job at least part of this month
13	0.2	9.	NA; DK
9,188	97.8	0.	Inap.: did not work on this job at all during this month; no wife/"wife" in FU (V18394=2 or 3); not working for money now (V18397=5); no extra jobs during 1989 (V18501=5 or 9)

V18515 'D91 WRK XJB1 MAY89 (W-E)' TL0C= 1581 MD=9

D91. In which months during 1989 was she working for that employer?-MAY  
1989-FIRST EXTRA JOB

167	1.9	1.	Was working on this job at least part of this month
13	0.2	9.	NA; DK
9,191	97.9	0.	Inap.: did not work on this job at all during this month; no wife/"wife" in FU (V18394=2 or 3); not working for money now (V18397=5); no extra jobs during 1989 (V18501=5 or 9)

V18516 'D91 WRK XJB1 JUN89 (W-E)' TL0C= 1582 MD=9

D91. In which months during 1989 was she working for that employer?-JUNE  
1989-FIRST EXTRA JOB

## 314 - RAW DATA

173	2.0	1.	Was working on this job at least part of this month
13	0.2	9.	NA; DK
9,185	97.8	0.	Inap.: did not work on this job at all during this month; no wife/"wife" in FU (V18394=2 or 3); not working for money now (V18397=5); no extra jobs during 1989 (V18501=5 or 9)

## V18517 'D91 WRK XJB1 JUL89 (W-E)' TLOC= 1583 MD=9

D91. In which months during 1989 was she working for that employer?-JULY  
1989-FIRST EXTRA JOB

---

165	1.8	1.	Was working on this job at least part of this month
13	0.2	9.	NA; DK
9,193	98.0	0.	Inap.: did not work on this job at all during this month; no wife/"wife" in FU (V18394=2 or 3); not working for money now (V18397=5); no extra jobs during 1989 (V18501=5 or 9)

## V18518 'D91 WRK XJB1 AUG89 (W-E)' TLOC= 1584 MD=9

D91. In which months during 1989 was she working for that employer?-AUGUST  
1989-FIRST EXTRA JOB

---

154	1.7	1.	Was working on this job at least part of this month
13	0.2	9.	NA; DK
9,204	98.1	0.	Inap.: did not work on this job at all during this month; no wife/"wife" in FU (V18394=2 or 3); not working for money now (V18397=5); no extra jobs during 1989 (V18501=5 or 9)

## V18519 'D91 WRK XJB1 SEP89 (W-E)' TLOC= 1585 MD=9

D91. In which months during 1989 was she working for that employer?-  
SEPTEMBER 1989-FIRST EXTRA JOB

---

179	2.0	1.	Was working on this job at least part of this month
13	0.2	9.	NA; DK
9,179	97.8	0.	Inap.: did not work on this job at all during this month; no wife/"wife" in FU (V18394=2 or 3); not working for money now (V18397=5); no extra jobs during 1989 (V18501=5 or 9)

## V18520 'D91 WRK XJB1 OCT89 (W-E)' TLOC= 1586 MD=9

D91. In which months during 1989 was she working for that employer?-OCTOBER  
1989-FIRST EXTRA JOB

---

189	2.1	1.	Was working on this job at least part of this month
13	0.2	9.	NA; DK
9,169	97.7	0.	Inap.: did not work on this job at all during this month; no wife/"wife" in FU (V18394=2 or 3); not working for money now (V18397=5); no extra jobs during 1989 (V18501=5 or 9)

## V18521 'D91 WRK XJB1 NOV89 (W-E)' TLOC= 1587 MD=9

D91. In which months during 1989 was she working for that employer?-NOVEMBER  
1989-FIRST EXTRA JOB

---

188	2.2	1.	Was working on this job at least part of this month
13	0.2	9.	NA; DK
9,170	97.6	0.	Inap.: did not work on this job at all during this month; no wife/"wife" in FU (V18394=2 or 3); not working for money now (V18397=5); no extra jobs during 1989 (V18501=5 or 9)

## V18522 'D91 WRK XJB1 DEC89 (W-E)' TLOC= 1588 MD=9

D91. In which months during 1989 was she working for that employer?-DECEMBER  
1989-FIRST EXTRA JOB

---

184	2.1	1.	Was working on this job at least part of this month
13	0.2	9.	NA; DK

9,174 97.7 0. Inap.: did not work on this job at all during this month; no wife/"wife" in FU (V18394=2 or 3); not working for money now (V18397=5); no extra jobs during 1989 (V18501=5 or 9)

V18523 'D92 STOP WRK XJOB1 (W-E)' TLOC= 1589 MD=9

D92. Has she stopped working for that employer?-FIRST EXTRA JOB

104	1.0	1.	Yes
202	2.5	5.	No
6	0.1	9.	NA; DK
9,059	96.4	0.	Inap.: no wife/"wife" in FU (V18394=2 or 3); not working for money now (V18397=5); no extra jobs during 1989 (V18501=5 or 9)

V18524 'D93 MO END XJOB1 (WF-E)' TLOC= 1590- 1591 MD=99

D93. In what month and year was that?-MONTH ENDED FIRST EXTRA JOB

8	0.0	01.	January
7	0.1	02.	February
8	0.1	03.	March
7	0.1	04.	April
12	0.2	05.	May
9	0.1	06.	June
11	0.1	07.	July
10	0.1	08.	August
5	0.0	09.	September
12	0.1	10.	October
6	0.0	11.	November
9	0.1	12.	December
		21.	Winter
		22.	Spring
		23.	Summer
		24.	Fall/Autumn
		98.	DK month
		99.	NA month
9,267	99.0	00.	Inap.: no wife/"wife" in FU (V18394=2 or 3); not working for money now (V18397=5); no extra jobs during 1989 (V18501=5 or 9); still working for extra job employer (V18523=5 or 9)

V18525 'D93 YR END XJOB1 (WF-E)' TLOC= 1592- 1593 MD=99

D93. In what month and year was that?-YEAR ENDED FIRST EXTRA JOB

84	0.8	89.	1989
20	0.2	90.	1990
		98.	DK year
		99.	NA year
9,267	99.0	00.	Inap.: no wife/"wife" in FU (V18394=2 or 3); not working for money now (V18397=5); no extra jobs during 1989 (V18501=5 or 9); still working for extra job employer (V18523=5 or 9)

V18526 'D95 WRK FOR GOV XJB2 W-E' TLOC= 1594 MD=9

D95. Did she work for the federal, state, or local government, a private company, or what?-SECOND EXTRA JOB

2	0.0	1.	Federal government
1	0.0	2.	State government
3	0.0	3.	Local government; public school system
13	0.1	4.	Private company; non-government
9	0.1	5.	Self-employed
		7.	Other
		9.	NA; Don't Know
9,343	99.7	0.	Inap.: no wife/"wife" in FU (V18394=2 or 3); not working for money now (V18397=5); no extra jobs (V18501=5 or 9); only one extra job (V18502=1)

V18527 'D95-97 OCC-XTRA JOB2 W-E' TLOC= 1595- 1597 MD=999

D96. What was her occupation? What sort of work did she do?  
D97. What were her most important activities or duties?-SECOND EXTRA JOB

The 3-digit occupation code from 1970 Census of Population; Alphabetical Index of Industries and Occupation issued June 1971 by the U.S. Department of Commerce and the Bureau of the Census was used for this variable. Please refer to Appendix 2, Wave XIV documentation, for complete listings.

10	0.1	001-195.	Professional, Technical, and Kindred Workers
3	0.0	201-245.	Managers and Administrators, Except Farm
1	0.0	260-285.	Sales Workers
5	0.1	301-395.	Clerical and Kindred Workers
1	0.0	401-600.	Craftsmen and Kindred Workers
		601-695.	Operatives, Except Transport
		701-715.	Transport Equipment Operatives
2	0.0	740-785.	Laborers, Except Farm
		801-802.	Farmers and Farm Managers
		821-824.	Farm Laborers and Farm Foremen
6	0.0	901-965.	Service Workers, Except Private Household
		980-984.	Private Household Workers
		999.	NA; DK
9,343	99.7	000.	Inap.: no wife/"wife" in FU (V18394=2 or 3); not working for money now (V18397=5); no extra jobs (V18501=5 or 9); only one extra job (V18502=1)

V18528 'D98 IND XTRA JOB2 (W-E)' TLOC= 1598- 1600 MD=999

D98. What kind of business or industry was that in?-SECOND EXTRA JOB

The 3-digit industry code from 1970 Census of Population; Alphabetical Index of Industries and Occupations issued June 1971 by the U.S. Department of Commerce and the Bureau of the Census was used for this variable. Please refer to Appendix 2, Wave XIV documentation, for complete listings.

1	0.0	017-028.	Agriculture, Forestry, and Fisheries
		047-057.	Mining
2	0.0	067-077.	Construction
1	0.0	107-398.	Manufacturing
		407-479.	Transportation, Communications, and Other Public Utilities
6	0.1	507-698.	Wholesale and Retail Trade
		707-718.	Finance, Insurance, and Real Estate
1	0.0	727-759.	Business and Repair Services
1	0.0	769-798.	Personal Services
		807-809.	Entertainment and Recreation Services
14	0.1	828-897.	Professional and Related Services
2	0.0	907-937.	Public Administration
		999.	NA; DK
9,343	99.7	000.	Inap.: no wife/"wife" in FU (V18394=2 or 3); not working for money now (V18397=5); no extra jobs (V18501=5 or 9); only one extra job (V18502=1)

V18529 'D99 AV PY/HR X JB2+(W-E)' TLOC= 1601- 1604 MD=9999

D99. About how much did she make at this?-ALL EXTRA JOBS EXCEPT FIRST

% nonzero = 0.3  
 mean nonzero, excluding missing data = 14.985 (with implied decimals)

The values for this variable represent dollars and cents per hour. If the amount was given as something other than an hourly rate, the same rules as those for V18406 were used. If Wife/"Wife" had more than two extra jobs, the value here represents a weighted average hourly wage from all of them except the first one.

OSIRIS USERS:  
 Note that this variable is defined in the dictionary as having no decimal places.

9998. \$99.98 or more per hour

9999. NA; DK

0000. Inap.: no wife/"wife" in FU (V18394=2 or 3); not working for money now (V18397=5); no extra jobs (V18501=5 or 9); only one extra job (V18502=1)

V18530 'D100 #WKS XTRA JB2+(W-E)' TL0C= 1605- 1606 MD=99

D100. And, how many weeks did she work on this extra job in 1989?-ALL EXTRA JOBS EXCEPT FIRST

% nonzero = 0.3  
mean nonzero, excluding missing data = 27.2

The values for this variable represent the actual number of weeks (01-52) Wife/"Wife" worked on all of her extra jobs except the first one.

01. One week or less

99. NA; DK

00. Inap.: no wife/"wife" in FU (V18394=2 or 3); not working for money now (V18397=5); no extra jobs (V18501=5 or 9); only one extra job (V18502=1)

V18531 'D101 AV HR/WK X JB2+ W-E' TL0C= 1607- 1608 MD=99

D101. On the average, how many hours a week did she work on this job?-ALL EXTRA JOBS EXCEPT FIRST

% nonzero = 0.3  
mean nonzero, excluding missing data = 15.0

The values for this variable represent the actual number of hours per week. If Wife/"Wife" had more than two extra jobs, the value here represents a weighted average of hours spent on all extra jobs except the first one.

01. One hour or less

98. Ninety-eight hours or more

99. NA; DK

00. Inap.: no wife/"wife" in FU (V18394=2 or 3); not working for money now (V18397=5); no extra jobs (V18501=5 or 9); only one extra job (V18502=1)

V18532 'D102 MO BEG XJOB2 (W-E)' TL0C= 1609- 1610 MD=99

D102. In what month and year did she start working for that employer?-MONTH BEGAN SECOND EXTRA JOB

3	0.0	01.	January
2	0.0	02.	February
2	0.0	03.	March
5	0.1	04.	April
2	0.0	05.	May
1	0.0	06.	June
3	0.0	07.	July
3	0.0	08.	August
1	0.0	09.	September
3	0.0	10.	October
		11.	November
1	0.0	12.	December
1	0.0	21.	Winter
		22.	Spring
		23.	Summer
		24.	Fall/Autumn
1	0.0	98.	DK month
		99.	NA month
9,343	99.7	00.	Inap.: no wife/"wife" in FU (V18394=2 or 3); not working for money now (V18397=5); no extra jobs during 1989 (V18501=5 or 9); only one extra job (V18502=1)

V18533 'D102 YR BEG XJOB2 (W-E)' TL0C= 1611- 1612 MD=99

D102. In what month and year did she start working for that employer?-YEAR  
 BEGAN SECOND EXTRA JOB

---

% nonzero = 0.3

mean nonzero, excluding missing data = 85.6

The values for this variable in the range 01-89 represent the last two digits of the year Wife/"Wife" started working for her extra job employer.

97. Before 1989, DK exact year

98. DK year at all

99. NA

00. Inap.: no wife/"wife" in FU (V18394=2 or 3); not working for money now (V18397=5); no extra jobs during 1989 (V18501=5 or 9); only one extra job (V18502=1)

V18534 'D103 WRK XJOB2 JAN89 W-E' TLOC= 1613 MD=9

D103. In which months during 1989 was she working for that employer?-JANUARY  
 1989-ALL EXTRA JOBS EXCEPT FIRST

---

16	0.2	1.	Was working on this job at least part of this month
		9.	NA; DK
9,355	99.8	0.	Inap.: did not work on this job at all during this month; no wife/"wife" in FU (V18394=2 or 3); not working for money now (V18397=5); no extra jobs during 1989 (V18501=5 or 9); only one extra job (V18502=1)

V18535 'D103 WRK XJOB2 FEB89 W-E' TLOC= 1614 MD=9

D103. In which months during 1989 was she working for that employer?-  
 FEBRUARY 1989-ALL EXTRA JOBS EXCEPT FIRST

---

14	0.2	1.	Was working on this job at least part of this month
		9.	NA; DK
9,357	99.8	0.	Inap.: did not work on this job at all during this month; no wife/"wife" in FU (V18394=2 or 3); not working for money now (V18397=5); no extra jobs during 1989 (V18501=5 or 9); only one extra job (V18502=1)

V18536 'D103 WRK XJOB2 MAR89 W-E' TLOC= 1615 MD=9

D103. In which months during 1989 was she working for that employer?-MARCH  
 1989-ALL EXTRA JOBS EXCEPT FIRST

---

14	0.2	1.	Was working on this job at least part of this month
		9.	NA; DK
9,357	99.8	0.	Inap.: did not work on this job at all during this month; no wife/"wife" in FU (V18394=2 or 3); not working for money now (V18397=5); no extra jobs during 1989 (V18501=5 or 9); only one extra job (V18502=1)

V18537 'D103 WRK XJOB2 APR89 W-E' TLOC= 1616 MD=9

D103. In which months during 1989 was she working for that employer?-APRIL  
 1989-ALL EXTRA JOBS EXCEPT FIRST

---

15	0.2	1.	Was working on this job at least part of this month
		9.	NA; DK
9,356	99.8	0.	Inap.: did not work on this job at all during this month; no wife/"wife" in FU (V18394=2 or 3); not working for money now (V18397=5); no extra jobs during 1989 (V18501=5 or 9); only one extra job (V18502=1)

V18538 'D103 WRK XJOB2 MAY89 W-E' TLOC= 1617 MD=9

D103. In which months during 1989 was she working for that employer?-MAY  
 1989-ALL EXTRA JOBS EXCEPT FIRST

---

15	0.2	1.	Was working on this job at least part of this month
----	-----	----	---

9. NA; DK

9,356 99.8 0. Inap.: did not work on this job at all during this month; no wife/"wife" in FU (V18394=2 or 3); not working for money now (V18397=5); no extra jobs during 1989 (V18501=5 or 9); only one extra job (V18502=1)

**V18539 'D103 WRK XJOB2 JUN89 W-E' TL0C= 1618 MD=9**

D103. In which months during 1989 was she working for that employer?-JUNE 1989-ALL EXTRA JOBS EXCEPT FIRST

17 0.2 1. Was working on this job at least part of this month  
9. NA; DK

9,354 99.8 0. Inap.: did not work on this job at all during this month; no wife/"wife" in FU (V18394=2 or 3); not working for money now (V18397=5); no extra jobs during 1989 (V18501=5 or 9); only one extra job (V18502=1)

**V18540 'D103 WRK XJOB2 JUL89 W-E' TL0C= 1619 MD=9**

D103. In which months during 1989 was she working for that employer?-JULY 1989-ALL EXTRA JOBS EXCEPT FIRST

19 0.2 1. Was working on this job at least part of this month  
9. NA; DK

9,352 99.8 0. Inap.: did not work on this job at all during this month; no wife/"wife" in FU (V18394=2 or 3); not working for money now (V18397=5); no extra jobs during 1989 (V18501=5 or 9); only one extra job (V18502=1)

**V18541 'D103 WRK XJOB2 AUG89 W-E' TL0C= 1620 MD=9**

D103. In which months during 1989 was she working for that employer?-AUGUST 1989-ALL EXTRA JOBS EXCEPT FIRST

17 0.2 1. Was working on this job at least part of this month  
9. NA; DK

9,354 99.8 0. Inap.: did not work on this job at all during this month; no wife/"wife" in FU (V18394=2 or 3); not working for money now (V18397=5); no extra jobs during 1989 (V18501=5 or 9); only one extra job (V18502=1)

**V18542 'D103 WRK XJOB2 SEP89 W-E' TL0C= 1621 MD=9**

D103. In which months during 1989 was she working for that employer?-SEPTEMBER 1989-ALL EXTRA JOBS EXCEPT FIRST

15 0.2 1. Was working on this job at least part of this month  
9. NA; DK

9,356 99.8 0. Inap.: did not work on this job at all during this month; no wife/"wife" in FU (V18394=2 or 3); not working for money now (V18397=5); no extra jobs during 1989 (V18501=5 or 9); only one extra job (V18502=1)

**V18543 'D103 WRK XJOB2 OCT89 W-E' TL0C= 1622 MD=9**

D103. In which months during 1989 was she working for that employer?-OCTOBER 1989-ALL EXTRA JOBS EXCEPT FIRST

16 0.2 1. Was working on this job at least part of this month  
9. NA; DK

9,355 99.8 0. Inap.: did not work on this job at all during this month; no wife/"wife" in FU (V18394=2 or 3); not working for money now (V18397=5); no extra jobs during 1989 (V18501=5 or 9); only one extra job (V18502=1)

**V18544 'D103 WRK XJOB2 NOV89 W-E' TL0C= 1623 MD=9**

D103. In which months during 1989 was she working for that employer?-NOVEMBER 1989-ALL EXTRA JOBS EXCEPT FIRST

## 320 - RAW DATA

16	0.2	1.	Was working on this job at least part of this month
		9.	NA; DK
9,355	99.8	0.	Inap.: did not work on this job at all during this month; no wife/"wife" in FU (V18394=2 or 3); not working for money now (V18397=5); no extra jobs during 1989 (V18501=5 or 9); only one extra job (V18502=1)

**V18545 'D103 WRK XJOB2 DEC89 W-E' TLOC= 1624 MD=9**

D103. In which months during 1989 was she working for that employer?-  
DECEMBER 1989-ALL EXTRA JOBS EXCEPT FIRST

16	0.2	1.	Was working on this job at least part of this month
		9.	NA; DK
9,355	99.8	0.	Inap.: did not work on this job at all during this month; no wife/"wife" in FU (V18394=2 or 3); not working for money now (V18397=5); no extra jobs during 1989 (V18501=5 or 9); only one extra job (V18502=1)

**V18546 'D104 STOP WORK XJOB2 W-E' TLOC= 1625 MD=9**

D104. Has she stopped working for that employer?-SECOND EXTRA JOB

14	0.1	1.	Yes
14	0.2	5.	No
		9.	NA; DK
9,343	99.7	0.	Inap.: no wife/"wife" in FU (V18394=2 or 3); not working for money now (V18397=5); no extra jobs during 1989 (V18501=5 or 9); only one extra job (V18502=1)

**V18547 'D105 MO END XJOB2 (WF-E)' TLOC= 1626- 1627 MD=99**

D105. In what month and year was that?-MONTH ENDED SECOND EXTRA JOB

3	0.0	01.	January
		02.	February
		03.	March
1	0.0	04.	April
1	0.0	05.	May
1	0.0	06.	June
		07.	July
1	0.0	08.	August
		09.	September
2	0.0	10.	October
4	0.0	11.	November
1	0.0	12.	December
		21.	Winter
		22.	Spring
		23.	Summer
		24.	Fall/Autumn
		98.	DK month
		99.	NA month
9,357	99.9	00.	Inap.: no wife/"wife" in FU (V18394=2 or 3); not working for money now (V18397=5); no extra jobs during 1989 (V18501=5 or 9); only one extra job (V18502=1); still working for extra job employer (V18546=5 or 9)

**V18548 'D105 YR END XJOB2 (WF-E)' TLOC= 1628- 1629 MD=99**

D105. In what month and year was that?-YEAR ENDED SECOND EXTRA JOB

12	0.1	89.	1989
2	0.0	90.	1990
		98.	DK year
		99.	NA year
9,357	99.9	00.	Inap.: no wife/"wife" in FU (V18394=2 or 3); not working for money now (V18397=5); no extra jobs during 1989 (V18501=5 or 9); only one extra job (V18502=1); still working for extra job employer (V18546=5 or 9)



V18549 'E1 WTR LOOK FOR JOB(W-U)' TLOC= 1630 MD=9

E1. Has your (wife/"WIFE") been looking for work during the last four weeks?

177	1.1	1.	Yes
1,864	19.5	5.	No
3	0.0	9.	NA; DK
7,327	79.4	0.	Inap.: no wife/"wife" in FU (V18394=2 or 3); working now or only temporarily laid off (V18395=1 or 2 or V18397=1)

V18550 'E2 DONE NOTHING (WF-U)' TLOC= 1631 MD=9

E2. What has she been doing the last four weeks to find work? [CHECK ALL THAT APPLY]--  
NOTHING

176	1.1	1.	Has done nothing at all
1	0.0	5.	Has done something to find work
9,194	98.9	9.	NA; DK; Interviewer marked the "nothing" category as well as one or more of the activity categories
		0.	Inap.: no wife/"wife" in FU (V18394=2 or 3); working now or only temporarily laid off (V18395=1 or 2 or V18397=1); has not been looking for a job in the last four weeks (V18549=5, 9)

V18551 'E2 PUBLIC EMP AGCY (W-U)' TLOC= 1632 MD=9

E2. What has she been doing the last four weeks to find work? [CHECK ALL THAT APPLY]--  
A. CHECKED WITH PUBLIC EMPLOYMENT AGENCY

51	0.3	1.	Has checked with public employment agency
125	0.8	5.	Has not checked with public employment agency; has done nothing at all (V18550=1)
1	0.0	9.	NA; DK; Interviewer marked the "nothing" category as well as one or more of the activity categories (V18550=9)
9,194	98.9	0.	Inap.: no wife/"wife" in FU (V18394=2 or 3); working now or only temporarily laid off (V18395=1 or 2 or V18397=1); has not been looking for a job in the last four weeks (V18549=5, 9)

V18552 'E2 PRIVATE EMP AGY (W-U)' TLOC= 1633 MD=9

E2. What has she been doing the last four weeks to find work? [CHECK ALL THAT APPLY]--  
B. CHECKED WITH PRIVATE EMPLOYMENT AGENCY

16	0.1	1.	Has checked with private employment agency
160	0.9	5.	Has not checked with private employment agency; has done nothing at all (V18550=1)
1	0.0	9.	NA; DK; Interviewer marked the "nothing" category as well as one or more of the activity categories (V18550=9)
9,194	98.9	0.	Inap.: no wife/"wife" in FU (V18394=2 or 3); working now or only temporarily laid off (V18395=1 or 2 or V18397=1); has not been looking for a job in the last four weeks (V18549=5, 9)

V18553 'E2 PREV EMP DIRECT (W-U)' TLOC= 1634 MD=9

E2. What has she been doing the last four weeks to find work? [CHECK ALL THAT APPLY]--  
C. CHECKED WITH PREVIOUS EMPLOYER DIRECTLY

15	0.1	1.	Has checked with previous employer directly
161	1.0	5.	Has not checked with previous employer directly; has done nothing at all (V18550=1)
1	0.0	9.	NA; DK; Interviewer marked the "nothing" category as well as one or more of the activity categories (V18550=9)
9,194	98.9	0.	Inap.: no wife/"wife" in FU (V18394=2 or 3); working now or only temporarily laid off (V18395=1 or 2 or V18397=1); has

not been looking for a job in the last four weeks  
(V18549=5, 9)

V18554 'E2 OTR EMPR DIRECT (W-U)' TLOC= 1635 MD=9

E2. What has she been doing the last four weeks to find work? [CHECK ALL THAT APPLY]--

D. CHECKED WITH OTHER EMPLOYER DIRECTLY

87	0.5	1.	Has checked with other employer directly
89	0.6	5.	Has not checked with other employer directly; has done nothing at all (V18550=1)
1	0.0	9.	NA; DK; Interviewer marked the "nothing" category as well as one or more of the activity categories (V18550=9)
9,194	98.9	0.	Inap.: no wife/"wife" in FU (V18394=2 or 3); working now or only temporarily laid off (V18395=1 or 2 or V18397=1); has not been looking for a job in the last four weeks (V18549=5, 9)

V18555 'E2 FRIEND OR REL (W-U)' TLOC= 1636 MD=9

E2. What has she been doing the last four weeks to find work? [CHECK ALL THAT APPLY]--

E. CHECKED WITH FRIENDS OR RELATIVES

54	0.3	1.	Has checked with friends or relatives
122	0.8	5.	Has not checked with friends or relatives; has done nothing at all (V18550=1)
1	0.0	9.	NA; DK; Interviewer marked the "nothing" category as well as one or more of the activity categories (V18550=9)
9,194	98.9	0.	Inap.: no wife/"wife" in FU (V18394=2 or 3); working now or only temporarily laid off (V18395=1 or 2 or V18397=1); has not been looking for a job in the last four weeks (V18549=5, 9)

V18556 'E2 PLACE OR ANS AD (W-U)' TLOC= 1637 MD=9

E2. What has she been doing the last four weeks to find work? [CHECK ALL THAT APPLY]--

F. PLACED OR ANSWERED ADS

65	0.4	1.	Has placed or answered ads
111	0.7	5.	Has not placed or answered ads; has done nothing at all (V18550=1)
1	0.0	9.	NA; DK; Interviewer marked the "nothing" category as well as one or more of the activity categories (V18550=9)
9,194	98.9	0.	Inap.: no wife/"wife" in FU (V18394=2 or 3); working now or only temporarily laid off (V18395=1 or 2 or V18397=1); has not been looking for a job in the last four weeks (V18549=5, 9)

V18557 'E2 OTHER (W-U)' TLOC= 1638 MD=9

E2. What has she been doing the last four weeks to find work? [CHECK ALL THAT APPLY]--

G. OTHER (SPECIFY):

The values for this variable in the range 1-8 represent the actual number of other mentions.

33	0.2	1.	One mention
1	0.0	2.	Two mentions
		3.	Three mentions
		4.	Four mentions
		5.	Five mentions
		6.	Six mentions
		7.	Seven mentions
		8.	Eight or more mentions
1	0.0	9.	NA; DK; Interviewer marked the "nothing" category as well as one or more of the activity categories (V18550=9)

9,336 99.7 0. Inap.: none; no wife/"wife" in FU (V18394=2 or 3); working now or only temporarily laid off (V18395=1 or 2 or V18397=1); has not been looking for a job in the last four weeks (V18549=5, 9); has done nothing at all (V18550=1)

V18558 'E3 HOW LONG LOOK WRK W-U' TLOC= 1639- 1640 MD=99

E3. How long has she been looking for work?

% nonzero = 1.1  
mean nonzero, excluding missing data = 13.2

The values for this variable in the range 01-97 represent the actual number of weeks Wife/"Wife" spent looking for work.

- 01. One week or less
- 98. Ninety-eight weeks or more
- 99. NA; DK
- 00. Inap.: no wife/"wife" in FU (V18394=2 or 3); working now or only temporarily laid off (V18395=1 or 2 or V18397=1); has not been looking for a job in last four weeks (V18549=5 or 9)

V18559 'E4 EVER WORKED? (WF-U)' TLOC= 1641 MD=9

E4. Has your (wife/"WIFE") ever done any work for money?

1,675 18.0 1. Yes  
359 2.6 5. No  
10 0.1 9. NA; DK  
7,327 79.4 0. Inap.: no wife/"wife" in FU (V18394=2 or 3); working now or only temporarily laid off (V18395=1 or 2 or V18397=1)

V18560 'E5 MO LAST WORKED (WF-U)' TLOC= 1642- 1643 MD=99

E5. In what month and year did she last work? [IF NECESSARY: What would be your best guess? Did she last work before 1989?]-MONTH

95 1.0 01. January  
91 1.0 02. February  
97 1.0 03. March  
94 1.0 04. April  
122 1.4 05. May  
134 1.7 06. June  
96 0.8 07. July  
112 1.1 08. August  
70 0.8 09. September  
68 0.7 10. October  
63 0.7 11. November  
128 1.4 12. December  
  
21. Winter  
6 0.1 22. Spring  
9 0.1 23. Summer  
7 0.1 24. Fall/Autumn  
369 3.7 98. DK month  
114 1.3 99. NA month  
7,696 82.0 00. Inap.: no wife/"wife" in FU (V18394=2 or 3); working now or only temporarily laid off (V18395=1 or 2 or V18397=1); never worked (V18559=5 or 9)

V18561 'E5 YR LAST WORKED (WF-U)' TLOC= 1644- 1645 MD=99

E5. In what month and year did she last work? [IF NECESSARY: What would be your best guess? Did she last work before 1989?]-YEAR

% nonzero = 18.0  
mean nonzero, excluding missing data = 79.2

The values for this variable in the range 01-90 represent the last two digits of the actual year Wife/"Wife" last worked.

96. 1989 or 1990, DK which  
 97. Before 1989, DK exact year  
 98. DK year  
 99. NA year  
 00. Inap.: no wife/"wife" in FU (V18394=2 or 3); working now or only temporarily laid off (V18395=1 or 2 or V18397=1); never worked (V18559=5 or 9)

V18562 'E6 WTR UNEMP 89 (W-U)' TLOC= 1646 MD=9

E6. Were there any times in 1989 when she was looking for work?

50	0.2	1.	Yes
1,493	16.3	5.	No
1	0.0	9.	NA; DK
7,827	83.5	0.	Inap.: no wife/"wife" in FU (V18394=2 or 3); working now or only temporarily laid off (V18395=1 or 2 or V18397=1); last worked in 1989 or 1990 (V18561=89, 90 or 96)

V18563 'E7 # WK UNEMP 89 (W-U)' TLOC= 1647- 1648 MD=99

E7. How many weeks was that?

% nonzero = 0.2  
 mean nonzero, excluding missing data = 24.0

The values for this variable in the range 01-52 represent the actual number of weeks Wife/"Wife" spent looking for work in 1989.

01. One week or less  
 99. NA; DK  
 00. Inap.: no wife/"wife" in FU (V18394=2 or 3); working now or only temporarily laid off (V18395=1 or 2 or V18397=1); last worked in 1989 or 1990 (V18561=89, 90 or 96); did not look for job in 1989 (V18562=5 or 9)

V18564 'E9-10 OCC-LAST JOB (W-U)' TLOC= 1649- 1651 MD=999

E9. What was her occupation on her last job? What sort of work did she do?  
E10. What were her most important activities or duties?

The 3-digit occupation code from 1970 Census of Population; Alphabetical Index of Industries and Occupation issued June 1971 by the U.S. Department of Commerce and the Bureau of the Census was used for this variable. Please refer to Appendix 2, Wave XIV documentation, for complete listings.

36	0.5	001-195.	Professional, Technical, and Kindred Workers
33	0.3	201-245.	Managers and Administrators, Except Farm
38	0.4	260-285.	Sales Workers
137	1.1	301-395.	Clerical and Kindred Workers
7	0.0	401-600.	Craftsmen and Kindred Workers
79	0.5	601-695.	Operatives, Except Transport
4	0.0	701-715.	Transport Equipment Operatives
9	0.1	740-785.	Laborers, Except Farm
1	0.0	801-802.	Farmers and Farm Managers
17	0.1	821-824.	Farm Laborers and Farm Foremen
125	1.0	901-965.	Service Workers, Except Private Household
13	0.0	980-984.	Private Household Workers
1	0.0	999.	NA; DK
8,871	95.9	000.	Inap.: no wife/"wife" in FU (V18394=2 or 3); working now or only temporarily laid off (V18395=1 or 2 or V18397=1); never worked (V18559=5 or 9); last worked before 1989 (V18561=01-88, 97-99)

V18565 'E11 IND-LAST JOB (WF-U)' TLOC= 1652- 1654 MD=999

E11. What kind of business or industry was that in?

The 3-digit industry code from 1970 Census of Population; Alphabetical Index of Industries and Occupations issued June 1971 by the U.S. Department of

Commerce and the Bureau of the Census was used for this variable. Please refer to Appendix 2, Wave XIV documentation, for complete listings.

23	0.1	017-028.	Agriculture, Forestry, and Fisheries
1	0.0	047-057.	Mining
5	0.0	067-077.	Construction
91	0.6	107-398.	Manufacturing
14	0.1	407-479.	Transportation, Communications, and Other Public Utilities
130	1.1	507-698.	Wholesale and Retail Trade
31	0.3	707-718.	Finance, Insurance, and Real Estate
17	0.2	727-759.	Business and Repair Services
56	0.4	769-798.	Personal Services
7	0.1	807-809.	Entertainment and Recreation Services
113	1.0	828-897.	Professional and Related Services
10	0.1	907-937.	Public Administration
2	0.0	999.	NA; DK
8,871	95.9	000.	Inap.: no wife/"wife" in FU (V18394=2 or 3); working now or only temporarily laid off (V18395=1 or 2 or V18397=1); never worked (V18559=5 or 9); last worked before 1989 (V18561=01-88, 97-99)

V18566 'E12 WRK SELF/OTR? (WF-U)' TL0C= 1655 MD=9

E12. On this main job, was your (wife/"WIFE") self-employed, was she employed by someone else, or what?

459	3.8	1.	Someone else only
1	0.0	2.	Both someone else and self
39	0.3	3.	Self only
1	0.0	9.	NA; DK
8,871	95.9	0.	Inap.: no wife/"wife" in FU (V18394=2 or 3); working now or only temporarily laid off (V18395=1 or 2 or V18397=1); never worked (V18559=5 or 9); last worked before 1989 (V18561=01-88, 97-99)

V18567 'E13 CORP/UNCORP BUS(W-U)' TL0C= 1656 MD=9

E13. Was that an unincorporated business or a corporation?

37	0.3	1.	Unincorporated
1	0.0	2.	Corporation
		8.	DK
2	0.0	9.	NA
9,331	99.7	0.	Inap.: no wife/"wife" in FU (V18394=2 or 3); working now or only temporarily laid off (V18395=1 or 2 or V18397=1); never worked (V18559=5 or 9); last worked before 1989 (V18561=01-88, 97-99); worked for someone else only (V18566=1 or 9)

V18568 'E14 WORK FOR GOVT? (W-U)' TL0C= 1657 MD=9

E14. Did she work for the federal, state, or local government, a private company, or what?

13	0.1	1.	Federal government
18	0.1	2.	State government
21	0.2	3.	Local government; public school system
405	3.3	4.	Private company; non-government
		7.	Other
2	0.0	9.	NA; Don't Know
8,912	96.2	0.	Inap.: no wife/"wife" in FU (V18394=2 or 3); working now or only temporarily laid off (V18395=1 or 2 or V18397=1); never worked (V18559=5 or 9); last worked before 1989 (V18561=01-88, 97-99); worked both for someone else and self or self-employed only (V18566=2, 3 or 9)

V18569 'E15 WHY LAST JOB END W-U' TL0C= 1658 MD=9

E15. What happened with that employer--did the company go out of business, was your (wife/"WIFE") laid off, did she quit, or what?

31	0.2	1.	Company folded/changed hands/moved out of town; employer died/went out of business
		2.	Strike; lockout
78	0.6	3.	Laid off; fired
322	2.7	4.	Quit; resigned; retired; pregnant; needed more money; just wanted a change in jobs; was self-employed
4	0.0	7.	Other; transfer; any mention of armed services
55	0.5	8.	Job was completed; seasonal work; was a temporary job
10	0.1	9.	NA; DK
8,871	95.9	0.	Inap.: no wife/"wife" in FU (V18394=2 or 3); working now or only temporarily laid off (V18395=1 or 2 or V18397=1); never worked (V18559=5 or 9); last worked before 1989 (V18561=01-88, 97-99)

V18570 'E16 MO BEG LAST EMP(W-U)' TLOC= 1659- 1660 MD=99

E16. In what month and year did your (wife/"WIFE") start working for (her last employer/herself)? Please give us her most recent start date if she went to work for (them/herself) more than once. [IF NECESSARY: What would be your best guess? Did she start before 1989?]-MONTH LAST EMPLOYER

55	0.4	01.	January
45	0.4	02.	February
36	0.3	03.	March
31	0.2	04.	April
33	0.3	05.	May
34	0.3	06.	June
33	0.2	07.	July
52	0.4	08.	August
50	0.5	09.	September
38	0.3	10.	October
35	0.3	11.	November
17	0.1	12.	December
		21.	Winter
1	0.0	22.	Spring
1	0.0	23.	Summer
		24.	Fall/Autumn
26	0.2	98.	DK month
13	0.1	99.	NA month
8,871	95.9	00.	Inap.: no wife/"wife" in FU (V18394=2 or 3); working now or only temporarily laid off (V18395=1 or 2 or V18397=1); never worked (V18559=5 or 9); last worked before 1989 (V18561=01-88, 97-99)

V18571 'E16 YR BEG LAST EMP(W-U)' TLOC= 1661- 1662 MD=99

E16. In what month and year did your (wife/"WIFE") start working for (her last employer/herself)? Please give us her most recent start date if she went to work for (them/herself) more than once. [IF NECESSARY: What would be your best guess? Did she start before 1989?]-YEAR LAST EMPLOYER

% nonzero = 4.1  
mean nonzero, excluding missing data = 85.6

The values for this variable in the range 01-90 represent the last two digits of the year Wife/"Wife" started working for her last employer.

96.	1989 or 1990, DK which
97.	Before 1989, DK exact year
98.	DK year
99.	NA year
00.	Inap.: no wife/"wife" in FU (V18394=2 or 3); working now or only temporarily laid off (V18395=1 or 2 or V18397=1); never worked (V18559=5 or 9); last worked before 1989 (V18561=01-88, 97-99)

V18572 'E17 BEG WK LAST POS(W-U)' TLOC= 1663 MD=9

E17. Is that when she started working in her last (position/work situation)?

200	1.5	1.	Yes
2	0.0	5.	No
1	0.0	9.	NA; DK
9,168	98.4	0.	Inap.: no wife/"wife" in FU (V18394=2 or 3); working now or only temporarily laid off (V18395=1 or 2 or V18397=1); never worked (V18559=5 or 9); last worked before 1989 (V18561=01-88, 97-99); did not begin working for last employer during 1989 (V18571=01-88, 90, 96-99)

V18573 'E18 MO BEG LAST POS(W-U)' TLOC= 1664- 1665 MD=99

E18. In what month and year did she start working in her last (position/work situation)?-MONTH

		01.	January
		02.	February
		03.	March
1	0.0	04.	April
		05.	May
		06.	June
		07.	July
		08.	August
		09.	September
		10.	October
		11.	November
		12.	December
		21.	Winter
		22.	Spring
		23.	Summer
		24.	Fall/Autumn
1	0.0	98.	DK month
		99.	NA month
9,369	100.0	00.	Inap.: no wife/"wife" in FU (V18394=2 or 3); working now or only temporarily laid off (V18395=1 or 2 or V18397=1); never worked (V18559=5 or 9); last worked before 1989 (V18561=01-88, 97-99); did not begin working for last employer during 1989 (V18571=01-88, 90, 96-99); position with last employer began in 1989 (V18572=1 or 9)

V18574 'E18 YR BEG LAST POS(W-U)' TLOC= 1666- 1667 MD=99

E18. In what month and year did she start working in her last (position/work situation)?-YEAR

2	0.0	89.	1989
		90.	1990
		98.	DK year
		99.	NA year
9,369	100.0	00.	Inap.: no wife/"wife" in FU (V18394=2 or 3); working now or only temporarily laid off (V18395=1 or 2 or V18397=1); never worked (V18559=5 or 9); last worked before 1989 (V18561=01-88, 97-99); did not begin working for last employer during 1989 (V18571=01-88, 90, 96-99); position with last employer began in 1989 (V18572=1 or 9)

V18575 'E19 CHGE POS IN 89(WF-U)' TLOC= 1668 MD=9

E19. Did she change (positions/work situations) with this employer at any time during 1989?

		1.	Yes
		5.	No
		9.	NA; DK
9,371	100.0	0.	Inap.: no wife/"wife" in FU (V18394=2 or 3); working now or only temporarily laid off (V18395=1 or 2 or V18397=1); never worked (V18559=5 or 9); last worked before 1989

(V18561=01-88, 97-99); did not begin working for last employer during 1989 (V18571=01-88, 90, 96-99); position with last employer began in 1989 (V18572=1 or 9); position with last employer began before 1990 (V18574=89, 97-99)

V18576 'E20 MO CHGE POS (WF-U)' TLOC= 1669- 1670 MD=99

E20. In what month did that happen?

---

		01.	January
		02.	February
		03.	March
		04.	April
		05.	May
		06.	June
		07.	July
		08.	August
		09.	September
		10.	October
		11.	November
		12.	December
		21.	Winter
		22.	Spring
		23.	Summer
		24.	Fall/Autumn
		98.	DK month
		99.	NA month
9,371	100.0	00.	Inap.: no wife/"wife" in FU (V18394=2 or 3); working now or only temporarily laid off (V18395=1 or 2 or V18397=1); never worked (V18559=5 or 9); last worked before 1989 (V18561=01-88, 97-99); did not begin working for last employer during 1989 (V18571=01-88, 90, 96-99); position with last employer began in 1989 (V18572=1 or 9); position with last employer began before 1990 (V18574=89, 97-99); did not change positions with last employer in 1989 (V18575=5 or 9)

V18577 'E21 TYPE OF CHGE (WF-U)' TLOC= 1671 MD=9

E21. Was that a promotion with higher pay, a major change in her duties but with the same pay, or what?

---

		1.	Promotion with higher pay
2	0.0	5.	Major change in duties but with the same pay
		7.	Other
		9.	NA; DK
9,369	100.0	0.	Inap.: no wife/"wife" in FU (V18394=2 or 3); working now or only temporarily laid off (V18395=1 or 2 or V18397=1); never worked (V18559=5 or 9); last worked before 1989 (V18561=01-88, 97-99); did not begin working for last employer during 1989 (V18571=01-88, 90, 96-99); position with last employer began in 1989 (V18572=1 or 9); position with last employer began before 1989 (V18574=97-99); did not change positions with last employer in 1989 (V18575=5 or 9)

V18578 'E22 MO BEG LAST POS(W-U)' TLOC= 1672- 1673 MD=99

E22. In what month and year did she start working in her last (position/work situation)?-MONTH

---

15	0.1	01.	January
10	0.0	02.	February
4	0.0	03.	March
3	0.0	04.	April
5	0.0	05.	May
3	0.0	06.	June
1	0.0	07.	July
4	0.0	08.	August
1	0.0	09.	September
		10.	October



		11.	November
		12.	December
		21.	Winter
		22.	Spring
		23.	Summer
		24.	Fall/Autumn
		98.	DK month
		99.	NA month
3	0.0		
9,322	99.7	00.	Inap.: no wife/"wife" in FU (V18394=2 or 3); working now or only temporarily laid off (V18395=1 or 2 or V18397=1); never worked (V18559=5 or 9); last worked before 1989 (V18561=01-88, 97-99); position with last employer began before 1990 (V18571=01-89, 97-99)

**V18579 'E22 YR BEG LAST POS(W-U)' TLOC= 1674- 1675 MD=99**

**E22. In what month and year did she start working in her last (position/work situation)?-YEAR**

---

		89.	1989
49	0.3	90.	1990
		98.	DK year
		99.	NA year
9,322	99.7	00.	Inap.: no wife/"wife" in FU (V18394=2 or 3); working now or only temporarily laid off (V18395=1 or 2 or V18397=1); never worked (V18559=5 or 9); last worked before 1989 (V18561=01-88, 97-99); position with last employer began before 1990 (V18571=01-89, 97-99)

**V18580 'E23 MO BEG LAST POS(W-U)' TLOC= 1676- 1677 MD=99**

**E23. In what month and year did she start working in her last (position/work situation)?-MONTH**

---

24	0.2	01.	January
21	0.2	02.	February
11	0.1	03.	March
11	0.1	04.	April
13	0.1	05.	May
16	0.2	06.	June
19	0.1	07.	July
18	0.2	08.	August
27	0.3	09.	September
22	0.2	10.	October
13	0.1	11.	November
9	0.1	12.	December
		21.	Winter
		22.	Spring
		23.	Summer
		24.	Fall/Autumn
28	0.3	98.	DK month
16	0.2	99.	NA month
9,123	97.7	00.	Inap.: no wife/"wife" in FU (V18394=2 or 3); working now or only temporarily laid off (V18395=1 or 2 or V18397=1); never worked (V18559=5 or 9); last worked before 1989 (V18561=01-88, 97-99); position with last employer began during 1989 or 1990 (V18571=89, 90 or 96)

**V18581 'E23 YR BEG LAST POS(W-U)' TLOC= 1678- 1679 MD=99**

**E23. In what month and year did she start working in her last (position/work situation)?-YEAR**

---

% nonzero = 2.3  
 mean nonzero, excluding missing data = 84.1

The values for this variable in the range 01-90 represent the last two digits of the year Wife/"Wife" started working in her last position or work situation.

96. 1989 or 1990, DK which  
 97. Before 1989, DK exact year  
 98. DK year  
 99. NA year  
 00. Inap.: no wife/"wife" in FU (V18394=2 or 3); working now or only temporarily laid off (V18395=1 or 2 or V18397=1); never worked (V18559=5 or 9); last worked before 1989 (V18561=01-88, 97-99); position with last employer began during 1989 or 1990 (V18571=89, 90 or 96)

V18582 'E24 CHGE POS IN 89(WF-U)' TLOC= 1680 MD=9

E24. Did she change (positions/work situations) with this employer at any time during 1989?

1	0.0	1.	Yes
1	0.0	5.	No
1	0.0	9.	NA; DK
9,368	100.0	0.	Inap.: no wife/"wife" in FU (V18394=2 or 3); working now or only temporarily laid off (V18395=1 or 2 or V18397=1); never worked (V18559=5 or 9); last worked before 1989 (V18561=01-88, 97-99); position with last employer began during 1989 or 1990 (V18571=89, 90 or 96); position with last employer began before 1990 (V18581=01-89, 97-99)

V18583 'E25 MO CHGE POS (WF-U)' TLOC= 1681- 1682 MD=99

E25. In what month did that happen?

		01.	January
		02.	February
		03.	March
		04.	April
		05.	May
		06.	June
1	0.0	07.	July
		08.	August
		09.	September
		10.	October
		11.	November
		12.	December
		21.	Winter
		22.	Spring
		23.	Summer
		24.	Fall/Autumn
		98.	DK month
		99.	NA month
9,370	100.0	00.	Inap.: no wife/"wife" in FU (V18394=2 or 3); working now or only temporarily laid off (V18395=1 or 2 or V18397=1); never worked (V18559=5 or 9); last worked before 1989 (V18561=01-88, 97-99); position with last employer began during 1989 or 1990 (V18571=89, 90 or 96); position with last employer began before 1990 (V18581=01-89, 97-99); did not change position during 1989 (V18582=5 or 9)

V18584 'E26 TYPE OF CHGE (WF-U)' TLOC= 1683 MD=9

E26. Was that a promotion with higher pay, a major change in her duties but with the same pay, or what?

2	0.0	1.	Promotion with higher pay
1	0.0	5.	Major change in duties but with the same pay
1	0.0	7.	Other
3	0.0	9.	NA; DK
9,364	99.9	0.	Inap.: no wife/"wife" in FU (V18394=2 or 3); working now or only temporarily laid off (V18395=1 or 2 or V18397=1); never worked (V18559=5 or 9); last worked before 1989 (V18561=01-88, 97-99); position with last employer began during 1989 or 1990 (V18571=89, 90, 96); position with last

employer began before 1989 (V18581=01-88, 97-99); did not change position during 1989 (V18582=5 or 9)

V18585 'E27-8 BEG OCC LAST EMP-W' TLOC= 1684- 1686 MD=999

E27. What was your (wife's/"WIFE'S") occupation when she started working for that employer in 1989? What sort of work did she do?

E28. What were her most important activities or duties?

The 3-digit occupation code from 1970 Census of Population; Alphabetical Index of Industries and Occupation issued June 1971 by the U.S. Department of Commerce and the Bureau of the Census was used for this variable. Please refer to Appendix 2, Wave XIV documentation, for complete listings.

		001-195.	Professional, Technical, and Kindred Workers
		201-245.	Managers and Administrators, Except Farm
		260-285.	Sales Workers
1	0.0	301-395.	Clerical and Kindred Workers
		401-600.	Craftsmen and Kindred Workers
1	0.0	601-695.	Operatives, Except Transport
		701-715.	Transport Equipment Operatives
		740-785.	Laborers, Except Farm
		801-802.	Farmers and Farm Managers
		821-824.	Farm Laborers and Farm Foremen
		901-965.	Service Workers, Except Private Household
		980-984.	Private Household Workers
		999.	NA; DK
9.369	100.0	000.	Inap.: no wife/"wife" in FU (V18394=2 or 3); working now or only temporarily laid off (V18395=1 or 2 or V18397=1); never worked (V18559=5 or 9); last worked before 1989 (V18561=01-88, 97-99); did not begin working for last employer during 1989 (V18571=01-88, 90, 96-99); same position as in 1989 (V18572=1 or 9)

V18586 'E29 BEG WAGE LAST EMP-WF' TLOC= 1687- 1690 MD=9999

E29. What was her starting salary or wage at that time?

% nonzero = 1.6

mean nonzero, excluding missing data = 6.593 (with implied decimals)

The values for this variable represent dollars and cents per hour. For calculation of hourly rates from salary amounts, the hours per week worked from question E30 were used. Annual salaries were divided by the answer to E30 times 52 weeks; monthly salaries by E30 times 4.3 weeks.

OSIRIS USERS:

Note that this variable is defined in the dictionary as having no decimal places.

9998. \$99.98 per hour or more

9999. NA; DK

0000. Inap.: no wife/"wife" in FU (V18394=2 or 3); working now or only temporarily laid off (V18395=1 or 2 or V18397=1); never worked (V18559=5 or 9); last worked before 1989 (V18561=01-88, 97-99); did not begin working for last employer during 1989 (V18571=01-88, 90, 96-99)

V18587 'E30 HR/WK BEG LAST EMP-W' TLOC= 1691- 1692 MD=99

E30. And how many hours a week did she work when she started?

% nonzero = 1.5

mean nonzero, excluding missing data = 31.4

The values for this variable represent the actual number of hours per week Wife/"Wife" worked.

01. One hour or less per week

98. Ninety-eight hours or more per week

99. NA; DK

00. Inap.: no wife/"wife" in FU (V18394=2 or 3); working now or only temporarily laid off (V18395=1 or 2 or V18397=1); never worked (V18559=5 or 9); last worked before 1989 (V18561=01-88, 97-99); did not begin working for last employer during 1989 (V18571=01-88, 90, 96-99)

V18588 'E31 LAST EMP JAN89 (W-U)' TLOC= 1693 MD=9

E31. In which months during 1989 was she working for that employer as her main job?-JANUARY 1989

254	2.3	1.	Was working on this job at least part of this month
4	0.0	9.	NA; DK
9,113	97.7	0.	Inap.: did not work on this job at all during this month; no wife/"wife" in FU (V18394=2 or 3); working now or only temporarily laid off (V18395=1 or 2 or V18397=1); never worked (V18559=5 or 9); last worked before 1989 (V18561=01-88, 97-99); last position began in 1990 (V18571=90 or 96)

V18589 'E31 LAST EMP FEB89 (W-U)' TLOC= 1694 MD=9

E31. In which months during 1989 was she working for that employer as her main job?-FEBRUARY 1989

259	2.3	1.	Was working on this job at least part of this month
4	0.0	9.	NA; DK
9,108	97.7	0.	Inap.: did not work on this job at all during this month; no wife/"wife" in FU (V18394=2 or 3); working now or only temporarily laid off (V18395=1 or 2 or V18397=1); never worked (V18559=5 or 9); last worked before 1989 (V18561=01-88, 97-99); last position began in 1990 (V18571=90 or 96)

V18590 'E31 LAST EMP MAR89 (W-U)' TLOC= 1695 MD=9

E31. In which months during 1989 was she working for that employer as her main job?-MARCH 1989

267	2.3	1.	Was working on this job at least part of this month
5	0.0	9.	NA; DK
9,099	97.6	0.	Inap.: did not work on this job at all during this month; no wife/"wife" in FU (V18394=2 or 3); working now or only temporarily laid off (V18395=1 or 2 or V18397=1); never worked (V18559=5 or 9); last worked before 1989 (V18561=01-88, 97-99); last position began in 1990 (V18571=90 or 96)

V18591 'E31 LAST EMP APR89 (W-U)' TLOC= 1696 MD=9

E31. In which months during 1989 was she working for that employer as her main job?-APRIL 1989

269	2.4	1.	Was working on this job at least part of this month
4	0.0	9.	NA; DK
9,098	97.6	0.	Inap.: did not work on this job at all during this month; no wife/"wife" in FU (V18394=2 or 3); working now or only temporarily laid off (V18395=1 or 2 or V18397=1); never worked (V18559=5 or 9); last worked before 1989 (V18561=01-88, 97-99); last position began in 1990 (V18571=90 or 96)

V18592 'E31 LAST EMP MAY89 (W-U)' TLOC= 1697 MD=9

E31. In which months during 1989 was she working for that employer as her main job?-MAY 1989

251	2.2	1.	Was working on this job at least part of this month
4	0.0	9.	NA; DK
9,116	97.7	0.	Inap.: did not work on this job at all during this month; no wife/"wife" in FU (V18394=2 or 3); working now or only temporarily laid off (V18395=1 or 2 or V18397=1); never worked (V18559=5 or 9); last worked before 1989 (V18561=01-88, 97-99); last position began in 1990 (V18571=90 or 96)

## V18593 'E31 LAST EMP JUN89 (W-U)' TLOC= 1698 MD=9

E31. In which months during 1989 was she working for that employer as her main job?--JUNE 1989

---

230	2.0	1.	Was working on this job at least part of this month
5	0.1	9.	NA; DK
9,136	98.0	0.	Inap.: did not work on this job at all during this month; no wife/"wife" in FU (V18394=2 or 3); working now or only temporarily laid off (V18395=1 or 2 or V18397=1); never worked (V18559=5 or 9); last worked before 1989 (V18561=01-88, 97-99); last position began in 1990 (V18571=90 or 96)

## V18594 'E31 LAST EMP JUL89 (W-U)' TLOC= 1699 MD=9

E31. In which months during 1989 was she working for that employer as her main job?--JULY 1989

---

227	1.8	1.	Was working on this job at least part of this month
5	0.1	9.	NA; DK
9,139	98.1	0.	Inap.: did not work on this job at all during this month; no wife/"wife" in FU (V18394=2 or 3); working now or only temporarily laid off (V18395=1 or 2 or V18397=1); never worked (V18559=5 or 9); last worked before 1989 (V18561=01-88, 97-99); last position began in 1990 (V18571=90 or 96)

## V18595 'E31 LAST EMP AUG89 (W-U)' TLOC= 1700 MD=9.

E31. In which months during 1989 was she working for that employer as her main job?--AUGUST 1989

---

223	1.8	1.	Was working on this job at least part of this month
7	0.1	9.	NA; DK
9,141	98.1	0.	Inap.: did not work on this job at all during this month; no wife/"wife" in FU (V18394=2 or 3); working now or only temporarily laid off (V18395=1 or 2 or V18397=1); never worked (V18559=5 or 9); last worked before 1989 (V18561=01-88, 97-99); last position began in 1990 (V18571=90 or 96)

## V18596 'E31 LAST EMP SEP89 (W-U)' TLOC= 1701 MD=9

E31. In which months during 1989 was she working for that employer as her main job?--SEPTEMBER 1989

---

213	1.8	1.	Was working on this job at least part of this month
7	0.1	9.	NA; DK
9,151	98.2	0.	Inap.: did not work on this job at all during this month; no wife/"wife" in FU (V18394=2 or 3); working now or only temporarily laid off (V18395=1 or 2 or V18397=1); never worked (V18559=5 or 9); last worked before 1989 (V18561=01-88, 97-99); last position began in 1990 (V18571=90 or 96)

## V18597 'E31 LAST EMP OCT89 (W-U)' TLOC= 1702 MD=9

E31. In which months during 1989 was she working for that employer as her main job?--OCTOBER 1989

---

203	1.7	1.	Was working on this job at least part of this month
6	0.1	9.	NA; DK
9,162	98.2	0.	Inap.: did not work on this job at all during this month; no wife/"wife" in FU (V18394=2 or 3); working now or only temporarily laid off (V18395=1 or 2 or V18397=1); never worked (V18559=5 or 9); last worked before 1989 (V18561=01-88, 97-99); last position began in 1990 (V18571=90 or 96)

## V18598 'E31 LAST EMP NOV89 (W-U)' TLOC= 1703 MD=9

E31. In which months during 1989 was she working for that employer as her main job?--NOVEMBER 1989

---

209	1.8	1.	Was working on this job at least part of this month
-----	-----	----	---

334 - RAW DATA

5 0.0 9. NA; DK  
 9,157 98.1 0. Inap.: did not work on this job at all during this month; no wife/"wife" in FU (V18394=2 or 3); working now or only temporarily laid off (V18395=1 or 2 or V18397=1); never worked (V18559=5 or 9); last worked before 1989 (V18561=01-88, 97-99); last position began in 1990 (V18571=90 or 96)

V18599 'E31 LAST EMP DEC89 (W-U)' TLOC= 1704 MD=9

E31. In which months during 1989 was she working for that employer as her main job?-DECEMBER 1989

191 1.7 1. Was working on this job at least part of this month  
 5 0.0 9. NA; DK  
 9,175 98.3 0. Inap.: did not work on this job at all during this month; no wife/"wife" in FU (V18394=2 or 3); working now or only temporarily laid off (V18395=1 or 2 or V18397=1); never worked (V18559=5 or 9); last worked before 1989 (V18561=01-88, 97-99); last position began in 1990 (V18571=90 or 96)

The following variables (V18600-V18631) pertain to other main-job employers during 1989. Information contained in these variables is not necessarily about the immediately prior employer during 1989. In order to analyze the data on all 1989 employers, we recommend using the Work History Supplement Files.

V18600 'E32 OTR EMP 1989 (WF-U)' TLOC= 1705 MD=9

E32. Did she have any (other) main-job employers at any time during 1989? Again, if she was self-employed on a main job, count her as an employer.

87 0.6 1. Yes  
 412 3.5 5. No  
 1 0.0 9. NA; DK  
 8,871 95.9 0. Inap.: no wife/"wife" in FU (V18394=2 or 3); working now or only temporarily laid off (V18395=1 or 2 or V18397=1); never worked (V18559=5 or 9); last worked before 1989 (V18561=01-88, 97-99)

V18601 'E33 MO BEG OTR EMP(WF-U)' TLOC= 1706- 1707 MD=99

E33. In what month and year did she start working for that (other) main-job employer?-MONTH

18 0.2 01. January  
 3 0.1 02. February  
 5 0.0 03. March  
 5 0.0 04. April  
 6 0.0 05. May  
 10 0.1 06. June  
 6 0.0 07. July  
 2 0.0 08. August  
 12 0.1 09. September  
 4 0.0 10. October  
 3 0.0 11. November  
 5 0.0 12. December  
 21. Winter  
 22. Spring  
 23. Summer  
 1 0.0 24. Fall/Autumn  
 3 0.0 98. DK month  
 4 0.0 99. NA month  
 9,284 99.4 00. Inap.: no wife/"wife" in FU (V18394=2 or 3); working now or only temporarily laid off (V18395=1 or 2 or V18397=1); never worked (V18559=5 or 9); last worked before 1989 (V18561=01-88, 97-99); no other main-job employer during 1989 (V18600=5 or 9)

V18602 'E33 YR BEG OTR EMP(WF-U)' TLOC= 1708- 1709 MD=99

E33. In what month and year did she start working for that (other) main-job employer?-YEAR

---

% nonzero = 0.6  
mean nonzero, excluding missing data = 88.2

The values for this variable in the range 01-89 represent the last two digits of the year Wife/"Wife" started working for her other main-job employer.

- 97. Before 1989, DK exact year
- 98. DK year at all
- 99. NA
- 00. Inap.: no wife/"wife" in FU (V18394=2 or 3); working now or only temporarily laid off (V18395=1 or 2 or V18397=1); never worked (V18559=5 or 9); last worked before 1989 (V18561=01-88, 97-99); no other main-job employer during 1989 (V18600=5 or 9)

V18603 'E34 OTR EMP JAN89 (W-U)' TL0C= 1710 MD=9

E34. In which months during 1989 was she working for that employer?-JANUARY 1989

---

44	0.3	1.	Was working on this job at least part of this month
4	0.0	9.	NA; DK
9,323	99.7	0.	Inap.: did not work on this job at all during this month; no wife/"wife" in FU (V18394=2 or 3); working now or only temporarily laid off (V18395=1 or 2 or V18397=1); never worked (V18559=5 or 9); last worked before 1989 (V18561=01-88, 97-99); no other main-job employer during 1989 (V18600=5 or 9)

V18604 'E34 OTR EMP FEB89 (W-U)' TL0C= 1711 MD=9

E34. In which months during 1989 was she working for that employer?-FEBRUARY 1989

---

44	0.3	1.	Was working on this job at least part of this month
4	0.0	9.	NA; DK
9,323	99.7	0.	Inap.: did not work on this job at all during this month; no wife/"wife" in FU (V18394=2 or 3); working now or only temporarily laid off (V18395=1 or 2 or V18397=1); never worked (V18559=5 or 9); last worked before 1989 (V18561=01-88, 97-99); no other main-job employer during 1989 (V18600=5 or 9)

V18605 'E34 OTR EMP MAR89 (W-U)' TL0C= 1712 MD=9

E34. In which months during 1989 was she working for that employer?-MARCH 1989

---

44	0.3	1.	Was working on this job at least part of this month
4	0.0	9.	NA; DK
9,323	99.7	0.	Inap.: did not work on this job at all during this month; no wife/"wife" in FU (V18394=2 or 3); working now or only temporarily laid off (V18395=1 or 2 or V18397=1); never worked (V18559=5 or 9); last worked before 1989 (V18561=01-88, 97-99); no other main-job employer during 1989 (V18600=5 or 9)

V18606 'E34 OTR EMP APR89 (W-U)' TL0C= 1713 MD=9

E34. In which months during 1989 was she working for that employer?-APRIL 1989

---

46	0.3	1.	Was working on this job at least part of this month
4	0.0	9.	NA; DK
9,321	99.7	0.	Inap.: did not work on this job at all during this month; no wife/"wife" in FU (V18394=2 or 3); working now or only temporarily laid off (V18395=1 or 2 or V18397=1); never

worked (V18559=5 or 9); last worked before 1989 (V18561=01-88, 97-99); no other main-job employer during 1989 (V18600=5 or 9)

V18607 'E34 OTR EMP MAY89 (W-U)' TL0C= 1714 MD=9

E34. In which months during 1989 was she working for that employer?-MAY 1989

44	0.3	1.	Was working on this job at least part of this month
4	0.0	9.	NA; DK
9,323	99.7	0.	Inap.: did not work on this job at all during this month; no wife/"wife" in FU (V18394=2 or 3); working now or only temporarily laid off (V18395=1 or 2 or V18397=1); never worked (V18559=5 or 9); last worked before 1989 (V18561=01-88, 97-99); no other main-job employer during 1989 (V18600=5 or 9)

V18608 'E34 OTR EMP JUN89 (W-U)' TL0C= 1715 MD=9

E34. In which months during 1989 was she working for that employer?-JUNE 1989

44	0.2	1.	Was working on this job at least part of this month
4	0.0	9.	NA; DK
9,323	99.8	0.	Inap.: did not work on this job at all during this month; no wife/"wife" in FU (V18394=2 or 3); working now or only temporarily laid off (V18395=1 or 2 or V18397=1); never worked (V18559=5 or 9); last worked before 1989 (V18561=01-88, 97-99); no other main-job employer during 1989 (V18600=5 or 9)

V18609 'E34 OTR EMP JUL89 (W-U)' TL0C= 1716 MD=9

E34. In which months during 1989 was she working for that employer?-JULY 1989

34	0.2	1.	Was working on this job at least part of this month
4	0.0	9.	NA; DK
9,333	99.8	0.	Inap.: did not work on this job at all during this month; no wife/"wife" in FU (V18394=2 or 3); working now or only temporarily laid off (V18395=1 or 2 or V18397=1); never worked (V18559=5 or 9); last worked before 1989 (V18561=01-88, 97-99); no other main-job employer during 1989 (V18600=5 or 9)

V18610 'E34 OTR EMP AUG89 (W-U)' TL0C= 1717 MD=9

E34. In which months during 1989 was she working for that employer?-AUGUST 1989

30	0.2	1.	Was working on this job at least part of this month
6	0.0	9.	NA; DK
9,335	99.8	0.	Inap.: did not work on this job at all during this month; no wife/"wife" in FU (V18394=2 or 3); working now or only temporarily laid off (V18395=1 or 2 or V18397=1); never worked (V18559=5 or 9); last worked before 1989 (V18561=01-88, 97-99); no other main-job employer during 1989 (V18600=5 or 9)

V18611 'E34 OTR EMP SEP89 (W-U)' TL0C= 1718 MD=9

E34. In which months during 1989 was she working for that employer?-SEPTEMBER 1989

30	0.2	1.	Was working on this job at least part of this month
4	0.0	9.	NA; DK
9,337	99.8	0.	Inap.: did not work on this job at all during this month; no wife/"wife" in FU (V18394=2 or 3); working now or only temporarily laid off (V18395=1 or 2 or V18397=1); never worked (V18559=5 or 9); last worked before 1989 (V18561=01-



88, 97-99); no other main-job employer during 1989  
(V18600=5 or 9)

V18612 'E34 OTR EMP OCT89 (W-U)' TL0C= 1719 MD=9

E34. In which months during 1989 was she working for that employer?-OCTOBER 1989

22	0.2	1.	Was working on this job at least part of this month
4	0.0	9.	NA; DK
9,345	99.8	0.	Inap.: did not work on this job at all during this month; no wife/"wife" in FU (V18394=2 or 3); working now or only temporarily laid off (V18395=1 or 2 or V18397=1); never worked (V18559=5 or 9); last worked before 1989 (V18561=01-88, 97-99); no other main-job employer during 1989 (V18600=5 or 9)

V18613 'E34 OTR EMP NOV89 (W-U)' TL0C= 1720 MD=9

E34. In which months during 1989 was she working for that employer?-NOVEMBER 1989

17	0.1	1.	Was working on this job at least part of this month
4	0.0	9.	NA; DK
9,350	99.9	0.	Inap.: did not work on this job at all during this month; no wife/"wife" in FU (V18394=2 or 3); working now or only temporarily laid off (V18395=1 or 2 or V18397=1); never worked (V18559=5 or 9); last worked before 1989 (V18561=01-88, 97-99); no other main-job employer during 1989 (V18600=5 or 9)

V18614 'E34 OTR EMP DEC89 (W-U)' TL0C= 1721 MD=9

E34. In which months during 1989 was she working for that employer?-DECEMBER 1989

14	0.1	1.	Was working on this job at least part of this month
4	0.0	9.	NA; DK
9,353	99.9	0.	Inap.: did not work on this job at all during this month; no wife/"wife" in FU (V18394=2 or 3); working now or only temporarily laid off (V18395=1 or 2 or V18397=1); never worked (V18559=5 or 9); last worked before 1989 (V18561=01-88, 97-99); no other main-job employer during 1989 (V18600=5 or 9)

V18615 'E35 WORK SELF/DTR?(WF-U)' TL0C= 1722 MD=9

E35. On this main job, was she self-employed, was she employed by someone else, or what?

79	0.5	1.	Someone else only
		2.	Both someone else and self
7	0.1	3.	Self-employed only
1	0.0	9.	NA; DK
9,284	99.4	0.	Inap.: no wife/"wife" in FU (V18394=2 or 3); working now or only temporarily laid off (V18395=1 or 2 or V18397=1); never worked (V18559=5 or 9); last worked before 1989 (V18561=01-88, 97-99); no other main-job employer during 1989 (V18600=5 or 9)

V18616 'E36 CORP/UNCORP BUS(W-U)' TL0C= 1723 MD=9

E36. Was that an unincorporated business or a corporation?

6	0.1	1.	Unincorporated
		2.	Corporation
		8.	DK
1	0.0	9.	NA
9,364	99.9	0.	Inap.: no wife/"wife" in FU (V18394=2 or 3); working now or only temporarily laid off (V18395=1 or 2 or V18397=1);

never worked (V18559=5 or 9); last worked before 1989 (V18561=01-88, 97-99); no other main-job employer during 1989 (V18600=5 or 9); worked for someone else only (V18615=1 or 9)

V18617 'E37 WRK GOV-OTR EMP? W-U' TL0C= 1724 MD=9

E37. Did she work for the federal, state, or local government, a private company, or what?

5	0.0	1.	Federal government
2	0.0	2.	State government
2	0.0	3.	Local government; public school system
69	0.5	4.	Private company; non-government
		7.	Other
1	0.0	9.	NA; Don't Know
9,292	99.5	0.	Inap.: no wife/"wife" in FU (V18394=2 or 3); working now or only temporarily laid off (V18395=1 or 2 or V18397=1); never worked (V18559=5 or 9); last worked before 1989 (V18561=01-88, 97-99); no other main-job employer during 1989 (V18600=5 or 9); worked for self only or also employed by someone else (V18615=2, 3 or 9)

V18618 'E38-39 OCC OTR EMP (W-U)' TL0C= 1725- 1727 MD=999

E38. What was her occupation when she first started working for them? What sort of work did she do?

E39. What were her most important activities or duties?

The 3-digit occupation code from 1970 Census of Population; Alphabetical Index of Industries and Occupation issued June 1971 by the U.S. Department of Commerce and the Bureau of the Census was used for this variable. Please refer to Appendix 2, Wave XIV documentation, for complete listings.

9	0.1	001-195.	Professional, Technical, and Kindred Workers
5	0.1	201-245.	Managers and Administrators, Except Farm
4	0.0	260-285.	Sales Workers
22	0.2	301-395.	Clerical and Kindred Workers
		401-600.	Craftsmen and Kindred Workers
17	0.1	601-695.	Operatives, Except Transport
		701-715.	Transport Equipment Operatives
		740-785.	Laborers, Except Farm
		801-802.	Farmers and Farm Managers
6	0.0	821-824.	Farm Laborers and Farm Foremen
20	0.1	901-965.	Service Workers, Except Private Household
2	0.0	980-984.	Private Household Workers
2	0.0	999.	NA; DK
9,284	99.4	000.	Inap.: no wife/"wife" in FU (V18394=2 or 3); working now or only temporarily laid off (V18395=1 or 2 or V18397=1); never worked (V18559=5 or 9); last worked before 1989 (V18561=01-88, 97-99); no other main-job employer during 1989 (V18600=5 or 9)

V18619 'E40 IND OTR EMP (WF-U)' TL0C= 1728- 1730 MD=999

E40. What kind of business or industry was that in?

The 3-digit industry code from 1970 Census of Population; Alphabetical Index of Industries and Occupations issued June 1971 by the U.S. Department of Commerce and the Bureau of the Census was used for this variable. Please refer to Appendix 2, Wave XIV documentation, for complete listings.

7	0.0	017-028.	Agriculture, Forestry, and Fisheries
		047-057.	Mining
1	0.0	067-077.	Construction
16	0.1	107-398.	Manufacturing
1	0.0	407-479.	Transportation, Communications, and Other Public Utilities
21	0.1	507-698.	Wholesale and Retail Trade
3	0.0	707-718.	Finance, Insurance, and Real Estate
5	0.0	727-759.	Business and Repair Services
13	0.1	769-798.	Personal Services

1	0.0	807-809.	Entertainment and Recreation Services
16	0.1	828-897.	Professional and Related Services
1	0.0	907-937.	Public Administration
2	0.0	999.	NA; DK
9,284	99.4	000.	Inap.: no wife/"wife" in FU (V18394=2 or 3); working now or only temporarily laid off (V18395=1 or 2 or V18397=1); never worked (V18559=5 or 9); last worked before 1989 (V18561=01-88, 97-99); no other main-job employer during 1989 (V18600=5 or 9)

**V18620 'E41 START WAGE OTR EMP-W' TLOC= 1731- 1734 MD=9999**

E41. What was her starting wage or salary with that employer?

% nonzero = 0.6  
 mean nonzero, excluding missing data = 6.067 (with implied decimals)

The values for this variable represent dollars and cents per hour. For calculation of hourly rates from salary amounts, the hours per week worked from question E42 were used. Annual salaries were divided by the answer to E42 times 52 weeks; monthly salaries by E42 times 4.3 weeks.

OSIRIS USERS: Note that this variable is defined in the dictionary as having no decimal places.

- 9998. \$99.98 per hour or more
- 9999. NA; DK
- 0000. Inap.: no wife/"wife" in FU (V18394=2 or 3); working now or only temporarily laid off (V18395=1 or 2 or V18397=1); never worked (V18559=5 or 9); last worked before 1989 (V18561=01-88, 97-99); no other main-job employer during 1989 (V18600=5 or 9)

**V18621 'E42 BEG HR/WK OTR EMP-WF' TLOC= 1735- 1736 MD=99**

E42. And how many hours a week did she work when she first started?

% nonzero = 0.6  
 mean nonzero, excluding missing data = 37.7

The values for this variable represent the actual number of hours per week Head worked.

- 98. Ninety-eight hours per week or more
- 99. NA; DK
- 00. Inap.: no wife/"wife" in FU (V18394=2 or 3); working now or only temporarily laid off (V18395=1 or 2 or V18397=1); never worked (V18559=5 or 9); last worked before 1989 (V18561=01-88, 97-99); no other main-job employer during 1989 (V18600=5 or 9)

**V18622 'E43 CHG POS OTR EMP(W-U)' TLOC= 1737 MD=9**

E43. During 1989, did her job title or position with that main job employer change?

7	0.1	1.	Yes
76	0.5	5.	No
4	0.0	9.	NA; DK
9,284	99.4	0.	Inap.: no wife/"wife" in FU (V18394=2 or 3); working now or only temporarily laid off (V18395=1 or 2 or V18397=1); never worked (V18559=5 or 9); last worked before 1989 (V18561=01-88, 97-99); no other main-job employer during 1989 (V18600=5 or 9)

**V18623 'E44 MO CHGE POS (WF-U)' TLOC= 1738- 1739 MD=99**

E44. In what month did that happen?

- 3 0.0 01. January
- 02. February

340 - RAW DATA

		03.	March
		04.	April
		05.	May
		06.	June
1	0.0	07.	July
		08.	August
1	0.0	09.	September
		10.	October
1	0.0	11.	November
		12.	December
		21.	Winter
		22.	Spring
		23.	Summer
		24.	Fall/Autumn
		98.	DK month
1	0.0	99.	NA month
9,364	99.9	00.	Inap.: no wife/"wife" in FU (V18394=2 or 3); working now or only temporarily laid off (V18395=1 or 2 or V18397=1); never worked (V18559=5 or 9); last worked before 1989 (V18561=01-88, 97-99); no other main-job employer during 1989 (V18600=5 or 9); did not change job title or position in 1989 (V18622=5 or 9)

V18624 'E45 TYPE CHG OTR EMP W-U' TLOC= 1740 MD=9

E45. Was that a promotion with higher pay, a major change in her duties but with the same pay, or what?

4	0.0	1.	Promotion with higher pay
		5.	Major change in duties but with same pay
1	0.0	7.	Other
2	0.0	9.	NA; DK
9,364	99.9	0.	Inap.: no wife/"wife" in FU (V18394=2 or 3); working now or only temporarily laid off (V18395=1 or 2 or V18397=1); never worked (V18559=5 or 9); last worked before 1989 (V18561=01-88, 97-99); no other main-job employer during 1989 (V18600=5 or 9); did not change job title or position in 1989 (V18622=5 or 9)

V18625 'E46 STOP WRK OTR EMP W-U' TLOC= 1741 MD=9

E46. Has she stopped working for that main job employer?

86	0.6	1.	Yes
		5.	No
1	0.0	9.	NA; DK
9,284	99.4	0.	Inap.: no wife/"wife" in FU (V18394=2 or 3); working now or only temporarily laid off (V18395=1 or 2 or V18397=1); never worked (V18559=5 or 9); last worked before 1989 (V18561=01-88, 97-99); no other main-job employer during 1989 (V18600=5 or 9)

V18626 'E47 MD END OTR EMP(WF-U)' TLOC= 1742- 1743 MD=99

E47. In what month and year did she stop working for that employer?-MONTH

3	0.0	01.	January
8	0.1	02.	February
7	0.1	03.	March
5	0.0	04.	April
7	0.1	05.	May
12	0.1	06.	June
4	0.0	07.	July
9	0.0	08.	August
7	0.1	09.	September
7	0.0	10.	October
6	0.0	11.	November
5	0.0	12.	December
		21.	Winter

			22. Spring
			23. Summer
			24. Fall/Autumn
1	0.0	98.	DK month
5	0.0	99.	NA month
9,285	99.4	00.	Inap.: no wife/"wife" in FU (V18394=2 or 3); working now or only temporarily laid off (V18395=1 or 2 or V18397=1); never worked (V18559=5 or 9); last worked before 1989 (V18561=01-88, 97-99); no other main-job employer during 1989 (V18600=5 or 9); still working for other employer (V18625=5 or 9)

**V18627 'E47 YR END OTR EMP(WF-U)' TL0C= 1744- 1745 MD=99**

E47. In what month and year did she stop working for that employer?-YEAR

70	0.5	89.	1989
12	0.1	90.	1990
1	0.0	98.	DK year
3	0.0	99.	NA year
9,285	99.4	00.	Inap.: no wife/"wife" in FU (V18394=2 or 3); working now or only temporarily laid off (V18395=1 or 2 or V18397=1); never worked (V18559=5 or 9); last worked before 1989 (V18561=01-88, 97-99); no other main-job employer during 1989 (V18600=5 or 9); still working for other employer (V18625=5 or 9)

**V18628 'E48 WHY LEFT OTR EMP W-U' TL0C= 1746 MD=9**

E48. What happened with that employer--did the company go out of business, was she laid off, did she quit, or what?

6	0.1	1.	Company folded/changed hands/moved out of town; employer died/went out of business
		2.	Strike; lockout
6	0.1	3.	Laid off; fired
53	0.3	4.	Quit; resigned; retired; pregnant; needed more money; just wanted a change in jobs; was self-employed before
1	0.0	7.	Other; transfer; any mention of armed services
13	0.1	8.	Job was completed; seasonal work; was a temporary job
7	0.0	9.	NA; DK
9,285	99.4	0.	Inap.: no wife/"wife" in FU (V18394=2 or 3); working now or only temporarily laid off (V18395=1 or 2 or V18397=1); never worked (V18559=5 or 9); last worked before 1989 (V18561=01-88, 97-99); no other main-job employer during 1989 (V18600=5 or 9); still working for other employer (V18625=5 or 9)

**V18629 'E49 END WAGE OTR EMP W-U' TL0C= 1747- 1750 MD=9999**

E49. What was your (wife's/"WIFE'S") final wage or salary when she left that employer?

% nonzero = 0.6  
 mean nonzero, excluding missing data = 6.839 (with implied decimals)

The values for this variable represent dollars and cents per hour. For calculation of hourly rates from salary amounts, the hours per week worked from question E50 were used. Annual salaries were divided by the answer to E50 times 52 weeks; monthly salaries by E50 times 4.3 weeks.

OSIRIS USERS: Note that this variable is defined in the dictionary as having no decimal places.

- 9998. \$99.98 per hour or more
- 9999. NA; DK
- 0000. Inap.: no wife/"wife" in FU (V18394=2 or 3); working now or only temporarily laid off (V18395=1 or 2 or V18397=1); never worked (V18559=5 or 9); last worked before 1989 (V18561=01-88, 97-99); no other main-job

employer during 1989 (V18600=5 or 9); still working for other employer (V18625=5 or 9)

V18630 'E50 END HR/WK OTR EMP-WF' TLOC= 1751- 1752 MD=99

E50. And how many hours a week did she work just before she left?

% nonzero = 0.6  
mean nonzero, excluding missing data = 35.5

The values for this variable represent the actual number of hours per week Wife/"Wife" worked.

- 01. One hour or less per week
- 98. Ninety-eight hours or more per week
- 99. NA; DK
- 00. Inap.: no wife/"wife" in FU (V18394=2 or 3); working now or only temporarily laid off (V18395=1 or 2 or V18397=1); never worked (V18559=5 or 9); last worked before 1989 (V18561=01-88, 97-99); no other main-job employer during 1989 (V18600=5 or 9); still working for other employer (V18625=5 or 9)

V18631 'E51 ANY OTR EMP 89 (W-U)' TLOC= 1753 MD=9

E51. Did she have any other main-job employers at any time during 1989? (Remember to count her as an employer if she was self-employed then on a main job.)

16	0.1	1.	Yes
70	0.5	5.	No
1	0.0	9.	NA; DK
9,284	99.4	0.	Inap.: no wife/"wife" in FU (V18394=2 or 3); working now or only temporarily laid off (V18395=1 or 2 or V18397=1); never worked (V18559=5 or 9); last worked before 1989 (V18561=01-88, 97-99); no other main-job employer during 1989 (V18600=5 or 9)

V18632 'E-# WORK HIST SUPPS(W-U)' TLOC= 1754- 1755

Number of Additional Work History Spells for Section E

% nonzero = 0.1  
mean nonzero = 1.2

The values for this variable represent the actual number of work history spells needed to complete the work history for 1989. These data are available as a separate file Refer to Section I, Part 7 of this volume for more detail.

- 00. Inap.: no wife/"wife" in FU (V18394=2 or 3); working now or only temporarily laid off (V18395=1 or 2 or V18397=1); never worked (V18559=5 or 9); last worked before 1989 (V18561=01-88, 97-99); no other main-job employer during 1989 (V18600=5 or 9); no other main-job employers in 1989 (V18631=5 or 9)

V18633 'E52 WTR VACATION (WF-U)' TLOC= 1756 MD=9

E52. We're interested in how your (wife/"WIFE") spent her time from January through December 1989, regardless of whether or not she was employed. I know you may have given me some of this information already, but my instructions are to ask these questions of everybody. Did she take any vacation or time off during 1989?

151	1.3	1.	Yes
346	2.7	5.	No
3	0.0	9.	NA; DK
8,871	95.9	0.	Inap.: no wife/"wife" in FU (V18394=2 or 3); working now or only temporarily laid off (V18395=1 or 2 or V18397=1); never worked (V18559=5 or 9); last worked before 1989 (V18561=01-88, 97-99)

V18634 'E53 #WKS VACATION (WF-U)' TLOC= 1757- 1758 MD=99

E53. How much vacation or time off did she take?

% nonzero = 1.3  
 mean nonzero, excluding missing data = 3.3

The values for this variable represent the actual number of weeks (01-52) of vacation or time off taken by the Wife/"Wife".

- 01. One week or less
- 99. NA; DK
- 00. Inap.: no wife/"wife" in FU (V18394=2 or 3); working now or only temporarily laid off (V18395=1 or 2 or V18397=1); never worked (V18559=5 or 9); last worked before 1989 (V18561=01-88, 97-99); took no vacation or time off (V18633=5 or 9)

V18635 'E55 WTR OTRS ILL (WF-U)' TLOC= 1759 MD=9

E55. Did she miss any work in 1989 because you or someone else was sick?

79	0.6	1.	Yes
417	3.5	5.	No
4	0.1	9.	NA; DK
8,871	95.9	0.	Inap.: no wife/"wife" in FU (V18394=2 or 3); working now or only temporarily laid off (V18395=1 or 2 or V18397=1); never worked (V18559=5 or 9); last worked before 1989 (V18561=01-88, 97-99)

V18636 'E56 #WKS OTRS ILL (WF-U)' TLOC= 1760- 1761 MD=99

E56. How much work did she miss?

% nonzero = 0.6  
 mean nonzero, excluding missing data = 3.2

The values for this variable represent the actual number of weeks (01-52) missed through illness of persons other than the Wife/"Wife".

- 01. One week or less
- 99. NA; DK
- 00. Inap.: no wife/"wife" in FU (V18394=2 or 3); working now or only temporarily laid off (V18395=1 or 2 or V18397=1); never worked (V18559=5 or 9); last worked before 1989 (V18561=01-88, 97-99); missed no work through illness of others (V18635=5 or 9)

V18637 'E58 WTR SELF ILL (WF-U)' TLOC= 1762 MD=9

E58. Did she miss any work in 1989 because she was sick?

115	1.0	1.	Yes
382	3.0	5.	No
3	0.0	9.	NA; DK
8,871	95.9	0.	Inap.: no wife/"wife" in FU (V18394=2 or 3); working now or only temporarily laid off (V18395=1 or 2 or V18397=1); never worked (V18559=5 or 9); last worked before 1989 (V18561=01-88, 97-99)

V18638 'E59 #WKS SELF ILL (WF-U)' TLOC= 1763- 1764 MD=99

E59. How much work did she miss?

% nonzero = 1.0  
 mean nonzero, excluding missing data = 2.9

The values for this variable represent the actual number of weeks (01-52) missed through Wife's/"Wife's" own illness.

- 01. One week or less

99. NA; DK
00. Inap.: no wife/"wife" in FU (V18394=2 or 3); working now or only temporarily laid off (V18395=1 or 2 or V18397=1); never worked (V18559=5 or 9); last worked before 1989 (V18561=01-88, 97-99); missed no work through own illness (V18637=5 or 9)

V18639 'E61 WTR ON STRIKE (WF-U)' TLOC= 1765 MD=9

E61. Did she miss any work in 1989 because she was on strike?

496	4.1	1. Yes	5. No
4	0.1	9. NA; DK	
8,871	95.9	0. Inap.: no wife/"wife" in FU (V18394=2 or 3); working now or only temporarily laid off (V18395=1 or 2 or V18397=1); never worked (V18559=5 or 9); last worked before 1989 (V18561=01-88, 97-99)	

V18640 'E62 #WKS ON STRIKE (W-U)' TLOC= 1766- 1767 MD=99

E62. How much work did she miss?

% nonzero: no nonzero cases for 1990 data  
mean nonzero, excluding missing data: no nonzero cases for 1990 data

The values for this variable represent the actual number of weeks (01-52) missed because of time Wife/"Wife" spent on strike.

01. One week or less
99. NA; DK
00. Inap.: no wife/"wife" in FU (V18394=2 or 3); working now or only temporarily laid off (V18395=1 or 2 or V18397=1); never worked (V18559=5 or 9); last worked before 1989 (V18561=01-88, 97-99); missed no work through strikes (V18639=5 or 9)

V18641 'E64 WTR UNEMPLOYED (W-U)' TLOC= 1768 MD=9

E64. Did she miss any work in 1989 because she was unemployed and looking for work or temporarily laid off?

115	0.7	1. Yes	
383	3.4	5. No	
2	0.0	9. NA; DK	
8,871	95.9	0. Inap.: no wife/"wife" in FU (V18394=2 or 3); working now or only temporarily laid off (V18395=1 or 2 or V18397=1); never worked (V18559=5 or 9); last worked before 1989 (V18561=01-88, 97-99)	

V18642 'E65 #WK UNEMPLOYED (W-U)' TLOC= 1769- 1770 MD=99

E65. How much work did she miss?

% nonzero = 0.7  
mean nonzero, excluding missing data = 16.8

The values for this variable represent the actual number of weeks (01-52) missed due to unemployment or temporarily layoff of Wife/"Wife".

01. One week or less
99. NA; DK
00. Inap.: no wife/"wife" in FU (V18394=2 or 3); working now or only temporarily laid off (V18395=1 or 2 or V18397=1); never worked (V18559=5 or 9); last worked before 1989 (V18561=01-88, 97-99); was not unemployed or laid off (V18641=5 or 9)

V18643 'E67 WTR OUT LAB FRC(W-U)' TLOC= 1771 MD=9



E67. Were there any weeks in 1989 when she didn't have a job and was not looking for one?

318	2.8	1.	Yes
181	1.3	5.	No
1	0.0	9.	NA; DK
8,871	95.9	0.	Inap.: no wife/"wife" in FU (V18394=2 or 3); working now or only temporarily laid off (V18395=1 or 2 or V18397=1); never worked (V18559=5 or 9); last worked before 1989 (V18561=01-88, 97-99)

V18644 'E68 #WKS OUT LAB FRC W-U' TLOC= 1772- 1773 MD=99

E68. How much time was that?

% nonzero = 2.8  
mean nonzero, excluding missing data = 31.2

The values for this variable represent the actual number of weeks (01-52) Wife/"Wife" did not have a job and was not looking for one.

- 01. One week or less
- 99. NA; DK
- 00. Inap.: no wife/"wife" in FU (V18394=2 or 3); working now or only temporarily laid off (V18395=1 or 2 or V18397=1); never worked (V18559=5 or 9); last worked before 1989 (V18561=01-88, 97-99); not out of labor force (V18643=5 or 9)

V18645 'E70 # WKS WORKED (WF-U)' TLOC= 1774- 1775 MD=99

E70. Then, how many weeks did she actually work on her main job(s) in 1989?

% nonzero = 4.1  
mean nonzero, excluding missing data = 26.6

The values for this variable represent the actual number of weeks (01-52) Wife/"Wife" worked on her main job/jobs.

- 01. One week or less
- 99. NA; DK
- 00. Inap.: did not work at all in 1989; no wife/"wife" in FU (V18394=2 or 3); working now or only temporarily laid off (V18395=1 or 2 or V18397=1); never worked (V18559=5 or 9); last worked before 1989 (V18561=01-88, 97-99)

V18646 'E71 HR/WK WORKED (WF-U)' TLOC= 1776- 1777 MD=99

E71. And, on the average, how many hours a week did she work on her main job(s) in 1989?

% nonzero = 4.1  
mean nonzero, excluding missing data = 32.4

The values for this variable represent the actual number of hours per week Wife/"Wife" worked on her job.

- 01. One hour or less
- 98. Ninety-eight hours or more
- 99. NA; DK
- 00. Inap.: no wife/"wife" in FU (V18394=2 or 3); working now or only temporarily laid off (V18395=1 or 2 or V18397=1); never worked (V18559=5 or 9); last worked before 1989 (V18561=01-88, 97-99); did not work at all in 1989 (V18645=00)

V18647 'E72 WTR WORKED OT (WF-U)' TLOC= 1778 MD=99

E72. Did she work any overtime which isn't included in that?

59 0.4 1. Yes

## 346 - RAW DATA

423	3.6	5.	No
3	0.0	9.	NA; DK
8,886	95.9	0.	Inap.: no wife/"wife" in FU (V18394=2 or 3); working now or only temporarily laid off (V18395=1 or 2 or V18397=1); never worked (V18559=5 or 9); last worked before 1989 (V18561=01-88, 97-99); did not work at all in 1989 (V18645=00)

## V18648 'E74 WTR XTRA JOBS (WF-U)' TLOC= 1779 MD=9

E74. (Besides the weeks and hours worked you have just told me about,) did your (wife/"WIFE") have an **extra** job or other way of making money in addition to her main job(s) in 1989?

21	0.2	1.	Yes
475	3.8	5.	No
4	0.0	9.	NA; DK
8,871	95.9	0.	Inap.: no wife/"wife" in FU (V18394=2 or 3); working now or only temporarily laid off (V18395=1 or 2 or V18397=1); never worked (V18559=5 or 9); last worked before 1989 (V18561=01-88, 97-99)

## V18649 'E74-98 # XTRA JOBS (W-U)' TLOC= 1780 MD=9

E74. (Besides the weeks and hours worked you have just told me about,) did your (wife/"WIFE") have an **extra** job or other way of making money in addition to her main job(s) in 1989?

E86/E98. Did she have any other **extra** jobs in 1989?

The values for this variable represent the total number of extra jobs (1-7) that Wife/"Wife" had.

20	0.2	1.	One extra job
1	0.0	2.	Two extra jobs
		3.	Three extra jobs
		4.	Four extra jobs
		5.	Five extra jobs
		6.	Six extra jobs
		7.	Seven extra jobs
		8.	Eight or more extra jobs
		9.	NA; DK
9,350	99.8	0.	Inap.: no wife/"wife" in FU (V18394=2 or 3); working now or only temporarily laid off (V18395=1 or 2 or V18397=1); never worked (V18559=5 or 9); last worked before 1989 (V18561=01-88, 97-99); no extra jobs (V18648=5 or 9)

## V18650 'E75 WORK FOR GOVT?(WF-U)' TLOC= 1781 MD=9

E75. Did she work for the federal, state, or local government, a private company, or what?

		1.	Federal government
		2.	State government
1	0.0	3.	Local government; public school system
13	0.2	4.	Private company; non-government
5	0.0	5.	Self-employed
		7.	Other
2	0.0	9.	NA; Don't Know
9,350	99.8	0.	Inap.: no wife/"wife" in FU (V18394=2 or 3); working now or only temporarily laid off (V18395=1 or 2 or V18397=1); never worked (V18559=5 or 9); last worked before 1989 (V18561=01-88, 97-99); no extra jobs (V18648=5 or 9)

## V18651 'E76-77 OCC-XTRA JOB1 W-U' TLOC= 1782- 1784 MD=999

E76. What was her occupation? What sort of work did she do?

E77. What were her most important activities or duties?-FIRST EXTRA JOB

The 3-digit occupation code from 1970 Census of Population; Alphabetical Index of Industries and Occupation issued June 1971 by the U.S. Department of

Commerce and the Bureau of the Census was used for this variable. Please refer to Appendix 2, Wave XIV documentation, for complete listings.

4	0.1	001-195.	Professional, Technical, and Kindred Workers
1	0.0	201-245.	Managers and Administrators, Except Farm
3	0.0	260-285.	Sales Workers
7	0.1	301-395.	Clerical and Kindred Workers
		401-600.	Craftsmen and Kindred Workers
1	0.0	601-695.	Operatives, Except Transport
		701-715.	Transport Equipment Operatives
		740-785.	Laborers, Except Farm
		801-802.	Farmers and Farm Managers
		821-824.	Farm Laborers and Farm Foremen
4	0.0	901-965.	Service Workers, Except Private Household
1	0.0	980-984.	Private Household Workers
		999.	NA; DK
9,350	99.8	000.	Inap.: no wife/"wife" in FU (V18394=2 or 3); working now or only temporarily laid off (V18395=1 or 2 or V18397=1); never worked (V18559=5 or 9); last worked before 1989 (V18561=01-88, 97-99); no extra jobs (V18648=5 or 9)

V18652 'E78 IND XTRA JOB1 (WF-U)' TL0C= 1785- 1787 MD=999

E78. What kind of business or industry was that in?-FIRST EXTRA JOB

The 3-digit industry code from 1970 Census of Population: Alphabetical Index of Industries and Occupations issued June 1971 by the U.S. Department of Commerce and the Bureau of the Census was used for this variable. Please refer to Appendix 2, Wave XIV documentation, for complete listings.

		017-028.	Agriculture, Forestry, and Fisheries
		047-057.	Mining
		067-077.	Construction
2	0.0	107-398.	Manufacturing
		407-479.	Transportation, Communications, and Other Public Utilities
7	0.1	507-698.	Wholesale and Retail Trade
		707-718.	Finance, Insurance, and Real Estate
2	0.1	727-759.	Business and Repair Services
3	0.0	769-798.	Personal Services
		807-809.	Entertainment and Recreation Services
7	0.1	828-897.	Professional and Related Services
		907-937.	Public Administration
		999.	NA; DK
9,350	99.8	000.	Inap.: no wife/"wife" in FU (V18394=2 or 3); working now or only temporarily laid off (V18395=1 or 2 or V18397=1); never worked (V18559=5 or 9); last worked before 1989 (V18561=01-88, 97-99); no extra jobs (V18648=5 or 9)

V18653 'E79 PAY/HR XTRA JOB1 W-U' TL0C= 1788- 1791 MD=9999

E79. About how much did she make at this?-FIRST EXTRA JOB IN 1989

% nonzero = 0.2

mean nonzero, excluding missing data = 14.211 (with implied decimals)

The values for this variable represent dollars and cents per hour. If the amount was given as something other than an hourly rate, the same rules as those for V18406 were used.

OSIRIS USERS:

Note that this variable is defined in the dictionary as having no decimal places.

9998. \$99.98 or more per hour

9999. NA; DK

0000. Inap.: no wife/"wife" in FU (V18394=2 or 3); working now or only temporarily laid off (V18395=1 or 2 or V18397=1); never worked (V18559=5 or 9); last worked

before 1989 (V18561=01-88, 97-99); no extra jobs  
(V18648=5 or 9)

V18654 'E80 # WKS EXTRA JOB1 W-U' TL0C= 1792- 1793 MD=99

E80. And, how many weeks did she work on this extra job in 1989?-FIRST EXTRA  
JOB IN 1989

---

% nonzero = 0.2  
mean nonzero, excluding missing data = 13.4

The values for this variable represent the actual number of weeks (01-52)  
Wife/"Wife" worked on the extra job.

- 01. One week or less
- 99. NA; DK
- 00. Inap.: no wife/"wife" in FU (V18394=2 or 3); working now  
or only temporarily laid off (V18395=1 or 2 or V18397=1);  
never worked (V18559=5 or 9); last worked before 1989  
(V18561=01-88, 97-99); no extra jobs (V18648=5 or 9)

V18655 'E81 HR/WK XTRA JOB1(W-U)' TL0C= 1794- 1795 MD=99

E81. On the average, how many hours a week did she work on this job?-FIRST  
EXTRA JOB IN 1989

---

% nonzero = 0.2  
mean nonzero, excluding missing data = 10.9

The values for this variable represent the actual number of hours per week  
Wife/"Wife" worked on the extra job.

- 01. One hour or less
- 98. Ninety-eight hours or more
- 99. NA; DK
- 00. Inap.: no wife/"wife" in FU (V18394=2 or 3); working now  
or only temporarily laid off (V18395=1 or 2 or V18397=1);  
never worked (V18559=5 or 9); last worked before 1989  
(V18561=01-88, 97-99); no extra jobs (V18648=5 or 9)

V18656 'E82 MO BEG XTRA JOB1 W-U' TL0C= 1796- 1797 MD=99

E82. In what month and year did she start working for that employer?-MONTH  
BEGAN FIRST EXTRA JOB

---

2	0.0	01.	January
1	0.0	02.	February
		03.	March
2	0.0	04.	April
2	0.0	05.	May
3	0.0	06.	June
4	0.0	07.	July
		08.	August
		09.	September
		10.	October
1	0.0	11.	November
2	0.0	12.	December
		21.	Winter
		22.	Spring
		23.	Summer
		24.	Fall/Autumn
		98.	DK month
4	0.0	99.	NA month
9,350	99.8	00.	Inap.: no wife/"wife" in FU (V18394=2 or 3); working now or only temporarily laid off (V18395=1 or 2 or V18397=1); never worked (V18559=5 or 9); last worked before 1989 (V18561=01-88, 97-99); no extra jobs (V18648=5 or 9)

V18657 'E82 YR BEG XTRA JOB1 W-U' TL0C= 1798- 1799 MD=99

E82. In what month and year did she start working for that employer?-YEAR  
 BEGAN FIRST EXTRA JOB

---

% nonzero = 0.2

mean nonzero, excluding missing data = 88.3

The values for this variable in the range 01-89 represent the last two digits of the year Wife/"Wife" started working for her extra job employer.

97. Before 1989, DK exact year

98. DK year at all

99. NA

00. Inap.: no wife/"wife" in FU (V18394=2 or 3); working now or only temporarily laid off (V18395=1 or 2 or V18397=1); never worked (V18559=5 or 9); last worked before 1989 (V18561=01-88, 97-99); no extra jobs (V18648=5 or 9)

V18658 'E83 WRK XJOB1 JAN89 W-U' TLOC= 1800 MD=9

E83. In which months during 1989 was she working for that employer?-JANUARY  
 1989-FIRST EXTRA JOB

---

7	0.1	1.	Was working on this job at least part of this month
		9.	NA; DK
9,364	99.9	0.	Inap.: did not work on this job at all during this month; no wife/"wife" in FU (V18394=2 or 3); working now or only temporarily laid off (V18395=1 or 2 or V18397=1); never worked (V18559=5 or 9); last worked before 1989 (V18561=01-88, 97-99); no extra jobs (V18648=5 or 9)

V18659 'E83 WRK XJOB1 FEB89 W-U' TLOC= 1801 MD=9

E83. In which months during 1989 was she working for that employer?-FEBRUARY  
 1989-FIRST EXTRA JOB

---

7	0.1	1.	Was working on this job at least part of this month
		9.	NA; DK
9,364	99.9	0.	Inap.: did not work on this job at all during this month; no wife/"wife" in FU (V18394=2 or 3); working now or only temporarily laid off (V18395=1 or 2 or V18397=1); never worked (V18559=5 or 9); last worked before 1989 (V18561=01-88, 97-99); no extra jobs (V18648=5 or 9)

V18660 'E83 WRK XJOB1 MAR89 W-U' TLOC= 1802 MD=9

E83. In which months during 1989 was she working for that employer?-MARCH  
 1989-FIRST EXTRA JOB

---

7	0.1	1.	Was working on this job at least part of this month
		9.	NA; DK
9,364	99.9	0.	Inap.: did not work on this job at all during this month; no wife/"wife" in FU (V18394=2 or 3); working now or only temporarily laid off (V18395=1 or 2 or V18397=1); never worked (V18559=5 or 9); last worked before 1989 (V18561=01-88, 97-99); no extra jobs (V18648=5 or 9)

V18661 'E83 WRK XJOB1 APR89 W-U' TLOC= 1803 MD=9

E83. In which months during 1989 was she working for that employer?-APRIL  
 1989-FIRST EXTRA JOB

---

9	0.1	1.	Was working on this job at least part of this month
		9.	NA; DK
9,362	99.9	0.	Inap.: did not work on this job at all during this month; no wife/"wife" in FU (V18394=2 or 3); working now or only temporarily laid off (V18395=1 or 2 or V18397=1); never worked (V18559=5 or 9); last worked before 1989 (V18561=01-88, 97-99); no extra jobs (V18648=5 or 9)

V18662 'E83 WRK XJOB1 MAY89 W-U' TLOC= 1804 MD=9

## 350 - RAW DATA

E83. In which months during 1989 was she working for that employer?-MAY  
1989-FIRST EXTRA JOB

---

8	0.1	1.	Was working on this job at least part of this month
		9.	NA; DK
9,363	99.9	0.	Inap.: did not work on this job at all during this month; no wife/"wife" in FU (V18394=2 or 3); working now or only temporarily laid off (V18395=1 or 2 or V18397=1); never worked (V18559=5 or 9); last worked before 1989 (V18561=01-88, 97-99); no extra jobs (V18648=5 or 9)

V18663 'E83 WRK XJOB1 JUN89 W-U' TLOC= 1805 MD=9

E83. In which months during 1989 was she working for that employer?-JUNE  
1989-FIRST EXTRA JOB

---

8	0.1	1.	Was working on this job at least part of this month
		9.	NA; DK
9,363	99.9	0.	Inap.: did not work on this job at all during this month; no wife/"wife" in FU (V18394=2 or 3); working now or only temporarily laid off (V18395=1 or 2 or V18397=1); never worked (V18559=5 or 9); last worked before 1989 (V18561=01-88, 97-99); no extra jobs (V18648=5 or 9)

V18664 'E83 WRK XJOB1 JUL89 W-U' TLOC= 1806 MD=9

E83. In which months during 1989 was she working for that employer?-JULY  
1989-FIRST EXTRA JOB

---

11	0.1	1.	Was working on this job at least part of this month
		9.	NA; DK
9,360	99.9	0.	Inap.: did not work on this job at all during this month; no wife/"wife" in FU (V18394=2 or 3); working now or only temporarily laid off (V18395=1 or 2 or V18397=1); never worked (V18559=5 or 9); last worked before 1989 (V18561=01-88, 97-99); no extra jobs (V18648=5 or 9)

V18665 'E83 WRK XJOB1 AUG89 W-U' TLOC= 1807 MD=9

E83. In which months during 1989 was she working for that employer?-AUGUST  
1989-FIRST EXTRA JOB

---

8	0.1	1.	Was working on this job at least part of this month
		9.	NA; DK
9,363	99.9	0.	Inap.: did not work on this job at all during this month; no wife/"wife" in FU (V18394=2 or 3); working now or only temporarily laid off (V18395=1 or 2 or V18397=1); never worked (V18559=5 or 9); last worked before 1989 (V18561=01-88, 97-99); no extra jobs (V18648=5 or 9)

V18666 'E83 WRK XJOB1 SEP89 W-U' TLOC= 1808 MD=9

E83. In which months during 1989 was she working for that employer?-  
SEPTEMBER 1989-FIRST EXTRA JOB

---

6	0.1	1.	Was working on this job at least part of this month
		9.	NA; DK
9,365	99.9	0.	Inap.: did not work on this job at all during this month; no wife/"wife" in FU (V18394=2 or 3); working now or only temporarily laid off (V18395=1 or 2 or V18397=1); never worked (V18559=5 or 9); last worked before 1989 (V18561=01-88, 97-99); no extra jobs (V18648=5 or 9)

V18667 'E83 WRK XJOB1 OCT89 W-U' TLOC= 1809 MD=9

E83. In which months during 1989 was she working for that employer?-OCTOBER  
1989-FIRST EXTRA JOB

---

3	0.0	1.	Was working on this job at least part of this month
		9.	NA; DK

9,368 100.0 0. Inap.: did not work on this job at all during this month; no wife/"wife" in FU (V18394=2 or 3); working now or only temporarily laid off (V18395=1 or 2 or V18397=1); never worked (V18559=5 or 9); last worked before 1989 (V18561=01-88, 97-99); no extra jobs (V18648=5 or 9)

V18668 'E83 WRK XJOB1 NOV89 W-U' TLOC= 1810 MD=9

E83. In which months during 1989 was she working for that employer?-NOVEMBER 1989-FIRST EXTRA JOB

3 0.0 1. Was working on this job at least part of this month  
 9. NA; DK  
 9,368 100.0 0. Inap.: did not work on this job at all during this month; no wife/"wife" in FU (V18394=2 or 3); working now or only temporarily laid off (V18395=1 or 2 or V18397=1); never worked (V18559=5 or 9); last worked before 1989 (V18561=01-88, 97-99); no extra jobs (V18648=5 or 9)

V18669 'E83 WRK XJOB1 DEC89 W-U' TLOC= 1811 MD=9

E83. In which months during 1989 was she working for that employer?-DECEMBER 1989-FIRST EXTRA JOB

2 0.0 1. Was working on this job at least part of this month  
 9. NA; DK  
 9,369 100.0 0. Inap.: did not work on this job at all during this month; no wife/"wife" in FU (V18394=2 or 3); working now or only temporarily laid off (V18395=1 or 2 or V18397=1); never worked (V18559=5 or 9); last worked before 1989 (V18561=01-88, 97-99); no extra jobs (V18648=5 or 9)

V18670 'E84 STOP WORK XJOB1 W-U' TLOC= 1812 MD=9

E84. Has she stopped working for that employer?-FIRST EXTRA JOB

18 0.2 1. Yes  
 2 0.0 5. No  
 1 0.0 9. NA; DK  
 9,350 99.8 0. Inap.: no wife/"wife" in FU (V18394=2 or 3); working now or only temporarily laid off (V18395=1 or 2 or V18397=1); never worked (V18559=5 or 9); last worked before 1989 (V18561=01-88, 97-99); no extra jobs (V18648=5 or 9)

V18671 'E85 MO END XJOB1 (WF-U)' TLOC= 1813- 1814 MD=99

E85. In what month and year was that?-MONTH ENDED FIRST EXTRA JOB

1 0.0 01. January  
 1 0.0 02. February  
 1 0.0 03. March  
 1 0.0 04. April  
 5 0.1 05. May  
 06. June  
 2 0.0 07. July  
 3 0.0 08. August  
 3 0.0 09. September  
 10. October  
 1 0.0 11. November  
 12. December  
 21. Winter  
 22. Spring  
 23. Summer  
 24. Fall/Autumn  
 98. DK month  
 99. NA month  
 9,353 99.8 00. Inap.: no wife/"wife" in FU (V18394=2 or 3); working now or only temporarily laid off (V18395=1 or 2 or V18397=1); never worked (V18559=5 or 9); last worked before 1989

(V18561=01-88, 97-99); no extra jobs (V18648=5 or 9);  
still working for extra job employer (V18670=5 or 9)

V18672 'E85 YR END XJOB1 (WF-U)' TLOC= 1815- 1816 MD=99

E85. In what month and year was that?-YEAR ENDED FIRST EXTRA JOB

16	0.2	89.	1989
2	0.0	90.	1990
		98.	DK year
		99.	NA year
9,353	99.8	00.	Inap.: no wife/"wife" in FU (V18394=2 or 3); working now or only temporarily laid off (V18395=1 or 2 or V18397=1); never worked (V18559=5 or 9); last worked before 1989 (V18561=01-88, 97-99); no extra jobs (V18648=5 or 9); still working for extra job employer (V18670=5 or 9)

V18673 'E87 WRK FOR GOV XJB2 W-U' TLOC= 1817 MD=9

E87. Did she work for the federal, state, or local government, a private company, or what?-SECOND EXTRA JOB

		1.	Federal government
		2.	State government
		3.	Local government; public school system
1	0.0	4.	Private company; non-government
		5.	Self-employed
		7.	Other
		9.	NA; Don't Know
9,370	100.0	0.	Inap.: no wife/"wife" in FU (V18394=2 or 3); working now or only temporarily laid off (V18395=1 or 2 or V18397=1); never worked (V18559=5 or 9); last worked before 1989 (V18561=01-88, 97-99); no extra jobs (V18648=5 or 9); only one extra job (V18649=1)

V18674 'E88-89 OCC-XTRA JB2(W-U)' TLOC= 1818- 1820 MD=999

E88. What was her occupation? What sort of work did she do?

E89. What were her most important activities or duties?-SECOND EXTRA JOB

The 3-digit occupation code from 1970 Census of Population; Alphabetical Index of Industries and Occupation issued June 1971 by the U.S. Department of Commerce and the Bureau of the Census was used for this variable. Please refer to Appendix 2, Wave XIV documentation, for complete listings.

1	0.0	001-195.	Professional, Technical, and Kindred Workers
		201-245.	Managers and Administrators, Except Farm
		260-285.	Sales Workers
		301-395.	Clerical and Kindred Workers
		401-600.	Craftsmen and Kindred Workers
		601-695.	Operatives, Except Transport
		701-715.	Transport Equipment Operatives
		740-785.	Laborers, Except Farm
		801-802.	Farmers and Farm Managers
		821-824.	Farm Laborers and Farm Foremen
		901-965.	Service Workers, Except Private Household
		980-984.	Private Household Workers
		999.	NA; DK
9,370	100.0	000.	Inap.: no wife/"wife" in FU (V18394=2 or 3); working now or only temporarily laid off (V18395=1 or 2 or V18397=1); never worked (V18559=5 or 9); last worked before 1989 (V18561=01-88, 97-99); no extra jobs (V18648=5 or 9); only one extra job (V18649=1)

V18675 'E90 IND XTRA JOB2 (W-U)' TLOC= 1821- 1823 MD=999

E90. What kind of business or industry was that in?-SECOND EXTRA JOB

The 3-digit industry code from 1970 Census of Population; Alphabetical Index of Industries and Occupations issued June 1971 by the U.S. Department of



Commerce and the Bureau of the Census was used for this variable. Please refer to Appendix 2, Wave XIV documentation, for complete listings.

		017-028.	Agriculture, Forestry, and Fisheries
		047-057.	Mining
		067-077.	Construction
		107-398.	Manufacturing
		407-479.	Transportation, Communications, and Other Public Utilities
		507-698.	Wholesale and Retail Trade
		707-718.	Finance, Insurance, and Real Estate
		727-759.	Business and Repair Services
		769-798.	Personal Services
		807-809.	Entertainment and Recreation Services
1	0.0	828-897.	Professional and Related Services
		907-937.	Public Administration
		999.	NA; DK
9,370	100.0	000.	Inap.: no wife/"wife" in FU (V18394=2 or 3); working now or only temporarily laid off (V18395=1 or 2 or V18397=1); never worked (V18559=5 or 9); last worked before 1989 (V18561=01-88, 97-99); no extra jobs (V18648=5 or 9); only one extra job (V18649=1)

V18676 'E91 AV PY/HR X JB2+(W-U)' TLOC= 1824- 1827 MD=9999

E91. About how much did she make at this?-ALL EXTRA JOBS EXCEPT FIRST

% nonzero = 0.0

mean nonzero, excluding missing data (with implied decimals) = 4.810

The values for this variable represent dollars and cents per hour. If the amount was given as something other than an hourly rate, the same rules as those for V18406 were used. If Wife/"Wife" had more than two extra jobs, the value here represents a weighted average hourly wage from all of them except the first one.

OSIRIS USERS:

Note that this variable is defined in the dictionary as having no decimal places.

9998. \$99.98 or more per hour

9999. NA; DK

0000. Inap.: no wife/"wife" in FU (V18394=2 or 3); working now or only temporarily laid off (V18395=1 or 2 or V18397=1); never worked (V18559=5 or 9); last worked before 1989 (V18561=01-88, 97-99); no extra jobs (V18648=5 or 9); only one extra job (V18649=1)

V18677 'E92 # WK XTRA JOB2+(W-U)' TLOC= 1828- 1829 MD=99

E92. And, how many weeks did she work on this extra job in 1989?-ALL EXTRA JOBS EXCEPT FIRST

% nonzero = 0.0

mean nonzero, excluding missing data = 26.0

The values for this variable represent the actual number of weeks (01-52) Wife/"Wife" worked on all of her extra jobs except the first one.

01. One week or less

99. NA; DK

00. Inap.: no wife/"wife" in FU (V18394=2 or 3); working now or only temporarily laid off (V18395=1 or 2 or V18397=1); never worked (V18559=5 or 9); last worked before 1989 (V18561=01-88, 97-99); no extra jobs (V18648=5 or 9); only one extra job (V18649=1)

V18678 'E93 AV HR/WK X JB2+(W-U)' TLOC= 1830- 1831 MD=99

E93. On the average, how many hours a week did she work on this job?-ALL EXTRA JOBS EXCEPT FIRST

% nonzero = 0.0  
 mean nonzero, excluding missing data = 8.0

The values for this variable represent the actual number of hours per week Wife/"Wife" worked. If Wife/"Wife" had more than two extra jobs, the value here represents a weighted average of hours spent on all extra jobs except the first one.

- 01. One hour or less
- 98. Ninety-eight hours or more
- 99. NA; DK
- 00. Inap.: no wife/"wife" in FU (V18394=2 or 3); working now or only temporarily laid off (V18395=1 or 2 or V18397=1); never worked (V18559=5 or 9); last worked before 1989 (V18561=01-88, 97-99); no extra jobs (V18648=5 or 9); only one extra job (V18649=1)

V18679 'E94 MO BEG XJOB2 (W-U)' TLOC= 1832- 1833 MD=99

E94. In what month and year did she start working for that employer?-MONTH  
 BEGAN SECOND EXTRA JOB

1	0.0	01. January
		02. February
		03. March
		04. April
		05. May
		06. June
		07. July
		08. August
		09. September
		10. October
		11. November
		12. December
		21. Winter
		22. Spring
		23. Summer
		24. Fall/Autumn
		98. DK month
		99. NA month
9,370	100.0	00. Inap.: no wife/"wife" in FU (V18394=2 or 3); working now or only temporarily laid off (V18395=1 or 2 or V18397=1); never worked (V18559=5 or 9); last worked before 1989 (V18561=01-88, 97-99); no extra jobs (V18648=5 or 9); only one extra job (V18649=1)

V18680 'E94 YR BEG XJOB2 (W-U)' TLOC= 1834- 1835 MD=99

E94. In what month and year did she start working for that employer?-YEAR  
 BEGAN SECOND EXTRA JOB

% nonzero = 0.0  
 mean nonzero, excluding missing data = 89.0

The values for this variable in the range 01-89 represent the last two digits of the year Wife/"Wife" started working for her extra job employer.

- 97. Before 1989, DK exact year
- 98. DK year at all
- 99. NA
- 00. Inap.: no wife/"wife" in FU (V18394=2 or 3); working now or only temporarily laid off (V18395=1 or 2 or V18397=1); never worked (V18559=5 or 9); last worked before 1989 (V18561=01-88, 97-99); no extra jobs (V18648=5 or 9); only one extra job (V18649=1)

V18681 'E95 WRK XJOB2 JAN89 W-U' TLOC= 1836 MD=9

E95. In which months during 1989 was she working for that employer?-JANUARY  
 1989-ALL EXTRA JOBS EXCEPT FIRST

1. Was working on this job at least part of this month  
9. NA; DK  
9,371 100.0 0. Inap.: did not work on this job at all during this month; no wife/"wife" in FU (V18394=2 or 3); working now or only temporarily laid off (V18395=1 or 2 or V18397=1); never worked (V18559=5 or 9); last worked before 1989 (V18561=01-88, 97-99); no extra jobs (V18648=5 or 9); only one extra job (V18649=1)

**V18682 'E95 WRK XJOB2 FEB89 W-U' TLOC= 1837 MD=9**

**E95. In which months during 1989 was she working for that employer?-FEBRUARY 1989-ALL EXTRA JOBS EXCEPT FIRST**

---

1 0.0 1. Was working on this job at least part of this month  
9. NA; DK  
9,370 100.0 0. Inap.: did not work on this job at all during this month; no wife/"wife" in FU (V18394=2 or 3); working now or only temporarily laid off (V18395=1 or 2 or V18397=1); never worked (V18559=5 or 9); last worked before 1989 (V18561=01-88, 97-99); no extra jobs (V18648=5 or 9); only one extra job (V18649=1)

**V18683 'E95 WRK XJOB2 MAR89 W-U' TLOC= 1838 MD=9**

**E95. In which months during 1989 was she working for that employer?-MARCH 1989-ALL EXTRA JOBS EXCEPT FIRST**

---

1 0.0 1. Was working on this job at least part of this month  
9. NA; DK  
9,370 100.0 0. Inap.: did not work on this job at all during this month; no wife/"wife" in FU (V18394=2 or 3); working now or only temporarily laid off (V18395=1 or 2 or V18397=1); never worked (V18559=5 or 9); last worked before 1989 (V18561=01-88, 97-99); no extra jobs (V18648=5 or 9); only one extra job (V18649=1)

**V18684 'E95 WRK XJOB2 APR89 W-U' TLOC= 1839 MD=9**

**E95. In which months during 1989 was she working for that employer?-APRIL 1989-ALL EXTRA JOBS EXCEPT FIRST**

---

1 0.0 1. Was working on this job at least part of this month  
9. NA; DK  
9,370 100.0 0. Inap.: did not work on this job at all during this month; no wife/"wife" in FU (V18394=2 or 3); working now or only temporarily laid off (V18395=1 or 2 or V18397=1); never worked (V18559=5 or 9); last worked before 1989 (V18561=01-88, 97-99); no extra jobs (V18648=5 or 9); only one extra job (V18649=1)

**V18685 'E95 WRK XJOB2 MAY89 W-U' TLOC= 1840 MD=9**

**E95. In which months during 1989 was she working for that employer?-MAY 1989-ALL EXTRA JOBS EXCEPT FIRST**

---

1 0.0 1. Was working on this job at least part of this month  
9. NA; DK  
9,370 100.0 0. Inap.: did not work on this job at all during this month; no wife/"wife" in FU (V18394=2 or 3); working now or only temporarily laid off (V18395=1 or 2 or V18397=1); never worked (V18559=5 or 9); last worked before 1989 (V18561=01-88, 97-99); no extra jobs (V18648=5 or 9); only one extra job (V18649=1)

**V18686 'E95 WRK XJOB2 JUN89 W-U' TLOC= 1841 MD=9**

**E95. In which months during 1989 was she working for that employer?-JUNE 1989-ALL EXTRA JOBS EXCEPT FIRST**

---

## 356 - RAW DATA

1	0.0	1.	Was working on this job at least part of this month
		9.	NA; DK
9,370	100.0	0.	Inap.: did not work on this job at all during this month; no wife/"wife" in FU (V18394=2 or 3); working now or only temporarily laid off (V18395=1 or 2 or V18397=1); never worked (V18559=5 or 9); last worked before 1989 (V18561=01-88, 97-99); no extra jobs (V18648=5 or 9); only one extra job (V18649=1)

**V18687 'E95 WRK XJOB2 JUL89 W-U' TL0C= 1842 MD=9**

E95. In which months during 1989 was she working for that employer?-JULY 1989-ALL EXTRA JOBS EXCEPT FIRST

1	0.0	1.	Was working on this job at least part of this month
		9.	NA; DK
9,370	100.0	0.	Inap.: did not work on this job at all during this month; no wife/"wife" in FU (V18394=2 or 3); working now or only temporarily laid off (V18395=1 or 2 or V18397=1); never worked (V18559=5 or 9); last worked before 1989 (V18561=01-88, 97-99); no extra jobs (V18648=5 or 9); only one extra job (V18649=1)

**V18688 'E95 WRK XJOB2 AUG89 W-U' TL0C= 1843 MD=9**

E95. In which months during 1989 was she working for that employer?-AUGUST 1989-ALL EXTRA JOBS EXCEPT FIRST

1	0.0	1.	Was working on this job at least part of this month
		9.	NA; DK
9,370	100.0	0.	Inap.: did not work on this job at all during this month; no wife/"wife" in FU (V18394=2 or 3); working now or only temporarily laid off (V18395=1 or 2 or V18397=1); never worked (V18559=5 or 9); last worked before 1989 (V18561=01-88, 97-99); no extra jobs (V18648=5 or 9); only one extra job (V18649=1)

**V18689 'E95 WRK XJOB2 SEP89 W-U' TL0C= 1844 MD=9**

E95. In which months during 1989 was she working for that employer?-SEPTEMBER 1989-ALL EXTRA JOBS EXCEPT FIRST

1	0.0	1.	Was working on this job at least part of this month
		9.	NA; DK
9,370	100.0	0.	Inap.: did not work on this job at all during this month; no wife/"wife" in FU (V18394=2 or 3); working now or only temporarily laid off (V18395=1 or 2 or V18397=1); never worked (V18559=5 or 9); last worked before 1989 (V18561=01-88, 97-99); no extra jobs (V18648=5 or 9); only one extra job (V18649=1)

**V18690 'E95 WRK XJOB2 OCT89 W-U' TL0C= 1845 MD=9**

E95. In which months during 1989 was she working for that employer?-OCTOBER 1989-ALL EXTRA JOBS EXCEPT FIRST

1	0.0	1.	Was working on this job at least part of this month
		9.	NA; DK
9,370	100.0	0.	Inap.: did not work on this job at all during this month; no wife/"wife" in FU (V18394=2 or 3); working now or only temporarily laid off (V18395=1 or 2 or V18397=1); never worked (V18559=5 or 9); last worked before 1989 (V18561=01-88, 97-99); no extra jobs (V18648=5 or 9); only one extra job (V18649=1)

**V18691 'E95 WRK XJOB2 NOV89 W-U' TL0C= 1846 MD=9**

E95. In which months during 1989 was she working for that employer?-NOVEMBER 1989-ALL EXTRA JOBS EXCEPT FIRST

1 0.0 1. Was working on this job at least part of this month  
 9. NA; DK  
 9,370 100.0 0. Inap.: did not work on this job at all during this month;  
 no wife/"wife" in FU (V18394=2 or 3); working now or only  
 temporarily laid off (V18395=1 or 2 or V18397=1); never  
 worked (V18559=5 or 9); last worked before 1989 (V18561=01-  
 88, 97-99); no extra jobs (V18648=5 or 9); only one extra  
 job (V18649=1)

V18692 'E95 WRK XJOB2 DEC89 W-U' TL0C= 1847 MD=9

E95. In which months during 1989 was she working for that employer?-DECEMBER  
 1989-ALL EXTRA JOBS EXCEPT FIRST

1 0.0 1. Was working on this job at least part of this month  
 9. NA; DK  
 9,370 100.0 0. Inap.: did not work on this job at all during this month;  
 no wife/"wife" in FU (V18394=2 or 3); working now or only  
 temporarily laid off (V18395=1 or 2 or V18397=1); never  
 worked (V18559=5 or 9); last worked before 1989 (V18561=01-  
 88, 97-99); no extra jobs (V18648=5 or 9); only one extra  
 job (V18649=1)

V18693 'E96 STOP WORK XJOB2 W-U' TL0C= 1848 MD=9

E96. Has she stopped working for that employer?-SECOND EXTRA JOB

1 0.0 1. Yes  
 5. No  
 9. NA; DK  
 9,370 100.0 0. Inap.: no wife/"wife" in FU (V18394=2 or 3); working now or  
 only temporarily laid off (V18395=1 or 2 or V18397=1);  
 never worked (V18559=5 or 9); last worked before 1989  
 (V18561=01-88, 97-99); no extra jobs (V18648=5 or 9); only  
 one extra job (V18649=1)

V18694 'E97 MO END JOB2 (WF-U)' TL0C= 1849- 1850 MD=99

E97. In what month and year was that?-MONTH ENDED SECOND EXTRA JOB

1 0.0 01. January  
 02. February  
 03. March  
 04. April  
 05. May  
 06. June  
 07. July  
 08. August  
 09. September  
 10. October  
 11. November  
 12. December  
 21. Winter  
 22. Spring  
 23. Summer  
 24. Fall/Autumn  
 98. DK month  
 99. NA month  
 9,370 100.0 00. Inap.: no wife/"wife" in FU (V18394=2 or 3); working now  
 or only temporarily laid off (V18395=1 or 2 or V18397=1);  
 never worked (V18559=5 or 9); last worked before 1989  
 (V18561=01-88, 97-99); no extra jobs (V18648=5 or 9); only  
 one extra job (V18649=1); still working for extra job  
 employer (V18693=5 or 9)

V18695 'E97 YR END JOB2 (WF-U)' TL0C= 1851- 1852 MD=99

E97. In what month and year was that?-YEAR ENDED SECOND JOB

1 0.0 89. 1989

90. 1990  
 98. DK year  
 99. NA year  
 9,370 100.0 00. Inap.: no wife/"wife" in FU (V18394=2 or 3); working now or only temporarily laid off (V18395=1 or 2 or V18397=1); never worked (V18559=5 or 9); last worked before 1989 (V18561=01-88, 97-99); no extra jobs (V18648=5 or 9); only one extra job (V18649=1); still working for extra job employer (V18693=5 or 9)

V18696 'F1 CKPT:TYPE HEAD+WIFE / TLOC= 1853

F1. INTERVIEWER CHECKPOINT

---

5,371	52.4	1.	Head is male with Wife/"Wife" in FU
1,216	15.7	2.	Head is male with no Wife/"Wife" in FU
2,784	31.9	3.	Head is female

V18697 'F2 HOUSEWORK HRS-WIFE / TLOC= 1854- 1855 MD=99

F2. About how much time does your (wife/"WIFE") spend on housework in an average week? I mean time spent cooking, cleaning, and doing other work around the house.

---

% nonzero = 52.0  
 mean nonzero, excluding missing data = 23.0

The values for this variable in the range 00-84 represent the actual number of hours per week Wife/"Wife" spent on housework.

01. One hour or less  
 99. NA; DK  
 00. Inap.: none; no wife/"wife" in FU (V18696=2 or 3)

V18698 'F3 HOUSEWORK HOURS-HEAD / TLOC= 1856- 1857 MD=99

F3. About how much time do you (HEAD) spend on housework in an average week? (I mean time spent cooking, cleaning, and doing other work around the house.)

---

% nonzero = 88.5  
 mean nonzero, excluding missing data = 11.2

The values for this variable in the range 00-84 represent the actual number of hours per week Head spent cooking, cleaning, and doing other work around the house.

01. One hour or less  
 99. NA; DK  
 00. None

V18699 'F5 FAM TOGETHR MAIN MEAL / TLOC= 1858 MD=9

F5. How many days a week does the family sit down and eat the main meal of the day together?

---

535	4.5	1.	One day per week
715	6.0	2.	Two days per week
517	5.0	3.	Three days per week
506	5.5	4.	Four days per week
657	7.1	5.	Five days per week
373	4.5	6.	Six days per week
3,368	32.2	7.	Seven days per week

128	0.9	9.	NA; DK
2,572	34.3	0.	Inap.: none; only one person in FU (V18048=01)

V18700 'F7 COST CHILD CARE 1989 / TLOC= 1859- 1863 MD=99999

F7. How much did you (and your family living there) pay for child care in 1989?

---

% nonzero = 12.8  
 mean nonzero, excluding missing data = 1,918.7

The values for this variable in the range 00001-99997 represent the annual amount paid for child care.

99998. \$99,998 or more  
 99999. NA; DK  
 00000. Inap.: no one under age 15 in FU

**V18701 'G2 WHETHER HEAD FARMER ' TL0C= 1864 MD=9**

G2. INTERVIEWER CHECKPOINT

66	1.1	1.	Head is a farmer or rancher (V18101=801)
9,304	98.9	5.	Head is not a farmer or rancher (V18101≠801)
1	0.0	9.	NA; DK

**V18702 'G3 TOTAL FARM RECEIPTS ' TL0C= 1865- 1870 MD=999999**

G3. What were your total receipts from farming in 1989, including soil bank payments and commodity credit loans?

% nonzero = 1.0  
 mean nonzero, excluding missing data = 138,013.3

The values for this variable in the range 000001-999997 represent total receipts from farming in whole dollars.

999998. \$999,998 or more  
 999999. NA; DK  
 000000. Inap.: not a farmer or rancher (V18701=5 or 9)

**V18703 'G6 WHETHER BUSINESS ' TL0C= 1871 MD=9**

G6. Did you (or anyone else in the family there) own a business at any time in 1989 or have a financial interest in any business enterprise?

1,012	13.2	1.	Yes
8,352	86.8	5.	No
7	0.1	9.	NA; DK

**V18704 'G7 TYPE BUS HAVE INT IN ' TL0C= 1872- 1873 MD=99**

G7. What kind of business was that?

The values in parentheses to the right of the code descriptions represent the comparable three-digit code values from the 1970 Census industry code. See the note at V18102 for a full description of this volume.

74	0.8	11.	Agriculture, Forestry and Fishing (A, 017-028)
3	0.1	21.	Mining and Extraction (047-057)
5	0.1	30.	Metal industries (139-169)
6	0.1	31.	Machinery, including electrical (177-209)
2	0.0	32.	Motor vehicles and other transportation equipment (219-238)
17	0.2	33.	Other durables (107-138, 239-259)
		34.	Durables, NA what
3	0.1	40.	Food and kindred products (268-298)
		41.	Tobacco manufacturing (299)
3	0.1	42.	Textile mill products, apparel and other fabricated textile products, shoes (307-327; 389)
1	0.0	43.	Paper and allied products (328-337)
1	0.0	44.	Chemical and allied products, petroleum and coal products, rubber and miscellaneous plastic products (347-387)
		45.	Other nondurables (388, 397)
		46.	Nondurables, NA what
2	0.0	49.	Manufacturing, NA whether durable or nondurable
180	2.1	51.	Construction (067-077, B)
44	0.4	55.	Transportation (D, 407-429)
1	0.0	56.	Communication (447-449)

360 - RAW DATA

3	0.0	57.	Other Public Utilities (467-479)
160	2.3	61.	Retail Trade (607-698)
50	0.8	62.	Wholesale Trade (507-588)
		69.	Trade, NA whether wholesale or retail
60	0.9	71.	Finance, Insurance, and Real Estate (707-718)
65	0.8	81.	Repair Service (757-759)
82	1.0	82.	Business Services (727-749)
96	1.1	83.	Personal Services (H, 769-798)
25	0.4	84.	Amusement, Recreation and Related Services (807-809)
13	0.2	85.	Printing, Publishing and Allied Services (338-389)
23	0.3	86.	Medical and Dental and Health Services, whether public or private (828-848)
14	0.2	87.	Educational Services, whether public or private (K, 857-868)
72	1.1	88.	Professional and Related Services other than medical or educational (849, 868-897)
		91.	Armed Services
		92.	Government, other than medical or educational services; NA whether other
7	0.1	99.	NA; DK
8,359	86.8	00.	Inap.: did not own a business (V18703=5 or 9)

V18705 'G8 WHO IN FAM OWNED BUS / TLOC= 1874 MD=9

G8. Who in the family owned that?

692	8.9	1.	Head only
138	1.6	2.	Wife/"Wife" only
130	1.8	3.	Both Head and Wife/"Wife"; no one else
23	0.3	4.	Other relative(s) with Head (and Wife/"Wife")
22	0.4	7.	Other
7	0.1	9.	NA; DK
8,359	86.8	0.	Inap.: did not own a business (V18703=5 or 9)

V18706 'G9 R PUT TIME IN BUS 89?' TLOC= 1875 MD=9

G9. Did (you/he/she/they) put in any work time for this business in 1989?

964	12.5	1.	Yes
47	0.6	5.	No
1	0.0	9.	NA; DK
8,359	86.8	0.	Inap.: did not own a business (V18703=5 or 9)

V18707 'G10 CORP/UNINCORP BUS / TLOC= 1876 MD=9

G10. Was it a corporation or an unincorporated business, or did (you/he/she/they) have an interest in both kinds?

253	3.5	1.	Corporation
739	9.4	2.	Unincorporated
9	0.1	3.	Both
5	0.1	8.	Don't Know
6	0.1	9.	NA
8,359	86.8	0.	Inap.: did not own a business (V18703=5 or 9)

V18708 'G99 WTR LUMP SUM PAYMNTS' TLOC= 1877 MD=9

G99. Did you (or anyone else in the family there) get any other money in 1989--like a big settlement from an insurance company, or an inheritance?

593	8.0	1.	Yes
8,772	92.0	5.	No
6	0.0	9.	NA; DK

V18709 'G100 LUMP SUM PAYMNTS / TLOC= 1878- 1883 MD=999999

G100. How much did that amount to?



% nonzero = 8.0  
 mean nonzero, excluding missing data = 13,521.8

The values for this variable in the range 000001-999997 represent the actual dollar value of the settlement/inheritance.

- 000001. \$1 or less
- 999998. \$999,998 or more
- 999999. NA; DK
- 000000. Inap.: no one in the FU received an inheritance/  
settlement (V18708=5 or 9)

**V18710 'G101 INHERITANCE' TLOC= 1884- 1889 MD=999999**

G101. How much of that was an inheritance?

% nonzero = 1.8  
 mean nonzero, excluding missing data = 29,393.2

The values for this variable in the range 000001-999997 represent the actual dollar value of inheritances.

- 000001. \$1 or less
- 999998. \$999,998 or more
- 999999. NA; DK
- 000000. Inap.: none; no one in the FU received an inheritance/  
settlement (V18708=5 or 9)

**V18711 'G102 WTR ITEM 89 TAX DED' TLOC= 1890 MD=9**

G102. Some people have expenses they can itemize and deduct on their income tax. Did you itemize deductions on your 1989 federal income tax, such as property taxes, interest payments, and charitable contributions?

3,093	40.0	1.	Yes
6,213	59.2	5.	No; did/will not file
65	0.8	9.	NA; DK

**V18712 'G103 WTR HELP SUPPORT OT' TLOC= 1891 MD=9**

G103. In 1989, did you give any money toward the support of anyone who was not living with you at the time?

1,247	13.8	1.	Yes
8,120	86.2	5.	No
4	0.0	9.	NA; DK

**V18713 'G104 # OTRS SUPPORTED' TLOC= 1892- 1893 MD=99**

G104. How many people was that?

% nonzero = 13.8  
 mean nonzero, excluding missing data = 1.9

The values for this variable in the range 01-25 represent the actual number of persons toward whose support money was contributed.

- 99. NA; DK
- 00. Inap.: gave no money to others (V18712=5 or 9)

**V18714 'G105 WHO SUPPORTED 1' TLOC= 1894- 1895 MD=99**

G105. Who (was that/were they)?-FIRST MENTION

37	0.5	20.	Legal wife; ex-wife
		22.	"Wife"
642	8.2	30.	Son or daughter
23	0.2	33.	Stepson or stepdaughter
4	0.0	35.	"Wife's" children
		37.	Son-in-law or daughter-in-law
4	0.1	38.	Foster son or foster daughter

## 362 - RAW DATA

99	0.7	40.	Brother or sister (include step and half sisters and brothers)
23	0.2	47.	Brother-in-law or sister-in-law
2	0.0	48.	Brother or sister of boyfriend or girlfriend
188	1.4	50.	Father or mother (include stepparents)
35	0.3	57.	Father-in-law or mother-in-law
2	0.0	58.	Father or mother of boyfriend or girlfriend
29	0.5	60.	Grandson or granddaughter (include step-grandchildren)
		65.	Great-grandson or great-granddaughter (include step-great-grandchildren)
7	0.1	66.	Grandfather or grandmother (include stepgrandparents)
2	0.0	67.	Wife's grandfather or grandmother
		68.	Greatgrandfather or greatgrandmother
		69.	Wife's greatgrandfather or greatgrandmother
21	0.2	70.	Head's nephew or niece
1	0.0	71.	Wife's nephew or niece
6	0.0	72.	Uncle or Aunt
1	0.0	73.	Wife's uncle or aunt
5	0.0	74.	Head's cousin
1	0.0	75.	Wife's cousin
		83.	Children of girlfriend or boyfriend but not of Head
11	0.2	88.	Girlfriend or boyfriend
2	0.0	90.	Husband
4	0.0	95.	Head's other relative
1	0.0	96.	Wife's other relative
1	0.0	97.	Other relative of girlfriend or boyfriend
77	1.0	98.	Other nonrelatives
19	0.1	99.	NA; DK
8,124	86.2	00.	Inap.: did not support others (V18712=5 or 9)

V18715 'G105 WHO SUPPORTED 2 / TLOC= 1896- 1897 MD=99

G105. Who (was that/were they)?-SECOND MENTION

7	0.1	20.	Legal wife; ex-wife
		22.	"Wife"
253	3.1	30.	Son or daughter
3	0.0	33.	Stepson or stepdaughter
1	0.0	35.	"Wife's" children
2	0.1	37.	Son-in-law or daughter-in-law
		38.	Foster son or foster daughter
42	0.3	40.	Brother or sister (include step and half sisters and brothers)
13	0.1	47.	Brother-in-law or sister-in-law
		48.	Brother or sister of boyfriend or girlfriend
63	0.3	50.	Father or mother (include stepparents)
12	0.1	57.	Father-in-law or mother-in-law
		58.	Father or mother of boyfriend or girlfriend
27	0.5	60.	Grandson or granddaughter (include step-grandchildren)
1	0.0	65.	Great-grandson or great-granddaughter (include step-great-grandchildren)
2	0.0	66.	Grandfather or grandmother (include stepgrandparents)
		67.	Wife's grandfather or grandmother
		68.	Greatgrandfather or greatgrandmother
		69.	Wife's greatgrandfather or greatgrandmother
11	0.1	70.	Head's nephew or niece
2	0.0	71.	Wife's nephew or niece
2	0.0	72.	Uncle or Aunt
1	0.0	73.	Wife's uncle or aunt
5	0.0	74.	Head's cousin
		75.	Wife's cousin
3	0.0	83.	Children of girlfriend or boyfriend but not of Head
2	0.1	88.	Girlfriend or boyfriend
		90.	Husband
9	0.1	95.	Head's other relative
3	0.0	96.	Wife's other relative
1	0.0	97.	Other relative of girlfriend or boyfriend
33	0.3	98.	Other nonrelatives
		99.	NA; DK
8,873	94.7	00.	Inap.: no second mention; did not support others (V18712=5 or 9)

V18716 'G105 WHO SUPPORTED 3 / TLOC= 1898- 1899 MD=99

G105. Who (was that/were they)?-THIRD MENTION

3	0.1	20.	Legal wife; ex-wife
		22.	"Wife"
90	0.8	30.	Son or daughter
		33.	Stepson or stepdaughter
		35.	"Wife's" children
		37.	Son-in-law or daughter-in-law
		38.	Foster son or foster daughter
30	0.2	40.	Brother or sister (include step and half sisters and brothers)
7	0.1	47.	Brother-in-law or sister-in-law
		48.	Brother or sister of boyfriend or girlfriend
9	0.0	50.	Father or mother (include stepparents)
8	0.1	57.	Father-in-law or mother-in-law
		58.	Father or mother of boyfriend or girlfriend
15	0.3	60.	Grandson or granddaughter (include step-grandchildren)
		65.	Great-grandson or great-granddaughter (include step-great-grandchildren)
		66.	Grandfather or grandmother (include stepgrandparents)
		67.	Wife's grandfather or grandmother
		68.	Greatgrandfather or greatgrandmother
		69.	Wife's greatgrandfather or greatgrandmother
2	0.0	70.	Head's nephew or niece
1	0.0	71.	Wife's nephew or niece
		72.	Uncle or Aunt
		73.	Wife's uncle or aunt
2	0.0	74.	Head's cousin
		75.	Wife's cousin
1	0.0	83.	Children of girlfriend or boyfriend but not of Head
		88.	Girlfriend or boyfriend
		90.	Husband
7	0.1	95.	Head's other relative
2	0.0	96.	Wife's other relative
		97.	Other relative of girlfriend or boyfriend
14	0.1	98.	Other nonrelatives
		99.	NA; DK
9,180	98.2	00.	Inap.: no third mention; did not support others (V18712=5 or 9)

V18717 'G107 ANY CHILD SUPPORT / TLOC= 1900 MD=9

G107. Was any of that child support?

414	4.2	1.	Yes
831	9.6	5.	No
2	0.0	9.	NA; DK
8,124	86.2	0.	Inap.: did not support others (V18712=5 or 9)

V18718 'G109 ANY ALIMONY / TLOC= 1901 MD=9

G109. Was any of the money you gave in 1986 alimony?

33	0.5	1.	Yes
1,212	13.3	5.	No
2	0.0	9.	NA; DK
8,124	86.2	0.	Inap.: did not support others (V18712=5 or 9)

V18719 'G112-4 WTR DEPENDNT OTRS' TLOC= 1902 MD=9

G112. Were any of those people dependent on you for more than half of their total support?

G114. Was that person dependent on you for more than half of (his/her) total support?

312	3.6	1.	Yes
915	10.0	5.	No
12	0.1	9.	NA; DK

## 364 - RAW DATA

8,132 86.3 0. Inap.: did not support others (V18712=5 or 9); NA/DK number of others supported (V18713=99)

V18720 'G113 # QTR DEPENDENTS' / TLOC= 1903 MD=9

G113. How many people was that?

196	2.4	1.	One person
68	0.8	2.	Two persons
25	0.2	3.	Three persons
9	0.1	4.	Four persons
8	0.1	5.	Five persons
1	0.0	6.	Six persons
2	0.0	7.	Seven persons
2	0.0	8.	Eight or more persons
1	0.0	9.	NA; DK

9,059 96.4 0. Inap.: did not support others (V18712=5 or 9); NA/DK number of others supported (V18713=99); no one dependent for more than half of support (V18719=5 or 9)

V18721 'H1 STATUS OF HEALTH-HEAD' TLOC= 1904 MD=9

H1. Now I have a few questions about your health, including any serious limitations you might have. Would you (HEAD) say your health in general is excellent, very good, good, fair, or poor?

2,159	22.7	1.	Excellent
2,570	30.3	2.	Very good
2,513	26.8	3.	Good
1,372	14.0	4.	Fair
748	6.1	5.	Poor
3	0.0	8.	Don't Know
6	0.0	9.	NA

V18722 'H2 LIMIT TYPE/AMT WRK H' TLOC= 1905 MD=9

H2. Do you (HEAD) have any physical or nervous condition that limits the type of work or the amount of work you can do?

2,110	24.6	1.	Yes
7,251	75.4	5.	No
10	0.1	9.	NA; DK

V18723 'H3 NOT DO CERTAIN WRK H' TLOC= 1906 MD=9

H3. Does this condition keep you from doing some types of work?

1,805	21.5	1.	Yes
176	1.8	5.	No
111	1.1	7.	Can do nothing
15	0.1	8.	Don't Know
3	0.0	9.	NA

7,261 75.4 0. Inap.: no limiting condition (V18722=5 or 9)

V18724 'H4 LIMIT AMT WRK DO H' TLOC= 1907 MD=9

H4. For work you can do, how much does it limit the amount of work you can do--a lot, somewhat, or just a little?

826	9.4	1.	A lot
554	6.9	3.	Somewhat
473	5.1	5.	Just a little
134	1.9	7.	Not at all
9	0.0	9.	NA; DK

7,375 76.6 0. Inap.: no limiting condition (V18722=5 or 9); can do nothing (V18723=7, 9)

V18725 'H5 ANY REC MED AID? 89' / TLOC= 1908 MD=9

H5. Is anyone in your family living there covered by (Medicaid/ Medi-Cal/ Medical Assistance/Welfare/ Medical Services)? [DO NOT INCLUDE MEDICARE]

1,491	9.2	1.	Yes
7,849	90.6	5.	No
31	0.2	9.	NA; DK

V18726 'H7 IWCKPT-W/"W" IN FU? / TLOC= 1909

H7. INTERVIEWER CHECKPOINT

5,371	52.4	1.	Wife/"Wife" in FU now
4,000	47.6	5.	All others

V18727 'H8 STATUS OF HLTH-WIFE / TLOC= 1910 MD=9

H8. Now I have a few questions about your (wife's/"WIFE's") health. Would you say her health in general is excellent, very good, good, fair, or poor?

1,249	12.5	1.	Excellent
1,625	17.0	2.	Very good
1,643	15.9	3.	Good
624	5.1	4.	Fair
224	1.8	5.	Poor
1	0.0	8.	Don't Know
5	0.0	9.	NA
4,000	47.6	0.	Inap.: no wife/"wife" in FU (V18726=5)

V18728 'H9 LIMIT TYPE/AMT WRK W / TLOC= 1911 MD=9

H9. Does your (wife/"WIFE") have any physical or nervous condition that limits the type of work or the amount of work she can do?

853	9.6	1.	Yes
4,506	42.8	5.	No
12	0.1	9.	NA; DK
4,000	47.6	0.	Inap.: no wife/"wife" in FU (V18726=5)

V18729 'H10 NOT DO CERTAIN WRK W' TLOC= 1912 MD=9

H10. Does this condition keep her from doing some types of work?

737	8.5	1.	Yes
86	0.8	5.	No
22	0.2	7.	Can do nothing
6	0.0	8.	Don't Know
2	0.0	9.	NA
8,518	90.4	0.	Inap.: no wife/"wife" in FU (V18726=5); no limiting condition (V18728=5 or 9)

V18730 'H11 LIMIT AMT WORK DO W' TLOC= 1913 MD=9

H11. For work she can do, how much does it limit the amount of work she can do--a lot, somewhat, or just little?

239	2.6	1.	A lot
288	3.2	3.	Somewhat
231	2.6	5.	Just a little
65	0.8	7.	Not at all
6	0.0	9.	NA; DK
8,542	90.7	0.	Inap.: no wife/"wife" in FU (V18726=5); no limiting condition (V18728=5 or 9); can do nothing (V18729=7 or 9)

V18731 'H12 IWCKPT:OTHER IN FU / TLOC= 1914

H12. INTERVIEWER CHECKPOINT

5,620	47.8	1.	Someone in FU other than Head and Wife/"Wife"
3,751	52.2	5.	All others

## V18732 'H13 HEALTH STATUS OFUM / TLOC= 1915 MD=9

H13. Now about the rest of your family living there--are any of them not in good health?

454	3.6	1.	Yes
5,045	43.0	5.	No
121	1.2	9.	NA; DK
3,751	52.2	0.	Inap.: no one other than Head and Wife/"Wife" in FU (V18731=5)

## V18733 'L1 CKPT: WTR WIFE / TLOC= 1916

L1. INTERVIEWER CHECKPOINT

1,583	5.4	1.	New Wife/"Wife" in FU for 1990; splitoff interview and Wife/"Wife" in FU; Latino sample family with Wife/"Wife" in FU
7,788	94.6	5.	No Wife/"Wife" in FU; same Wife/"Wife" in FU

**NOTE:** V18734-V18781 are asked only when the FU acquires a new Wife/"Wife". In cases where the Wife/"Wife" has remained the same person from the previous interview (V18733=5), these variables have been carried forward from the previous year's data with no updating or other change. See V18920 for the recency of these data. These questions were asked for each Wife/"Wife" in the Latino sample.

## V18734 'L2-3 EDUC OF FATHER WF' TLOC= 1917 MD=9

L2. Now I have some questions about your (wife's/"WIFE'S") family and past experiences. How much education did her father have? [ACCEPT FATHER SUBSTITUTE]

L3. [IF FEWER THAN 6 GRADES] Could he read and write?

See the note above.

514	3.0	1.	0-5 grades
1,725	17.5	2.	6-8 grades; "grade school"; DK but mentions could read and write
504	5.2	3.	9-11 grades (some high school); junior high
1,260	13.5	4.	12 grades (completed high school); "high school"
80	1.1	5.	12 grades plus nonacademic training; R.N. (no further elaboration)
293	3.5	6.	Some college, no degree; Associate's degree
330	3.8	7.	College BA and no advanced degree mentioned; normal school; R.N. with 3 years college; "college"
157	2.0	8.	College, advanced or professional degree, some graduate work; close to receiving degree
331	2.0	9.	NA; DK to both L2 and L3
4,177	48.2	0.	Inap.: could not read or write; NA, DK grade and could not read or write; no wife/"wife" in FU (V18733=5)

## V18735 'L4-5 EDUC OF MOTHER WF' TLOC= 1918 MD=9

L4. How much education did your (wife's/"WIFE'S") mother have? [ACCEPT MOTHER SUBSTITUTE]

L5. [IF FEWER THAN 6 GRADES] Could she read and write?

See the note preceding V18734.

430	2.5	1.	0-5 grades
1,431	13.4	2.	6-8 grades; "grade school"; DK but mentions could read and write
699	6.6	3.	9-11 grades (some high school); junior high
1,616	17.8	4.	12 grades (completed high school); "high school"
134	1.8	5.	12 grades plus nonacademic training; R.N. (no further elaboration)
342	4.1	6.	Some college, no degree; Associate's degree
266	3.1	7.	College BA and no advanced degree mentioned; normal school; R.N. with 3 years college; "college"

79	0.8	8.	College, advanced or professional degree, some graduate work; close to receiving degree
201	1.5	9.	NA; DK to both L4 and L5
4,173	48.3	0.	Inap.: could not read or write; NA, DK grade <u>and</u> could not read or write; no wife/"wife" in FU (V18733=5)

**V18736 'L6 WHETHER BROTHERS WF' TLOC= 1919 MD=9**

L6. Now I have some questions about brothers and sisters. Did your (wife/ "WIFE") have any brothers? [INCLUDE NATURAL SIBLINGS ONLY]

See the note preceding V18734.

4,394	40.9	1.	Yes
956	11.4	5.	No
21	0.1	9.	NA; DK
4,000	47.6	0.	Inap.: no wife/"wife" in FU (V18733=5)

**V18737 'L7 # BROTHERS WIFE' TLOC= 1920- 1921 MD=99**

L7. How many brothers was that?

% nonzero = 40.9  
mean nonzero, excluding missing data = 2.3

See the note preceding V18734.

The values for this variable represent the actual number of Wife's/"Wife's" brothers.

99. NA; DK  
00. Inap.: no wife/"wife" in FU (V18733=5); no brothers (V18736=5 or 9)

**V18738 'L8 ONLY BRO STILL ALIVE ' TLOC= 1922 MD=9**

L8. Is he still living?

See the note preceding V18734.

1,348	13.7	1.	Yes
140	1.9	5.	No
20	0.2	9.	NA; DK
7,863	84.2	0.	Inap.: no wife/"wife" in FU (V18733=5); no brothers (V18736=5 or 9); more than one brother (V18737=02-99)

**V18739 'L9 ONLY BRO OLDR THAN W ' TLOC= 1923 MD=9**

L9. Was he older than she is?

See the note preceding V18734.

705	7.5	1.	Yes
790	8.2	5.	No
13	0.1	9.	NA; DK
7,863	84.2	0.	Inap.: no wife/"wife" in FU (V18733=5); no brothers (V18736=5 or 9); more than one brother (V18737=02-99)

**V18740 'L10 # BRO STILL ALIVE ' TLOC= 1924- 1925 MD=99**

L10. How many of them are still living?

% nonzero = 24.4  
mean nonzero, excluding missing data = 2.7

See the note preceding V18734.

The values for this variable represent the number of Wife's/"Wife's" brothers still living if she had more than one brother.

99. NA; DK

00. Inap.: none; no wife/"wife" in FU (V18733=5); no brothers (V18736=5 or 9); less than two brothers (V18737=01 or 99)

V18741 'L11 ANY BRO OLDR THAN WF' TLOC= 1926 MD=9

L11. Were any of her brothers older than she is?

See the note preceding V18734.

2,113	17.9	1.	Yes
742	6.9	5.	No
16	0.1	9.	NA; DK
6,500	75.0	0.	Inap.: no wife/"wife" in FU (V18733=5); no brothers (V18736=5 or 9); less than two brothers (V18737=01 or 99)

V18742 'L12 WHETHER SISTERS WF' TLOC= 1927 MD=9

L12. Did she have any sisters? [INCLUDE NATURAL SIBLINGS ONLY]

See the note preceding V18734.

4,325	40.4	1.	Yes
1,023	11.9	5.	No
23	0.1	9.	NA; DK
4,000	47.5	0.	Inap.: no wife/"wife" in FU (V18733=5)

V18743 'L13 # SISTERS WIFE' TLOC= 1928- 1929 MD=99

L13. How many sisters was that?

% nonzero = 40.4  
mean nonzero, excluding missing data = 2.3

See the note preceding V18734.

The values for this variable represent the actual number of Wife's/"Wife's" sisters.

99. NA; DK

00. Inap.: no wife/"wife" in FU (V18733=5); no sisters (V18742=5 or 9)

V18744 'L14 ONLY SIS STILL ALIVE' TLOC= 1930 MD=9

L14. Is her sister still living?

See the note preceding V18734.

1,373	15.0	1.	Yes
81	1.1	5.	No
16	0.2	9.	NA; DK
7,901	83.7	0.	Inap.: no wife/"wife" in FU (V18733=5); no sisters (V18742=5 or 9); more than one sister (V18743=02-99)

V18745 'L15 ONLY SIS OLDR THAN W' TLOC= 1931 MD=9

L15. Was she older than your (wife/"WIFE")?

See the note preceding V18734.

715	8.1	1.	Yes
750	8.1	5.	No
5	0.1	9.	NA; DK
7,901	83.7	0.	Inap.: no wife/"wife" in FU (V18733=5); no sisters (V18742=5 or 9); more than one sister (V18743=02-99)

V18746 'L16 # SIS STILL ALIVE ' TLOC= 1932- 1933 MD=99

L16. How many of them are still living?

% nonzero = 23.8



mean nonzero, excluding missing data = 2.9

See the note preceding V18734.

The values for this variable represent the number of Wife's/"Wife's" sisters still living if she had more than one sister.

99. NA; DK

00. Inap.: none; no wife/"wife" in FU (V18733=5); no sisters (V18742=5 or 9); less than two sisters (V18743=01 or 99)

**V18747 'L17 ANY SIS OLDR THAN WF' TLOC= 1934 MD=9**

L17. Were any of her sisters older than she is?

See the note preceding V18734.

2,049	17.1	1.	Yes
787	6.9	5.	No
4	0.0	9.	NA; DK
6,531	76.0	0.	Inap.: no wife/"wife" in FU (V18733=5); no sisters (V18742=5 or 9); less than two sisters (V18743=01 or 99)

**V18748 'L18 SPANISH DESCENT WF' TLOC= 1935 MD=9**

L18. In order to get an idea of the different races and ethnic groups that participate in the study, I would like to ask you about your (wife's/"WIFE'S") ethnic origin. Is she of Spanish or Hispanic descent, that is, Mexican, Mexican American, Chicano, Puerto Rican, Cuban, or other Spanish? [IF NECESSARY: Which one?]

See the note preceding V18734.

470	1.4	1.	Mexican
274	0.9	2.	Mexican American
19	0.1	3.	Chicano
158	0.4	4.	Puerto Rican
272	0.2	5.	Cuban
4	0.0	6.	Combination; more than one mention
147	0.7	7.	Other Spanish; Hispanic; Latino
54	0.6	9.	NA; DK
7,973	95.8	0.	Inap.: is not Spanish/Hispanic; no wife/"wife" in FU (V18733=5)

**V18749 'L19 RACE OF WIFE 1' TLOC= 1936 MD=9**

L19. And, is she white, black, American Indian, Aleut, Eskimo, Asian, Pacific Islander, or another race?-FIRST MENTION

See the note preceding V18734.

3,875	46.8	1.	White
1,044	3.8	2.	Black
43	0.2	3.	American Indian, Aleut, Eskimo
28	0.3	4.	Asian, Pacific Islander
302	0.8	5.	Mentions Latino origin or descent
32	0.1	6.	Mentions color other than black or white
8	0.1	7.	Other
39	0.3	9.	NA; DK
4,000	47.6	0.	Inap.: no wife/"wife" in FU (V18733=5)

**V18750 'L19 RACE OF WIFE 2' TLOC= 1937 MD=9**

L19. And, is she white, black, American Indian, Aleut, Eskimo, Asian, Pacific Islander, or another race?-SECOND MENTION

See the note preceding V18734.

17	0.1	1.	White
9	0.0	2.	Black
48	0.5	3.	American Indian, Aleut, Eskimo

370 - RAW DATA

4	0.0	4.	Asian, Pacific Islander
7	0.0	5.	Mentions Latino origin or descent
8	0.0	6.	Mentions color other than black or white
4	0.0	7.	Other
1	0.0	8.	More than two mentions
		9.	NA; DK
9,273	99.4	0.	Inap.: no second mention; no wife/"wife" in FU (V18733=5)

**V18751 'L20 WTR IN MILIT SERV W' TLOC= 1938 MD=9**

L20. Has she ever been in the United States military service?

See the note preceding V18734.

72	0.6	1.	Yes
5,276	51.6	5.	No
23	0.2	9.	NA; DK
4,000	47.6	0.	Inap.: no wife/"wife" in FU (V18733=5)

**V18752 'L21 WTR GRADUATED HS WF' TLOC= 1939 MD=9**

L21. Now I would like to talk about the education your (wife/"WIFE") has received. Did she graduate from high school, get a GED, or neither?

See the note preceding V18734.

3,780	41.5	1.	Graduated from high school
213	1.8	2.	Got a GED
1,345	9.0	3.	Neither
33	0.2	9.	NA; DK
4,000	47.6	0.	Inap.: no wife/"wife" in FU (V18733=5)

**V18753 'L22 YR GRADUATED HS WF' TLOC= 1940- 1941 MD=99**

L22. In what year did she graduate?

% nonzero = 41.5  
 mean nonzero, excluding missing data = 63.9

See the note preceding V18734.

The values for this variable in the range 01-90 indicate the last two digits of the year Wife/"Wife" graduated.

- 97. Before 1901
- 98. DK year
- 99. NA year
- 00. Inap.: no wife/"wife" in FU (V18733=5); did not graduate (V18752=2, 3 or 9)

**V18754 'L23 GRADE LEVEL IF GED W' TLOC= 1942- 1943 MD=99**

L23. How many grades of school did she finish prior to getting her GED?

See the note preceding V18734.

		01.	Finished first grade
		02.	Finished second grade
		03.	Finished third grade
		04.	Finished fourth grade
1	0.0	05.	Finished fifth grade
2	0.0	06.	Finished sixth grade
4	0.0	07.	Finished seventh grade
18	0.1	08.	Finished eighth grade
28	0.3	09.	Finished ninth grade
62	0.5	10.	Finished tenth grade
90	0.7	11.	Finished eleventh grade
6	0.0	99.	NA; DK

9,160 98.3 00. Inap.: none; no wife/"wife" in FU (V18733=5); graduated or no GED (V18752=1, 3 or 9)

V18755 'L24 YR LAST IN SCH-GED W' TLOC= 1944- 1945 MD=99

L24. In what year did she last attend (GRADE IN L23)?

% nonzero = 1.7  
mean nonzero, excluding missing data = 61.7

See the note preceding V18734.

The values for this variable in the range 01-90 indicate the last two digits of the year Wife/"Wife" last attended school.

- 97. Before 1901
- 98. DK year
- 99. NA year
- 00. Inap.: no wife/"wife" in FU (V18733=5); graduated or no GED (V18752=1, 3 or 9); finished no grades of school (V18754=00)

V18756 'L25 YR RECEIVED GED WF' TLOC= 1946- 1947 MD=99

L25. In what year did she receive her GED?

% nonzero = 1.8  
mean nonzero, excluding missing data = 75.9

See the note preceding V18734.

The values for this variable in the range 01-90 indicate the last two digits of the year the GED was received.

- 97. Before 1901
- 98. DK
- 99. NA
- 00. Inap.: no wife/"wife" in FU (V18733=5); graduated or no GED (V18752=1, 3 or 9)

V18757 'L26 GRD OF SCH FINISH W' TLOC= 1948- 1949 MD=99

L26. How many grades of school did she finish?

See the note preceding V18734.

11	0.0	01.	Finished first grade
35	0.1	02.	Finished second grade
72	0.2	03.	Finished third grade
33	0.1	04.	Finished fourth grade
54	0.3	05.	Finished fifth grade
178	0.5	06.	Finished sixth grade
86	0.5	07.	Finished seventh grade
158	1.3	08.	Finished eighth grade
180	1.3	09.	Finished ninth grade
222	2.3	10.	Finished tenth grade
251	2.1	11.	Finished eleventh grade
20	0.1	99.	NA; DK
8,071	91.2	00.	Inap.: none; no wife/"wife" in FU (V18733=5); graduated or GED (V18752=1, 2 or 9)

V18758 'L27 YR LAST IN SCH-NONGR' TLOC= 1950- 1951 MD=99

L27. In what year did she last attend (GRADE IN L26)?

% nonzero = 8.8  
mean nonzero, excluding missing data = 56.8

See the note preceding V18734.

## 372 - RAW DATA

The values for this variable in the range 01-90 indicate the last two digits of the year Wife/"Wife" last attended school.

- 97. Before 1901
- 98. DK
- 99. NA
- 00. Inap.: no wife/"wife" in FU (V18733=5); graduated or GED (V18752=1, 2 or 9); finished no grades of school (V18757=00)

V18759 'L28 WTR ATTEND COLLEGE W' TLOC= 1952 MD=9

L28. Did she attend college?

See the note preceding V18734.

2,084	22.8	1.	Yes
3,210	29.1	5.	No
77	0.5	9.	NA; DK
4,000	47.6	0.	Inap.: no wife/"wife" in FU (V18733=5)

V18760 'L29 YR LAST ATTEND COLL ' TLOC= 1953- 1954 MD=99

L29. In what year did she last attend college?

% nonzero = 22.8  
mean nonzero, excluding missing data = 74.1

See the note preceding V18734.

The values for this variable in the range 01-90 indicate the last two digits of the year Wife/"Wife" last attended college.

- 96. Still in school
- 97. Before 1901
- 98. DK
- 99. NA
- 00. Inap.: no wife/"wife" in FU (V18733=5); no college (V18759=5 or 9)

V18761 'L30 HGHST YR COLL COMP W' TLOC= 1955 MD=9

L30. What is the highest year of college she has completed?

See the note preceding V18734.

398	4.0	1.	Completed one year
463	4.4	2.	Completed two years
180	1.8	3.	Completed three years
490	6.0	4.	Completed four years
291	3.8	5.	Completed five or more years
33	0.3	9.	NA; DK
7,516	79.7	0.	Inap.: less than one year; no wife/"wife" in FU (V18733=5); no college (V18759=5 or 9)

V18762 'L31 WTR RECD COLL DEG W' TLOC= 1956 MD=9

L31. Did she receive a college degree?

See the note preceding V18734.

977	11.8	1.	Yes
863	8.4	5.	No
15	0.1	9.	NA; DK
7,516	79.7	0.	Inap.: no wife/"wife" in FU (V18733=5); no college (V18759=5 or 9); less than one year (V18761=0)

V18763 'L32 HGHST COLL DEG REC W' TLOC= 1957- 1958 MD=99

L32. What is the highest college degree she has received?

See the note preceding V18734.

182	1.8	01.	AA; Associate of Arts
575	7.1	02.	Bachelor of Arts/Science/Letters; BA; BS
158	2.3	03.	Master of Arts/Science; MA; MS; MBA
13	0.1	04.	Doctorate; Ph.D (except 05 and 06)
11	0.1	05.	LLB; JD (law degrees)
5	0.1	06.	MD; DDS; DVM; DO (medical degrees)
		08.	Honorary degree
17	0.2	97.	Other
4	0.0	98.	DK
12	0.1	99.	NA
8,394	88.2	00.	Inap.: no wife/"wife" in FU (V18733=5); no college (V18759=5 or 9); less than one year (V18761=0); no college degree (V18762=5 or 9)

V18764 'L35 YR RECD COLL DEG W' TLOC= 1959- 1960 MD=99

L35. In what year did she receive that degree?

% nonzero = 11.8

mean nonzero, excluding missing data = 73.3

See the note preceding V18734.

The values for this variable in the range 01-90 indicate the last two digits of the year Wife/"Wife" received the degree.

- 97. Before 1901
- 98. DK
- 99. NA
- 00. Inap.: no wife/"wife" in FU (V18733=5); no college (V18759=5 or 9); less than one year (V18761=0); no college degree (V18762=5 or 9)

V18765 'L36 WTR REC OTR DEG/CERT' TLOC= 1961 MD=9

L36. Did your (wife/"WIFE") receive any other degree or a certificate through a vocational school, a training school, or an apprenticeship program?

See the note preceding V18734.

1,140	11.2	1.	Yes
4,165	40.5	5.	No
66	0.6	9.	NA; DK
4,000	47.6	0.	Inap.: no wife/"wife" in FU (V18733=5)

V18766 'L36 # OTR DEG/CERT REC ' TLOC= 1962 MD=9

L36. Did your (wife/"WIFE") receive any other degree or a certificate through a vocational school, a training school, or an apprenticeship program?

L41. Did she receive any other training degree or certificate?-TOTAL NUMBER OF DEGREES OR CERTIFICATES

See the note preceding V18734.

941	9.2	1.	One
155	1.6	2.	Two
33	0.4	3.	Three
5	0.1	4.	Four
3	0.0	5.	Five
2	0.0	6.	Six
		7.	Seven
		8.	Eight or more
1	0.0	9.	NA; DK

374 - RAW DATA

8,231 88.8 0. Inap.: no wife/"wife" in FU (V18733=5); no certificate (V18765=5 or 9)

V18767 'L37 TYPE OTR DEG/CERT 1 ' TLOC= 1963 MD=9

L37. What type of degree or certificate was that?-FIRST MENTION

See the note preceding V18734.

78	0.9	1.	Degree
381	3.9	2.	Certificate
102	1.4	3.	License
54	0.5	4.	Diploma ( <u>not</u> high school)
22	0.3	7.	Other
503	4.4	9.	NA; DK
8,231	88.8	0.	Inap.: no wife/"wife" in FU (V18733=5); no certificate (V18765=5 or 9)

V18768 'L38 FIELD OF DEG/CERT 1 ' TLOC= 1964- 1965 MD=99

L38. In what field was that?-FIRST MENTION

See the note preceding V18734.

10	0.0	01.	Skilled Crafts: Mechanic/repairperson; auto/appliance/ computer; Printer; Machinist: tool and dye
18	0.1	02.	Machine operator (semi-skilled): welding, press operator; grinder, plater, sailor; meat cutter; truck driver; Hi-lo operator; test driver
12	0.1	03.	Technician (exc. medical); recording engineer; "electronics"; nuclear technician
2	0.0	04.	Construction/building trades; carpenter, plumber, electrician, mason, roofer, housepainter
54	0.5	05.	Business management; restaurant management; retail mgt.; "leadership"
49	0.6	06.	Sales/Retailing; telemarketing; buyer; Insurance underwriter; real estate; travel agent
20	0.2	07.	Food Service/restaurant workers (exc. management); Bartender; waitress, cook, "culinary arts"
7	0.1	08.	Drafting; surveyor; mech. drawing; cartographer
164	1.5	09.	Secretarial; typing, steno, wordprocessing
90	0.8	10.	Other office/clerical; bookkeeping; stock or parts clerk; computer operator; receptionist, bank teller; keypuncher
13	0.1	11.	Computer programming
17	0.2	12.	"Computer," n.e.c.
136	1.5	13.	Cosmetology; barber; hair stylist; manicurist
363	3.7	14.	Health related: First Aid; nurses aid; LPN; medical office assistant; pharmacists assistant; CPR, EMT
9	0.1	15.	Law enforcement; "jailer training"; military police; firefighter
2	0.0	16.	Advertising; photography
1	0.0	17.	Engineering; electrical, mechanical, etc.
8	0.1	18.	Art; music; drama; dance
12	0.0	19.	Foreign language
3	0.1	20.	Religion
136	1.3	97.	Other
14	0.1	99.	NA; DK
8,231	88.8	00.	Inap.: no wife/"wife" in FU (V18733=5); no certificate (V18765=5 or 9)

V18769 'L39 INST/ORG DEG/CERT 1 ' TLOC= 1966- 1967 MD=99

L39. From what type of institution or organization was that?-FIRST MENTION

See the note preceding V18734.

256	2.2	01.	Vocational/trade school
112	1.1	02.	Community college; junior college
146	1.5	03.	Business school or financial institute; secretarial school
11	0.1	04.	Armed forces
37	0.2	05.	High school

157	2.0	06.	Hospital/health care facility or school
101	1.1	07.	Cosmetology/beauty/barber school
8	0.1	08.	Police academy; firefighter training program
68	0.6	09.	Job training through city/county/state/federal government, except 08
50	0.5	10.	Training by private employer
5	0.1	11.	Religious institution; bible college/school
104	1.0	97.	Other
85	0.8	99.	NA; DK
8,231	88.8	00.	Inap.: no wife/"wife" in FU (V18733=5); no certificate (V18765=5 or 9)

**V18770 'L40 YR REC DEG/CERT 1 ' TL0C= 1968- 1969 MD=99**

L40. In what year did she receive that degree or certificate?-FIRST MENTION

% nonzero = 11.2

mean nonzero, excluding missing data = 71.4

See the note preceding V18734.

The values for this variable in the range 01-90 indicate the last two digits of the year this degree or certificate was received.

97. Before 1901

98. DK

99. NA

00. Inap.: no wife/"wife" in FU (V18733=5); no certificate (V18765=5 or 9)

**V18771 'L37 TYPE OTR DEG/CERT 2 ' TL0C= 1970 MD=9**

L37. What type of degree or certificate was that?-SECOND MENTION

See the note preceding V18734.

8 0.1 1. Degree

74 0.8 2. Certificate

16 0.2 3. License

9 0.1 4. Diploma (not high school)

5 0.0 7. Other

87 0.8 9. NA; DK

9,172 98.0 0. Inap.: no wife/"wife" in FU (V18733=5); no certificate (V18765=5 or 9); one certificate (V18766=1)

**V18772 'L38 FIELD OF DEG/CERT 2 ' TL0C= 1971- 1972 MD=99**

L38. In what field was that?-SECOND MENTION

See the note preceding V18734.

2 0.0 01. Skilled Crafts: Mechanic/repairperson; auto/appliance/computer; Printer; Machinist; tool and dye

1 0.0 02. Machine operator (semi-skilled): welding, press operator; grinder, plater, sailor; meat cutter; truck driver; Hi-lo operator; test driver

3 0.0 03. Technician (exc. medical); recording engineer; "electronics"; nuclear technician

04. Construction/building trades; carpenter, plumber, electrician, mason, roofer, housepainter

11 0.1 05. Business management; restaurant management; retail mgt.; "leadership"

18 0.2 06. Sales/Retailing; telemarketing; buyer; Insurance underwriter; real estate; travel agent

3 0.0 07. Food Service/restaurant workers (exc. management): Bartender; waitress, cook, "culinary arts"

1 0.0 08. Drafting; surveyor; mech. drawing; cartographer

13 0.2 09. Secretarial; typing, steno, wordprocessing

20 0.2 10. Other office/clerical; bookkeeping; stock or parts clerk; computer operator; receptionist, bank teller; keypuncher

376 - RAW DATA

		11. Computer programming
6	0.1	12. "Computer," n.e.c.
10	0.1	13. Cosmetology; barber; hair stylist; manicurist
59	0.6	14. Health related: First Aid; nurses aid; LPN; medical office assistant; pharmacists assistant; CPR, EMT
4	0.1	15. Law enforcement; "jailer training"; military police; firefighter
		16. Advertising; photography
		17. Engineering; electrical, mechanical, etc.
1	0.0	18. Art; music; drama; dance
		19. Foreign language
2	0.0	20. Religion
43	0.4	97. Other
2	0.0	99. NA; DK
9,172	98.0	00. Inap.: no wife/"wife" in FU (V18733=5); no certificate (V18765=5 or 9); one certificate (V18766=1)

V18773 'L39 INST/ORG DEG/CERT 2 / TLOC= 1973- 1974 MD=99

L39. From what type of institution or organization was that?-SECOND MENTION

See the note preceding V18734.

32	0.3	01. Vocational/trade school
21	0.3	02. Community college; junior college
17	0.2	03. Business school or financial institute; secretarial school
2	0.0	04. Armed forces
6	0.1	05. High school
32	0.4	06. Hospital/health care facility or school
3	0.1	07. Cosmetology/beauty/barber school
3	0.0	08. Police academy; firefighter training program
20	0.1	09. Job training through city/county/state/federal government, except 08
15	0.2	10. Training by private employer
2	0.0	11. Religious institution; bible college/school
31	0.3	97. Other
15	0.1	99. NA; DK
9,172	98.0	00. Inap.: no wife/"wife" in FU (V18733=5); no certificate (V18765=5 or 9); one certificate (V18766=1)

V18774 'L40 YR REC DEG/CERT 2 / TLOC= 1975- 1976 MD=99

L40. In what year did she receive that degree or certificate?-SECOND MENTION

% nonzero = 2.0

mean nonzero, excluding missing data = 77.4

See the note preceding V18734.

The values for this variable in the range 01-90 indicate the last two digits of the year this degree or certificate was received.

97.	Before 1901
98.	DK
99.	NA
00.	Inap.: no wife/"wife" in FU (V18733=5); no certificate (V18765=5 or 9); one certificate (V18766=1)

V18775 'L37 TYPE OTR DEG/CERT 3 / TLOC= 1977 MD=9

L37. What type of degree or certificate was that?-THIRD MENTION

See the note preceding V18734.

		1. Degree
17	0.2	2. Certificate
4	0.0	3. License
1	0.0	4. Diploma ( <u>not</u> high school)
1	0.0	7. Other



21 0.2 9. NA; DK  
 9,327 99.5 0. Inap.: no wife/"wife" in FU (V18733=5); no certificate (V18765=5 or 9); less than three certificates (V18766=1 or 2)

V18776 'L38 FIELD OF DEG/CERT 3 ' TLOC= 1978- 1979 MD=99

L38. In what field was that?-THIRD MENTION

See the note preceding V18734.

		01. Skilled Crafts: Mechanic/repairperson; auto/appliance/computer; Printer; Machinist; tool and dye
		02. Machine operator (semi-skilled): welding, press operator; grinder, plater, sailor; meat cutter; truck driver; Hi-lo operator; test driver
		03. Technician (exc. medical); recording engineer; "electronics"; nuclear technician
1	0.0	04. Construction/building trades; carpenter, plumber, electrician, mason, roofer, housepainter
4	0.0	05. Business management; restaurant management; retail mgt.; "leadership"
3	0.0	06. Sales/Retailing; telemarketing; buyer; Insurance underwriter; real estate; travel agent
		07. Food Service/restaurant workers (exc. management): Bartender; waitress, cook, "culinary arts"
		08. Drafting; surveyor; mech. drawing; cartographer
3	0.0	09. Secretarial; typing, steno, wordprocessing
4	0.1	10. Other office/Clerical; bookkeeping; stock or parts clerk; computer operator; receptionist, bank teller; keypuncher
		11. Computer programming
3	0.1	12. "Computer," n.e.c.
1	0.0	13. Cosmetology; barber; hair stylist; manicurist
7	0.1	14. Health related: First Aid; nurses aid; LPN; medical office assistant; pharmacists assistant; CPR, EMT
2	0.0	15. Law enforcement; "jailer training"; military police; firefighter
1	0.0	16. Advertising; photography
		17. Engineering; electrical, mechanical, etc.
		18. Art; music; drama; dance
1	0.0	19. Foreign language
2	0.0	20. Religion
11	0.1	97. Other
1	0.0	99. NA; DK
9,327	99.5	00. Inap.: no wife/"wife" in FU (V18733=5); no certificate (V18765=5 or 9); less than three certificates (V18766=1 or 2)

V18777 'L39 INST/ORG DEG/CERT 3 ' TLOC= 1980- 1981 MD=99

L39. From what type of institution or organization was that?-THIRD MENTION

See the note preceding V18734.

6	0.0	01. Vocational/trade school
2	0.0	02. Community college; junior college
4	0.0	03. Business school or financial institute; secretarial school
		04. Armed forces
1	0.0	05. High school
2	0.0	06. Hospital/health care facility or school
		07. Cosmetology/beauty/barber school
2	0.0	08. Police academy; firefighter training program
5	0.0	09. Job training through city/county/state/federal government, except 08
3	0.1	10. Training by private employer
2	0.0	11. Religious institution; bible college/school
12	0.2	97. Other
5	0.0	99. NA; DK

9,327 99.5 00. Inap.: no wife/"wife" in FU (V18733=5); no certificate (V18765=5 or 9); less than three certificates (V18766=1 or 2)

V18778 'L40 YR REC DEG/CERT 3 ' TLOC= 1982- 1983 MD=99

L40. In what year did she receive that degree or certificate?-THIRD MENTION

% nonzero = 0.5  
mean nonzero, excluding missing data = 79.5

See the note preceding V18734.

The values for this variable in the range 01-90 indicate the last two digits of the year this degree or certificate was received.

- 97. Before 1901
- 98. DK
- 99. NA
- 00. Inap.: no wife/"wife" in FU (V18733=5); no certificate (V18765=5 or 9); less than three certificates (V18766=1 or 2)

V18779 'L42-43 RELIGIOUS PREF W' TLOC= 1984- 1985 MD=99

L42. Is your (wife's/"WIFE's") religious preference Protestant, Catholic, or Jewish, or what?

L43. What denomination is that?

See the note preceding V18734.

1,837	14.3	01.	Roman Catholic
107	2.1	02.	Jewish
1,270	10.4	03.	Baptist
229	3.8	04.	Lutheran
421	5.3	05.	Methodist; African Methodist
139	2.1	06.	Presbyterian
66	1.0	07.	Episcopalian
129	1.4	08.	Protestant unspecified
452	5.9	09.	Other Protestant
18	0.2	10.	Other non-Christian: Muslim, Rastafarian, etc.
41	0.5	11.	Latter Day Saints; Mormon
76	0.3	12.	Jehovah's Witnesses
11	0.2	13.	Greek/Russian/Eastern Orthodox
95	0.8	14.	"Christian"
9	0.1	15.	Unitarian; Universalist
2	0.0	16.	Christian Science
13	0.1	17.	Seventh Day Adventist
146	1.0	18.	Pentecostal; Assembly of God
1	0.0	19.	Amish; Mennonite
		20.	Quaker; Friends
3	0.0	21.	Church of God
2	0.0	22.	United Church of Christ; Congregational Church
		23.	Reformed, Christian Reformed
3	0.0	24.	Disciples of Christ; United Christian; First Christian; Christian Holiness
1	0.0	25.	Churches of Christ
3	0.0	97.	Other
57	0.6	99.	NA; DK
4,240	50.0	00.	Inap.: none; atheist; agnostic; no wife/"wife" in FU (V18733=5)

**NOTE:** V18780-V18781 do not take account of changes in Wife's/"Wife's" employment history since these questions were actually asked. The user may update these variables by recoding data for subsequent years.

V18780 'L44 #YR WRKD SINCE 18 W' TLOC= 1986- 1987 MD=99

L44. How many years altogether has your (wife/"WIFE") worked for money since she was 18?

---

% nonzero = 49.9  
mean nonzero, excluding missing data = 13.3

See the notes above and preceding V18734.

The values for this variable represent in whole years the actual amount of time the Wife/"Wife" had worked since the age of 18 until the time of the interview. In 1985, this question was reasked only of then-current Wives/"Wives" who had worked at all since January 1, 1984; all other 1985 Wives/"Wives" were updated. See Section I, Part 5, p. 72 in the Wave XX (1987) documentation for details.

- 01. One year or less
- 98. Ninety-eight years or more
- 99. NA; DK
- 00. Inap.: never worked; wife/"wife" was under age 18 when this question was asked; no wife/"wife" in FU (V18733=5)

V18781 'L45 #YR WRKD FULL-TIME W' TLOC= 1988- 1989 MD=99

L45. How many of these years did she work full-time for most or all of the year?

---

% nonzero = 46.5  
mean nonzero, excluding missing data = 11.1

See the notes preceding V18734 and V18780.

The values for this variable represent in whole years the actual amount of time the Wife/"Wife" had worked full time since the age of 18 until the time of the interview. In 1985, this question was reasked only of then-current Wives/"Wives" who had worked at all since January 1, 1984; all other 1985 Wives/"Wives" were updated. See Section I, Part 5, p. 72 in the Wave XX (1987) documentation for details.

- 01. One year or less
- 99. NA; DK
- 00. Inap.: never worked full time; wife/"wife" was under age 18 when this question was asked; no wife/"wife" in FU (V18733=5); never worked (V18780=00)

V18782 'M1 CKPT: WTR NEW HEAD ' TLOC= 1990

M1. INTERVIEWER CHECKPOINT

- |       |      |    |  |
|-------|------|----|--|
| 2,669 | 11.1 | 1. | Reinterview family <u>and</u> FU has new head this year; splitoff family; Latino interview |
| 6,702 | 88.9 | 5. | All others (head is the same head as in 1989)  |

**NOTE:** V18783-V18855 are asked only when the FU acquires a new Head. In cases where the Head has remained the same person from the previous interview, these variables have been carried forward from the previous year's data with no updating or other change. Values for V18783-V18799 were brought forward from 1985 or earlier years, as indicated by V18919, but V18800-V18855 were asked of all Heads in 1985. See V18919 for the recency of this background information. These questions were asked about all Latino sample Heads.

V18783 'M2 STATE FA GREW UP HD' TLOC= 1991- 1992 MD=99

M2. Now I have some questions about your (HEAD'S) family and past experiences. Where did your father grow up? [MOST OF THE YEARS FROM AGES 6 TO 16--ACCEPT FATHER SUBSTITUTE]-FATHER'S STATE

---

See the note above.

Please refer to Appendix 1, wave XIV (1981) documentation, for PSID state and county codes.

99. NA; DK state  
00. Inap.: foreign country

V18784 'M2 CNTY FA GREW UP HD' TLOC= 1993- 1995 MD=999

M2. Now I have some questions about your (HEAD'S) family and past experiences. Where did your father grow up? [MOST OF THE YEARS FROM AGES 6 TO 16--ACCEPT FATHER SUBSTITUTE]-FATHER'S COUNTY

---

See the note preceding V18783.

Please refer to Appendix 1, wave XIV (1981) documentation, for PSID state and county codes.

999. NA; DK county

V18785 'M3 STATE MO GREW UP HD' TLOC= 1996- 1997 MD=99

M3. Where did your mother grow up? [ACCEPT MOTHER SUBSTITUTE]-MOTHER'S STATE

---

See the note preceding V18783.

Please refer to Appendix 1, wave XIV (1981) documentation, for PSID state and county codes.

99. NA; DK state  
00. Inap.: foreign country

V18786 'M3 CNTY MO GREW UP HD' TLOC= 1998- 2000 MD=999

M3. Where did your mother grow up? [ACCEPT MOTHER SUBSTITUTE]-MOTHER'S COUNTY

---

See the note preceding V18783.

Please refer to Appendix 1, wave XIV (1981) documentation, for PSID state and county codes.

999. NA; DK county

V18787 'M4 OCCUPATION OF FA HD' TLOC= '2001 MD=9

M4. What was your father's usual occupation when you were growing up? [ACCEPT FATHER SUBSTITUTE]

---

See the note preceding V18783.

642	9.5	1.	Professional, technical, and kindred workers
397	5.3	2.	Managers, officials, and proprietors
323	4.7	3.	Self-employed businessmen
475	6.5	4.	Clerical and sales workers
1,485	19.0	5.	Craftsmen, foremen, and kindred workers
1,381	15.3	6.	Operatives and kindred workers
1,624	10.4	7.	Laborers and service workers, farm laborers
1,544	16.7	8.	Farmers and farm managers
1,373	11.7	9.	Miscellaneous (armed services, protective workers); NA; DK
127	1.0	0.	Inap.: no father/surrogate; deceased; never worked

V18788 'M5 FIRST OCCUPATION HD' TLOC= 2002 MD=9

M5. Thinking of your (HEAD'S) first full-time regular job, what did you do?

---

See the note preceding V18783.

661	9.9	1.	Professional, technical, and kindred workers
143	1.9	2.	Managers, officials, and proprietors
33	0.5	3.	Self-employed businessmen
1,444	19.4	4.	Clerical and sales workers
734	8.0	5.	Craftsmen, foremen, and kindred workers
1,635	17.4	6.	Operatives and kindred workers
3,199	27.6	7.	Laborers and service workers, farm laborers
252	2.5	8.	Farmers and farm managers
903	9.1	9.	Miscellaneous (armed services, protective workers); NA; DK

367 3.7 0. Inap.: never worked

**V18788 'M6 # DIFF JOBS OR? HD' TLOC= 2003 MD=9**

M6. Have you had a number of different kinds of jobs, or have you mostly worked in the same occupation you started in, or what?

See the note preceding V18783.

3,543	36.8	1.	Have had a number of different kinds of jobs; mentions more than two kinds of jobs
1,001	9.8	3.	Both; have had a number of different kinds of jobs but mostly the same occupation; mentions two kinds of jobs
4,058	46.1	5.	Mostly the same occupation; same job all of working life
375	3.2	9.	NA; DK
394	4.1	0.	Inap.: never worked (V18788=0)

**V18790 'M7 GREW UP FARM OR? HD' TLOC= 2004 MD=9**

M7. Did you (HEAD) grow up on a farm, in a small town, in a large city, or what?

See the note preceding V18783.

2,014	22.0	1.	Farm; rural area; country
3,507	41.5	2.	Small town; any size town, suburb
3,582	32.9	3.	Large city; any size city
123	2.1	4.	Other; several different places; combination of places
145	1.5	9.	NA; DK

**V18791 'M8-9 STATE GREW UP HD' TLOC= 2005- 2006 MD=99**

M8. In what state and county was that?  
M9. What was the name of the nearest town?-STATE

See the note preceding V18783.

Please refer to Appendix 1, wave XIV (1981) documentation, for PSID state and county codes.

99. NA; DK state  
 00. Inap.: foreign country

**V18792 'M8-9 CNTY GREW UP HD' TLOC= 2007- 2009 MD=999**

M8. In what state and county was that?  
M9. What was the name of the nearest town?-COUNTY

See the note preceding V18783.

Please refer to Appendix 1, wave XIV (1981) documentation, for PSID state and county codes.

999. NA; DK county

**V18793 'M8-10 #REGIONS LIVED HD' TLOC= 2010 MD=9**

M8. In what state and county was that?  
M9. What was the name of the nearest town?  
M10. What other states or countries have you lived in, including time spent abroad while in the armed forces?-TOTAL NUMBER OF REGIONS LIVED IN

mean, excluding missing data = 1.7

See the note preceding V18783.

The region current at the time these questions were actually asked was also taken into account for the coding of this variable.

4,573	53.9	1.	Lived in one region
2,977	27.2	2.	Lived in two regions
961	9.9	3.	Lived in three regions
337	4.5	4.	Lived in four regions

382 - RAW DATA

104	1.0	5.	Lived in five regions
32	0.3	6.	Lived in six regions
5	0.1	7.	Lived in seven regions
12	0.1	8.	Lived in eight or more regions
370	3.0	9.	NA; DK

Region Code

NORTHEAST	NORTH CENTRAL	DEEP SOUTH	OTHER SOUTH WEST
Connecticut	Illinois	Alabama	Arkansas Arizona
Maine	Indiana	Georgia	Delaware California
Massachusetts	Iowa	Louisiana	Florida Colorado
New Hampshire	Kansas	Mississippi	Kentucky Idaho
New Jersey	Michigan	South Carolina	Maryland Montana
New York	Minnesota		North Carolina Nevada
Pennsylvania	Missouri		Oklahoma New Mexico
Rhode Island	Nebraska		Tennessee Oregon
Vermont	North Dakota		Texas Utah
	Ohio		Virginia Washington
	South Dakota		Washington, D.C. Wyoming
	Wisconsin		West Virginia

OTHER ENGLISH SPEAKING

Alaska  
Australia  
Canada  
Hawaii  
New Zealand  
South Africa  
United Kingdom  
West Indies

OTHER NON-ENGLISH SPEAKING

All others

V18794 'M8-10 #STATES LIVED HD' TLOC= 2011 MD=9

M8. In what state and county was that?  
M9. What was the name of the nearest town?  
M10. What other states or countries have you lived in, including time spent abroad while in the armed forces?-TOTAL NUMBER OF STATES/COUNTRIES LIVED IN

mean, excluding missing data = 2.1

See the note preceding V18783.

The state current at the time these questions were asked was also taken into account for the coding of this variable.

3,831	43.7	1.	Lived in one state/country
2,828	25.9	2.	Lived in two states/countries
1,080	11.4	3.	Lived in three states/countries
731	10.3	4.	Lived in four states/countries
213	2.4	5.	Lived in five states/countries
141	1.5	6.	Lived in six states/countries
62	0.7	7.	Lived in seven states/countries
113	1.3	8.	Lived in eight or more states/countries
372	3.0	9.	NA; DK

V18795 'M11 EVER MOVE FOR JOB? H' TLOC= 2012 MD=9

M11. Have you (HEAD) ever moved out of a community where you were living in order to take a job somewhere else?

See the note preceding V18783.

2,014	25.4	1.	Yes
6,972	69.5	5.	No
385	5.0	9.	NA; DK

V18796 'M12 NOT MOVED FOR JOB? H' TLOC= 2013 MD=9

M12. Have you (HEAD) ever turned down a job because you did not want to move?

See the note preceding V18783.

511	6.5	1.	Yes
6,186	59.3	5.	No
271	3.7	9.	NA; DK
2,403	30.5	0.	Inap.: 1968 Head is still Head of this FU; has never moved for job (V18795=1 or 9)

**V18797 'M13 PARENTS POOR OR? HD' TL0C= 2014 MD=9**

M13. Were your parents poor when you were growing up, pretty well off, or what?

---

See the note preceding V18783.

4,040	34.9	1.	Poor
3,130	39.8	3.	Average; "it varied"
1,810	21.3	5.	Pretty well off
391	4.1	9.	NA; DK; didn't live with parents

**V18798 'M14-15 EDUC OF FATHER H' TL0C= 2015 MD=9**

M14. How much education did your (HEAD'S) father have? [ACCEPT FATHER SUBSTITUTE]

M15. [IF FEWER THAN 6 GRADES] Could he read and write?

---

See the note preceding V18783.

1,015	7.0	1.	0-5 grades
3,378	36.4	2.	6-8 grades; "grade school"; DK but mentions could read and write
861	9.1	3.	9-11 grades (some high school); junior high
1,766	21.2	4.	12 grades (completed high school); "high school"
100	1.4	5.	12 grades plus nonacademic training; R.N. (no further elaboration)
422	6.3	6.	Some college, no degree; Associate's degree
477	7.1	7.	College BA and no advanced degree mentioned; normal school; R.N. with 3 years college; "college"
241	4.0	8.	College, advanced or professional degree, some graduate work; close to receiving degree
768	6.0	9.	NA; DK to both M14 and M15
343	1.5	0.	Inap.: could not read or write; NA, DK grade <u>and</u> could not read or write

**V18799 'M16-17 EDUC OF MOTHER H' TL0C= 2016 MD=9**

M16. How much education did your (HEAD'S) mother have? [ACCEPT MOTHER SUBSTITUTE]

M17. [IF FEWER THAN 6 GRADES] Could she read and write?

---

See the note preceding V18783.

947	6.7	1.	0-5 grades
2,577	25.2	2.	6-8 grades; "grade school"; DK but mentions could read and write
1,202	11.6	3.	9-11 grades (some high school); junior high
2,504	31.8	4.	12 grades (completed high school); "high school"
161	2.6	5.	12 grades plus nonacademic training; R.N. (no further elaboration)
484	6.9	6.	Some college, no degree; Associate's degree
369	5.2	7.	College BA and no advanced degree mentioned; normal school; R.N. with 3 years college; "college"
132	2.0	8.	College, advanced or professional degree, some graduate work; close to receiving degree
646	6.8	9.	NA; DK to both M16 and M17
349	1.2	0.	Inap.: could not read or write; NA, DK grade <u>and</u> could not read or write

**V18800 'M18 WTR BROTHERS HEAD' TL0C= 2017 MD=9**

M18. Now I have some questions about brothers and sisters. Did you (HEAD) have any brothers? [INCLUDE NATURAL SIBLINGS ONLY]

---

See the note preceding V18783.

7,784	79.9	1.	Yes
1,554	19.9	5.	No
33	0.2	9.	NA; DK

V18801 'M19 # BROTHERS HEAD' TLOC= 2018- 2019 MD=99

M19. How many brothers was that?

---

% nonzero = 79.9  
mean nonzero, excluding missing data = 2.4

See the note preceding V18783.

The values for this variable represent the actual number of Head's brothers.

99. NA; DK  
00. Inap.: none; no brothers (V18800=5 or 9)

V18802 'M20 ONLY BRO STILL ALIVE' TLOC= 2020 MD=9

M20. Is he still living?

---

See the note preceding V18783.

2,142	25.9	1.	Yes
243	3.4	5.	No
30	0.4	9.	NA; DK
6,956	70.4	0.	Inap.: no brothers (V18800=5 or 9); more than one brother (V18801=02-99)

V18803 'M21 ONLY BRO OLDR THAN H' TLOC= 2021 MD=9

M21. Was he older than you?

---

See the note preceding V18783.

1,130	13.8	1.	Yes
1,270	15.7	5.	No
15	0.1	9.	NA; DK
6,956	70.4	0.	Inap.: no brothers (V18800=5 or 9); more than one brother (V18801=02-99)

V18804 'M22 # BRO STILL ALIVE ' TLOC= 2022- 2023 MD=99

M22. How many of them are still living?

---

% nonzero = 47.5  
mean nonzero, excluding missing data = 2.8

See the note preceding V18783.

The values for this variable represent the number of Head's brothers still living if Head had more than one brother.

99. NA; DK  
00. Inap.: none; no brothers (V18800=5 or 9); less than two brothers (V18801=01 or 99)

V18805 'M23 ANY BRO OLDR THAN H ' TLOC= 2024 MD=9

M23. Were any of your brothers older than you?

---

See the note preceding V18783.

3,862	36.0	1.	Yes
1,460	13.9	5.	No
30	0.3	9.	NA; DK



4,019 49.9 0. Inap.: no brothers (V18800=5 or 9); less than two brothers (V18801=01 or 99)

V18806 'M24 WTR SISTERS HEA' TLOC= 2025 MD=9

M24. Did you have any sisters? [INCLUDE NATURAL SIBLINGS ONLY]

See the note preceding V18783.

7,664	77.6	1.	Yes
1,673	22.2	5.	No
34	0.2	9.	NA; DK

V18807 'M25 # SISTERS HEAD' TLOC= 2026- 2027 MD=99

M25. How many sisters was that?

% nonzero = 77.6  
mean nonzero, excluding missing data = 2.4

See the note preceding V18783.

The values for this variable represent the actual number of Head's sisters.

99. NA; DK  
00. Inap.: no sisters (V18806=5 or 9)

V18808 'M26 ONLY SIS STILL ALIVE' TLOC= 2028 MD=9

M26. Is she still living?

See the note preceding V18783.

2,236	28.1	1.	Yes
154	2.0	5.	No
30	0.4	9.	NA; DK
6,951	69.5	0.	Inap.: no sisters (V18806=5 or 9); more than one sister (V18807=02-99)

V18809 'M27 ONLY SIS OLDR THAN H' TLOC= 2029 MD=9

M27. Was she older than you?

See the note preceding V18783.

1,169	15.4	1.	Yes
1,241	15.0	5.	No
10	0.1	9.	NA; DK
6,951	69.5	0.	Inap.: no sisters (V18806=5 or 9); more than one sister (V18807=02-99)

V18810 'M28 # SIS STILL ALIVE ' TLOC= 2030- 2031 MD=99

M28. How many of them are still living?

% nonzero = 46.0  
mean nonzero, excluding missing data = 3.0

See the note preceding V18783.

The values for this variable represent the number of Head's sisters still living if Head had more than one sister.

99. NA; DK  
00. Inap.: none; no sisters (V18806=5 or 9); less than two sisters (V18807=01 or 99)

V18811 'M29 ANY SIS OLDR THAN H ' TLOC= 2032 MD=9

M29. Were any of your sisters older than you?

See the note preceding V18783.

## 386 - RAW DATA

3,815	33.7	1.	Yes
1,385	13.0	5.	No
29	0.3	9.	NA; DK
4,142	53.0	0.	Inap.: no sisters (V18806=5 or 9); less than two sisters (V18807=01 or 99)

## V18812 'M30 LIVE W BOTH PARENT H' TLOC= 2033 MD=9

M30. Were you living with both your natural parents most of the time until you were age 16?

---

See the note preceding V18783.

6,851	78.3	1.	Yes
2,455	21.3	5.	No
65	0.4	9.	NA; DK

## V18813 'M31 SPANISH DESCENT HD' TLOC= 2034 MD=9

M31. In order to get an idea of the different races and ethnic groups that participate in the study, I would like to ask you about your ethnic origin. Are you of Spanish or Hispanic descent, that is, Mexican, Mexican American, Chicano, Puerto Rican, Cuban, or other Spanish? [IF NECESSARY: Which one?]

---

See the note preceding V18783.

670	2.0	1.	Mexican
408	1.1	2.	Mexican American
35	0.1	3.	Chicano
423	0.9	4.	Puerto Rican
456	0.5	5.	Cuban
22	0.0	6.	Combination; more than one mention
142	0.6	7.	Other Spanish; Hispanic; Latino
86	0.9	9.	NA; DK
7,129	93.9	0.	Inap.: is not Spanish/Hispanic

## V18814 'M32 RACE OF HEAD 1' TLOC= 2035 MD=9

M32. And, are you white, black, American Indian, Aleut, Eskimo, Asian, Pacific Islander, or another race?--FIRST MENTION

---

See the note preceding V18783.

5,931	83.9	1.	White
2,734	13.6	2.	Black
69	0.3	3.	American Indian, Aleut, Eskimo
29	0.4	4.	Asian, Pacific Islander
459	1.2	5.	Mentions Latino origin or descent
79	0.2	6.	Mentions color other than black or white
20	0.1	7.	Other
50	0.2	9.	NA; DK

## V18815 'M32 RACE OF HEAD 2' TLOC= 2036 MD=9

M32. And, are you white, black, American Indian, Aleut, Eskimo, Asian, Pacific Islander, or another race?--SECOND MENTION

---

See the note preceding V18783.

15	0.1	1.	White
8	0.1	2.	Black
88	0.8	3.	American Indian, Aleut, Eskimo
3	0.0	4.	Asian, Pacific Islander
14	0.0	5.	Mentions Latino origin or descent
13	0.0	6.	Mentions color other than black or white
4	0.0	7.	Other
4	0.0	8.	More than two mentions
2	0.0	9.	NA; DK

9,220 99.0 0. Inap.: no second mention

V18816 'M33 WTR IN MILIT SERV H' TLOC= 2037 MD=9

M33. Have you ever been in the United States military service?

See the note preceding V18783.

2,073	27.1	1.	Yes
7,265	72.7	5.	No
33	0.2	9.	NA; DK

V18817 'M34 WTR GRADUATED HS HD' TLOC= 2038 MD=9

M34. Now I would like to talk about the education you (HEAD) have received. Did you graduate from high school, get a GED, or neither?

See the note preceding V18783.

5,748	70.4	1.	Graduated from high school
557	5.4	2.	Got a GED
3,024	23.8	3.	Neither
42	0.4	9.	NA; DK

V18818 'M35 MD GRADUATED HS HD' TLOC= 2039- 2040 MD=99

M35. In what month and year did you graduate?-MONTH

See the note preceding V18783.

105	1.6	01.	January; "winter"
29	0.4	02.	February
17	0.2	03.	March
22	0.3	04.	April; "spring"
1,565	19.6	05.	May
3,505	44.7	06.	June
45	0.4	07.	July; "summer"
24	0.2	08.	August
19	0.1	09.	September
3	0.0	10.	October; "fall"; "autumn"
11	0.2	11.	November
21	0.3	12.	December
217	1.3	98.	DK
165	1.3	99.	NA
3,623	29.6	00.	Inap.: did not graduate (V18817=2, 3 or 9)

V18819 'M35 YR GRADUATED HS HD' TLOC= 2041- 2042 MD=99

M35. In what month and year did you graduate?-YEAR

% nonzero = 70.4

mean nonzero, excluding missing data = 62.9

See the note preceding V18783.

The values for this variable in the range 01-90 indicate the last two digits of the year Head graduated.

97. Before 1901

98. DK

99. NA

00. Inap.: did not graduate (V18817=2, 3 or 9)

V18820 'M36 GRADE LEVEL IF GED H' TLOC= 2043- 2044 MD=99

M36. How many grades of school did you (HEAD) finish prior to getting your GED?

See the note preceding V18783.

		01.	Finished first grade
1	0.0	02.	Finished second grade

388 - RAW DATA

1	0.0	03.	Finished third grade
1	0.0	04.	Finished fourth grade
4	0.0	05.	Finished fifth grade
5	0.0	06.	Finished sixth grade
12	0.1	07.	Finished seventh grade
37	0.4	08.	Finished eighth grade
83	0.9	09.	Finished ninth grade
149	1.6	10.	Finished tenth grade
255	2.4	11.	Finished eleventh grade
9	0.0	99.	NA; DK
8,814	94.6	00.	Inap.: none; graduated or no GED (V18817=1, 3 or 9)

V18821 'M37 MO LAST IN SCH-GED H' TLOC= 2045- 2046 MD=99

M37. In what month and year did you last attend (GRADE IN M36)?-MONTH

See the note preceding V18783.

24	0.2	01.	January; "winter"
20	0.2	02.	February
15	0.1	03.	March
31	0.3	04.	April; "spring"
88	0.9	05.	May
125	1.3	06.	June
6	0.0	07.	July; "summer"
5	0.1	08.	August
21	0.3	09.	September
13	0.1	10.	October; "fall"; "autumn"
13	0.2	11.	November
23	0.2	12.	December
139	1.2	98.	DK
34	0.2	99.	NA
8,814	94.6	00.	Inap.: graduated or no GED (V18817=1, 3 or 9); finished no grades (V18820=00)

V18822 'M37 YR LAST IN SCH-GED H' TLOC= 2047- 2048 MD=99

M37. In what month and year did you last attend (GRADE IN M36)?-YEAR

% nonzero = 5.4  
 mean nonzero, excluding missing data = 63.9

See the note preceding V18783.

The values for this variable in the range 01-90 indicate the last two digits of the year Head last attended school.

- 97. Before 1901
- 98. DK
- 99. NA
- 00. Inap.: graduated or no GED (V18817=1, 3 or 9); finished no grades (V18820=00)

V18823 'M38 MO RECEIVED GED HD' TLOC= 2049- 2050 MD=99

M38. In what month and year did you receive your GED?-MONTH

See the note preceding V18783.

21	0.3	01.	January; "winter"
19	0.2	02.	February
24	0.3	03.	March
30	0.2	04.	April; "spring"
35	0.3	05.	May
79	0.8	06.	June
40	0.4	07.	July; "summer"
28	0.2	08.	August
26	0.2	09.	September
25	0.2	10.	October; "fall"; "autumn"
18	0.2	11.	November
21	0.2	12.	December

146 1.5 98. DK  
 45 0.4 99. NA  
 8,814 94.6 00. Inap.: graduated or no GED (V18817=1, 3 or 9)

**V18824 'M38 YR RECEIVED GED HD' TLOC= 2051- 2052 MD=99**

M38. In what month and year did you receive your GED?-YEAR

% nonzero = 5.4  
 mean nonzero, excluding missing data = 71.1

See the note preceding V18783.

The values for this variable in the range 01-90 indicate the last two digits of the year the GED was received.

- 97. Before 1901
- 98. DK
- 99. NA
- 00. Inap.: graduated or no GED (V18817=1, 3 or 9)

**V18825 'M39 GRD OF SCH FINISH H' TLOC= 2053- 2054 MD=99**

M39. How many grades of school did you (HEAD) finish?

See the note preceding V18783.

36	0.1	01.	Finished first grade
70	0.2	02.	Finished second grade
131	0.5	03.	Finished third grade
135	0.8	04.	Finished fourth grade
145	0.7	05.	Finished fifth grade
341	1.5	06.	Finished sixth grade
178	1.3	07.	Finished seventh grade
398	4.8	08.	Finished eighth grade
354	3.0	09.	Finished ninth grade
492	4.8	10.	Finished tenth grade
597	5.3	11.	Finished eleventh grade
51	0.2	99.	NA; DK
6,443	76.7	00.	Inap.: none; graduated or GED (V18817=1, 2 or 9)

**V18826 'M40 MO LAST IN SCH-NONGR' TLOC= 2055- 2056 MD=99**

M40. In what month and year did you last attend (GRADE IN M39)?-MONTH

See the note preceding V18783.

61	0.7	01.	January; "winter"
39	0.4	02.	February
43	0.4	03.	March
76	0.7	04.	April; "spring"
312	2.8	05.	May
519	4.6	06.	June
16	0.1	07.	July; "summer"
9	0.1	08.	August
45	0.5	09.	September
42	0.5	10.	October; "fall"; "autumn"
33	0.4	11.	November
43	0.5	12.	December
1,333	9.6	98.	DK
357	2.1	99.	NA
6,443	76.7	00.	Inap.: graduated or GED (V18817=1, 2 or 9); finished no grades of school (V18825=00)

**V18827 'M40 YR LAST IN SCH-NONGR' TLOC= 2057- 2058 MD=99**

M40. In what month and year did you last attend (GRADE IN M39)?-YEAR

% nonzero = 23.3  
 mean nonzero, excluding missing data = 51.7

See the note preceding V18783.

The values for this variable in the range 01-90 indicate the last two digits of the year Head last attended school.

- 97. Before 1901
- 98. DK
- 99. NA
- 00. Inap.: graduated or GED (V18817=1, 2 or 9); finished no grades of school (V18825=00)

V18828 'M41 WTR ATTEND COLLEGE H' TLOC= 2059 MD=9

M41. Did you attend college?

See the note preceding V18783.

3,519	45.4	1.	Yes
5,744	53.9	5.	No
108	0.7	9.	NA; DK

V18829 'M42 MO LAST ATTND COLL H' TLOC= 2060- 2061 MD=99

M42. In what month and year did you last attend college?-MONTH

See the note preceding V18783.

153	2.0	01.	January; "winter"
83	1.0	02.	February
99	1.3	03.	March
202	2.9	04.	April; "spring"
839	11.4	05.	May
802	11.6	06.	June
70	0.9	07.	July; "summer"
179	2.5	08.	August
136	1.3	09.	September
64	0.7	10.	October; "fall"; "autumn"
61	0.7	11.	November
351	4.2	12.	December
23	0.4	96.	Still in school
279	2.9	98.	DK
178	1.6	99.	NA
5,852	54.6	00.	Inap.: no college (V18828=5 or 9)

V18830 'M42 YR LAST ATTND COLL H' TLOC= 2062- 2063 MD=99

M42. In what month and year did you last attend college?-YEAR

% nonzero = 45.4  
mean nonzero, excluding missing data = 72.7

See the note preceding V18783.

The values for this variable in the range 01-90 indicate the last two digits of the year Head last attended college.

- 96. Still in school
- 97. Before 1901
- 98. DK
- 99. NA
- 00. Inap.: no college (V18828=5 or 9)

V18831 'M43 HGHST YR COLL COMP H' TLOC= 2064 MD=9

M43. What is the highest year of college you have completed?

See the note preceding V18783.

539	6.1	1.	Completed one year
802	9.1	2.	Completed two years
293	3.6	3.	Completed three years

845	12.5	4.	Completed four years
589	9.3	5.	Completed five or more years
47	0.5	9.	NA; DK
6,256	59.0	0.	Inap.: less than one year; no college (V18828=5 or 9)

**V18832 'M44 WTR RECD COLL DEG H' TLOC= 2065 MD=9**

M44. Did you receive a college degree?

See the note preceding V18783.

1,709	24.4	1.	Yes
1,382	16.3	5.	No
24	0.3	9.	NA; DK
6,256	59.0	0.	Inap.: no college (V18828=5 or 9); less than one year (V18831=0)

**V18833 'M45 HGHST COLL DEG REC H' TLOC= 2066- 2067 MD=99**

M45. What is the highest college degree you have received?

See the note preceding V18783.

292	3.2	01.	AA; Associate of Arts
964	14.6	02.	Bachelor of Arts/Science/Letters; BA; BS
261	4.3	03.	Master of Arts/Science; MA; MS; MBA
43	0.7	04.	Doctorate; Ph.D (except 05 and 06)
51	0.7	05.	LLB; JD (law degrees)
33	0.4	06.	MD; DDS; DVM; DO (medical degrees)
		08.	Honorary degree
17	0.2	97.	Other
11	0.0	98.	DK
37	0.2	99.	NA
7,662	75.6	00.	Inap.: no college (V18828=5 or 9); less than one year (V18831=0); no college degree (V18832=5 or 9)

**V18834 'M48 MD RECD COLL DEG HD' TLOC= 2068- 2069 MD=99**

M48. In what month and year did you receive that degree?-MONTH

See the note preceding V18783.

56	0.9	01.	January; "winter"
17	0.2	02.	February
31	0.5	03.	March
33	0.6	04.	April; "spring"
533	7.6	05.	May
572	9.0	06.	June
32	0.5	07.	July; "summer"
136	2.1	08.	August
27	0.3	09.	September
7	0.1	10.	October; "fall"; "autumn"
11	0.1	11.	November
152	1.7	12.	December
68	0.5	98.	DK
34	0.3	99.	NA
7,662	75.6	00.	Inap.: no college (V18828=5 or 9); less than one year (V18831=0); no college degree (V18832=5 or 9)

**V18835 'M48 YR RECD COLL DEG HD' TLOC= 2070- 2071 MD=99**

M48. In what month and year did you receive that degree?-YEAR

% nonzero = 24.4  
 mean nonzero, excluding missing data = 71.6

See the note preceding V18783.

The values for this variable in the range 01-90 indicate the last two digits of the year Head received the degree.

- 97. Before 1901
- 98. DK
- 99. NA
- 00. Inap.: no college (V18828=5 or 9); less than one year (V18831=0); no college degree (V18832=5 or 9)

**V18836 'M49 WTR REC OTR DEG/CERT' TLOC= 2072 MD=9**

M49. Did you (HEAD) receive any other degree or a certificate through a vocational school, a training school, or an apprenticeship program?

See the note preceding V18783.

2,253	25.0	1.	Yes
7,040	74.3	5.	No
78	0.7	9.	NA; DK

**V18837 'M49 # OTR DEG/CERT REC ' TLOC= 2073 MD=9**

M49. Did you (HEAD) receive any other degree or a certificate through a vocational school, a training school, or an apprenticeship program?

M54. Did you receive any other training degree or certificate?-TOTAL NUMBER OF DEGREES OR CERTIFICATES

See the note preceding V18783.

1,676	18.1	1.	One
379	4.2	2.	Two
138	1.6	3.	Three
23	0.4	4.	Four
9	0.1	5.	Five
7	0.1	6.	Six
		7.	Seven
9	0.1	8.	Eight or more
12	0.2	9.	NA; DK
7,118	75.0	0.	Inap.: no certificate (V18836=5 or 9)

**V18838 'M50 TYPE OTR DEG/CERT 1 ' TLOC= 2074 MD=9**

M50. What type of degree or certificate was that?-FIRST MENTION

See the note preceding V18783.

133	1.8	1.	Degree
786	8.9	2.	Certificate
142	2.1	3.	License
78	1.1	4.	Diploma ( <u>not</u> high school)
101	1.3	7.	Other
1,013	9.7	9.	NA; DK
7,118	75.0	0.	Inap.: no certificate (V18836=5 or 9)

**V18839 'M51 FIELD OF DEG/CERT 1 ' TLOC= 2075- 2076 MD=99**

M51. In what field was that?-FIRST MENTION

See the note preceding V18783.

424	4.1	01.	Skilled Crafts: Mechanic/repairperson; auto/appliance/ computer; Printer; Machinist; tool and dye
188	1.7	02.	Machine operator (semi-skilled); welding, press operator; grinder, plater, sailor; meat cutter; truck driver; Hi-lo operator; test driver
123	1.6	03.	Technician (exc. medical); recording engineer; "electronics"; nuclear technician
178	2.1	04.	Construction/building trades; carpenter, plumber, electrician, mason, roofer, housepainter
89	1.2	05.	Business management; restaurant management; retail mgt.; "leadership"



86	1.1	06.	Sales/Retailing; telemarketing; buyer; Insurance underwriter; real estate; travel agent
57	0.6	07.	Food Service/restaurant workers (exc. management): Bartender; waitress, cook, "culinary arts"
29	0.3	08.	Drafting; surveyor; mech. drawing; cartographer
92	1.0	09.	Secretarial; typing, steno, wordprocessing
110	1.0	10.	Other office/clerical; bookkeeping; stock or parts clerk; computer operator; receptionist, bank teller; keypuncher
23	0.3	11.	Computer programming
37	0.3	12.	"Computer," n.e.c.
72	0.9	13.	Cosmetology; barber; hair stylist; manicurist
233	2.7	14.	Health related: First Aid; nurses aid; LPN; medical office assistant; pharmacists assistant; CPR, EMT
89	1.0	15.	Law enforcement; "jailer training"; military police; firefighter
10	0.2	16.	Advertising; photography
47	0.7	17.	Engineering; electrical, mechanical, etc.
20	0.3	18.	Art; music; drama; dance
12	0.0	19.	Foreign language
15	0.1	20.	Religion
273	3.1	97.	Other
46	0.5	99.	NA: DK
7,118	75.0	00.	Inap.: no certificate (V18836=5 or 9)

V18840 'M52 INST/ORG DEG/CERT 1 / TLOC= 2077- 2078 MD=99

M52. From what type of institution or organization was that?-FIRST MENTION

See the note preceding V18783.

650	6.6	01.	Vocational/trade school
179	2.0	02.	Community college; junior college
162	1.9	03.	Business school or financial institute; secretarial school
170	1.8	04.	Armed forces
50	0.5	05.	High school
92	1.2	06.	Hospital/health care facility or school
53	0.7	07.	Cosmetology/beauty/barber school
44	0.5	08.	Police academy; firefighter training program
229	2.1	09.	Job training through city./county/state/federal government, except 08
194	2.4	10.	Training by private employer
18	0.1	11.	Religious institution; bible college/school
256	3.6	97.	Other
156	1.5	99.	NA; DK
7,118	75.0	00.	Inap.: no certificate (V18836=5 or 9)

V18841 'M53 MO REC DEG/CERT 1 / TLOC= 2079- 2080 MD=99

M53. In what month and year did you receive that degree or certificate?- MONTH OF FIRST MENTION

See the note preceding V18783.

92	1.0	01.	January; "winter"
77	1.0	02.	February
98	1.1	03.	March
100.	1.4	04.	April; "spring"
217	2.5	05.	May
366	4.2	06.	June
99	1.1	07.	July; "summer"
128	1.5	08.	August
123	1.3	09.	September
94	1.1	10.	October; "fall"; "autumn"
74	0.9	11.	November
105	1.2	12.	December
509	5.2	98.	DK
171	1.7	99.	NA
7,118	75.0	00.	Inap.: no certificate (V18836=5 or 9)

V18842 'M53 YR REC DEG/CERT 1 / TLOC= 2081- 2082 MD=99

**M53. In what month and year did you receive that degree or certificate?-YEAR OF FIRST MENTION**

---

% nonzero = 25.0

mean nonzero, excluding missing data = 70.1

See the note preceding V18783.

The values for this variable in the range 01-90 indicate the last 2 digits of the year this degree or certificate was received.

- 97. Before 1901
- 98. DK
- 99. NA
- 00. Inap.: no certificate (V18836=5 or 9)

**V18843 'M50 TYPE OTR DEG/CERT 2 ' TLOC= 2083 MD=9**

**M50. What type of degree or certificate was that?-SECOND MENTION**

---

See the note preceding V18783.

19	0.2	1.	Degree
218	2.8	2.	Certificate
30	0.5	3.	License
13	0.1	4.	Diploma ( <u>not</u> high school)
27	0.4	7.	Other
270	2.8	9.	NA; DK
8,794	93.1	0.	Inap.: no certificate (V18836=5 or 9); one certificate (V18837=1)

**V18844 'M51 FIELD OF DEG/CERT 2 ' TLOC= 2084- 2085 MD=99**

**M51. In what field was that?-SECOND MENTION**

---

See the note preceding V18783.

97	0.9	01.	Skilled Crafts: Mechanic/repairperson; auto/appliance/computer; Printer; Machinist; tool and dye
34	0.4	02.	Machine operator (semi-skilled); welding, press operator; grinder, plater, sailor; meat cutter; truck driver; Hi-lo operator; test driver
53	0.8	03.	Technician (exc. medical); recording engineer; "electronics"; nuclear technician
36	0.5	04.	Construction/building trades; carpenter, plumber, electrician, mason, roofer, housepainter
30	0.3	05.	Business management; restaurant management; retail mgt.; "leadership"
25	0.4	06.	Sales/Retailing; telemarketing; buyer; Insurance underwriter; real estate; travel agent
11	0.1	07.	Food Service/restaurant workers (exc. management): Bartender; waitress, cook, "culinary arts"
8	0.1	08.	Drafting; surveyor; mech. drawing; cartographer
19	0.2	09.	Secretarial; typing, steno, wordprocessing
15	0.2	10.	Other office/clerical; bookkeeping; stock or parts clerk; computer operator; receptionist, bank teller; keypuncher
7	0.1	11.	Computer programming
9	0.1	12.	"Computer," n.e.c.
4	0.1	13.	Cosmetology; barber; hair stylist; manicurist
58	0.6	14.	Health related: First Aid; nurses aid; LPN; medical office assistant; pharmacists assistant; CPR, EMT
28	0.4	15.	Law enforcement; "jailer training"; military police; firefighter
1	0.0	16.	Advertising; photography
9	0.2	17.	Engineering; electrical, mechanical, etc.
5	0.0	18.	Art; music; drama; dance
1	0.0	19.	Foreign language
3	0.0	20.	Religion
103	1.2	97.	Other
21	0.2	99.	NA; DK

8,794 93.1 00. Inap.: no certificate (V18836=5 or 9); one certificate (V18837=1)

V18845 'M52 INST/ORG DEG/CERT 2 / TL0C= 2086- 2087 MD=99

M52. From what type of institution or organization was that?-SECOND MENTION

See the note preceding V18783.

106	1.2	01.	Vocational/trade school
48	0.5	02.	Community college; junior college
27	0.3	03.	Business school or financial institute; secretarial school
73	0.8	04.	Armed forces
10	0.2	05.	High school
15	0.2	06.	Hospital/health care facility or school
4	0.1	07.	Cosmetology/beauty/barber school
18	0.3	08.	Police academy; firefighter training program
61	0.5	09.	Job training through city/county/state/federal government, except 08
86	1.1	10.	Training by private employer
3	0.0	11.	Religious institution; bible college/school
79	1.0	97.	Other
47	0.6	99.	NA; DK
8,794	93.1	00.	Inap.: no certificate (V18836=5 or 9); one certificate (V18837=1)

V18846 'M53 MO REC DEG/CERT 2 / TL0C= 2088- 2089 MD=99

M50. In what month and year did you receive that degree or certificate?-MONTH OF SECOND MENTION

See the note preceding V18783.

22	0.3	01.	January; "winter"
19	0.2	02.	February
29	0.3	03.	March
24	0.3	04.	April; "spring"
50	0.6	05.	May
67	0.8	06.	June
19	0.3	07.	July; "summer"
33	0.4	08.	August
27	0.2	09.	September
24	0.3	10.	October; "fall"; "autumn"
20	0.2	11.	November
18	0.2	12.	December
138	1.5	98.	DK
87	1.1	99.	NA
8,794	93.1	00.	Inap.: no certificate (V18836=5 or 9); one certificate (V18837=1)

V18847 'M53 YR REC DEG/CERT 2 / TL0C= 2090- 2091 MD=99

M53. In what month and year did you receive that degree or certificate?-YEAR OF SECOND MENTION

% nonzero = 6.9  
 mean nonzero, excluding missing data = 73.9

See the note preceding V18783.

The values for this variable in the range 01-90 indicate the last two digits of the year this degree or certificate was received.

97. Before 1901  
 98. DK  
 99. NA  
 00. Inap.: no certificate (V18836=5 or 9); one certificate (V18837=1)

V18848 'M50 TYPE OTR DEG/CERT 3 / TL0C= 2092 MD=9

M50. What type of degree or certificate was that?-THIRD MENTION

See the note preceding V18783.

4	0.1	1.	Degree
83	1.1	2.	Certificate
8	0.1	3.	License
1	0.0	4.	Diploma ( <u>not</u> high school)
8	0.1	7.	Other
94	1.1	9.	NA; DK
9,173	97.4	0.	Inap.: no certificate (V18836=5 or 9); less than three certificates (V18837=1 or 2)

## V18849 'M51 FIELD OF DEG/CERT 3 ' TLOC= 2093- 2094 MD=99

M51. In what field was that?-THIRD MENTION

See the note preceding V18783.

29	0.4	01.	Skilled Crafts: Mechanic/repairperson; auto/appliance/computer; Printer; Machinist; tool and dye
8	0.1	02.	Machine operator (semi-skilled): welding, press operator; grinder, plater, sailor; meat cutter; truck driver; Hi-lo operator; test driver
16	0.3	03.	Technician (exc. medical); recording engineer; "electronics"; nuclear technician
13	0.1	04.	Construction/building trades: carpenter, plumber, electrician, mason, roofer, housepainter
11	0.1	05.	Business management; restaurant management; retail mgt.; "leadership"
10	0.2	06.	Sales/Retailing; telemarketing; buyer; Insurance underwriter; real estate; travel agent
1		07.	Food Service/restaurant workers (exc. management): Bartender; waitress, cook, "culinary arts"
3	0.1	08.	Drafting; surveyor; mech. drawing; cartographer
2	0.0	09.	Secretarial; typing, steno, wordprocessing
4	0.1	10.	Other office/Clerical; bookkeeping; stock or parts clerk; computer operator; receptionist, bank teller; keypuncher
3	0.0	11.	Computer programming
8	0.1	12.	"Computer," n.e.c.
2	0.0	13.	Cosmetology; barber; hair stylist; manicurist
11	0.1	14.	Health related: First Aid; nurses aid; LPN; medical office assistant; pharmacists assistant; CPR, EMT
16	0.2	15.	Law enforcement; "jailer training"; military police; firefighter
		16.	Advertising; photography
3	0.0	17.	Engineering; electrical, mechanical, etc.
1	0.0	18.	Art; music; drama; dance
1	0.0	19.	Foreign language
		20.	Religion
41	0.6	97.	Other
15	0.2	99.	NA; DK
9,173	97.4	00.	Inap.: no certificate (V18836=5 or 9); less than three certificates (V18837=1 or 2)

## V18850 'M52 INST/ORG DEG/CERT 3 ' TLOC= 2095- 2096 MD=99

M52. From what type of institution or organization was that?-THIRD MENTION

See the note preceding V18783.

27	0.3	01.	Vocational/trade school
14	0.2	02.	Community college; junior college
4	0.1	03.	Business school or financial institute; secretarial school
37	0.4	04.	Armed forces
2	0.1	05.	High school
2	0.0	06.	Hospital/health care facility or school
		07.	Cosmetology/beauty/barber school
3	0.1	08.	Police academy; firefighter training program
29	0.4	09.	Job training through city/county/state/federal government, except 08

36	0.6	10.	Training by private employer
		11.	Religious institution; bible college/school
25	0.3	97.	Other
19	0.3	99.	NA; DK
9,173	97.4	00.	Inap.: no certificate (V18836=5 or 9); less than three certificates (V18837=1 or 2)

**V18851 'M53 MO REC DEG/CERT 3 / TLOC= 2097- 2098 MD=99**

**M53. In what month and year did you receive that degree or certificate? - MONTH OF THIRD MENTION**

---

See the note preceding V18783.

8	0.2	01.	January; "winter"
7	0.1	02.	February
7	0.1	03.	March
4	0.1	04.	April; "spring"
16	0.2	05.	May
18	0.2	06.	June
8	0.1	07.	July; "summer"
6	0.1	08.	August
8	0.1	09.	September
7	0.1	10.	October; "fall"; "autumn"
4	0.1	11.	November
7	0.1	12.	December
54	0.7	98.	DK
44	0.6	99.	NA
9,173	97.4	00.	Inap.: no certificate (V18836=5 or 9); less than three certificates (V18837=1 or 2)

**V18852 'M53 YR REC DEG/CERT 3 / TLOC= 2099- 2100 MD=99**

**M53. In what month and year did you receive that degree or certificate? - YEAR OF THIRD MENTION**

---

% nonzero = 2.6  
mean nonzero, excluding missing data = 76.2

See the note preceding V18783.

The values for this variable in the range 01-90 indicate the last two digits of the year this degree or certificate was received.

97.	Before 1901
98.	DK
99.	NA
00.	Inap.: no certificate (V18836=5 or 9); less than three certificates (V18837=1 or 2)

**V18853 'M55-56 RELIGIOUS PREF H' TLOC= 2101- 2102 MD=99**

**M55. Is your religious preference Protestant, Catholic, or Jewish, or what?**  
**M56. What denomination is that?**

---

See the note preceding V18783.

2,972	24.6	01.	Roman Catholic
152	3.6	02.	Jewish
2,546	21.6	03.	Baptist
361	6.6	04.	Lutheran
763	10.8	05.	Methodist; African Methodist
198	3.5	06.	Presbyterian
103	1.8	07.	Episcopalian
238	3.2	08.	Protestant unspecified
659	9.6	09.	Other Protestant
39	0.4	10.	Other non-Christian: Muslim, Rastafarian, etc.
48	0.7	11.	Latter Day Saints; Mormon
92	0.4	12.	Jehovah's Witnesses
12	0.2	13.	Greek/Russian/Eastern Orthodox
155	1.5	14.	"Christian"

## 398 - RAW DATA

9	0.1	15.	Unitarian; Universalist
3	0.1	16.	Christian Science
23	0.1	17.	Seventh Day Adventist
235	1.8	18.	Pentecostal; Assembly of God
3	0.0	19.	Amish; Mennonite
2	0.1	20.	Quaker; Friends
4	0.1	21.	Church of God
1	0.0	22.	United Church of Christ; Congregational Church
		23.	Reformed, Christian Reformed
7	0.1	24.	Disciples of Christ; United Christian; First Christian; Christian Holiness
2	0.0	25.	Churches of Christ
1	0.0	97.	Other
97	1.0	99.	NA; DK
646	8.1	00.	None; atheist; agnostic

**NOTE:** V18854-V18855 do not take account of changes in Head's employment history since these questions were actually asked. The user may update these variables by recoding data for subsequent years.

V18854 'M57 #YR WRKD SINCE 18 H' TL0C= 2103- 2104 MD=99

M57. How many years altogether have you (HEAD) worked for money since you were 18?

% nonzero = 96.6  
mean nonzero, excluding missing data = 21.1

See the notes above and preceding V18783.

The values for this variable represent in whole years the actual amount of time the Head had worked since the age of 18 until the time of the interview. In 1985, this question was reasked only of then-current Heads who had worked at all since January 1, 1984; all other 1985 Heads were updated. See Section I, Part 5, p. 72 in the Wave XX (1987) documentation for details.

01. One year or less  
99. NA; DK  
00. Inap.: never worked; head was under age 18 when this question was asked

V18855 'M58 #YR WRKD FULL-TIME H' TL0C= 2105- 2106 MD=99

M58. How many of these years did you work full-time for most or all of the year?

% nonzero = 92.1  
mean nonzero, excluding missing data = 19.5

See the notes preceding V18783 and V18854.

The values for this variable represent in whole years the actual amount of time the Head had worked full time since the age of 18 until the time of the interview. In 1985, this question was reasked only of then-current Heads who had worked at all since January 1, 1984; all other 1985 Heads were updated. See Section I, Part 5, p. 72 in the Wave XX (1987) documentation for details.

01. One year or less  
98. Ninety-eight years or more  
99. NA; DK  
00. Inap.: never worked full time; head was under age 18 when this question was asked; never worked (V18854=00 or 99)

V18856 'FS7 WHO WAS RESPONDENT ' TL0C= 2107 MD=9

Item 7. Who was your Respondent?

6,942	79.1	1.	Head
2,269	19.2	2.	Wife/"Wife"

145 1.5 7. Someone other than Head or Wife/"Wife"  
 15 0.3 9. NA

**V18857 'FS8 # OF INTERVWR CALLS ' TLOC= 2108- 2109 MD=99**

Item 8. Total number of calls required to obtain interview

% nonzero = 99.9  
 mean nonzero, excluding missing data = 4.3  
 00. Inap.: none; mail interview  
 99. NA

**V18858 'LANGUAGE OF IW ENGLISH? ' TLOC= 2110 MD=9**

Item 9. Language of Interview [CHECK ALL THAT APPLY]

1. ENGLISH

8,157	97.3	1.	English is language of interview
1,165	2.2	5.	English is not language of interview
49	0.5	9.	NA; DK

**V18859 'LANGUAGE OF IW SPANISH? ' TLOC= 2111 MD=9**

Item 9. Language of Interview [CHECK ALL THAT APPLY]

2. SPANISH

1,268	2.3	1.	Spanish is language of interview
8,054	97.2	5.	Spanish is not language of interview
49	0.5	9.	NA; DK

**V18860 'LANGUAGE OF IW OTHER? ' TLOC= 2112 MD=9**

Item 9. Language of Interview [CHECK ALL THAT APPLY]

3. OTHER (SPECIFY)

8	0.1	1.	Language other than English or Spanish
9,315	99.5	5.	No language other than English or Spanish
48	0.5	9.	NA; DK

**V18861 '# OF INDIVIDUAL RECORDS ' TLOC= 2113- 2114**

Total Number of Individual Data Records Associated with 1990 Family Unit

The values for this variable represent the number of individual-level data records on the merged family-individual tape having the same family-level data in 1990, that is, all persons in the family in 1990 and any institutionalized individuals associated with the family, as well as any movers-out between 1989 and 1990 who are not included in another responding family.

**V18862 'H+W 1989 FED TAXES ' TLOC= 2115- 2120 MD=999999**

Total Estimated Federal Income Taxes of 1990 Head and Wife/"Wife" for 1989 Tax Year

% nonzero = 78.4  
 mean nonzero, including negative values = 5,121.4

The values for this variable in the range -00910 through 999997 represent the actual estimate made for taxes.

V18862 and V18863 were computed using the following variables:

- V17851 Taxable Income of Head and Wife/"Wife"
- V17856 Total Number of Exemptions
- V17857 Tax Table Used

Negative values are allowed for this variable for those eligible for the earned income credit and whose taxes are less than the amount of the credit. For highly detailed information on the PSID's estimation of taxes, see the

400 - GENERATED DATA

1985 (wave XVIII) documentation volume, pp. 91-100. Additionally, check Section 1, Part 5 of this volume for updating rules since then.

-00910. Negative taxes for those with the maximum earned income credit  
000000. None  
999998. \$998,999 or more  
999999. NA

**V18863 'H+W 89 MARGINAL TAX RATE' TLOC= 2121- 2122 MD=99**

Marginal Tax Rate for 1990 Head's and Wife's/"Wife's" 1989 Estimated Federal Income Taxes

% nonzero = 73.9  
mean nonzero = 20.3

The values for this variable represent the actual marginal tax rate based on Head and Wife's/"Wife's" taxable income, number of exemptions, and the tax table used. See the 1985 (wave XVIII) documentation volume, pp. 91-100, for a complete description of the tax variables. Additionally, check Section 1, Part 5 of this volume for updating rules since then.

99. NA  
00. Zero taxes

**V18864 '1ST XTRA ERNER 89 TAXES ' TLOC= 2123- 2127 MD=99999**

Estimated Federal Income Taxes of First Extra Earner for 1989 Tax Year

% nonzero = 16.1  
mean nonzero, including negative values = 1,827.5

The values for this variable in the range -0910 through 99997 represent the actual estimate made for taxes. Negative values are allowed here for former Heads and Wives/"Wives" eligible for the earned income credit and whose taxes are less than the amount of the credit. Incomes for those who are not current Heads or Wives/"Wives" are coded only for the part of the year that they were in the family in 1989. This estimate of tax liability takes account of that fact. See Section I, Part 5 of this volume for further details.

V18864 and V18865 were computed using the following variables:

V17976 Percent Proration of First Extra Earner  
V17977 Taxable Income  
V17978 Total Number of Exemptions  
V17979 Tax Table Used

See the 1985 (wave XVIII) documentation volume, pp. 91-100, for a complete description of the tax variables. Additionally, check Section 1, Part 5 of this volume for updating rules since then.

-0910. Negative taxes for those with the maximum earned income credit  
99998. \$99,998 or more  
99999. NA  
00000. Inap.: none; no such person

**V18865 'MARG TAX RATE ERNR ONE ' TLOC= 2128- 2129 MD=99**

Marginal Tax Rate of First Extra Earner for 1989 Tax Year

% nonzero = 16.2  
mean nonzero = 17.7

The values for this variable represent the actual marginal tax rate based on this person's percent proration, taxable income, number of exemptions, and the tax table used.

See the 1985 (wave XVIII) documentation volume, pp. 91-100, for a complete description of the tax variables. Additionally, check Section 1, Part 5 of this volume for updating rules since then.



99. NA

00. Inap.: zero taxes: no such person

**V18866 '2ND XTRA ERNER 89 TAXES ' TLOC= 2130- 2134 MD=99999**Estimated Federal Income Taxes of Second Extra Earner for 1989 Tax Year

% nonzero = 0.8  
 mean nonzero = 794.1

The values for this variable in the range 00001-99997 represent the actual estimate made for taxes. Incomes for those who are not current Heads or Wives/"Wives" are coded only for the part of the year that they were in the family in 1989. This estimate of tax liability takes account of that fact. See Section I, Part 5 of this volume for further details.

V18866 and V18867 were computed using the following variables:

V17981 Percent Proration of Second Extra Earner  
 V17982 Taxable Income  
 V17983 Total Number of Exemptions  
 V17984 Tax Table Used

See the 1985 (wave XVIII) documentation volume, pp. 91-100, for a complete description of the tax variables. Additionally, check Section 1, Part 5 of this volume for updating rules since then.

99998. \$99,998 or more  
 99999. NA  
 00000. Inap.: none; no such person

**V18867 'MARG TAX RATE ERNR TWD ' TLOC= 2135- 2136 MD=99**Marginal Tax Rate of Second Extra Earner for 1989 Tax Year

% nonzero = 0.8  
 mean nonzero = 16.9

The values for this variable represent the actual marginal tax rate based on this person's percent proration, taxable income, number of exemptions, and the tax table used.

See the 1985 (wave XVIII) documentation volume, pp. 91-100, for a complete description of the tax variables. Additionally, check Section 1, Part 5 of this volume for updating rules since then.

99. NA  
 00. Inap.: zero taxes: no such person

**V18868 '3RD XTRA ERNER 89 TAXES ' TLOC= 2137- 2141 MD=99999**Estimated Federal Income Taxes of Third Extra Earner for 1989 Tax Year

% nonzero = 0.6  
 mean nonzero = 1,150.0

The values for this variable in the range 00001-99997 represent the actual estimate made for taxes. Incomes for those who are not current Heads or Wives/"Wives" are coded only for the part of the year that they were in the family in 1989. This estimate of tax liability takes account of that fact. See Section I, Part 5 of this volume for further details.

V18868 and V18869 were computed using the following variables:

V17986 Percent Proration of Third Extra Earner  
 V17987 Taxable Income  
 V17988 Total Number of Exemptions  
 V17989 Tax Table Used

See the 1985 (wave XVIII) documentation volume, pp. 91-100, for a complete description of the tax variables. Additionally, check Section 1, Part 5 of this volume for updating rules since then.

402 - GENERATED DATA

99998. \$99,998 or more  
99999. NA  
00000. Inap.: none; no such person

V18869 'MARG TAX RATE ERNR THREE' TLOC= 2142- 2143 MD=99

Marginal Tax Rate of Third Extra Earner for 1989 Tax Year

% nonzero = 0.6  
mean nonzero = 16.6

The values for this variable represent the actual marginal tax rate based on this person's percent proration, taxable income, number of exemptions, and tax table used.

See the 1985 (wave XVIII) documentation volume, pp. 91-100, for a complete description of the tax variables. Additionally, check Section 1, Part 5 of this volume for updating rules since then.

99. NA  
00. Inap.: zero taxes; no such person

V18870 '4TH XTRA ERNER 89 TAXES ' TLOC= 2144- 2148 MD=99999

Estimated Federal Income Taxes of Fourth Extra Earner for 1989 Tax Year

% nonzero = 0.0  
mean nonzero = 159.0

The values for this variable in the range 00001-99997 represent the actual estimate made for taxes. Incomes for those who are not current Heads or Wives/"Wives" are coded only for the part of the year that they were in the family in 1989. This estimate of tax liability takes account of that fact. See Section I, Part 5 of this volume for further details.

V18870 and V18871 were computed using the following variables:

V17991 Percent Proration of Fourth Extra Earner  
V17992 Taxable Income  
V17993 Total Number of Exemptions  
V17994 Tax Table Used

See the 1985 (wave XVIII) documentation volume, pp. 91-100, for a complete description of the tax variables. Additionally, check Section 1, Part 5 of this volume for updating rules since then.

99998. \$99,998 or more  
99999. NA  
00000. Inap.: none; no such person

V18871 'MARG TAX RATE ERNR FOUR ' TLOC= 2149- 2150 MD=99

Marginal Tax Rate of Fourth Extra Earner for 1989 Tax Year

% nonzero = 0.0  
mean nonzero = 15.0

The values for this variable represent the actual marginal tax rate based on this person's percent proration, taxable income, number of exemptions, and tax table used.

See the 1985 (wave XVIII) documentation volume, pp. 91-100, for a complete description of the tax variables. Additionally, check Section 1, Part 5 of this volume for updating rules since then.

99. NA  
00. Inap.: zero taxes; no such person

V18872 '5TH XTRA ERNER 89 TAXES ' TLOC= 2151- 2155 MD=99999

Estimated Federal Income Taxes of Fifth Extra Earner for 1989 Tax Year

% nonzero = 0.0  
mean nonzero = 850.0

The values for this variable in the range 00001-99997 represent the actual estimate made for taxes. Incomes for those who are not current Heads or Wives/"Wives" are coded only for the part of the year that they were in the family in 1989. This estimate of tax liability takes account of that fact. See Section I, Part 5 of this volume for further details.

V18872 and V18873 were computed using the following variables:

V17996 Percent Proration of Fifth Extra Earner  
V17997 Taxable Income  
V17998 Total Number of Exemptions  
V17999 Tax Table Used

See the 1985 (wave XVIII) documentation volume, pp. 91-100, for a complete description of the tax variables. Additionally, check Section 1, Part 5 of this volume for updating rules since then.

99998. \$99,998 or more  
99999. NA  
00000. Inap.: none; no such person

V18873 'MARG TAX RATE ERNR FIVE ' TLOC= 2156- 2157 MD=99

Marginal Tax Rate of Fifth Extra Earner for 1989 Tax Year

% nonzero = 0.0  
mean nonzero = 15.0

The values for this variable represent the actual marginal tax rate based on this person's percent proration, taxable income, number of exemptions, and tax table used.

See the 1985 (wave XVIII) documentation volume, pp. 91-100, for a complete description of the tax variables. Additionally, check Section 1, Part 5 of this volume for updating rules since then.

99. NA  
00. Inap.: zero taxes; no such person

V18874 'TOT TAXES ALL XTRA ERNR ' TLOC= 2158- 2163 MD=999999

Total Estimated Federal Income Taxes of All Extra Earners for 1989 Tax Year

% nonzero = 16.2  
mean nonzero, including negative values = 1,890.2

The values for this variable in the range -00910 through 999997 represent the actual estimate made for taxes. Negative values may occur in this variable if a former Head or Wife/"Wife," as first extra earner, has negative values at V18864.

See the 1985 (wave XVIII) documentation volume, pp. 91-100, for a complete description of the tax variables. Additionally, check Section 1, Part 5 of this volume for updating rules since then.

-00910. Negative taxes for those with the maximum earned  
income credit  
999998. \$999,998 or more  
999999. NA  
000000. Inap.: none (V18864=0)

V18875 'TOT FAM MONEY Y 89 ' TLOC= 2164- 2170

Total 1989 Family Money Income

mean = 37,301.0

Negative amounts and zeroes are not allowed for this variable because it is used in the generation of the income/needs ratio. The values represent the summation of the following variables:

V17851 Taxable Income of Head and Wife/"Wife"  
 V17901 Total Transfers of Head and Wife/"Wife"  
 V18001 Taxable Prorated Income of Others  
 V18017 Total Prorated Transfers of Others

0000001. One dollar or less, including zero and negative amounts  
 9999999. \$9,999,999 or more

V18876 'P TOT FAM MNY Y 89 ACC>1' TLOC= 2171- 2173

Percent of Total 1989 Family Money Income That Was a Major Assignment

% nonzero = 44.1  
 mean nonzero = 10.2

The values for this variable in the range 001-100 represent the amount of family money income that required a major assignment, expressed as a percent. This variable was calculated by summing the following:

V17829 (head's wages) if 17830 (accuracy of head's wages) equalled 2;  
 V17827 (head's labor income from farming), V17828 (head's labor income from business), V17831 (head's bonuses, overtime and commissions), V17832 (head's income from professional practice or trade), V17833 (head's labor income from market gardening), and V17834 (head's labor income from roomers and boarders) if V17835 (accuracy of head's non-wage labor income) equalled 2;  
 V17836 (wife's/"wife's" labor income) if V17837 (accuracy of wife's/"wife's" labor income) equalled 2;  
 V17846 (head's interest and dividends) and the absolute values of V17838 (head's and wife's/"wife's" asset income from farming), V17839 (head's and wife's/"wife's" asset income from business), V17840 (head's and wife's/"wife's" asset income from market gardening), V17841 (head's and wife's/"wife's" asset income from roomers and boarders), V17844 (head's rent income), and V17849 (wife's/"wife's" other asset income) if V17850 (accuracy of head's and wife's/"wife's" asset income) equalled 2;  
 V17859 (head's ADC/AFDC) if V17860 (accuracy of head's ADC/AFDC) equalled 2;  
 V17880 (wife's/"wife's" ADC/AFDC) if V17881 (accuracy of wife's/"wife's" ADC/AFDC) equalled 2;  
 V17901 (head's and wife's/"wife's" total transfers) minus V17859 (head's ADC/AFDC) and V17880 (wife's/"wife's" ADC/AFDC) if V17900 (accuracy of head's and wife's/"wife's" total transfers except ADC/AFDC) equalled 2;  
 the absolute value of V18001 (total taxable income of other FU members) if V18002 (accuracy of other FU members' total taxable income) equalled 2; and  
 V18017 (total transfers of other FU members) if V18018 (accuracy of other FU members' total transfers) equalled 2.

This sum was divided by the sum of these same components without the accuracy code value restriction but using absolute values to produce the percent of assigned income.

000. No portion of family money income was a major assignment

V18877 'P TOT FAM MNY Y 89 ACC>0' TLOC= 2174- 2176

Percent of Total 1989 Family Money Income That Was Assigned

% nonzero = 12.3  
 mean nonzero = 47.1

The values for this variable in the range 001-100 represent the amount of family money income that required an assignment, expressed as a percent.

This variable was calculated by summing the following:

V17829 (head's wages) if 17830 (accuracy of head's wages) equalled 1 or 2;  
 V17827 (head's labor income from farming), V17828 (head's labor income from business), V17831 (head's bonuses, overtime and commissions), V17832 (head's income from professional practice or trade), V17833 (head's labor income from market gardening), and V17834 (head's labor income from roomers and boarders) if V17835 (accuracy of head's non-wage labor income) equalled 1 or 2;

V17836 (wife's/"wife's" labor income) if V17837 (accuracy of wife's/"wife's" labor income) equalled 1 or 2;  
 V17846 (head's interest and dividends) and the absolute values of V17838 (head's and wife's/"wife's" asset income from farming), V17839 (head's and wife's/"wife's" asset income from business), V17840 (head's and wife's/"wife's" asset income from market gardening), V17841 (head's and wife's/"wife's" asset income from roomers and boarders), V17844 (head's rent income), and V17849 (wife's/"wife's" other asset income) if V17850 (accuracy of head's and wife's/"wife's" asset income) equalled 1 or 2;  
 V17859 (head's ADC/AFDC) if V17860 (accuracy of head's ADC/AFDC) equalled 1 or 2;  
 V17880 (wife's/"wife's" ADC/AFDC) if V17881 (accuracy of wife's/"wife's" ADC/AFDC) equalled 1 or 2;  
 V17901 (head's and wife's/"wife's" total transfers) minus V17859 (head's ADC/AFDC) and V17880 (wife's/"wife's" ADC/AFDC) if V17900 (accuracy of head's and wife's/"wife's" total transfers except ADC/AFDC) equalled 1 or 2;  
 the absolute value of V18001 (total taxable income of other FU members) if V18002 (accuracy of other FU members' total taxable income) equalled 1 or 2; and  
 V18017 (total transfers of other FU members) if V18018 (accuracy of other FU members' total transfers) equalled 1 or 2.

This sum was divided by the sum of these same components without the accuracy code value restriction but using absolute values to produce the percent of assigned income.

000. No portion of family money income was assigned

**V18878** 'TOTAL HEAD LABOR Y 89 / TL0C= 2177- 2182

Total 1989 Labor Income of 1990 Head

% nonzero = 74.4  
 mean nonzero = 27,757.8

The values for this variable represent the actual amount of Head's labor income in whole dollars and sum the following variables:

V17827 Labor Part of Farm Income  
 V17828 Labor Part of Business Income  
 V17829 Head's Wages Income  
 V17831 Head's Bonuses, Overtime, Commissions  
 V17832 Head's Income from Professional Practice or Trade  
 V17833 Labor Part of Market Gardening Income  
 V17834 Labor Part of Roomers and Boarders Income  
 999999. \$999,999 or more  
 000000. None; Head did no work for money in 1989

**V18879** 'P TOT HD LAB Y 89 ACC>1 / TL0C= 2183- 2185

Percent of Head's Total 1989 Labor Income That Was a Major Assignment

% nonzero = 2.1  
 mean nonzero = 87.8

The values for this variable in the range 001-100 represent the amount of Head's labor income that required an assignment, expressed as a percent. This variable was calculated by summing the following:

V17829 (head's wages) if 17830 (accuracy of head's wages) equalled 2; and  
 V17827 (head's labor income from farming), V17828 (head's labor income from business), V17831 (head's bonuses, overtime and commissions), V17832 (head's income from professional practice or trade), V17833 (head's labor income from market gardening), and V17834 (head's labor income from roomers and boarders) if V17835 (accuracy of head's non-wage labor income) equalled 2.

This sum was divided by the sum of these same components without the accuracy code value restriction and using absolute values to produce the percent of assigned income.

000. No portion of head's labor income was a major assignment

V18880 'P TOT HD LAB Y 89 ACC&gt;0 ' TLOC= 2186- 2188

Percent of Head's Total 1989 Labor Income That Was Assigned

% nonzero = 2.8  
mean nonzero = 89.7

The values for this variable in the range 001-100 represent the amount of Head's labor income that required an assignment, expressed as a percent. This variable was calculated by summing the following:

V17829 (head's wages) if 17830 (accuracy of head's wages) equalled 1 or 2;  
and  
V17827 (head's labor income from farming), V17828 (head's labor income from business), V17831 (head's bonuses, overtime and commissions), V17832 (head's income from professional practice or trade), V17833 (head's labor income from market gardening), and V17834 (head's labor income from roomers and boarders) if V17835 (accuracy of head's non-wage labor income) equalled 1 or 2.

This sum was divided by the sum of these same components without the accuracy code value restriction and using absolute values to produce the percent of assigned income.

000. No portion of head's labor income was assigned

V18881 'WEEKLY FOOD NEEDS-1990 ' TLOC= 2189- 2193

Weekly Food Needs--1967 USDA LOW-COST PLAN

mean = 15.441 (with implied decimals)

This variable's values are based on USDA Low-Cost Plan estimates of weekly food costs, according to the table below (reproduced from Family Economics Review, June 1967), summed for the family as it was at the time of the interview.

Please refer to the wave VII (1974) documentation volume, pp. 39-41, for a complete description of the PSID's use of these standards.

INDIVIDUAL FOOD STANDARD (LOW COST)

\$3.90 for both males and females under age 4  
\$4.60 for both males and females age 4-6  
\$5.50 for both males and females age 7-9  
\$6.40 for males age 10-12  
\$6.30 for females age 10-12  
\$7.40 for males age 13-15  
\$6.90 for females age 13-15  
\$8.70 for males age 16-20  
\$7.20 for females age 16-20  
\$7.50 for males age 21-35  
\$6.50 for females age 21-35  
\$6.90 for males age 36-55  
\$6.30 for females age 36-55  
\$6.30 for males age 56 and older  
\$5.40 for females age 56 and older

This same standard has been used in Waves I-XX. Adjustments for inflation, etc., are left to users. The actual weekly food needs in dollars and cents are coded here.

DSIRIS USERS: Note that this variable is defined in the dictionary as having two decimal places.

V18882 'ANNUAL NEEDS STD-1989 ' TLOC= 2194- 2198

Annual Needs Standard for the 1989 (Last Year's) Family

mean = 2,933.7

This is the Orshansky-type poverty threshold based on an annual food needs standard which is derived from the weekly food costs in the preceding

variable, converted to an annual amount, and adjusted for economies of scale by USDA rules as follows:

Single person . . . . .	add 20%
Two persons . . . . .	add 10%
Three persons . . . . .	add 5%
Four persons . . . . .	no change
Five persons . . . . .	deduct 5%
Six or more persons . . . . .	deduct 10%

An additional adjustment for diseconomies of small households (in rent, etc.) was made as follows:

- 4.89 times the food needs for single persons
- 3.70 times the food needs for two-person units
- 3.00 times the food needs for all other units

Please refer to the Wave VII (1974) Documentation volume, pp. 39-41, and to the User Guide for further details on the need standard. Note that this variable is not adjusted for inflation, nor is it exactly comparable to the official poverty standard; such changes are left to users. This need standard is adjusted for changes in family composition during 1989 and is not adjusted for farmers; see V18883 for an income/needs measure which makes such an adjustment.

**V18883 '1989 TOT FAM Y/NEEDS / TL0C= 2199- 2203**

1989 Total Family Money Income/Needs for 1989 Family (Income/needs ratio)--  
1967 USDA LOW-COST PLAN

mean = 12.716 (with implied decimals)

The formula used in generating this variable is as follows:

Total 1989 Family Money Income (V18875)/1989 Family Needs (V18882).

This ratio is multiplied by 1.25 for farmers (those coded 801 in V18101, V18202 or V18225) to adjust for lower food costs. This is the only measure of income to needs on this tape which makes this adjustment for farmers. For a full description on the needs standard used, please refer to the Wave VII (1974) Documentation volume, pp. 39-41. Note that this need standard has not been adjusted for inflation.

OSIRIS USERS: Note that this variable is defined in the dictionary as having two decimal places.

99999. Income/needs ratio of 999.99 or more

**V18884 'ANNUAL NEEDS STD-CENSUS / TL0C= 2204- 2208**

Annual Needs Standard-Census

mean = 9,170.7

This poverty threshold was taken from Table A-3 on p. 356 of the U.S. Census' Current Population Reports, Series P-60, No. 171, Poverty in the United States: 1988 and 1989. The threshold values are based on family size, the number of persons in the family under age 18, and the age of the householder. This variable has been adjusted for changes in family composition during 1989 so that it matches part-year incomes included in the total family money income (V18875). Please refer to Section I, Part 5 of this volume for further details about the generation process and a reproduction of Table A-3.

**V18885 'TOT FAM Y/NEEDS-CENSUS / TL0C= 2209- 2212**

Total Family Y/Needs-Census

mean = 4.083 (with implied decimals)

The formula used in generating this variable is as follows:

Total 1989 Family Money Income (V18875)/1989 Family Needs-Census Version (V18884).

For a full description of the Census poverty threshold, please refer to Section I, Part 5 of this volume.

OSIRIS USERS: Note that this variable is defined in the dictionary as having two decimal places.

9999. Income/needs ratio of 99.99 or more

V18886 'ANNUAL FOOD STD' TLOC= 2213- 2216

Annual Food Standard for the 1990 (Current) Family--1967 USDA LOW-COST PLAN

mean = 839.7

This variable is generated by multiplying weekly food needs (V18881) by 52 and then making the following adjustments for economies of scale:

+20% for one-person families  
 +10% for two-person families  
 + 5% for three-person families  
 no adjustment for four-person families  
 - 5% for five-person families  
 -10% for families with six or more persons

The values for weekly food needs are based on USDA Low-Cost Plan estimates of weekly food costs, according to the table below (reproduced from Family Economics Review, June 1967), summed for the family as it was at the time of the interview.

The values represent the actual annual food standard in whole dollars for the 1990 (current) family.

9999. Food standard of \$9,999 or more

V18887 'HEAD 89 AVG HRLY EARNING' TLOC= 2217- 2220

Average Hourly Earnings of 1990 Head in 1989

% nonzero = 74.4  
 mean nonzero = 13.113 (with implied decimals)

The values for this variable represent the Head's average hourly earnings in dollars and cents per hour. The formula used for this variable's generation is as follows:

1989 Labor Income of Head (V18878)/1989 Hours of Work of Head (V17744)

OSIRIS USERS: Note that this variable is defined in the dictionary as having two decimal places.

9999. \$99.99 per hour or more

0000. Zero hourly earnings (V18878=00000); Head did not work for money (V17744=0000)

V18888 'WIFE 89 AVG HRLY EARNING' TLOC= 2221- 2224

Average Hourly Earnings of 1990 Wife/"Wife" in 1989

% nonzero = 34.7  
 mean nonzero = 9.975 (with implied decimals)

The values for this variable represent the Wife's/"Wife's" average hourly earnings in dollars and cents per hour. The formula used for this variable's generation is as follows:

1989 Labor Income of Wife/"Wife" (V17836)/1989 Hours of Work of Wife/"Wife" (V17774)

OSIRIS USERS: Note that this variable is defined in the dictionary as having two decimal places.

9999. \$99.99 per hour or more



0000. Zero hourly earnings (V17836=00000); wife/"wife" did not work for money (V17774=0000); no wife/"wife" in FU (V18051=00)

V18889 'REGION OF 1990 INTERVIEW' TLOC= 2225 MD=9

Geographical Region at Time of 1990 Interview

1,451	21.4	1.	Northeast
1,826	26.8	2.	North Central
4,243	32.9	3.	South
1,801	18.2	4.	West
16	0.2	5.	Alaska, Hawaii
34	0.4	6.	Foreign country
		9.	NA

**Region Code**

<u>Northeast</u>	<u>North Central</u>	<u>South</u>	<u>West</u>
Connecticut	Illinois	Alabama	Arizona
Maine	Indiana	Arkansas	California
Massachusetts	Iowa	Delaware	Colorado
New Hampshire	Kansas	Florida	Idaho
New Jersey	Michigan	Georgia	Montana
New York	Minnesota	Kentucky	Nevada
Pennsylvania	Missouri	Louisiana	New Mexico
Rhode Island	Nebraska	Maryland	Oregon
Vermont	North Dakota	Mississippi	Utah
	Ohio	North Carolina	Washington
	South Dakota	Oklahoma	Wyoming
	Wisconsin	South Carolina	
		Tennessee	
		Texas	
		Virginia	
		Washington, D.C.	
		West Virginia	

V18890 'STATE CODE (FIPS)' TLOC= 2226- 2227 MD=99

State of Residence at Time of 1990 Interview (FIPS Code)

Please refer to the 1985 (wave XVIII) documentation, Volume I, Appendix 1, for the FIPS state codes.

- 99. NA; DK
- 00. Inap.: foreign country

V18891 'COUNTY CODE (FIPS)' TLOC= 2228- 2230 MD=999

County of Residence at Time of 1990 Interview (FIPS Code)

This variable is suppressed (filled with a field of zeroes) in the public release files to protect the anonymity of respondents. The codes are available in separate files to qualified users under special contractual arrangements with the PSID; for more information, contact Terry Adams at (313) 763-6868 or (BITNET) userHCAA@UMICHUM.

V18892 'RURAL-URBAN CODE (BEALE)' TLOC= 2231- 2232 MD=99

Beale-Ross Rural-Urban Continuum Code for 1990 Residence

These codes are based on matches to the FIPS state and county codes. However, code values have been increased by one. That is, code 01 here is equivalent to code 0 as originally used by Beale and Ross. Metropolitan status is that announced by the Office of Management and Budget in June 1983, when the current population criteria were first applied to results of the 1980 Census. Adjacency was determined by both physical boundary adjacency and a finding that at least 2 percent of the employed labor force in the nonmetropolitan county commuted to metropolitan central counties.

3,734	26.2	01.	Central counties of metropolitan areas of 1 million population or more
-------	------	-----	--

410 - GENERATED DATA

1,186	15.4	02.	Fringe counties of metropolitan areas of 1 million population or more
2,054	24.7	03.	Counties in metropolitan areas of 250 thousand to 1 million population
492	7.3	04.	Counties in metropolitan areas of less than 250 thousand population
158	2.7	05.	Urban population of 20,000 or more, adjacent to metropolitan area
249	2.4	06.	Urban population of 20,000 or more, not adjacent to a metropolitan area
529	7.3	07.	Urban population of less than 20,000, adjacent to a metropolitan area
703	9.6	08.	Urban population of less than 20,000, not adjacent to a metropolitan area
90	1.8	09.	Completely rural, adjacent to a metropolitan area
126	1.9	10.	Completely rural, not adjacent to a metropolitan area
16	0.3	99.	NA; DK
34	0.4	00.	Inap.: foreign country

V18893 'REGION 90 HD GREW UP' / TLOC= 2233 MD=9

Geographical Region Where 1990 Head Grew Up (about ages 6-16)

Please refer to the region code following V18889 for specific state listings. This variable was generated from the information given us at the time Head status was attained by the 1990 Head.

1,277	22.3	1.	Northeast
1,884	30.2	2.	North Central
3,676	30.5	3.	South
1,024	11.5	4.	West
5	0.1	5.	Alaska, Hawaii
1,368	4.0	6.	Foreign Country
137	1.5	9.	NA region where 1990 Head grew up

V18894 'HEAD GEOGRAPHIC MOBILITY' / TLOC= 2234 MD=9

Geographic Mobility: Where 1990 Head Lived at Time of 1990 Interview Versus Where Grew Up

V18893 (Where Head Grew Up) is taken from the most recent year 1990 Head became a new Head. See the note following V18891.

5,618	64.6	1.	Same state at both times: V18791 equals V17703
964	12.4	2.	Same region but different state: V18791 does not equal V17703 but V18889 equals V18893
2,652	21.6	3.	Different regions: V18889 does not equal V18893
137	1.5	9.	NA: V17703 or V18791 equals 99

V18895 'ACC 89 Y COMPONENTS' / TLOC= 2235

Accuracy of 1989 Money Income Components

The values for this variable represent the sum of the values for the following variables:

V17830	Accuracy:	Head's wages income
V17835	Accuracy:	Head's other labor income
V17837	Accuracy:	Wife's/"Wife's" labor income
V17850	Accuracy:	Asset income of Head and Wife/"Wife"
V17860	Accuracy:	ADC/AFDC of Head
V17881	Accuracy:	ADC/AFDC of Wife/"Wife"
V17900	Accuracy:	Other transfers of Head and Wife/"Wife"
V18002	Accuracy:	Taxable income of Others
V18018	Accuracy:	Transfer income of Others

Sums greater than 9 were truncated at 9.

8,032	87.7	0.	None
200	2.0	1.	One
886	8.1	2.	Two
49	0.4	3.	Three

170	1.4	4.	Four
10	0.1	5.	Five
22	0.2	6.	Six
		7.	Seven
2	0.0	8.	Eight
		9.	Nine or more

**V18896** /# MINOR ASSGMTS IN 90 / TLOC= 2236- 2237

Number of Minor Assignments Made in 1989 Family-Level Data

% nonzero = 6.8  
mean nonzero = 1.2

The values for this variable represent the summation of the number of codes equalling 1 (minor assignment) among the accuracy variables in the variable sequence V17724-V17754, V17768-V17784, V17800-V17812, V17827-V17900, and V17975-V18018; the maximum value is 37.

00. No minor assignments made

**V18897** /# MAJOR ASSGMTS IN 90 / TLOC= 2238- 2239

Number of Major Assignments Made in 1989 Family-Level Data

% nonzero = 21.5  
mean nonzero = 1.5

The values for this variable represent the summation of the number of codes equalling 2 or 3 (major assignment) among the accuracy variables in the variable sequence V17724-V17754, V17768-V17784, V17800-V17812, V17827-V17900, and V17975-V18018; the maximum value is 37.

00. No major assignments made

**V18898** /EDUCATION 1990 HEAD / TLOC= 2240 MD=9

1990 Head's Completed Education Level

This variable is not strictly comparable to those of early waves of data collection; since 1975, variables comparable to V18817-V18847 have been coded as well. Additionally, this variable is not strictly comparable to similar variables in 1975-1984; the question regarding difficulty in reading or writing was omitted from 1985 onward. As with the component data items from which this variable is created, the values here reflect the educational attainment level of the Head when he or she became a new Head. In cases where the Head has remained the same person from the previous interview, this variable has been carried forward from the previous year's data with no updating or other changes. Education was reasked of all Heads in 1985. See V18919 for the recency of this information.

603	2.8	1.	0-5 grades: V18817 equals 2 or 3 and V18820 or V18825 equals 01-05 and V18817 equals 5
935	7.9	2.	6-8 grades; "grade school": V18817 equals 2 or 3 and V18820 or V18825 equals 06-08, and V18836 equals 5
1,695	15.5	3.	9-11 grades: V18817 equals 2 or 3 and V18820 or V18825 equals 09-11, and V18836 equals 5
1,963	21.8	4.	12 grades and no further training; "high school": V18817 equals 1, V18828 equals 5, and V18836 equals 5
896	10.0	5.	12 grades plus nonacademic training: V18817 and V18836 equal 1
1,748	20.0	6.	College but no degree: V18828 equals 1 and V18831 equals 1-5, and V18833 does not equal 02-06
935	14.3	7.	College BA but no advanced degree: V18831 equals 4 or 5 and V18833 equals 02
385	6.2	8.	College and advanced or professional degree: V18831 equals 4 or 5 and V18833 equals 03-06
211	1.5	9.	NA; DK: V18817, V18828 or V18831 equals 9; V18820 or V18825 equals 99

**V18899** /EDUCATION 1990 WIFE / TLOC= 2241 MD=9

1990 Wife's/"Wife's" Completed Education Level

This variable is not strictly comparable to those of early waves of data collection; since 1975, variables comparable to V18752-V18778 have been coded as well. As with the component data items from which this variable is created, the values here reflect the educational attainment level of the Wife/"Wife" when she became a new Wife/"Wife". In cases where the Wife/"Wife" has remained the same person from the previous interview, this variable has been carried forward from the previous year's data with no updating or other changes. Education was reasked of all Wives/"Wives" in 1985. See V18920 for the recency of this information.

242	0.9	1.	0-5 grades: V18752 equals 2 or 3 and V18754 or V18757 equals 01-05 and V18765 equals 5
426	2.3	2.	6-8 grades; "grade school": V18752 equals 2 or 3 and V18754 or V18757 equals 06-08, and V18765 equals 5
765	6.7	3.	9-11 grades: V18752 equals 2 or 3 and V18754 or V18757 equals 09-11, and V18765 equals 5
1,435	15.9	4.	12 grades and no further training; "high school": V18752 equals 1, V18759 equals 5, and V18765 equals 5
547	5.6	5.	12 grades plus nonacademic training: V18752 and V18765 equal 1
1,091	10.8	6.	College but no degree: V18759 equals 1 and V18761 equals 1-5, and V18763 does not equal 02-06
547	6.7	7.	College BA but no advanced degree: V18761 equals 4 or 5 and V18763 equals 02
184	2.5	8.	College and advanced or professional degree: V18761 equals 4 or 5 and V18763 equals 03-06
134	0.9	9.	NA; DK: V18752, V18759 or V18761 equals 9; V18754 or V18757 equals 99
4,000	47.6	0.	Inap.: no wife/"wife" in FU (V18051=00)

V18900 'DECILE: 89 TOT FAM Y ' TLOC= 2242

Decile on Total 1989 Family Money Income (V18882)

These values were obtained from weighted data.

1,220	10.0	0.	Less than \$6769
1,103	10.0	1.	\$6769-\$11,799
1,057	10.0	2.	\$11,800-\$17,265
973	10.0	3.	\$17,266-\$22,839
911	10.0	4.	\$22,840-\$28,514
914	10.0	5.	\$28,515-\$35,095
889	10.0	6.	\$35,096-\$43,299
810	10.0	7.	\$43,300-\$53,560
818	10.0	8.	\$53,561-\$72,699
676	10.0	9.	\$72,700 or over

**NOTE:** The following variables, V18901-V18909, summate the actual number of children in the FU by various sex and age categories. Only persons whose relationships to Head are those of child, stepchild, grandchild, sibling or other relative, such as niece or nephew, are included (Relationship to Head=30, 33, 35, 37, 40, 47, 60, 65, 70-75, 95, 96). These variables are built by accessing individual-level data.

V18901 '# CHILDREN AGE 1-2 ' TLOC= 2243

Number of Children of Both Sexes, Ages One and Two Years

7,947	90.4	0.	None
1,217	8.3	1.	One
192	1.2	2.	Two
14	0.1	3.	Three
1	0.0	4.	Four
		5.	Five
		6.	Six
		7.	Seven
		8.	Eight
		9.	Nine or more

## V18902 '# CHILDREN AGE 3-5' / TLOC= 2244

Number of Children of Both Sexes, Ages Three through Five

7,973	90.1	0.	None
1,213	8.7	1.	One
172	1.1	2.	Two
8	0.1	3.	Three
3	0.0	4.	Four
2	0.0	5.	Five
		6.	Six
		7.	Seven
		8.	Eight
		9.	Nine or more

## V18903 '# CHILDREN AGE 6-13' / TLOC= 2245

Number of Children of Both Sexes, Ages Six through Thirteen

6,625	79.4	0.	None
1,639	12.6	1.	One
833	6.3	2.	Two
226	1.5	3.	Three
40	0.2	4.	Four
6	0.0	5.	Five
2	0.0	6.	Six
		7.	Seven
		8.	Eight
		9.	Nine or more

## V18904 '# FEM CHILDREN AGE 14-17' / TLOC= 2246

Number of Female Children, Ages Fourteen through Seventeen

8,594	93.8	0.	None
707	5.6	1.	One
67	0.6	2.	Two
3	0.0	3.	Three
		4.	Four
		5.	Five
		6.	Six
		7.	Seven
		8.	Eight
		9.	Nine or more

## V18905 '# MALE CHILDREN 14-17' / TLOC= 2247

Number of Male Children, Ages Fourteen through Seventeen

8,575	93.8	0.	None
707	5.6	1.	One
83	0.6	2.	Two
6	0.0	3.	Three
		4.	Four
		5.	Five
		6.	Six
		7.	Seven
		8.	Eight
		9.	Nine or more

## V18906 '# FEM CHILDREN 18-20' / TLOC= 2248

Number of Female Children, Ages Eighteen through Twenty

8,964	96.6	0.	None
384	3.3	1.	One
22	0.1	2.	Two
1	0.0	3.	Three
		4.	Four
		5.	Five
		6.	Six
		7.	Seven
		8.	Eight
		9.	Nine or more

## V18907 '# MALE CHILDREN 18-20 / TLOC= 2249

Number of Male Children, Ages Eighteen through Twenty

8,919	96.0	0.	None
428	3.9	1.	One
23	0.1	2.	Two
1	0.0	3.	Three
		4.	Four
		5.	Five
		6.	Six
		7.	Seven
		8.	Eight
		9.	Nine or more

## V18908 '# FEM CHILDREN 21-29 / TLOC= 2250

Number of Female Children, Ages Twenty-one through Twenty-nine

9,001	97.2	0.	None
328	2.6	1.	One
39	0.2	2.	Two
2	0.0	3.	Three
1	0.0	4.	Four
		5.	Five
		6.	Six
		7.	Seven
		8.	Eight
		9.	Nine or more

## V18909 '# MALE CHILDREN 21-29 / TLOC= 2251

Number of Male Children, Ages Twenty-one through Twenty-nine

8,871	95.6	0.	None
440	4.0	1.	One
52	0.3	2.	Two
8	0.1	3.	Three
		4.	Four
		5.	Five
		6.	Six
		7.	Seven
		8.	Eight
		9.	Nine or more

**NOTE:** Variables 18910-18913 are summaries of information about individuals in institutions, as coded on the individual-level dataset. Such an individual, in order to be included in the following four variables, must have the same 1990 ID number as this family (V30642 must equal V17702) and his or her sequence number (V30643) must equal 51-59. The "reason for nonresponse" variable (V30685) was consulted for the type of institution.

## V18910 '# INDS IN ARMED FORCES / TLOC= 2252

Number of Individuals in the Armed Forces

% nonzero = 0.6  
mean nonzero = 1.0

The values for this variable represent the actual number of individuals (1-9) that were in the armed forces. Such individuals must conform to the rule above, and their values for V30685 must equal 11.

0. None

## V18911 '# INDS INCARCERATED / TLOC= 2253

Number of Individuals in Penal Institutions

% nonzero = 0.1  
mean nonzero = 1.1

The values for this variable represent the actual number of individuals (1-9) who were incarcerated in penal institutions. Such individuals must conform to the rule preceding V18910; and their values for V30685 must equal 12.

O. None

**V18912** '# INDS IN HLTH CARE FACL' TLOC= 2254

Number of Individuals in a Health Care Facility

% nonzero = 0.2  
mean nonzero = 1.4

The values for this variable represent the actual number of individuals (1-9) who were in health care facilities, such as mental institutions, convalescent, nursing and rest homes. Such individuals must conform to the rule preceding V18910; and their values for V30685 must equal 13.

O. None

**V18913** '# INDS IN EDUCATNL FACIL' TLOC= 2255

Number of Individuals in Educational Facilities

% nonzero = 2.2  
mean nonzero = 1.1

The values for this variable represent the actual number of individuals (1-9) who were in educational facilities, usually colleges or universities, and who lived in dormitories, or if off-campus, were supported by someone other than themselves. Such individuals must conform to the rule preceding V18910; and their values for V30685 must equal 14.

O. None

**V18914** 'SPLIT SAMPLE FILTER' TLOC= 2256

Split Sample Filter

This variable was created by randomly dividing the sample into four equal parts, based on the sampling area in which the family resided in 1968 for Core sample families or 1990 for Latino sample cases. See Section I, Part 5 for further details.

2,421	24.7	1.	First quarter sample
2,345	23.4	2.	Second quarter sample
2,379	27.2	3.	Third quarter sample
2,226	24.7	4.	Fourth quarter sample

**V18915** 'CNTY UNEMP RATE-CENSUS' TLOC= 2257- 2258 MD=99

1989 Annual Average Unemployment Rate for County of Residence

mean, excluding missing data = 5.3

The values for this variable represent the annual average unemployment rate, to the nearest whole percent, reported by the U.S. Bureau of Labor Statistics Local Area Unemployment Statistics Program, for the calendar year prior to the interview.

98. Ninety-eight percent or more

99. NA; DK; FU lives outside the United States; no information received about this family's county of residence

**V18916** 'MARITAL STATUS 1990' TLOC= 2259

Marital Status of 1990 Head

This version of marital status is comparable to 1968-1976 data, in which no distinction was made between those legally married and those who merely cohabited.

5,381	52.5	1.	Married or permanently cohabiting; Wife, "Wife," or Husband is present in the FU
1,473	16.7	2.	Single, never legally married and no Wife, "Wife," or Husband is present in the FU

416 - GENERATED DATA

891	12.9	3.	Widowed and no Wife, "Wife," or Husband is present in the FU
1,013	13.4	4.	Divorced and no Wife, "Wife," or Husband is present in the FU
613	4.5	5.	Separated; legally married but no Wife, "Wife," or Husband is present in the FU (the spouse may be in an institution)
		9.	NA; DK

V18917 '89-90 CNG MARITAL STATUS' TLOC= 2260

1989-1990 Change in Marital Status

This change variable uses the definition of marital status given at V18916 above.

3,796	47.1	1.	1989 Head and Wife/"Wife" or Head and Husband of Head <u>remained married</u> to each other in 1990
2,719	39.8	2.	1989 Head <u>remained unmarried</u> (single, separated, widowed, divorced) in 1990. There was no Wife, "Wife," or husband in FU in either year.
184	2.4	3.	1989 Head and Wife/"Wife" or Head and Husband of Head were married in 1989; 1990 Head is one of these two individuals and <u>divorced or separated</u> .
33	0.7	4.	1989 Head and Wife/"Wife" or Head and Husband of Head were married in 1989; 1990 Head is one of these two individuals and is <u>widowed</u> .
219	1.7	5.	1989 Head was <u>unmarried (i.e., no spouse present)</u> in 1989 but was <u>married by 1990</u> and has either stayed Head or become Wife/"Wife" or Husband of Head for 1990.
5	0.0	6.	1989 Head and Wife/"Wife" or Head and Husband of Head were married in 1989, <u>became divorced and married someone else</u> by 1990
		7.	1989 Head and Wife/"Wife" or Head and Husband of Head were married in 1989, <u>became widowed and remarried</u> by 1990
2,415	8.3	8.	<u>Other</u> , including all splitoffs except those who were either Head or Wife/"Wife" in 1989; Recontact family (V17707=2); Latino Sample family (V18021=7001-9043)

V18918 'COUPLE STATUS OF HEAD' TLOC= 2261

Head's Couple Status in the FU

5,012	50.3	1.	Head with Wife (V30644=20) present in the FU
359	2.1	2.	Head with "Wife" (V30644=22) present in the FU
10	0.1	3.	Head (Female) with Husband (V30644=90) present in the FU
204	2.7	4.	Head with first-year cohabitor (V30644=88) present in the FU
3,786	44.8	5.	Head with no Wife, "Wife," Husband, or first-year cohabitor present in the FU

V18919 'YR NEW HEAD IN FU' TLOC= 2262- 2263 MD=99

Year in Which 1990 Head Most Recently Became New Head

This variable contains the last two digits of the year of data collection in which background information in V18783-V18799 was most recently gathered for the 1990 Head. If a Head splits off from the main family, e.g., through divorce, background information is reasked. Some of this information can change over time; thus, this variable can be used by the analyst to indicate which waves of data might be searched to update the variables concerned. However, in the 1985 wave, most background information (1990: V18800-V18855) was reasked. All Latino sample Heads were asked this information in 1990.

1,642	29.6	68.	Current Head has been a main family Head continuously since 1968
79	1.2	69.	Current Head most recently was a new Head in 1969
147	2.0	70.	Current Head most recently was a new Head in 1970
149	2.0	71.	Current Head most recently was a new Head in 1971
181	2.5	72.	Current Head most recently was a new Head in 1972
198	2.4	73.	Current Head most recently was a new Head in 1973



209	2.6	74.	Current Head most recently was a new Head in 1974
207	2.5	75.	Current Head most recently was a new Head in 1975
216	2.5	76.	Current Head most recently was a new Head in 1976
218	2.7	77.	Current Head most recently was a new Head in 1977
200	2.2	78.	Current Head most recently was a new Head in 1978
237	2.6	79.	Current Head most recently was a new Head in 1979
236	2.6	80.	Current Head most recently was a new Head in 1980
216	2.5	81.	Current Head most recently was a new Head in 1981
229	2.6	82.	Current Head most recently was a new Head in 1982
271	2.9	83.	Current Head most recently was a new Head in 1983
291	3.6	84.	Current Head most recently was a new Head in 1984
359	3.7	85.	Current Head most recently was a new Head in 1985
286	3.3	86.	Current Head most recently was a new Head in 1986
344	3.8	87.	Current Head most recently was a new Head in 1987
390	4.5	88.	Current Head most recently was a new Head in 1988
368	4.3	89.	Current Head most recently was a new Head in 1989
2,669	11.1	90.	Current Head most recently was a new Head in 1990
29	0.4	99.	NA; collection of background data omitted in error for Head. Data for this case may refer to some former Head.

**V18920 'YR NEW WIFE IN FU / TL0C= 2264- 2265**

Year in Which 1990 Wife/"Wife" Most Recently Became New Wife/"Wife"

This variable contains the last two digits of the year of data collection in which background information was most recently gathered for the 1990 Wife/"Wife." If a Wife/"Wife" splits off from the main family, e.g., through divorce, background information is reasked. Some of this information can change over time; thus, this variable can be used by the analyst to indicate which waves of data might be searched to update the variables concerned. In 1985, all Wives/"Wives" were asked all of the background information (V18734-V18781). All Latino Sample Wives/"Wives" were asked this information in 1990.

2,917	39.4	85.	Current Wife/"Wife" has been Wife/"Wife" continuously since 1985
170	1.6	86.	Current Wife/"Wife" most recently was a new Wife/"Wife" in 1986
208	1.8	87.	Current Wife/"Wife" most recently was a new Wife/"Wife" in 1987
237	2.0	88.	Current Wife/"Wife" most recently was a new Wife/"Wife" in 1988
256	2.3	89.	Current Wife/"Wife" most recently was a new Wife/"Wife" in 1989
1,583	5.4	90.	Current Wife/"Wife" most recently was a new Wife/"Wife" in 1990
4,000	47.6	00.	Inap.: no wife/"wife" in FU (V18051=00)

**V18921 'HD-SPOUSE SAMPLE STATUS / TL0C= 2266**

Whether Head and Spouse Are Sample Members

For this variable, the term "spouse" includes Wife (V30644=20), "Wife" (V30644=22), or Husband (V30644=90).

2,219	23.2	1.	Head and spouse are both sample members and their 1968 ID numbers are identical.
1	0.0	2.	Head and spouse are both sample members but they have different 1968 ID numbers.
1,524	14.6	3.	Head is a sample member, spouse is nonsample.
1,627	14.7	4.	Head is nonsample, spouse is sample member.
3,916	47.3	5.	Head is sample member, no spouse in FU.
10	0.0	6.	Head and spouse are both nonsample.
74	0.1	7.	Head is nonsample, no spouse in FU.

**V18922 '# 90 S/O FROM THIS FAM / TL0C= 2267**

Number of 1990 Splitoff Interviews Taken from This Main Family Interview-- CORE SAMPLE REINTERVIEWS ONLY

418 - GENERATED DATA

The values for this variable represent the actual number of 1990 Splitoff interviews taken as a result of recontacting and reinterviewing the core sample main family; it is intended primarily for use as a linking variable. This variable does not apply to Recontact cases or the Latino Sample because the families were formed in this wave, hence no splitoffs were possible.

241	3.6	1.	One Splitoff interview from this main family
13	0.2	2.	Two Splitoff interviews from this main family
		3.	Three Splitoff interviews from this main family
		4.	Four Splitoff interviews from this main family
		5.	Five Splitoff interviews from this main family
		6.	Six Splitoff interviews from this main family
		7.	Seven Splitoff interviews from this main family
		8.	Eight Splitoff interviews from this main family
		9.	Nine or more splitoff interviews from this main family
9,117	96.3	0.	Inap.: none; this is a splitoff, Latino or recontact interview (V17707=1-3)

V18923 '90 MAIN FAM ID FOR S/O / TLOC= 2268- 2272

1990 Main Family ID for Splitoff--CORE SAMPLE SPLITOFFS ONLY

The values for this variable in the range 00001-07328 represent the actual interview number of the core sample main family associated with each splitoff. This variable does not apply to Recontact cases or the Latino Sample because the families were formed in this wave, hence no splitoffs were possible.

00000. Inap.: this is a main family, Latino or recontact interview (V17707=0, 2 or 3)

**NOTE:** The following variables, V18924-V18935, provide the user with a means of linking data between panel families that share the household. Each family involved in such a living arrangement has nonzero values here that represent all of the other panel families in the household. There are three sets of these variables, as that was the maximum number of other such families sharing the household for any given case. Please see PSID User Guide for a more detailed description.

V18924 '90ID OF 1ST OTR FU IN HU' TLOC= 2273- 2277

1990 Interview Number of the First Other PSID Core Sample Family Unit Sharing the Household with This Family

% nonzero = 6.7

Values for this variable in the range 00001-07328 represent the actual 1990 ID number of the first other family living with this one. This variable does not apply to Latino Sample families because the families were formed in this wave; hence no sharing of this sort was possible.

00000. No other panel family shares household (V17716=0, 5, 7, or 9); Latino Sample family (V18021=7001-9043)

V18925 'REL OF 1ST OTHER FU / TLOC= 2278

Relationship of the Head (or Wife/"Wife") of the First Other Core Sample Family Unit Sharing the Household to the Head (or Wife/"Wife") of this Family

246	2.9	1.	The Head (or Wife/"Wife") of the first other FU is the <u>parent</u> of the Head (or Wife/"Wife") of this FU.
237	2.8	2.	The Head (or Wife/"Wife") of the first other FU is the <u>child</u> of the Head (or Wife/"Wife") of this FU.
8	0.1	3.	The Head (or Wife/"Wife") of the first other FU is the <u>grandparent</u> of the Head (or Wife/"Wife") of this FU.
7	0.1	4.	The Head (or Wife/"Wife") of the first other FU is the <u>grandchild</u> of the Head (or Wife/"Wife") of this FU.
102	0.8	5.	The Head (or Wife/"Wife") of the first other FU is the <u>sibling</u> of the Head (or Wife/"Wife") of this FU.
8	0.0	7.	Other

8,763 93.3 0. Inap.: no other panel family shares the household (V17716=0, 5, 7, or 9); Latino Sample family (V18021=7001-9043)

**V18926 'SIZE OF 1ST OTHER FU / TLOC= 2279- 2280**

Number of FU Members in First Other Core Sample FU

The range of possible values for this variable is at least 01, but not more than 20. The code value represents the actual number of persons in the first other FU. There are no missing data.

00. No other panel family shares household (V17716=0, 5, 7, or 9); Latino Sample family (V18021=7001-9043)

**V18927 '90ID OF 2ND OTR FU IN HU' TLOC= 2281- 2285**

1990 Interview Number of the Second Other PSID Core Sample Family Unit Sharing the Household with This Family

% nonzero = 0.7

Values for this variable in the range 00001-07328 represent the actual 1990 ID number of the second other family living with this one. This variable does not apply to Latino Sample families because the families were formed in this wave; hence no sharing of this sort was possible.

00000. No other panel family shares the household (V17716=0, 5, 7 or 9); only one other panel family shares the household; Latino Sample family (V18021=7001-9043)

**V18928 'REL OF 2ND OTHER FU / TLOC= 2286**

Relationship of the Head (or Wife/"Wife") of the Second Other Core Sample Family Unit Sharing the Household to the Head (or Wife/"Wife") of this Family

- |       |      |    |   |
|-------|------|----|---|
| 22    | 0.2  | 1. | The Head (or Wife/"Wife") of the second other FU is the <u>parent</u> of the Head (or Wife/"Wife") of this FU:  |
| 28    | 0.2  | 2. | The Head (or Wife/"Wife") of the second other FU is the <u>child</u> of the Head (or Wife/"Wife") of this FU.   |
|       |      | 3. | The Head (or Wife/"Wife") of the second other FU is the <u>grandparent</u> of the Head (or Wife/"Wife") of this FU.   |
| 1     | 0.0  | 4. | The Head (or Wife/"Wife") of the second other FU is the <u>grandchild</u> of the Head (or Wife/"Wife") of this FU.  |
| 38    | 0.3  | 5. | The Head (or Wife/"Wife") of the second other FU is the <u>sibling</u> of the Head (or Wife/"Wife") of this FU.   |
|       |      | 7. | Other   |
| 9,282 | 99.3 | 0. | Inap.: no other panel family shares the household (V17716=0, 5, 7, or 9); only one other panel family shares the household (V18927=0000); Latino Sample family (V18021=7001-9043) |

**V18929 'SIZE OF 2ND OTHER FU / TLOC= 2287- 2288**

Number of FU Members in Second Other Core Sample FU

The range of possible values for this variable is at least 01, but not more than 20. The code value represents the actual number of persons in the second other FU. There are no missing data.

00. No other panel family shares the household (V17716=0, 5, 7 or 9); only one other panel family shares the household (V18927=0000); Latino Sample family (V18021=7001-9043)

**V18930 '90ID OF 3RD OTR FU IN HU' TLOC= 2289- 2293**

1990 Interview Number of the Third Other Core Sample PSID Family Unit Sharing the Household with This Family

% nonzero = 0.0

Values for this variable in the range 00001-07328 represent the actual 1990 ID number of the third other family living with this one. This variable does not apply to Latino Sample families because the families were formed in this wave; hence no sharing of this sort was possible.

00000. No other panel family shares the household (V17716=0, 5, 7 or 9); only one or two other panel families share the household; Latino Sample family (V18021=7001-9043)

**V18931 'REL OF 3RD OTHER FU / TLOC= 2294**

Relationship of the Head (or Wife/"Wife") of the Third Other Core Sample Family Unit Sharing the Household to the Head (or Wife/"Wife") of This Family

		1.	The Head (or Wife/"Wife") of the third other FU is the <u>parent</u> of the Head (or Wife/"Wife") of this FU.
2	0.0	2.	The Head (or Wife/"Wife") of the third other FU is the <u>child</u> of the Head (or Wife/"Wife") of this FU.
		3.	The Head (or Wife/"Wife") of the third other FU is the <u>grandparent</u> of the Head (or Wife/"Wife") of this FU.
		4.	The Head (or Wife/"Wife") of the third other FU is the <u>grandchild</u> of the Head (or Wife/"Wife") of this FU.
6	0.0	5.	The Head (or Wife/"Wife") of the third other FU is the <u>sibling</u> of the Head (or Wife/"Wife") of this FU.
		7.	Other
9,363	100.0	0.	Inap.: no other panel family shares the household (V17716=0, 5, 7 or 9); only one or two other panel families share the household (V18930=0000); Latino Sample family (V18021=7001-9043)

**V18932 'SIZE OF 3RD OTHER FU / TLOC= 2295- 2296**

Number of FU Members in Third Other Core Sample FU

The range of possible values for this variable is at least 01, but not more than 20. The code value represents the actual number of persons in the third other FU. There are no missing data.

00. No other panel family shares the household (V17716=0, 5, 7 or 9); only one or two other panel families share the household (V18930=0000); Latino Sample family (V18021=7001-9043)

**V18933 '90ID OF 4TH OTR FU IN HU' TLOC= 2297- 2301**

1990 Interview Number of the Fourth Other Core Sample PSID Family Unit Sharing the Household with This Family

% nonzero: no nonzero cases for 1990 data

Values for this variable in the range 00001-07328 represent the actual 1990 ID number of the fourth other family living with this one. This variable does not apply to Latino Sample families because the families were formed in this wave; hence no sharing of this sort was possible.

00000. No other panel family shares the household (V17716=0, 5, 7 or 9); only one through three other panel families share the household; Latino Sample family (V18021=7001-9043)

**V18934 'REL OF 4TH OTHER FU / TLOC= 2302**

Relationship of the Head (or Wife/"Wife") of the Fourth Other Core Sample Family Unit Sharing the Household to the Head (or Wife/"Wife") of This Family

1. The Head (or Wife/"Wife") of the fourth other FU is the parent of the Head (or Wife/"Wife") of this FU.
2. The Head (or Wife/"Wife") of the fourth other FU is the child of the Head (or Wife/"Wife") of this FU.
3. The Head (or Wife/"Wife") of the fourth other FU is the grandparent of the Head (or Wife/"Wife") of this FU.

4. The Head (or Wife/"Wife") of the fourth other FU is the grandchild of the Head (or Wife/"Wife") of this FU.
5. The Head (or Wife/"Wife") of the fourth other FU is the sibling of the Head (or Wife/"Wife") of this FU.
7. Other
- 9,371 100.0 0. Inap.: no other panel family shares the household (V17716=0, 5, 7 or 9); only one through three other panel families share the household (V18933=0000); Latino Sample family (V18021=7001-9043)

**V18935 'SIZE OF 4TH OTHER FU' TLOC= 2303- 2304**

Number of FU Members in Fourth Other Core Sample FU

The range of possible values for this variable is at least 01, but not more than 20. The code value represents the actual number of persons in the fourth other FU. There are no missing data.

00. No other panel family shares the household (V17716=0, 5, 7 or 9); only one through three other panel families share the household (V18933=0000); Latino Sample family (V18021=7001-9043)

**V18936 'HOUSEHOLD ID #' TLOC= 2305- 2309**

Household ID Number

This variable was generated to simplify the clustering of multiple panel family units residing in the same households. Its values were assigned simply by selecting a 1990 ID number (V17702) with the lowest value from among the 1990 ID numbers (V17702) of those families comprising each such household group. This value was used in these tape locations for all of the related households. Thus, if the user sorts the data ordered by this variable, the family units within larger household groups will be adjacent to each other. Family units who did not share their households with any other family unit or shared only with non-panel family units were given their own values for V17702. The range of values is 00001-07328 for core sample FUs and 10001-12043 for Latinos, but the series is not contiguous. No Latino sample cases were sharing with another sample family, and so their values for this variable simply equal their values for V17702 (10001-12043). See Linking Data: Families Sharing Households in Section I, Part 5 in the front matter of this volume for a discussion of ways to identify shared households in the early years of the PSID.

**NOTE:** The information in V18937-V18940 is based on data gathered in birth history questions interspersed throughout Section J of the 1990 questionnaire. The birth data were asked for:

- a) each male Head, unless all of the following were true: he was also Head in 1989, had the same legal Wife in both waves (V17567=1 and V18918=1 and V17710=0-1), and she was age 45 or older at the time of the 1990 interview.
- b) each female Head, unless both of the following were true: she was Head, Wife, or "Wife" in 1989 and was age 45 or older at the time of the 1990 interview.
- c) each Wife or "Wife", unless both of the following were true: she was Head, Wife, or "Wife" in 1989 and was age 45 or older at the time of the 1990 interview.
- d) all other family unit members, including husbands of Head (V30644=90) and first-year cohabitators (V30644=88), who were age 12 through 44 at the time of the 1990 interview. All Heads and Wives/"Wives" were asked about births.
- e) all Latino sample and Recontact Heads and Wives/"Wives"

**V18937 '# BORN TO HD ONLY IN 89' TLOC= 2310 MD=9**

Number of Children Born During Calendar Year 1989 to Head But Not Jointly with Wife/"Wife", Husband of Head, or First-Year Cohabitor

The values for this variable indicate the number of children born between January 1, 1989 and December 31, 1989 to the Head but not jointly with the

## 422 - GENERATED DATA

Wife/"Wife", husband of Head, or first-year cohabitor (V30644=20, 22, 90 or 88 respectively), if one is present in the FU. The data are based only on information reported in the 1990 wave. Because of age and relationship variations in what was asked, this information is not known in some cases. See the note immediately preceding this variable for a description of the restrictions. If birth questions were asked about the Head but not the Wife/"Wife", husband of Head or first-year cohabitor, then births to Head were counted in this variable.

7,110	62.1	0.	None
103	0.6	1.	One
2	0.0	2.	Two
		3.	Three
27	0.2	8.	NA; DK
2,129	37.1	9.	Head was not of an age-relationship combination about whom birth history questions were asked in 1990. See the note preceding this variable for the age-relationship restrictions.

## V18938 '#BORN TO W/"W" ONLY IN89' TLOC= 2311 MD=9

Number of Children Born During Calendar Year 1989 to Wife/"Wife", Husband of Head, or First-Year Cohabitor But Not Jointly with Head

The values for this variable indicate the number of children born between January 1, 1989 and December 31, 1989 to the Wife, "Wife", husband of Head, or first-year cohabitor (V30644=20, 22, 90 or 88 respectively) but not jointly with the Head. The data are based only on information reported in the 1990 wave. Because of age and relationship variations in what was asked, this information is not known in some cases. See the note immediately preceding V18937 for a description of the restrictions. If birth questions were asked about the Wife/"Wife", husband of Head or first-year cohabitor but not the Head, then births to the Wife/"Wife", husband of Head or first-year cohabitor are counted in this variable.

4,298	32.5	0.	None
7	0.1	1.	One
		2.	Two
		3.	Three
13	0.1	8.	NA; DK
5,053	67.3	9.	No Wife/"Wife", husband of Head or first-year cohabitor was in the FU; Wife/"Wife", husband of Head, or first-year cohabitor was not of an age-relationship combination about whom birth history questions were asked in 1990. See the note preceding V18937 for the age-relationship restrictions.

## V18939 '#BRN TO H+W JOINTLY IN89' TLOC= 2312 MD=9

Number of Children Born During Calendar Year 1989 Jointly to Head and Wife/"Wife", Husband of Head, or First-Year Cohabitor

The values for this variable indicate the number of children born between January 1, 1989 and December 31, 1989 whose parents are Head and Wife/"Wife", husband of Head, or first-year cohabitor (V30644=20, 22, 90 or 88 respectively). The data are based only on information reported in the 1990 wave. Because of age and relationship variations in what was asked, this information is not known in some cases. See the note immediately preceding V18937 for a description of the restrictions. If birth questions were asked about the Head but not the Wife/"Wife", husband of Head, or first-year cohabitor, then births to Head are counted in V18937. If birth questions were asked of the Wife/"Wife", husband of Head, or first-year cohabitor but not the Head, then births are counted in V18938.

4,002	30.7	0.	None
346	2.5	1.	One
7	0.1	2.	Two
		3.	Three
10	0.1	8.	NA; DK
5,006	66.7	9.	No Wife/"Wife", husband of Head or first-year cohabitor was in the FU; Head, Wife/"Wife", husband of Head, or first-

year cohabitor was not of an age-relationship combination about whom birth history questions were asked in 1990. See the note preceding V18937 for the age-relationship restrictions.

**V18940 ' # BORN TO OFUMS IN 89 ' TLOC= 2313 MD=9**

Number of Children Born During Calendar Year 1989 to Other FU Members Age 12-44 Who Were Neither Husband of Head nor First-Year Cohabitor

The values for this variable indicate the number of children born between January 1, 1989 and December 31, 1989 to other FU members age 12-44 who were neither husband of Head nor first-year cohabitor (V30644=90 or 88 respectively). The data are based only on information reported in the 1990 wave. Because of age and relationship variations in what was asked, this information is not known in some cases. See the note immediately preceding V18937 for a description of the restrictions. A child reported as born to the husband of Head or first-year cohabitor is not counted in this variable. See V18938 for births to the husband or cohabitor if the Head was not reported as the other parent, or V18939 if the Head was reported as the other parent.

2,868	24.8	0.	None
84	0.4	1.	One
7	0.1	2.	Two
		3.	Three
99	0.7	8.	NA; DK
6,313	74.0	9.	No other FU members were in the FU; any other FU members (besides husband of head and first-year cohabitor) were not between the ages of 12 and 44 in 1990.

**V18941 ' HEALTH Q'AIRE FOR HEAD?' TLOC= 2314**

Whether Health Care Cost Data Contain Information about Head--CORE SAMPLE ONLY

The health care cost data are available as a separate family-level file. These questions about care arrangements and costs were asked about Heads age 65 or older.

1,158	20.8	1.	Yes, supplement data contain information about Head
3	0.0	2.	No, Head eligible but refused
4	0.1	3.	No, Head eligible but supplement data missed due to interviewer error
9	0.0	4.	No, Head eligible but interview was conducted in Spanish
6,154	75.0	5.	No, Head was ineligible
2,043	4.0	0.	Inap.: Latino Sample interview (V18021=7001-9043)

**V18942 ' HEALTH Q'AIRE FOR WIFE?' TLOC= 2315**

Whether Health Care Cost Data Contain Information about Wife/"Wife"--CORE SAMPLE ONLY

The health care cost data are available as a separate family-level file. These questions about care arrangements and costs were asked about Core Sample Wives/"Wives" age 65 or older.

325	6.5	1.	Yes, supplement data contain information about Wife/"Wife"
1	0.0	2.	No, Wife/"Wife" eligible but refused
		3.	No, Wife/"Wife" eligible but supplement data missed due to interviewer error
2	0.0	4.	No, Wife/"Wife" eligible but interview was conducted in Spanish
3,779	43.1	5.	No, Wife/"Wife" was ineligible
5,264	50.3	0.	Inap.: Latino Sample interview (V18021=7001-9043); no wife/"wife" (V18051=00)

**V18943 ' 1990 CORE FAMILY WEIGHT ' TLOC= 2316- 2321**

1989 Core Sample Family Weight, Updated for 1990

This weight variable is to be used only for analysis of the core sample. If you wish to analyze both the core and Latino samples, then see V18945. If you wish to analyze only the Latino sample, then see V18944.

Note that a few core sample families have values of zero for this variable. These families were followed only for the elderly recontact effort, which included some nonsample individuals.

Weights for the core sample were completely revised in 1989 to account for deaths, marriages to nonsample persons, and differential nonresponse since 1968. See Section I, Part 5, Reweighting 1968-1990, pages 82-97 of the 1989 documentation volume and Section I, Part 5 of this volume for further information. This 1990 weight has been updated for marriages, divorces, etc. since 1989.

OSIRIS USERS: Note that this variable is defined in the dictionary as having three decimal places.

000000. No sample individuals in this core family (includes 1990 nonsample elderly); Latino sample family (V18021=7001-9043)

**V18944 '1990 LATINO FAM WEIGHT' TL0C= 2322- 2327**

1990 Latino Sample Family Weight

This weight variable is to be used only for analysis of the Latino sample. If you wish to analyze both the core and Latino samples, then see V18945. If you wish to analyze only the core sample, then see V18943.

Refer to Section I, Part 5 of this volume for details about the Latino sample and weights.

OSIRIS USERS: Note that this variable is defined in the dictionary as having three decimal places.

000000. Core sample family (V18021=0001-2930, 5001-6872)

**V18945 '1990 COMBINED FAM WEIGHT' TL0C= 2328- 2333**

1990 Core-Latino Combined Family Weight

This weight variable is to be used only for combined analysis of the core and Latino samples. If you wish to analyze only the core sample, then see V18943. If you wish to analyze only the Latino sample, then see V18944.

Note that a few core sample families have values of zero for this variable. These families were followed only for the elderly recontact effort, which included some nonsample individuals.

Refer to Section I, Part 5 of this volume for details about the creation of the combined weight.

OSIRIS USERS: Note that this variable is defined in the dictionary as having three decimal places.

000000. No sample individuals in this core family (includes 1990 nonsample elderly)



## Part 2: Twenty-Three Year Individual-Level Tape Code

The following pages contain the code values and corresponding documentation for all twenty-three years of individual-level variables. The variable numbers for individual-level variables apply only to the twenty-two and twenty-three year (1968-1989 and 1968-1990) individual files because we removed the annual variables for gender from each year's individual information and consolidated the information into a summary variable (V32000), since we have encountered only one legitimate sex change case throughout the history of the study. A list of the 1968-1988 individual variable numbers with their corresponding variable numbers for the 1968-1989 file is located on pp. 434-455 of Volume I of the Wave XXII (1989) documentation. The summary variable number for gender was never used until the 1989 wave, thus preserving the variable numbering from previous waves of many of the other summary variables. In addition, the four variables for calculation of sampling error, formerly located at V32050-V32053, were moved beginning in Wave XXII (1989) to new positions as V31996-V31999. Several of the variables for the birth and marriage histories were changed at that time, as were their numbers. Again, see the list in Volume I of the Wave XXII documentation.

Tape locations for the twenty-three-year file differ from all other individual files, but beginning with this wave (1990), they will remain constant into the indefinite future with the exception of the summary variables.

The 1968-1990 individual-level variable numbers are as follows:

V30001-V30019	1968 individual data
V30020-V30042	1969 individual data
V30043-V30066	1970 individual data
V30067-V30090	1971 individual data
V30091-V30116	1972 individual data
V30117-V30137	1973 individual data
V30138-V30159	1974 individual data
V30160-V30187	1975 individual data
V30188-V30216	1976 individual data
V30217-V30245	1977 individual data
V30246-V30282	1978 individual data
V30283-V30312	1979 individual data
V30313-V30342	1980 individual data
V30343-V30372	1981 individual data
V30373-V30398	1982 individual data
V30399-V30428	1983 individual data
V30429-V30462	1984 individual data
V30463-V30497	1985 individual data
V30498-V30534	1986 individual data
V30535-V30569	1987 individual data
V30570-V30605	1988 individual data
V30606-V30641	1989 individual data
V30642-V30688	1990 individual data
V31994-V32049	Summary variables

Although the summary variables (V31994-V32049) are included on each cross-year individual file, the values for these variables may change for an individual in future cross-year files because they are updated with each additional wave of data collection to reflect conditions from 1968 through the most recent year covered by the file.

The user is encouraged to read the chapter on family composition in the User Guide for more details about individual-level data.

There are a few terms used in the following codebook that may need explanation. The phrase "main family nonresponse" means that both the individual and his or her family have at that time become lost to our study, although either or both may reappear in the study in subsequent waves. In the wave just prior to becoming nonresponse, the individual was connected with a family interviewed by our study; thus, both family and individual data are available for that prior year, and the individual's Sequence Number at that time was 01-59.<sup>1</sup> Data, however, were collected for neither the individual nor his or her family in the nonresponse wave. The data for the wave in which nonresponse occurs (and all subsequent waves if and until the individual reappears as a member of a responding family unit) are zeroes excepting the variables for type of individual record and reason for nonresponse.

In contrast, mover-out nonresponse individuals have left a family that was still in the study. Since such individuals were usually present in that family for at least part of the calendar year preceding nonresponse, they have some additional nonzero data for the wave in which they became nonresponse, such as part-year income information. In later waves, mover-out nonresponse individuals are treated in two ways, depending on why they left the family. Those who moved out to institutions have several variables (sequence number, age, sex, relationship to head, type of individual and reason for nonresponse) with nonzero values, although income, housework, and other individual-level variables are filled with zeroes. Eventually, such an individual may a) become response by moving into a family or by becoming a splitoff, b) move from the institution and remain mover-out nonresponse (shown when Sequence Number=71-89), or c) become main family nonresponse because the family itself became nonresponse. (See the preceding paragraph for an explanation of main family nonresponse data records.) The other type of mover-out nonresponse individual has either moved out, but not to an institution, or died. Later waves of data contain zeroes, as described above for main family nonresponse, unless they subsequently rejoined a responding family or were selected for recontact.

See the PSID User Guide for more details about individuals.

The data are released as one file, which includes not only those individuals with nonzero data records in 1990 (i.e., current response plus 1990 mover-out nonresponse), but also nonresponse individuals--those who have zero data records for 1990 (i.e., 1990 main family nonresponse, as well as both kinds of nonresponse from 1989 and earlier waves). Both response and nonresponse individuals were used as input for calculating the distributions in the tape code.

Unweighted Ns and weighted percents are printed for selected individual-level variables. Note that, since nonsample individuals (those persons with Person Number [V30002] in the range 170-228) have weights of zero, their data records are not included in the calculation of these weighted percents. However, the unweighted case counts do include these nonsample individuals, as well as

---

<sup>1</sup>Sequence Number in the range 51-59 indicates that such an individual was in an institution in that year. If the individual entered an institution since the previous interview, there are some income data available at the individual level. If, however, the individual had remained in an institution for a wave of data or more, only sequence number, age, relation to head, and sex are available, although family-level data are connected with such an individual's record.

nonresponse individuals. Each year's distributions are calculated using that year's weight for the percents. Only sample individuals who were present in a responding family unit or who were mover-out nonresponse in that year are included in the weighted percent distributions; all other individuals have weights of zero for that year. No percents are printed in the tape code for the Type of Individual Data Record, Reason for Nonresponse, and summary variables; case counts only are included. Refer to Section I, part 5 of this volume, and the User Guide for more information about both family and individual-level weights. Note that distributions for 1990 have been computed using the combined core-Latino weight (V30688).



INDIVIDUAL TAPE CODE, 1968-1990

**1968 INDIVIDUAL VARIABLES:** Distributions are calculated for all cases using the 1968 weight (V30019) for the percents.

V30001 '1968 INTERVIEW NUMBER 68' TLOC= 1- 4

1968 Interview Number (1968 ID Number)

This variable is the 1968 ID number which, when used in combination with Person Number (V30002), provides unique identification for each individual on the data tape. Code values in the range 0001-2930 indicate that the individual was a member of or moved into a family from the SRC cross-section sample in 1968. Values equalling 5001 through 6872 identify individuals who were members of or moved into families from the Census sample. Individuals associated with families from the Latino sample, added to the PSID in 1990, were assigned 1968 IDs in the range 7001-9043 so that they, too, have unique identifiers compatible with the PSID structure for the core (SRC and Census) sample.

V30002 'PERSON NUMBER 68' TLOC= 5- 7

1968 Person Number

Weighted percents have been omitted for this variable, as they are meaningless. Case counts, however, are included.

24,899	97.5	001-019.	Individuals living in core sample families at the time of the 1968 interview; individuals living in Latino sample families at the time of the 1990 interview
19	0.1	020.	Husband of a core sample 1968 Head living in an institution at the time of the 1968 interview; spouse of a Latino sample 1990 Head living in an institution at the time of the 1990 interview
428	2.3	021-026.	Children or stepchildren of a 1968 core sample Head who were under 25 and living in institutions at the time of the 1968 interview; children of a Latino sample 1990 Head under 25 and living in institutions at the time of the 1990 interview
8,950		030-169.	Individuals born into the core sample since the 1968 interview and who have at least one sample parent; these persons are sample members
12,525		170-226.	Individuals from the core sample who moved in for the first time after the 1968 interview or who have no sample parent; individuals from the Latino sample, other than the spouse of a 1990 Head, who moved out in the year preceding the 1990 interview. These individuals are nonsample.
41		227.	Spouse of a core sample 1968 Head who moved out in the year prior to the 1968 interview; spouse of a Latino sample 1990 Head who moved out in the year preceding the 1990 interview. These individuals are nonsample.
28		228.	Spouse of a core sample 1968 Head who died in the year prior to the 1968 interview; spouse of a Latino sample 1990 Head in the year prior to the 1990 interview. These individuals are nonsample.

V30003 'RELATIONSHIP TO HEAD 68' TLOC= 8- 9 MD=99

RELATIONSHIP TO HEAD IN 1968:

B2. How old are they and how are they related to you?

B6. Do you have any children under 25 who don't live here with you?

4,802	29.9	01.	Head
3,076	21.2	02.	Wife/"Wife"
9,249	44.2	03.	Son or daughter
140	0.6	04.	Brother or sister
119	0.6	05.	Father or mother

430 - 1968 INDIVIDUAL DATA

486	1.6	06.	Grandchild, niece, nephew, other relatives under 18
301	1.6	07.	Other, including in-laws, other adult relatives
57	0.1	08.	Husband or Wife of Head who moved out or died in the year prior to the 1968 interview
		09.	NA
28,660	0.1	00.	Individual from core sample who was born or moved in after the 1968 interview; individual from Latino sample (V3001=7001-9043)

V30004 'AGE OF INDIVIDUAL 68' TLOC= 10- 11 MD=99

AGE AT THE TIME OF THE 1968 INTERVIEW:

B2. How old are they and how are they related to you?

B8. How old is (he/she)?

---

The values for this variable in the range 02-97 represent the actual age of the individual in years.

01.	Newborn up to second birthday
98.	Ninety-eight years old or older
99.	NA
00.	Individual from core sample who was born or moved in after the 1968 interview or individual from Latino sample (V30003=00)

V30005 'MARR PAIRS INDICATOR 68' TLOC= 12

1968 Married Pairs Indicator

---

This variable links pairs of individuals who were married or permanently cohabiting at the time of the 1968 interview. The spouses in the first such pair within a family unit each receive a code value of 1 here; the second, a value of 2, etc. Usually, the first married pair consists of Head and Wife/ "Wife" or Head and Husband of Head.

0.	Inap.: not married; spouse was not in FU in 1968; individual from core sample who was born or moved in after the 1968 interview or individual from Latino sample (V30003=00)
----	--

V30006 'WHETHER MOVED IN 68' TLOC= 13 MD=9

WHETHER MOVED INTO THE FU DURING THE YEAR PRECEDING THE 1968 INTERVIEW:

B11. Has anyone moved into your household in the last year?

B12. (IF YES) Who moved in?

---

567	2.7	1.	Moved in during the year preceding the 1968 interview
		9.	NA; DK
46,323	97.3	0.	Lived in the FU for a year or more preceding the 1968 interview; in an institution in 1968 (V30001=0001-2930, 5001-6872 and V30002=020-026); spouse of 1968 Head who died or moved out in the year prior to the interview (V30001=0001-2930, 5001-6872 and V30002=227-228); was born or moved in after the 1968 interview or individual from Latino sample (V30003=00)

V30007 'MONTH MOVED IN 68' TLOC= 14- 15 MD=99

Month Moved In

---

21	0.1	01.	January
21	0.1	02.	February
16	0.1	03.	March
15	0.1	04.	April
15	0.1	05.	May
20	0.1	06.	June
12	0.1	07.	July
16	0.1	08.	August
19	0.1	09.	September
18	0.1	10.	October
25	0.1	11.	November
14	0.1	12.	December

355 1.7 99. NA; DK  
 46,323 97.3 00. Inap.: in FU for a year or more preceding the 1968 interview (V30003=01-09 and V30006=0); spouse of 1968 Head who died or moved out in the year prior to the interview (V30001=0001-2930, 5001-6872 and V30002=227-228); in an institution in 1968 (V30001=0001-2930, 5001-6872 and V30002=020-026); born or moved in after the 1968 interview or individual from Latino sample (V30003=00)

V30008 'YEAR MOVED IN 68' TLOC= 16- 17 MD=99

Year Moved In

The last two digits of the year the move occurred are coded here. For example, a value of 68 indicates a move during the year 1968.

99. NA; DK

00. Inap.: in FU for a year or more preceding the 1968 interview (V30003=01-09 and V30006=0); spouse of 1968 Head who died or moved out in the year prior to the interview (V30001=0001-2930, 5001-6872 and V30002=227-228); in an institution in 1968 (V30001=0001-2930, 5001-6872 and V30002=020-026); born or moved in after the 1968 interview or individual from Latino sample (V30003=00)

V30009 'IN SCHOOL 68' TLOC= 18 MD=9

WHETHER IN SCHOOL AT THE TIME OF THE 1968 INTERVIEW:

B3. Is (he/she) in school?

B9. Is (he/she) in school, working, in the army, or what?

6,694	32.2	1.	Yes (includes college, trade school)
11,438	67.3	5.	No
97	0.4	9.	NA
28,661	0.1	0.	Born or moved in after the 1968 interview or individual from Latino sample (V30003=00)

V30010 'YRS SCHL COMPL 68' TLOC= 19- 20 MD=99

COMPLETED EDUCATION:

B4. How many years of school did (he/she) finish?

B10. (IF NOT IN SCHOOL) How many years of school did (he/she) finish?

The values for this variable in the range 01 through 16 indicate the grades completed; e.g., 08 signifies that the individual completed the eighth grade and is no longer in school. A code value of 16 means that the individual graduated from college. Head's and Wife's education is included here.

00. Preschool; born or moved in after the 1968 interview or individual from Latino sample (V30003=00); still in school (V30009=1 or 9)

99. NA

V30011 'TYPE OF INCOME 68' TLOC= 21 MD=9

TYPE OF INCOME RECEIVED DURING 1967:

J21. What was that from?

4,758	28.5	1.	Labor income only
879	5.0	2.	Transfer income only
36	0.3	3.	Asset income only
2,024	14.9	4.	Combination of labor, transfer, and/or asset
88	0.4	9.	NA
39,105	51.0	0.	Inap.: no income; born or moved in after the 1968 interview or individual from Latino sample (V30003=00); under 14 years old in 1968 (V30004=01-13)

V30012 'MONEY INCOME IND 68' TLOC= 22- 25 MD=9999

TOTAL 1967 MONEY INCOME OF INDIVIDUAL:

J17. Did (MENTION MEMBER) have any income during 1967?

432 - 1968 INDIVIDUAL DATA

J19. How much was that?  
J22. How much was that?

The values for this variable in the range 0001-9997 represent the actual income received by this individual in whole dollars. 1968 Heads' and Wives' records contain only the labor portions of their incomes; the user should take these items from the family portion of the data. Missing data were not assigned.

- 9998. \$9998 or more
- 9999. NA
- 0000. Inap.: born or moved in after the 1968 interview or individual from Latino sample (V30003=00); under 14 years old in 1968 (V30004=01-13); no income (V30011=0)

V30013 'HOURS WORKED IND 68' TLOC= 26- 29 MD=9999

WORK HOURS IN 1967:

J23. How many weeks did (he/she) work last year?  
 J24. About how many hours a week was that?  
J25. (IF NOT CLEAR) Did (he/she) work more than half time?

The values for this variable represent the actual hours worked by this individual during 1967. Missing data were not assigned.

- 9999. NA
- 0000. Inap.: did not work; born or moved in after the 1968 interview or individual from Latino sample (V30003=00); under 14 years old in 1968 (V30004=01-13)

V30014 'SHARE EXPENSES 68' TLOC= 30 MD=9

J26. Does (he/she) share in the family expenses, or what?

- 627 3.3 1. Yes, unqualified
- 88 0.4 3. Yes, qualified
- 562 3.9 5. No
- 225 1.1 9. NA
- 45,388 91.3 0. Inap.: born or moved in after the 1968 interview or individual from Latino sample (V30003=00); under 14 years old in 1968 (V30004=01-13); no income (V30011=0)

V30015 'LIKELY TO MOVE 68' TLOC= 31 MD=9

J27. Is (he/she) likely to stay here with you or might (he/she) move away within the next few years?

- 703 4.2 1. Will remain in the FU
- 171 1.1 3. Pro-con, depends; will go to college
- 204 1.3 5. Will move away
- 43 0.1 7. This code value is erroneous
- 76 0.4 8. DK
- 310 1.6 9. NA
- 45,383 91.2 0. Inap.: born or moved in after the 1968 interview or individual from Latino sample (V30003=00); under 14 years old in 1968 (V30004=01-13); individual received no income in 1967 (V30011=0)

V30016 'EXTRA EARNER NR. 68' TLOC= 32

Extra Earner Number: 1968

Earners other than 1968 Head or Wife were numbered in ascending order by the amount of income earned, that is, the other earner with the highest earned income was coded one, the other earner with the next highest earned income was coded two, etc.

- 0. Inap.: no labor income; born or moved in after the 1968 interview or individual from Latino sample (V30003=00); Head or Wife in 1968 (V30003=01 or 02)



V30017 'TYPE OF IND RECORD 68' TL0C= 33- 34 MD=99

Type of Individual Data Record in 1968

384	05.	This sample individual, although connected with a response family, was in an institution in 1968 (V30002=020-026 and V30003>00)
38	08.	This nonsample individual from core sample left the FU in the year prior to the 1968 wave, including the deceased (V30001=0001-2930, 5001-6872 and V30002=227-228)
28,661	09.	This individual had not been born or moved in by the time of the 1968 interview (V30001=0001-2930, 5001-6872 and V30002=030-226), or was erroneously not included in the 1968 FU (V30001=0001-2930, 5001-6872 and V30002=001-026 and V30003=00); individual from Latino sample (30001-7001-9043)
	99.	NA; DK
17,807	00.	Individual in a panel family in 1968 (V30002=001-019 and V30003>00)

V30018 'WHY NONRESPONSE 68' TL0C= 35- 36 MD=99

Reason for NonFU Membership in 1968

192	11.	This individual was in the armed forces.
132	12.	This individual was in an educational institution.
7	13.	This individual was in a health care facility.
9	14.	This individual was in jail or prison.
44	19.	This individual was in some other type of institution, for example, a religious order. Cases in which the type of institution is unknown are included here, also.
20	41.	This spouse from core sample died in the year prior to the 1968 interview (V30001=0001-2930, 5001-6872 and V30002=228)
18	92.	This ex-spouse from core sample was not eligible for interviewing at the time he/she moved out (V30001=0001-2930, 5001-6872 and V30002=227)
28,661	97.	This individual from core sample had not been born or moved into the panel by 1968 (V30001=0001-2930, 5001-6872 and V30002=030-226), or was erroneously not included in the 1968 FU (V30001=0001-2930, 5001-6872 and V30002=01-026 and V30003=00); individual from Latino sample (V30001=7001-9043)
	99.	NA; DK
17,807	00.	Inap.: individual in a panel family in 1968 (V30002=001-019 and V30003>00)

V30019 'INDIVIDUAL WEIGHT 68' TL0C= 37- 39

1968 Individual Weight

Weights are based on the family-level weight calculated originally in 1968. Each person from the core sample with an original sample person number (V30002) in the range 001-026 received the family weight for this variable, including those sample members who were erroneously not listed in the 1968 FU (V30001=0001-2930, 5001-6872 and V30002=001-026 and V30003=00). Refer to the 1968-1972 documentation volume, Vol. I, pp. 9-23 for details.

OSIRIS USERS: Note that this variable is defined in the dictionary as having one decimal place.

00. Individual from Latino sample (V30001=7001-9043; born or moved in after the 1968 interview (V30001=0001-2930, 5001-6872 and V30002=030-226); nonsample deceased or moved-out spouse (V30001=0001-2930, 5001-6872 and V30002=227-228)

**1969 INDIVIDUAL VARIABLES:** Distributions are calculated for all cases using the 1969 weight (V30042) for the percents.

**V30020 '1969 INTERVIEW NUMBER 69' TLOC= 40- 43**

1969 Interview Number (1969 ID Number)

The values for this variable in the range 0001-4460 represent the 1969 ID number of the interview in which this individual was included in 1969. Individuals moving in or born subsequent to the 1969 interview received the 1969 ID number of the family into which they moved.

0000. Main family nonresponse for 1969; from Latino sample (V30001=7001-9043); mover-out nonresponse core sample (V30001=0001-2930, 5001-6872 and V30002=227-228)

**V30021 'SEQUENCE NUMBER 69' TLOC= 44- 45**

1969 Sequence Number

This sequence number variable provides a means of identifying an individual's status with regard to the FU at the time of the 1969 interview.

16,496	95.4	01-20.	Individuals in the family at the time of the 1969 interview
366	2.7	51-59.	Individuals in institutions at the time of the 1969 interview
284	1.5	71-80.	Individuals who moved out of the FU or out of institutions between the 1968 and 1969 interviews but who were not included in another responding FU for 1969. All such individuals were nonresponse.
67	0.4	81-89.	Individuals living in 1968 but who died by the time of the 1969 interview
29,677		00.	Born or moved in after the 1969 interview; from Latino sample (V30001=7001-9043); main family nonresponse for 1969 or mover-out nonresponse in 1968 (V30020=0000)

**V30022 'RELATIONSHIP TO HEAD 69' TLOC= 46- 47**

1969 Relationship to Head

4,463	30.8	01.	Head in 1969; 1968 Head who was mover-out nonresponse by the time of the 1969 interview
2,874	21.8	02.	Wife in 1969; 1968 Wife who was mover-out nonresponse by the time of the 1969 interview
8,672	42.6	03.	Son or daughter, including stepchildren and foster children
157	0.6	04.	Brother or sister of Head
128	0.7	05.	Father or mother of Head
498	1.4	06.	Grandchild or great-grandchild
296	1.3	07.	Other relative, including in-laws
51	0.3	08.	Nonrelative
74	0.5	09.	Husband of Head
29,677		00.	From Latino sample (V30001=7001-9043); born or moved in after the 1969 interview (V30020>0000 and V30021=00); main family nonresponse for 1969 or mover-out nonresponse from 1968 (V30020=0000)

**V30023 'AGE OF INDIVIDUAL 69' TLOC= 48- 49 MD=99**

Age at the Time of the 1969 Interview

The values for this variable in the range 02-97 represent the actual age of the individual in years.

01. Newborn up to second birthday  
 98. Ninety-eight years old or more  
 99. NA  
 00. From Latino sample (V30001=7001-9043); born or moved in after the 1969 interview (V30020>0000 and V30021=00); main

family nonresponse for 1969 or mover-out nonresponse from 1968 (V30020=0000)

V30024 'MARR PAIRS INDICATOR 69' TL0C= 50

1969 Married Pairs Indicator

This variable links pairs of individuals who were married or permanently cohabiting at the time of the 1969 interview. The spouses in the first such pair within a family unit each receive a code value of 1 here; the second, a value of 2, etc. Usually, the first married pair consists of Head and Wife/ "Wife" or Head and Husband of Head.

- 0. Inap.: not married; spouse was not in FU in 1969; from Latino sample (V30001=7001-9043); born or moved in after the 1969 interview (V30020>0000 and V30021=00); main family nonresponse for 1969 or mover-out nonresponse from 1968 (V30020=0000)

V30025 'WHETHER MOVED IN/OUT 69' TL0C= 51

1969 Moved in/Moved Out Indicator

1,128	3.7	1.	Moved in or born between 1968 and 1969 interviews; splitoff in 1969
35	0.1	2.	Appeared; did not move in between the 1968 and 1969 interviews but not included in FU for 1968 (usually a 1968 listing error)
291	1.6	5.	Moved out of FU or institution between the 1968 and 1969 interviews and was not included in a 1969 panel FU
110	0.7	6.	Moved out of FU and into institution between the 1968 and 1969 interviews
67	0.4	7.	Living in 1968 but died by the time of the 1969 interview
10	0.0	8.	Disappeared; moved out prior to the 1968 interview but included in FU for 1968 (usually a listing error)
45,249	93.4	0.	Inap.: in main family in both 1968 and 1969; from Latino sample (V30001=7001-9043); in institution in both 1968 and 1969 (V30002=020-026 and V30021=51-59); born or moved in after the 1969 interview (V30020>0000 and V30021=00); main family nonresponse for 1969 or mover-out nonresponse from 1968 (V30020=0000)

V30026 'MONTH MOVED IN/OUT 69' TL0C= 52- 53 MD=99

Month Moved In or Out

113	0.5	01.	January
69	0.3	02.	February
60	0.2	03.	March
53	0.2	04.	April
52	0.2	05.	May
77	0.3	06.	June
61	0.3	07.	July
79	0.3	08.	August
104	0.5	09.	September
57	0.2	10.	October
71	0.3	11.	November
83	0.4	12.	December
256	0.8	99.	NA; DK
45,755	95.5	00.	Inap.: splitoff; from Latino sample (V30001=7001-9043); born or moved in after the 1969 interview (V30020>0000 and V30021=00); main family nonresponse for 1969 or mover-out nonresponse from 1968 (V30020=0000); moved from institution to own FU between the 1968 and 1969 interviews and was not interviewed for 1969 (V30002=020-026 and V30021=71-80); in an institution in both 1968 and 1969 (V30002=020-026 and V30021=51-59); stayed in main family (V30021=01-20 and V30025=0)

V30027 'YEAR MOVED IN/OUT 69' TL0C= 54- 55 MD=99

Year Moved In or Out

436 - 1969 INDIVIDUAL DATA

The last two digits of the year the move occurred are coded here. For example, a value of 69 indicates a move during the year 1969.

99. NA; DK

00. From Latino sample (V30001=7001-9043); Inap.: born or moved in after the 1969 interview (V30020>0000 and V30021=00); main family nonresponse for 1969 or mover-out nonresponse from 1968 (V30020=0000); moved from institution to own FU between the 1968 and 1969 interviews and was not interviewed for 1969 (V30002=020-026 and V30021=71-80); in an institution in both 1968 and 1969 (V30002=020-026 and V30021=51-59); stayed in main family (V30021=01-20 and V30025=0); splitoff (V30025=1 and V30026=00)

**V30028 'STOPPED SCHOOL 69' TL0C= 56 MD=9**

A6. Did any of the children stop going to school in 1968?

A7. Who was that?

170	0.9	1. Yes, stopped going to school
16,679	96.9	5. No, did not stop

364	2.2	9. NA
-----	-----	-------

29,677		0. From Latino sample (V30001=7001-9043); born or moved in after the 1969 interview (V30020>0000 and V30021=00); main family nonresponse for 1969 or mover-out nonresponse from 1968 (V30020=0000)
--------	--	--

**V30029 'HRS/WK HOUSEWRK 69' TL0C= 57- 58 MD=99**

G13. About how much time does (he/she) (do you) spend on this housework in an average week--I mean time spent cooking, cleaning, and other work around the house?

G14. Does anyone else here in the household help with the housework?

G15. Who is that?

G16. About how much time does (he/she) spend on housework in an average week?

The values for this variable in the range 01-97 represent the actual hours of housework done per week by this individual.

98. 98 hours or more

99. NA, DK

00. Inap.: none; from Latino sample (V30001=7001-9043); in an institution in both 1968 and 1969 (V30021=51-59 and V30025=0); born or moved in after the 1969 interview (V30020>0000 and V30021=00); main family nonresponse for 1969 or mover-out nonresponse from 1968 (V30020=0000)

**V30030 'DISABLED OR RQ CARE 69' TL0C= 59 MD=9**

H52a. Do you (HEAD) have any physical or nervous condition that limits the kind of work you can do?

H52b. Do you (HEAD) have any physical or nervous condition that limits the amount of work you can do?

H52c. Does your (HEAD'S) health limit the work you can do around the house?

H55. Is there anyone (else) in this family who is not working or not going to school because of poor health?

H56. Who is that?

H58. Is there anyone (else) in this family who requires a lot of extra care?

H59. Who is that?

1,282	8.5	1. Yes, is disabled
285	1.6	2. Yes, requires extra care

15,212	87.1	5. No; in an institution at time of 1969 interview or mover-out nonresponse from 1969 (V30021=51-89)
--------	------	--

434	2.8	9. NA
-----	-----	-------

29,677		0. From Latino sample (V30001=7001-9043); born or moved in after the 1969 interview (V30020>0000 and V30021=00); main family nonresponse for 1969 or mover-out nonresponse from 1968 (V30020=0000)
--------	--	--

V30031 'RESPONDENT? 69' TLOC= 60 MD=9

M2. Who was respondent (Relation to Head)?

4,460	30.9	1.	This individual was respondent
12,677	68.6	5.	This individual was <u>not</u> respondent; in an institution in 1969 (V30021=51-59)
76	0.5	9.	NA; DK
29,677		0.	From Latino sample (V30001=7001-9043); born or moved in after the 1969 interview (V30020>0000 and V30021=00); main family nonresponse for 1969 or mover-out nonresponse from 1968 (V30020=0000)

V30032 'TYPE OF INCOME 69' TLOC= 61 MD=9

TYPE OF INCOME RECEIVED DURING 1968:

H19. Was that from wages, a pension, a business or what?

H25. What was that from?

4,485	29.4	1.	Labor income only
921	5.8	2.	Transfer income only
50	0.5	3.	Asset income only
2,077	17.1	4.	Combination of labor, transfer, and/or asset
401	2.5	9.	NA
38,956	44.9	0.	Inap.: no income; from Latino sample (V30001=7001-9043); born or moved in after the 1969 interview (V30020>0000 and V30021=00); main family nonresponse for 1969 or mover-out nonresponse from 1968 (V30020=0000); in an institution in both 1968 and 1969 (V30021=51-59 and V30025=0)

V30033 'MONEY INCOME 69' TLOC= 62- 66 MD=99999

TOTAL 1968 MONEY INCOME OF THIS INDIVIDUAL:

H16. Did anyone else living here have any income in 1968?

H18. About how much did that amount to in 1968?

H24. Did (he/she) have any other income?

H26. How much was that last year?

The values for this variable in the range 00001-99997 represent the actual total income of this individual in whole dollars. Heads' and Wives' records contain only the labor portions of their incomes; the user should take these items from the family portion of the data. Missing data were not assigned.

99998. \$99,998 or more

99999. NA

\* 00000. Inap.: from Latino sample (V30001=7001-9043); born or moved in after the 1969 interview (V30020>0000 and V30021=00); main family nonresponse for 1969 or mover-out nonresponse from 1968 (V30020=0000); in an institution in both 1968 and 1969 (V30021=51-59 and V30025=0); no income (V30032=0)

V30034 'HRS WORKED IN 68 69' TLOC= 67- 70 MD=9999

WORK HOURS IN 1968:

H21. Can you tell me about how many weeks (he/she) worked?

H22. About how many hours a week was that?

H23. (IF DON'T KNOW) Was that more than half time?

The values for this variable represent the actual hours worked in 1968 by this individual. Missing data were not assigned.

9999. NA

0000. Inap.: did not work; from Latino sample (V30001=7001-9043); born or moved in after the 1969 interview (V30020>0000 and V30021=00); main family nonresponse for 1969 or mover-out nonresponse from 1968 (V30020=0000); in an institution in both 1968 and 1969 (V30021=51-59 and V30025=0)

## V30035 'SHARE EXPENSES 69' TL0C= 71 MD=9

H27. Does (he/she) share in the family's expenses or what?

674	3.7	1.	Yes, unqualified
98	0.6	3.	Yes, qualified; a little; less than \$10 a week; sometimes
565	4.6	5.	No
7,865	55.9	9.	NA
37,688	35.2	0.	Inap.: from Latino sample (V30001=7001-9043); Head or Wife in 1969 (V30021=01-20 and V30022=01 or 02); born or moved in after the 1969 interview (V30020>0000 and V30021=00); main family nonresponse for 1969 or mover-out nonresponse from 1968 (V30020=0000); in an institution in both 1968 and 1969 (V30021=51-59 and V30025=0); no income (V30032=0)

## V30036 'LIKELY TO MOVE OUT 69' TL0C= 72 MD=9

H28. Is (he/she) likely to move away within the next few years?

345	2.4	1.	Yes, will move
80	0.5	3.	Pro-con, depends
666	4.4	5.	No, will stay
467	2.9	7.	Already moved out (V30025=5-8)
128	0.8	8.	DK
7,539	53.9	9.	NA
37,665	35.1	0.	Inap.: from Latino sample (V30001=7001-9043); Head or Wife in 1969 (V30021=01-20 and V30022=01 or 02); born or moved in after the 1969 interview (V30020>0000 and V30021=00); main family nonresponse for 1969 or mover-out nonresponse from 1968 (V30020=0000); in an institution in both 1968 and 1969 (V30021=51-59 and V30025=0); no income (V30032=0)

## V30037 'MO S/O FAM FORMED 69' TL0C= 73- 74 MD=99

Month Splitoff Moved Out of Main Family Unit

Refer to Section I, Part 5 of this volume for details of this variable's generation.

11	0.1	01.	January
19	0.1	02.	February
30	0.1	03.	March
17	0.1	04.	April
17	0.1	05.	May
31	0.2	06.	June
55	0.3	07.	July
44	0.2	08.	August
40	0.1	09.	September
25	0.1	10.	October
39	0.2	11.	November
24	0.1	12.	December
22	0.2	98.	Moved out of an institution
95	0.2	99.	NA; DK
46,421	98.1	00.	Inap.: from Latino sample (V30001=7001-9043); born or moved in after the 1969 interview (V30020>0000 and V30021=00); main family nonresponse for 1969 or mover-out nonresponse from 1968 (V30020=0000); not a splitoff in 1969 (V30025≠1 or V30025=1 and V30026≠00)

## V30038 'YR S/O FAM FORMED 69' TL0C= 75- 76 MD=99

Year Splitoff Moved Out of Main Family Unit

The last two digits of the year the move occurred are coded here. For example, a value of 69 indicates a move during the year 1969. Refer to Section I, Part 5 of this volume for details of this variable's generation.

- 98. Moved out of an institution
- 99. NA year
- 00. Inap.: from Latino sample (V30001=7001-9043); born or moved in after the 1969 interview (V30020>0000 and

V30021=00); main family nonresponse for 1969 or mover-out nonresponse from 1968 (V30020=0000); not a splitoff in 1969 (V30025#1 or V30025=1 and V30026#00)

V30039 'MAIN FAM ID FOR S/D 69' TLOC= 77- 80

1969 ID Number of the Main Family from which this Individual's Splitoff Family Was Formed

---

Actual 1969 ID Numbers (0001-4460) were coded for individuals who moved out of main families or institutions to form splitoff families.

9997. This splitoff individual did not move out of a main family or institution, e.g., nonsample Heads, Wives or others who appeared for the first time in the 1969 splitoff family; children newly born in, etc.
0000. Inap.: from Latino sample (V30001=7001-9043); born or moved in after the 1969 interview (V30020>0000 and V30021=00); main family nonresponse for 1969 or mover-out nonresponse from 1968 (V30020=0000); not a splitoff in 1969 (V30025#1 or V30025=1 and V30026#00)

V30040 'TYPE OF IND RECORD 69' TLOC= 81- 82 MD=99

Type of Individual Data Record in 1969

---

All individuals who became main family nonresponse in 1969 have 1969 ID numbers equal to 0000 and zero data values for 1969, but have nonzero data values for their 1968 records. Mover-out nonresponse individuals for 1969 have nonzero data for 1969 just as response individuals do; however, the movers-out have 1969 sequence numbers in the range 51-89. Codes 01-04 below apply to main family nonresponse individuals only; codes 06-07 are reserved for mover-out nonresponse.

- |        |     |   |
|--------|-----|---|
| 1,037  | 01. | This sample member was 18 years old or older at the time of main family nonresponse and had been in the FU in 1968.   |
| 742    | 02. | This sample member was less than 18 at the time of main family nonresponse and had been in the FU in 1968.  |
| 35     | 04. | This sample member had been in an institution in 1968 but his or her main family became nonresponse in 1969.  |
| 367    | 05. | This sample member, although connected with a 1969 response family, was in an institution at the time of the 1969 interview.                                  |
| 222    | 06. | This sample member was 18 years old or older and moved out or died between the 1968 and 1969 interviews.  |
| 128    | 07. | This sample member was less than 18 and moved out or died between the 1968 and 1969 interviews.   |
| 27,829 | 09. | This individual had not been born or moved in by the time of the 1969 interview (V30020>0000 and V30021=00); individual from Latino sample (V30001=7001-9043) |
| 35     | 10. | This spouse had moved out and not returned or died by the time of the 1968 interview (V30002=228 or V30002=227 and V30020=0000)                               |
|        | 99. | NA; DK  |
| 16,495 | 00. | Inap: in a panel family in 1969 (V30021=01-20)  |

V30041 'WHY NONRESPONSE 69' TLOC= 83- 84 MD=99

Reason for NonFU Membership in 1969

---

Individuals ineligible for the interview consist of those who were too young (under 18 years old) or who are not sample members.

- |     |     |  |
|-----|-----|--|
| 948 | 01. | Refusal by all eligible/available FU members.                                    |
| 110 | 02. | No-one at home for contact during the interviewing period                        |
| 96  | 03. | Respondent absent; some FU member contacted, but not the appropriate respondent. |
| 454 | 04. | Lost; unable to locate any member of the FU at all.                              |
| 62  | 05. | FU is located too far away for interviewer contact.                              |
| 192 | 11. | This individual was in the armed forces.   |
| 128 | 12. | This individual was in an educational institution.                               |
| 17  | 13. | This individual was in a health care facility.                                   |
| 8   | 14. | This individual was in jail or prison.   |

440 - 1969 INDIVIDUAL DATA

- 36 19. This individual was in some other type of institution, for example, a religious order. Cases in which the type of institution is unknown are included here, also.
- 21. This individual was not eligible for the interview and the Head or the Wife, whichever is the sample member, became main family nonresponse because he/she was institutionalized by joining the armed forces.
- 22. This individual was not eligible for the interview and the Head or Wife, whichever is sample, became main family nonresponse because he/she was institutionalized by entering an educational institution.
- 23. This individual was not eligible for the interview and the Head or Wife, whichever is the sample member, became main family nonresponse because he/she was institutionalized by entering a health care facility.
- 24. This individual was not eligible for the interview and the Head or Wife, whichever is the sample member, became main family nonresponse because he/she was imprisoned.
- 29. This individual was not eligible for the interview and the Head or Wife, whichever is sample, became main family nonresponse because he/she was institutionalized by some means other than the above; for example, he/she may have entered a religious order. Cases in which the type of institution is unknown are included here, also.
- 36 31. This individual was unable to cooperate through disability.
- 23 32. This individual was not eligible for the interview and became main family nonresponse because the Head or Wife, whichever is sample, was unable to cooperate through disability.
- 84 41. This individual died between the 1968 and 1969 interviews.
- 2 42. This individual was not eligible for the interview and became main family nonresponse because the Head or Wife, whichever is the sample member, died.
- 51. This individual, although followed for interview, was discovered to be nonsample: office error.
- 71 52. This individual should have been followed but was not: office error.
- 53. This individual was mistakenly included in two or more response families at once; this record is the duplicate, or erroneous, one.
- 54. Listing error: this individual never existed or was not really living in the FU.
- 4 59. Other office error
- 91. This sample individual moved out of the 1969 main family and was eligible for interviewing but the reason for nonresponse is NA.
- 116 92. This sample individual was not eligible for interviewing at the time he/she moved out because he/she was too young to be followed.
- 93. The Head or Wife of this FU, whichever is sample, united with another FU; this individual was not eligible for the interview and therefore became nonresponse.
- 27,829 97. This individual had not been born or moved in by the time of the 1969 interview (V30020>0000 and V30021=00); individual from Latino sample (V30001=7001-9043)
- 35 98. This spouse had moved out and not returned or died in the year preceding the 1968 interview (V30002=228 or V30002=227 and V30020=0000)
- 144 99. NA; DK
- 16,495 00. Inap.: in a panel family in 1969 (V30021=01-20)

V30042 'INDIVIDUAL WEIGHT 69' TLOC= 85- 87

1969 Individual Weight

This variable is nonzero only for sample members associated with a 1969 response family. It was recalculated for 1969, taking account of the heavier nonresponse losses suffered in that year, including mortality. Sample



members born into the family in 1969 receive either the average of the Head's and spouse's weights or, in the event of a single Head, the child receives the Head's weight. Refer to Section I, Part 5 of this volume for details on the weights themselves.

OSIRIS USERS: Note that this variable is defined in the dictionary as having one decimal place.

00. From Latino sample (V30001=7001-9043); born or moved in after the 1969 interview (V30020>0000 and V30021=00); nonsample spouse who moved out or died in the year preceding the 1968 interview (V30002=228 or V30002=227 and V30020=0000); nonsample individual (V30002=170-228)

**1970 INDIVIDUAL VARIABLES:** Distributions are calculated for all cases using the 1970 weight (V30066) for the percents.

V30043 '1970 INTERVIEW NUMBER 70' TL0C= 88- 91

1970 Interview Number (1970 ID Number)

The values for this variable in the range 0001-4645 represent the 1970 ID number of the interview in which this individual was included in 1970. Individuals moving in or born subsequent to the 1970 interview received the 1970 ID number of the family into which they moved.

0000. Main family nonresponse by 1970 or mover-out nonresponse by 1969; from Latino sample (V30001=7001-9043)

V30044 'SEQUENCE NUMBER 70' TL0C= 92- 93

1970 Sequence Number

This sequence number variable provides a means of identifying an individual's status with regard to the FU at the time of the 1970 interview.

16,647	96.2	01-20.	Individuals in the family at the time of the 1970 interview
332	2.4	51-59.	Individuals in institutions at the time of the 1970 interview
306	0.9	71-80.	Individuals who moved out of the FU or out of institutions between the 1969 and 1970 interviews but who were not included in another responding FU for 1970. All such individuals were nonresponse.
67	0.5	81-89.	Individuals who were living in 1969 but who died by the time of the 1970 interview
29,538		00.	From Latino sample (V30001=7001-9043); born or moved in after the 1970 interview; main family nonresponse by 1970 or mover-out nonresponse by 1969 (V30043=0000)

V30045 'RELATIONSHIP TO HEAD 70' TL0C= 94- 95

1970 Relationship to Head

4,649	31.9	01.	Head in 1970; 1969 head who was mover-out nonresponse by the time of the 1970 interview
2,949	22.1	02.	Wife in 1970; 1969 wife who was mover-out nonresponse by the time of the 1970 interview
8,499	42.0	03.	Child, stepchild
156	0.6	04.	Sibling
131	0.6	05.	Parent
475	1.1	06.	Grandchild, great-grandchild
335	0.9	07.	In-law or other relative
70	0.3	08.	Nonrelative
88	0.5	09.	Husband of Head
29,538		00.	From Latino sample (V30001=7001-9043); born or moved in after the 1970 interview (V30043>0000 and V30044=00); main family nonresponse by 1970 or mover-out nonresponse by 1969 (V30043=0000)

V30046 'AGE OF INDIVIDUAL 70' TL0C= 96- 97 MD=99

442 - 1970 INDIVIDUAL DATA

Age at the Time of the 1970 Interview

The values for this variable in the range 02-97 represent the actual age of the individual in years.

- 01. Newborn up to second birthday
- 98. 98 years old or more
- 99. NA
- 00. From Latino sample (V30001=7001-9043); born or moved in after the 1970 interview (V30043>0000 and V30044=00); main family nonresponse by 1970 or mover-out nonresponse by 1969 (V30043=0000)

V30047 'MARR PAIRS INDICATOR 70' TL0C= 98

1970 Married Pairs Indicator

This variable links pairs of individuals who were married or permanently cohabiting at the time of the 1970 interview. The spouses in the first such pair within a family unit each receive a code value of 1 here; the second, a value of 2, etc. Usually, the first married pair consists of Head and Wife/"Wife" or Head and Husband of Head.

- 0. Inap.: not married; spouse was not in FU in 1970; from Latino sample (V30001=7001-9043); born or moved in after the 1970 interview (V30043>0000 and V30044=00); main family nonresponse by 1970 or mover-out nonresponse in 1969 (V30043=0000)

V30048 'WHETHER MOVED IN/OUT 70' TL0C= 99

1970 Moved In/Moved Out indicator

1,394	5.1	1.	Moved in or born between 1969 and 1970 interviews; splitoff in 1970
16	0.0	2.	Appeared; did not move in between the 1969 and 1970 interviews, but not included in FU on previous interviews (usually a listing error)
303	0.9	5.	Moved out of FU or institution between the 1969 and 1970 interviews and was not included in a 1970 panel FU
126	0.8	6.	Moved out of FU and into an institution between the 1969 and 1970 interviews
67	0.5	7.	Living in 1969 but died by the time of the 1970 interview
11	0.0	8.	Disappeared; moved out prior to the 1969 interview but included in FU for 1969
44,973	92.6	0.	Inap.: in main family in both 1969 and 1970; from Latino sample (V30001=7001-9043); in an institution in both 1969 and 1970 (V30021=51-59 and V30044=51-59); born or moved in after the 1970 interview (V30043>0000 and V30044=00); main family nonresponse by 1970 or mover-out nonresponse by 1969 (V30043=0000)

V30049 'MONTH MOVED IN/OUT 70' TL0C= 100- 101 MD=99

Month Moved In or Out

97	0.4	01.	January
64	0.3	02.	February
84	0.2	03.	March
70	0.3	04.	April
77	0.3	05.	May
93	0.4	06.	June
96	0.2	07.	July
118	0.4	08.	August
99	0.5	09.	September
71	0.3	10.	October
81	0.3	11.	November
57	0.2	12.	December
162	0.6	99.	NA; DK
45,721	95.7	00.	Inap.: from Latino sample (V30001=7001-9043); splitoff; born or moved in after the 1970 interview (V30043>0000 and V30044=00); main family nonresponse by 1970 or mover-out

nonresponse by 1969 (V30043=0000); moved from institution to own FU between the 1969 and 1970 interviews and was not interviewed for 1970 (V30021=51-59 and V30044=71-80); in an institution in both 1969 and 1970 (V30044=51-59 and V30048=0); stayed in main family (V30044=01-20 and V30048=0)

V30050 'YEAR MOVED IN/OUT 70' TL0C= 102- 103 MD=99

Year Moved In or Out

The last two digits of the year the move occurred are coded here. For example, a value of 70 indicates a move during the year 1970.

99. NA; DK

00. Inap.: from Latino sample (V30001=7001-9043); born or moved in after the 1970 interview (V30043>0000 and V30044=00); main family nonresponse by 1970 or mover-out nonresponse by 1969 (V30043=0000); moved from institution to own FU between the 1969 and 1970 interviews and was not interviewed for 1970 (V30021=51-59 and V30044=71-80); in an institution in both 1969 and 1970 (V30044=51-59 and V30048=0); stayed in main family (V30044=01-20 and V30048=0); splitoff (V30048=1 and V30049=00)

V30051 'STOPPED SCHOOL 70' TL0C= 104 MD=9

A6. Did any of the children stop going to school in 1969?

A7. Who was that?

220	1.1	1.	Yes, stopped going to school
16,769	97.2	5.	No, did not stop; was age 25 or older (V30046=25-98)
362	1.7	9.	NA
29,539	0.0	0.	From Latino sample (V30001=7001-9043); born or moved in after the 1970 interview (V30043>0000 and V30044=00); main family nonresponse by 1970 or mover-out nonresponse by 1969 (V30043=0000)

V30052 'GRADE FINISHED 70' TL0C= 105- 106 MD=99

COMPLETED EDUCATION IN 1970:

A8. What is the highest grade (he/she) finished?

The values for this variable (01-16) represent the actual grade of school completed; e.g., a value of 08 indicates that this individual has completed the eighth grade and was no longer in school. A code value of 16 indicates that this individual is at least a college graduate. This variable contains zeroes for current Heads and Wives/"Wives" because information about completed education was not asked annually for them as it was for other family unit members. Comparability is a problem here because not only is the Head and Wife/"Wife" information available only in bracketed form but also includes codes for receipt of nonacademic training and advanced degrees.

99. NA

00. Inap.: from Latino sample (V30001=7001-9043); born or moved in after the 1970 interview (V30043>0000 and V30044=00); main family nonresponse by 1970 or mover-out nonresponse by 1969 (V30043=0000); Head or Wife in 1970 (V30044=01-20 and V30045=01 or 02); did not stop school or individual was age 25 or older (V30051=5 or 9)

V30053 'HRS/WK HOUSEWK 70' TL0C= 107- 108 MD=99

G15. About how much time does (he/she) (do you) spend on this housework in an average week - I mean time spent cooking, cleaning, and other work around the house?

G16. Does anyone else here in the household help with the housework?

G17. Who is that?

G18. About how much time does (he/she) spend on housework in an average week?

## 444 - 1970 INDIVIDUAL DATA

The values for this variable in the range 01-97 represent the actual housework hours done per week by this individual.

98. 98 hours or more  
 99. NA, DK  
 00. Inap.: none; from Latino sample (V30001=7001-9043); born or moved in after the 1970 interview (V30043>0000 and V30044=00); main family nonresponse by 1970 or mover-out nonresponse by 1969 (V30043=0000); in an institution at time of 1970 interview or mover-out nonresponse from 1970 (V30044=51-89)

## V30054 'DISABLED OR RQ CARE 70' TL0C= 109 MD=9

- H56a. Do you (HEAD) have any physical or nervous condition that limits the kind of work you can do?  
 H56b. Do you (HEAD) have any physical or nervous condition that limits the amount of work you can do?  
 H56c. Does your health limit the work you can do around the house?  
 H59. Is there anyone (else) in this family who is not working or not going to school because of poor health?  
 H60. Who is that?  
 H62. Is there anyone (else) in this family who requires a lot of extra care?  
 H63. Who is that?

1,351	8.8	1.	Yes, is disabled
315	1.9	2.	Yes, requires extra care
15,112	86.5	5.	No; in an institution at time of 1970 interview or mover-out nonresponse from 1970 (V30044=51-89)
573	2.8	9.	NA
29,539	0.0	0.	Inap.: from Latino sample (V30001=7001-9043); born or moved in after the 1970 interview (V30043>0000 and V30044=00); main family nonresponse by 1970 or mover-out nonresponse by 1969 (V30043=0000)

## V30055 'RESPONDENT? 70' TL0C= 110 MD=9

M2. Who was respondent (relation to Head)?

4,641	32.1	1.	This individual was respondent
12,685	67.8	5.	This individual was <u>not</u> respondent; includes institutionalized individuals and mover-out nonresponse from 1970 (V30044=51-89)
25	0.2	9.	NA; DK
29,539	0.0	0.	From Latino sample (V30001=7001-9043); born or moved in after the 1970 interview (V30043>0000 and V30044=00); main family response by 1970 or mover-out nonresponse by 1969 (V30043=0000)

## V30056 'TYPE OF INCOME 70' TL0C= 111 MD=9

TYPE OF INCOME RECEIVED DURING 1969:

- H23. Was that from wages, a pension, a business, or what?  
 H29. What was that from?

4,804	30.8	1.	Labor income only
827	5.1	2.	Transfer income only
42	0.4	3.	Asset income only
2,170	17.5	4.	Combination of labor, transfer and/or asset
43	0.2	9.	NA
39,004	46.0	0.	Inap.: from Latino sample (V30001=7001-9043); no income; born or moved in after the 1970 interview (V30043>0000 and V30044=00); main family nonresponse by 1970 or mover-out nonresponse by 1969 (V30043=0000); in institution in both 1969 and 1970 (V30044=51-59 and V30048=0)

## V30057 'MONEY INCOME 70' TL0C= 112- 116 MD=99999

TOTAL 1969 MONEY INCOME OF THIS INDIVIDUAL:

- H22. About how much did that amount to in 1969?  
 H30. How much was that last year?

This variable contains only the labor portion of income if the person was Head or Wife in 1970. Users should take these items from the family portion of the data. Values in the range 00001-99997 represent the actual total income of each other individual in whole dollars. Missing data were not assigned.

99998. \$99,998 or more  
 99999. NA  
 00000. Inap.: from Latino sample (V30001=7001-9043); born or moved in after the 1970 interview (V30043>0000 and V30044=00); main family nonresponse by 1970 or mover-out nonresponse by 1969 (V30043=0000); in an institution in both 1969 and 1970 (V30044=51-59 and V30048=0); no income (V30056=0)

**V30058 'HOURS WORKED 70' TL0C= 117- 120 MD=9999**

WORK HOURS IN 1969:

H25. Can you tell me about how many weeks (he/she) worked?  
 H26. About how many hours a week was that?  
 H27. (IF DON'T KNOW) Was that more than half time?

The values for this variable represent the actual hours worked in 1969 by this individual. Missing data were not assigned.

9999. NA  
 0000. Inap.: did not work; from Latino sample (V30001=7001-9043); born or moved in after the 1970 interview (V30043>0000 and V30044=00); main family nonresponse by 1970 or mover-out response by 1969 (V30043=0000); in institution in both 1969 and 1970 (V30044=51-59 and V30048=0)

**V30059 'SHARE EXPENSES 70' TL0C= 121 MD=9**

H31. Does (he/she) share in the family's expenses or what?

705	3.3	1.	Yes, unqualified
65	0.4	3.	Yes, qualified; a little; less than \$10 per week; sometimes
640	4.9	5.	No
7,458	53.3	9.	NA
38,022	38.2	0.	Inap.: from Latino sample (V30001=7001-9043); Head or Wife in 1970 (V30044=01-20 and V30045=01 or 02); born or moved in after the 1970 interview (V30043>0000 and V30044=00); main family nonresponse by 1970 or mover-out nonresponse by 1969 (V30043=0000); in institution in both 1969 and 1970 (V30044=51-59 and V30048=0); no income (V30056=0)

**V30060 'LIKELY TO MOVE OUT 70' TL0C= 122 MD=9**

H32. Is (he/she) likely to move away within the next few years?

363	2.4	1.	Yes, will move
75	0.5	3.	Pro-con. depends
727	4.5	5.	No, will stay
457	2.3	7.	Already moved out (V30048=5-8)
111	0.5	8.	DK
7,448	53.2	9.	NA
37,709	36.7	0.	Inap.: from Latino sample (V30001=7001-9043); Head or Wife in 1970 (V30044=01-20 and V30045=01 or 02); born or moved in after the 1970 interview (V30043>0000 and V30044=00); main family nonresponse by 1970 or mover-out nonresponse by 1969 (V30043=0000); in institution in both 1969 and 1970 (V30044=51-59 and V30048=0); no income (V30056=0)

**V30061 'MO S/O FAM FORMED 70' TL0C= 123- 124 MD=99**

Month Splitoff Moved Out of Main Family Unit

Refer to Section I, Part 5 of this volume for details of this variable's generation.

446 - 1970 INDIVIDUAL DATA

47	0.1	01.	January
44	0.1	02.	February
28	0.1	03.	March
38	0.2	04.	April
39	0.2	05.	May
62	0.3	06.	June
39	0.2	07.	July
41	0.3	08.	August
51	0.2	09.	September
42	0.2	10.	October
40	0.2	11.	November
31	0.1	12.	December
73	0.6	98.	Moved out of an institution
138	0.3	99.	NA; DK
46,177	97.1	00.	Inap.: from Latino sample (V30001=7001-9043); born or moved in after the 1970 interview (V30043>0000 and V30044=00); main family nonresponse by 1970 or mover-out nonresponse by 1969 (V30043=0000); not a splitoff in 1970 (V30048#1 or V30048=1 and V30049#00)

**V30062 'YR S/O FAM FORMED 70' TL0C= 125- 126 MD=99**

Year Splitoff Moved Out of Main Family Unit

The last two digits of the year the move occurred is coded here. For example, a value of 70 indicates a move during the year 1970. Refer to Section I, Part 5 of this volume for details of this variable's generation.

- 98. Moved out of an institution
- 99. NA year
- .00. Inap.: from Latino sample (V30001=7001-9043); born or moved in after the 1970 interview (V30043>0000 and V30044=00); main family nonresponse by 1970 or mover-out nonresponse by 1969 (V30043=0000); not a splitoff in 1970 (V30048#1 or V30048=1 and V30049#00)

**V30063 'MAIN FAM ID FOR S/O 70' TL0C= 127- 130**

1970 ID Number of the Main Family from which this Individual's Splitoff Family Was Formed

Actual 1970 ID Numbers (0001-4645) were coded for individuals who moved out of main families or institutions to form splitoff families.

- 9997. This splitoff individual did not move out of a main family or institution, e.g., nonsample Heads, Wives or others who appeared for the first time in the 1970 splitoff family; children newly born in, etc.
- 0000. Inap.: from Latino sample (V30001=7001-9043); born or moved in after the 1970 interview (V30043>0000 and V30044=00); main family nonresponse by 1970 or mover-out nonresponse by 1969 (V30043=0000); not a splitoff in 1970 (V30048#1 or V30048=1 and V30049#00)

**V30064 'TYPE OF IND RECORD 70' TL0C= 131- 132 MD=99**

Type of Individual Data Record in 1970

All individuals who became main family nonresponse in 1970 have 1970 ID numbers equal to 0000 and zero data values for 1970, but have nonzero data values for their 1969 records. Mover-out nonresponse individuals for 1970 have nonzero data for 1970 just as response individuals do; however, the movers-out have 1970 sequence numbers in the range 51-89. Codes 01-04 below apply to main family nonresponse individuals only; codes 06-08 are reserved for mover-out nonresponse.

- 227 01. This sample member was 18 years old or older at the time of main family nonresponse and had been in the FU in 1969.
- 142 02. This sample member was less than 18 at the time of main family nonresponse and had been in the FU in 1969.
- 28 03. This nonsample individual had been in the 1969 FU, and this FU became nonresponse in 1970.

9	04.	This sample member had been in an institution in 1969 but his or her main family became nonresponse in 1970.
333	05.	This sample member, although connected with a 1970 response family, was in an institution at the time of the 1970 interview.
171	06.	This sample member was 18 years old or older and moved out or died between the 1969 and 1970 interviews.
67	07.	This sample member was less than 18 and moved out or died between the 1969 and 1970 interviews.
134	08.	This nonsample individual moved out or died between the 1969 and 1970 interviews.
26,963	09.	This individual had not been born or moved in by the time of the 1970 interview; individual from Latino sample (V30001=7001-9043)
2,169	10.	This individual had become nonresponse by the time of the 1969 interview
	99.	NA; DK
16,647	00.	Inap.: in a panel family in 1970 (V30044=01-20)

V30065 'WHY NONRESPONSE 70' TL0C= 133- 134 MD=99

Reason for NonFU Membership in 1970

Individuals ineligible for the interview consist of those who were too young (under 18 years old) or who are not sample members.

213	01.	Refusal by all eligible/available FU members.
9	02.	No-one at home for contact during the interviewing period.
13	03.	Respondent absent; some FU member contacted, but not the appropriate respondent.
149	04.	Lost; unable to locate any member of the FU at all.
23	05.	FU is located too far away for interviewer contact.
168	11.	This individual was in the armed forces.
111	12.	This individual was in an educational institution.
17	13.	This individual was in a health care facility
14	14.	This individual was in jail or prison
30	19.	This individual was in some other type of institution, for example, a religious order. Cases in which the type of institution is unknown are included here, also.
	21.	This individual was not eligible for the interview and the Head or the Wife, whichever is the sample member, became main family nonresponse because he/she was institutionalized by joining the armed forces.
	22.	This individual was not eligible for the interview and became main family nonresponse because the Head or Wife, whichever is sample, became institutionalized by entering an educational institution.
	23.	This individual was not eligible for the interview and became main family nonresponse because the Head or Wife, whichever is the sample member, became institutionalized by entering a health care facility.
	24.	This individual was not eligible for the interview and became main family nonresponse because the Head or Wife, whichever is the sample member, became institutionalized through imprisonment.
3	29.	This individual was not eligible for the interview and became main family nonresponse because the Head or Wife, whichever is sample, became institutionalized by some means other than the above; for example, he/she may have entered a religious order. Cases in which the type of institution is unknown are included here, also.
12	31.	This individual was unable to cooperate through disability.
2	32.	This individual was not eligible for the interview and the Head or Wife, whichever is sample, was unable to cooperate through disability.
83	41.	This individual died between the 1969 and 1970 interviews.
1	42.	This individual was not eligible for the interview and became main family nonresponse because the Head or Wife, whichever is sample, died.
8	51.	This individual, although followed for interview, was discovered to be nonsample: office error.

448 - 1970 INDIVIDUAL DATA

- 65            52. This individual should have been followed but was not: office error.
- 5             53. This individual was mistakenly included in two or more response families at once; this record is the duplicate, or erroneous, one.
- 54. Listing error: this individual never existed or was not really living in the FU.
- 59. Other office error
- 91. This sample individual moved out of the 1970 main family and was eligible for interviewing but the reason for nonresponse is NA.
- 184           92. Individual moved out of the 1970 main family and was not eligible for interviewing because he/she was either nonsample or too young.
- 93. The Head or Wife of this FU, whichever is sample, united with another FU; this individual was not eligible for the interview and therefore became nonresponse.
- 26,963       97. This individual had not been born or moved in by the time of the 1970 interview (V30043>0000 and V30044=00); individual from Latino sample (V30001=7001-9043)
- 2,169        98. This individual became main family or mover-out nonresponse by 1969 (V30020=0000 and V30043=0000 or V30020>0000 and V30021=71-89 and V30043=0000)
- 1             99. NA; DK
- 16,647      00. Inap.: in a panel family in 1970 (V30044=01-20)

**V30066 'INDIVIDUAL WEIGHT 70' TLOC= 135- 137**

1969 Individual Weight, Updated for 1970

This variable is nonzero only for sample members associated with a 1970 response family. Sample members born into the family in 1970 receive either the average of the Head's and spouse's weights or, in the event of a single Head, the child receives the Head's weight. Those sample members returning to a panel family after becoming nonresponse receive the same weight that they had in the last year that they had nonzero data. Refer to Section I, Part 5 of this volume for details on the weights themselves.

OSIRIS USERS: Note that this variable is defined in the dictionary as having one decimal place.

- 00. From Latino sample (V30001=7001-9043); born or moved in after the 1970 interview (V30043>0000 and V30044=00); main family nonresponse by 1970 or mover-out nonresponse by 1969 (V30043=0000); nonsample individual (V30002=170-228)

**1971 INDIVIDUAL VARIABLES:** Distributions are calculated for all cases using the 1971 weight (V30090) for the percents.

**V30067 '1971 INTERVIEW NUMBER 71' TLOC= 138- 141**

1971 Interview Number (1971 ID Number)

The values for this variable in the range 0001-4840 represent the 1971 ID number of the interview in which this individual was included in 1971. Individuals moving in or born subsequent to the 1971 interview received the 1971 ID number of the family into which they moved.

- 0000. From Latino sample (V30001=7001-9043); main family nonresponse by 1971 or mover-out nonresponse by 1970

**V30068 'SEQUENCE NUMBER 71' TLOC= 142- 143**

1971 Sequence Number

This sequence number variable provides a means of identifying an individual's status with regard to the FU at the time of the 1971 interview.



16,930	96.7	01-20.	Individuals in the family at the time of the 1971 interview
322	2.3	51-59.	Individuals in institutions at the time of the 1971 interview
270	0.5	71-80.	Individuals who moved out of the FU or out of institutions between the 1970 and 1971 interviews but who were not included in another responding FU for 1971. All such individuals were nonresponse.
68	0.5	81-89.	Individuals who were living in 1970 but died by the time of the 1971 interview
29,300		00.	From Latino sample (V30001=7001-9043); born or moved in after the 1971 interview; main family nonresponse by 1971 or mover-out nonresponse by 1970 (V30067=0000)

**V30069 'RELATIONSHIP TO HEAD 71' TLOC= 144- 145**

1971 Relationship to Head

4,914	33.0	01.	Head in 1971; 1970 Head who was mover-out nonresponse by the time of the 1971 interview
3,036	22.2	02.	Wife in 1971; 1970 Wife who was mover-out nonresponse by the time of the 1971 interview
8,424	41.4	03.	Child, stepchild
148	0.5	04.	Sibling
121	0.6	05.	Parent
506	1.2	06.	Grandchild, great-grandchild
343	0.7	07.	In-law or other relative
70	0.2	08.	Nonrelative
28	0.2	09.	Husband of Head (i.e., wife was Head of family)
29,300		00.	From Latino sample (V30001=7001-9043); born or moved in after the 1971 interview (V30067>0000 and V30068=00); main family nonresponse by 1971 or mover-out nonresponse by 1970 (V30067=0000)

**V30070 'AGE OF INDIVIDUAL 71' TLOC= 146- 147 MD=99**

Age at the Time of the 1971 Interview

The values for this variable in the range 02-97 represent the actual age of the individual in years.

- 01. Newborn up to second birthday
- 98. 98 years old or more
- 99. NA
- 00. From Latino sample (V30001=7001-9043); born or moved in after the 1971 interview (V30067>0000 and V30068=00); main family nonresponse by 1971 or mover-out nonresponse by 1970 (V30067=0000)

**V30071 'MARR PAIRS INDICATOR 71' TLOC= 148**

1971 Married Pairs Indicator

This variable links pairs of individuals who were married or permanently cohabiting at the time of the 1971 interview. The spouses in the first such pair within a family unit each receive a code value of 1 here; the second, a value of 2, etc. Usually, the first married pair consists of Head and Wife/ "Wife" or Head and Husband of Head.

- 0. Inap.: not married; spouse was not in FU in 1971; from Latino sample (V30001=7001-9043); born or moved in after the 1971 interview (V30067>0000 and V30068=00); main family nonresponse by 1971 or mover-out nonresponse by 1970 (V30067=0000)

**V30072 'WHETHER MOVED IN/OUT 71' TLOC= 149**

1971 Moved In/Moved Out Indicator

1,370	4.6	1.	Moved in or born between the 1970 and 1971 interviews; splitoff in 1971
-------	-----	----	---

450 - 1971 INDIVIDUAL DATA

5	0.0	2.	Appeared; did not move in between the 1970 and 1971 interviews but not included in FU on previous interviews (usually a listing error)
262	0.5	5.	Moved out of FU or institution between 1970 and 1971 interviews and was not included in a 1971 panel FU
125	0.8	6.	Moved out of FU and into an institution between the 1970 and 1971 interviews
68	0.5	7.	Living in 1970 but died by the time of the 1971 interview
10	0.0	8.	Disappeared; moved out prior to the 1970 interview but included in FU for 1970 (usually a listing error)
45,050	93.6	0.	Inap.: in main family both in 1970 and 1971; from Latino sample (V30001=7001-9043); in an institution in both 1970 and 1971 (V30044=51-59 and V30068=51-59); born or moved in after the 1971 interview (V30067>0000 and V30068=00); main family nonresponse by 1971 or mover-out nonresponse by 1970 (V30067=0000)

V30073 'MONTH MOVED IN/OUT 71' TL0C= 150- 151 MD=99

Month Moved In or Out

113	0.4	01.	January
60	0.1	02.	February
64	0.2	03.	March
60	0.2	04.	April
103	0.2	05.	May
108	0.4	06.	June
78	0.2	07.	July
101	0.3	08.	August
137	0.7	09.	September
75	0.2	10.	October
88	0.3	11.	November
79	0.2	12.	December
132	0.4	99.	NA; DK
45,692	96.1	00.	Inap.: splitoff; from Latino sample (V30001=7001-9043); born or moved in after the 1971 interview (V30067>0000 and V30068=00); main family nonresponse by 1971 or mover-out nonresponse by 1970 (V30067=0000); move... from institution to own FU between the 1970 and 1971 interviews and was not interviewed for 1971 (V30044=51-59 and V30068=71-80); in an institution in both 1970 and 1971 (V30068=51-59 and V30072=0); did not move in or out (V30068=01-20 and V30072=0)

V30074 'YEAR MOVED IN/OUT 71' TL0C= 152- 153 MD=99

Year Moved In or Out

The last two digits of the year the move occurred are coded here. For example, a value of 71 indicates a move during the year 1971.

- 99. NA; DK
- 00. Inap.: from Latino sample (V30001=7001-9043); born or moved in after the 1971 interview (V30067>0000 and V30068=00); main family nonresponse by 1971 or mover-out nonresponse by 1970 (V30067=0000); moved from institution to own FU between the 1970 and 1971 interviews and was not interviewed for 1971 (V30044=51-59 and V30067=71-80); in an institution in both 1970 and 1971 (V30068=51-59 and V30072=0); stayed in main family (V30068=01-20 and V30072=0); splitoff (V30072=1 and V30073=00)

V30075 'STOPPED SCHOOL 71' TL0C= 154 MD=9

- A6. Did any of the children stop going to school in 1970?
- A7. Who was that?

179	1.0	1.	Yes, stopped going to school
17,119	97.6	5.	No, did not stop; was age 25 or older (V30069=25-98)
292	1.4	9.	NA; DK

29,300 0. From Latino sample (V30001=7001-9043); born or moved in after the 1971 interview (V30067>0000 and V30068=00); main family nonresponse by 1971 or mover-out nonresponse by 1970 (V30067=0000)

V30076 'GRADE FINISHED 71' TL0C= 155- 156 MD=99

COMPLETED EDUCATION FOR 1971:

A8. What is the highest grade (he/she) finished?

The values for this variable (01-16) represent the actual grade of school completed, e.g., a value of 08 indicates that this individual completed the eighth grade and was no longer in school. A code value of 16 indicates that this individual is at least a college graduate. Comparability is a problem here because not only is the Head and Wife/"Wife" information available only in bracketed form but also includes codes for receipt of nonacademic training and advanced degrees.

99. NA; DK

00. Inap.: from Latino sample (V30001=7001-9043); born or moved in after the 1971 interview (V30067>0000 and V30068=00); main family nonresponse by 1971 or mover-out nonresponse by 1970 (V30067=0000); Head or Wife in 1971 (V30068=01-20 and V30069=01 or 02); did not stop school or individual was age 25 or older (V30075=5 or 9)

V30077 'HRS/WK HSWK 71' TL0C= 157- 158 MD=99

- G20. About how much time (does he/she) (do you) spend on this housework in an average week -- I mean time spent cooking, cleaning, and other work around the house?  
 G21. Does anyone else here in the household help with the housework?  
 G22. Who is that?  
 G23. About how much time does (he/she) spend on housework in the average week?

The values for this variable in the range 01-97 represent the actual housework hours done per week by this individual.

98. 98 hours or more

99. NA, DK

00. Inap.: none; from Latino sample (V30001=7001-9043); born or moved in after the 1971 interview (V30067>0000 and V30068=00); main family nonresponse by 1971 or mover-out nonresponse by 1970 (V30067=0000); in an institution at time of 1971 interview or mover-out nonresponse from 1971 (V30068=51-89)

V30078 'DISABLED OR REQ CR 71' TL0C= 159 MD=9

- H56a. Do you (HEAD) have any physical or nervous condition that limits the kind of work you can do?  
 H56b. Do you (HEAD) have any physical or nervous condition that limits the amount of work you can do?  
 H56c. Does your health limit the work you can do around the house?  
 H59. Is there anyone (else) in this family who is not working or not going to school because of poor health?  
 H60. Who is that?  
 H62. Is there anyone (else) in this family who requires a lot of extra care?  
 H63. Who is that?
- 
- |        |      |    |   |
|--------|------|----|---|
| 1,513  | 9.9  | 1. | Yes, is disabled  |
| 309    | 1.9  | 2. | Yes, requires extra care  |
| 15,176 | 85.4 | 5. | No; in an institution at time of 1971 interview or mover-out nonresponse from 1971 (V30068=51-89)   |
| 593    | 2.8  | 9. | NA  |
| 29,299 |      | 0. | Inap.: from Latino sample (V30001=7001-9043); born or moved in after the 1971 interview (V30067>0000 and V30068=00); main family nonresponse by 1971 or mover-out nonresponse by 1970 (V30067=0000) |

V30079 'RESPONDENT? 71' TL0C= 160 MD=9

452 - 1971 INDIVIDUAL DATA

M2. Who was respondent (relation to Head)?

4,839	32.9	1.	This individual was respondent
12,749	67.1	5.	This individual was <u>not</u> respondent; includes institutionalized individuals and mover-out nonresponse from 1971 (V30068=51-89)
2	0.0	9.	NA; DK
29,300		0.	From Latino sample (V30001=7001-9043); born or moved in after the 1971 interview (V30067>0000 and V30068=00); main family nonresponse by 1971 or mover-out nonresponse by 1970 (V30067=0000)

V30080 'TYPE OF INCOME 71' TL0C= 161 MD=9

TYPE OF INCOME RECEIVED DURING 1970:

H23. Was that from wages, a pension, a business, or what?

4,594	28.3	1.	Labor income only
880	5.0	2.	Transfer income only
46	0.4	3.	Asset income only
2,412	18.6	4.	Combination including labor income
285	2.8	5.	Combination excluding labor income
8	0.0	9.	NA
38,665	44.8	0.	Inap.: no income; from Latino sample (V30001=7001-9043); born or moved in after the 1971 interview (V30067>0000 and V30068=00); main family nonresponse by 1971 or mover-out nonresponse by 1970 (V30067=0000); in an institution in both 1970 and 1971 (V30068=51-59 and V30072=0)

V30081 'MONEY INCOME 71' TL0C= 162- 166 MD=99999

TOTAL 1970 MONEY INCOME OF THIS INDIVIDUAL:

H22. About how much did that amount to in 1970?

H30. How much was that last year?

This variable contains only the labor portion of income if the individual was Head or Wife in 1971. Users should take these items from the family portion of the data. Values in the range 00001-99997 represent the actual total income of each other individual in whole dollars. Missing data were not assigned.

99998. \$99,998 or more

99999. NA

00000. Inap.: from Latino sample (V30001=7001-9043); born or moved in after the 1971 interview (V30067>0000 and V30068=00); main family nonresponse by 1971 or mover-out nonresponse by 1970 (V30067=0000); in an institution in both 1970 and 1971 (V30068=51-59 and V30072=0); no income (V30080=0)

V30082 'HOURS WORKED 71' TL0C= 167- 170 MD=9999

WORK HOURS IN 1970:

H25. Can you tell me about how many weeks (he/she) worked?

H26. About how many hours a week was that?

H27. (IF DON'T KNOW) Was that more than half time?

The values for this variable represent the actual hours worked in 1970 by this individual. Missing data were not assigned.

9999. NA

0000. Inap.: from Latino sample (V30001=7001-9043); born or moved in after the 1971 interview (V30067>0000 and V30068=00); main family nonresponse by 1971 or mover-out nonresponse by 1970 (V30067=0000); in an institution in both 1970 and 1971 (V30068=51-59 and V30072=0); did not work (V30080=0, 2, 3 or 5)

V30083 'SHARE EXPENSES 71' TL0C= 171 MD=9

H31. Does (he/she) share in the family's expenses or what?

665	2.9	1.	Yes, unqualified
109	0.7	3.	Yes, qualified (a little; less than \$10 per week; sometimes)
658	5.0	5.	No
8,036	55.9	9.	NA
37,422	35.5	0.	Inap.: from Latino sample (V30001=7001-9043); Head or Wife in 1971 (V30068=01-20 and V30069=01 or 02); born or moved in after the 1971 interview (V30067>0000 and V30068=00); main family nonresponse by 1971 or mover-out nonresponse by 1970 (V30067=0000); in an institution in both 1970 and 1971 (V30068=51-59 and V30072=0); no income (V30080=0)

**V30084 'LIKELY TO MOVE OUT 71' TLOC= 172 MD=9**

H32. Is (he/she) likely to move away within the next few years?

357	2.3	1.	Yes, will move
102	0.7	3.	Pro-con, depends
707	4.2	5.	No, will stay
167	1.0	7.	Already moved out (V30072=5-8)
116	0.5	8.	DK
8,020	55.9	9.	NA
37,421	35.5	0.	Inap.: from Latino sample (V30001=7001-9043); Head or Wife in 1971 (V30068=01-20 and V30069=01 or 02); born or moved in after the 1971 interview (V30067>0000 and V30068=00); main family nonresponse by 1971 or mover-out nonresponse by 1970 (V30067=0000); in an institution in both 1970 and 1971 (V30068=51-59 and V30072=0); no income (V30080=0)

**V30085 'MO S/O FAM FORMED 71' TLOC= 173- 174 MD=99**

Month Splitoff Moved Out of Main Family Unit

Refer to Section I, Part 5 of this volume for details of this variable's generation.

34	0.2	01.	January
30	0.1	02.	February
29	0.1	03.	March
18	0.1	04.	April
29	0.1	05.	May
61	0.2	06.	June
52	0.2	07.	July
58	0.2	08.	August
43	0.1	09.	September
37	0.2	10.	October
34	0.1	11.	November
35	0.1	12.	December
51	0.4	98.	Moved out of an institution
119	0.3	99.	NA; DK
46,260	97.6	00.	Inap.: from Latino sample (V30001=7001-9043); born or moved in after the 1971 interview (V30067>0000 and V30068=00); main family nonresponse by 1971 or mover-out nonresponse by 1970 (V30067=0000); not a splitoff in 1971 (V30072≠1 or V30072=1 and V30073≠00)

**V30086 'YR S/O FAM FORMED 71' TLOC= 175- 176 MD=99**

Year Splitoff Moved Out of Main Family Unit

The last two digits of the year the move occurred are coded here. For example, a value of 71 indicates a move during the year 1971. Refer to Section I, Part 5 of this volume for details of this variable's generation.

98. Moved out of an institution

99. NA year

00. Inap.: from Latino sample (V30001=7001-9043); born or moved in after the 1971 interview (V30067>0000 and V30068=00); main family nonresponse by 1971 or mover-out

## 454 - 1971 INDIVIDUAL DATA

nonresponse by 1970 (V30067=0000); not a splitoff in 1971 (V30072#1 or V30072=1 and V30073#00)

**V30087 'MAIN FAM ID FOR S/O 71' TLOC= 177- 180**

1971 ID Number of the Main Family from which this Individual's Splitoff Family Was Formed

Actual 1971 ID Numbers (0001-4840) were coded for individuals who moved out of main families or institutions to form splitoff families.

9997. This splitoff individual did not move out of a main family or institution, e.g., nonsample Heads, Wives or others who appeared for the first time in the 1971 splitoff family; children newly born in, etc.
0000. Inap.: from Latino sample (V30001=7001-9043); born or moved in after the 1971 interview (V30067>0000 and V30068=00); main family nonresponse by 1971 or mover-out nonresponse by 1970 (V30067=0000); not a splitoff in 1971 (V30072#1 or V30072=1 and V30073#00)

**V30088 'TYPE OF IND RECORD 71' TLOC= 181- 182 MD=99**

Type of Individual Data Record in 1971

All individuals who became main family nonresponse in 1971 have 1971 ID numbers equal to 0000 and zero data values for 1971, but have nonzero data values for their 1970 records. Mover-out nonresponse individuals for 1971 have nonzero data for 1971 just as response individuals do; however, the movers-out have 1971 sequence numbers in the range 51-89. Codes 01-04 below apply to main family nonresponse individuals only; codes 06-08 are reserved for mover-out nonresponse.

- |        |     |   |
|--------|-----|---|
| 149    | 01. | This sample member was 18 years old or older at the time of main family nonresponse and had been in the FU in 1970.               |
| 97     | 02. | This sample member was less than 18 at the time of main family nonresponse and had been in the FU in 1970.                        |
| 21     | 03. | This nonsample individual had been in the 1970 FU, and this FU became nonresponse in 1971.  |
| 7      | 04. | This sample member had been in an institution in 1970 but his or her main family became nonresponse in 1971.                      |
| 322    | 05. | This sample member, although connected with a 1971 response family, was in an institution at the time of the 1971 interview.      |
| 117    | 06. | This sample individual was 18 years old or older and moved out or died between the 1970 and 1971 interviews.                      |
| 51     | 07. | This sample member was less than 18 and moved out or died between the 1970 and 1971 interviews.                                   |
| 170    | 08. | This nonsample individual moved out or died between the 1970 and 1971 interviews.   |
| 26,118 | 09. | This individual had not been born or moved in by the time of the 1971 interview; individual from Latino sample (V30001=7001-9043) |
| 2,908  | 10. | This individual had become nonresponse by the time of the 1970 interview.   |
|        | 99. | NA; DK  |
| 16,930 | 00. | Inap.: in a panel family in 1971 (V30068=01-20).  |

**V30089 'WHY NONRESPONSE 71' TLOC= 183- 184 MD=99**

Reason for NonFU Membership in 1971

Individuals ineligible for the interview consist of those who were too young (under 18 years old) or who are not sample members.

- |     |     |  |
|-----|-----|--|
| 162 | 01. | Refusal by all eligible/available FU members.                                    |
| 5   | 02. | No-one at home for contact during the interviewing period.                       |
|     | 03. | Respondent absent; some FU member contacted, but not the appropriate respondent. |
| 71  | 04. | Lost; unable to locate any member of the FU at all.                              |
| 13  | 05. | FU is located too far away for interviewer contact.                              |
| 137 | 11. | This individual was in the armed forces.   |
| 117 | 12. | This individual was in an educational institution.                               |

12	13.	This individual was in a health care facility
20	14.	This individual was in jail or prison
39	19.	This individual was in some other type of institution, for example, a religious order. Cases in which the type of institution is unknown are included here, also.
	21.	This individual was not eligible for the interview and the Head or the Wife, whichever is the sample member, became main family nonresponse because he/she was institutionalized by joining the armed forces.
	22.	This individual was not eligible for the interview and became main family nonresponse because the Head or Wife, whichever is sample, became institutionalized by entering an educational institution.
	23.	This individual was not eligible for the interview and became main family nonresponse because the Head or Wife, whichever is the sample member, became institutionalized by entering a health care facility.
	24.	This individual was not eligible for the interview and became main family nonresponse because the Head or Wife, whichever is the sample member, became institutionalized through imprisonment.
	29.	This individual was not eligible for the interview and became main family nonresponse because the Head or Wife, whichever is sample, became institutionalized by some means other than the above; for example, he/she may have entered a religious order. Cases in which the type of institution is unknown are included here, also.
15	31.	This individual was unable to cooperate through disability.
3	32.	This individual was not eligible for the interview and the Head or Wife, whichever is sample, was unable to cooperate through disability.
104	41.	This individual died between the 1970 and 1971 interviews.
6	42.	This individual was not eligible for the interview and became main family nonresponse because the Head or Wife, whichever is sample, died.
	51.	This individual, although followed for interview, was discovered to be nonsample: office error.
14	52.	This individual should have been followed but was not: office error.
7	53.	This individual was mistakenly included in two or more response families at once; this record is the duplicate, or erroneous, one.
	54.	Listing error: this individual never existed or was not really living in the FU.
1	59.	Other office error
	91.	This sample individual moved out of the 1971 main family and was eligible for interviewing but the reason for nonresponse is NA.
205	92.	Individual moved out of the 1971 main family and was not eligible for interviewing because he/she was either nonsample or too young.
1	93.	The Head or Wife of this FU, whichever is sample, united with another FU; this individual was not eligible for the interview and therefore became nonresponse.
26,118	97.	This individual had not been born or moved in by the time of the 1971 interview (V30067>0000 and V30068=00); individual from Latino sample (V30001=7001-9043)
2,908	98.	This individual became main family or mover-out nonresponse by 1970 (V30043=0000 and V30067=0000 or V30043>0000 and V30044=71-89 and V30066=0000)
2	99.	NA; DK
16,930	00.	Inap.: in a panel family in 1971 (V30068=01-20).

V30090 'INDIVIDUAL WEIGHT 71' TLOC= 185- 187

1969 Individual Weight, Updated for 1971

This variable is nonzero only for sample members associated with a 1971 panel family. Sample members born into the family in 1971 receive either the average of the Head's and spouse's weights or, in the event of a single Head, the child receives the Head's weight. Those sample members returning to a panel family after becoming nonresponse receive the same weight that they had in the last year that they had nonzero data. Refer to Section I, Part 5 of this volume for details on the weights themselves.

OSIRIS USERS: Note that this variable is defined in the dictionary as having one decimal place.

00. From Latino sample (V30001=7001-9043); born or moved in after the 1971 interview (V30067>0000 and V30068=00); main family nonresponse by 1971 or mover-out nonresponse by 1970 (V30067=0000); nonsample individual (V30002=170-228)

**1972 INDIVIDUAL VARIABLES:** Distributions are calculated for all cases using the 1972 weight (V30116) for the percents.

**V30091 '1972 INTERVIEW NUMBER 72' TLOC= 188- 191**

1972 Interview Number (1972 ID Number)

The values for this variable in the range 0001-5060 represent the 1972 ID number of the interview in which this individual was included in 1972. Individuals moving in or born subsequent to the 1972 interview received the 1972 ID number of the family into which they moved.

0000. Main family nonresponse by 1972 or mover-out nonresponse by 1971; from Latino sample (V30001=7001-9043)

**V30092 'SEQUENCE NUMBER 72' TLOC= 192- 193**

1972 Sequence Number

This sequence number variable provides a means of identifying an individual's status with regard to the FU at the time of the 1972 interview.

17,335	96.5	01-20.	Individuals in the family at the time of the 1972 interview
293	2.0	51-59.	Individuals in institutions at the time of the 1972 interview
322	0.8	71-80.	Individuals who moved out of the FU or out of institutions between the 1971 and 1972 interviews but who were not included in another responding FU for 1972. All such individuals were nonresponse.
101	0.8	81-89.	Individuals who were living in 1971 but who died by the time of the 1972 interview
28,839		00.	Born or moved in after the 1972 interview; from Latino sample (V30001=7001-9043); main family nonresponse by 1972 or mover-out nonresponse by 1971 (V30091=0000)

**V30093 'RELATIONSHIP TO HEAD 72' TLOC= 194- 195**

1972 Relationship to Head

5,149	33.7	01.	Head in 1972; 1971 Head who was mover-out nonresponse by the time of the 1972 interview
3,185	22.3	02.	Wife in 1972; 1971 Wife who was mover-out nonresponse by the time of the 1972 interview
8,433	40.9	03.	Child, stepchild
151	0.5	04.	Sibling
123	0.5	05.	Parent
552	1.2	06.	Grandchild or great-grandchild
348	0.6	07.	Other relative; includes in-laws
86	0.2	08.	Nonrelative
24	0.2	09.	Husband of Head (i.e., wife was Head of the family)
28,839		00.	From Latino sample (V30001=7001-9043); born or moved in after the 1972 interview (V30091>0000 and V30092=00); main family nonresponse by 1972 or mover-out nonresponse by 1971 (V30091=0000)



V30094 'AGE OF INDIVIDUAL 72' TL0C= 196- 197 MD=99

Age at the Time of the 1972 Interview

The values for this variable in the range 02-97 represent the actual age of the individual in years.

- 01. Newborn up to second birthday
- 98. 98 years old or more
- 99. NA
- 00. From Latino sample (V30001=7001-9043); born or moved in after the 1972 interview (V30091>0000 and V30092=00); main family nonresponse by 1972 or mover-out nonresponse by 1971 (V30091=0000)

V30095 'MARR PAIRS INDICATOR 72' TL0C= 198

1972 Married Pairs Indicator

This variable links pairs of individuals who were married or permanently cohabiting at the time of the 1972 interview. The spouses in the first such pair within a family unit each receive a code value of 1 here; the second, a value of 2, etc. Usually, the first married pair consists of Head and Wife/"Wife" or Head and Husband of Head. 1 here.

- 0. Inap.: not married; spouse was not in FU in 1972; from Latino sample (V30001=7001-9043); born or moved in after the 1972 interview (V30091>0000 and V30092=00); main family nonresponse by 1972 or mover-out nonresponse by 1971 (V30091=0000)

V30096 'WHETHER MOVED IN/OUT 72' TL0C= 199

1972 Moved In/Moved Out Indicator

1,525	4.7	1.	Moved in or born between the 1971 and 1972 interviews; splitoff in 1972
10	0.0	2.	Appeared; did not move between the 1971 and 1972 interviews, but not included in FU on previous interviews
311	0.7	5.	Moved out of FU or institution between 1971 and 1972 interviews and was not included in a 1972 panel FU
114	0.6	6.	Moved out of FU and into an institution between the 1971 and 1972 interviews
101	0.8	7.	Living in 1971 but died by the time of the 1972 interview
6	0.0	8.	Disappeared; moved out prior to the 1971 interview, but included in FU for 1971 (usually a listing error)
44,823	93.1	0.	Inap.: in main family in both 1971 and 1972; from Latino sample (V30001=7001-9043); in an institution in both 1971 and 1972 (V30068=51-59 and V30092=51-59); born or moved in after the 1972 interview (V30091>0000 and V30092=00); main family nonresponse by 1972 or mover-out nonresponse by 1971 (V30091=0000)

V30097 'MONTH MOVED IN/OUT 72' TL0C= 200- 201 MD=99

Month Moved In or Out

131	0.4	01.	January
89	0.3	02.	February
91	0.2	03.	March
72	0.3	04.	April
104	0.4	05.	May
122	0.3	06.	June
112	0.4	07.	July
86	0.3	08.	August
134	0.6	09.	September
85	0.3	10.	October
134	0.4	11.	November
86	0.3	12.	December
121	0.3	99.	NA; DK
45,523	95.7	00.	Inap.: splitoff; from Latino sample (V30001=7001-9043); born or moved in after the 1972 interview (V30091>0000 and

V30092=00); main family nonresponse by 1972 or mover-out nonresponse by 1971 (V30091=0000); moved from institution to own FU between the 1971 and 1972 interviews and was not interviewed for 1972 (V30068=51-59 and V30092=71-80); in an institution in both 1971 and 1972 (V30092=51-59 and V30096=0); stayed in main family (V30092=01-20 and V30096=0)

**V30098 'YEAR MOVED IN/OUT 72' TL0C= 202- 203 MD=99**

Year Moved In or Out

The last two digits of the year the move occurred are coded here. For example, a value of 72 indicates a move during the year 1972.

99. NA; DK

00. Inap.: from Latino sample (V30001=7001-9043); born or moved in after the 1972 interview (V30091>0000 and V30092=00); main family nonresponse by 1972 or mover-out nonresponse by 1971 (V30091=0000); moved from institution to own FU between the 1971 and 1972 interviews and was not interviewed for 1972 (V30068=51-59 and V30092=71-80); in an institution in both 1971 and 1972 (V30092=51-59 and V30096=0); stayed in main family (V30092=01-20 and V30096=0); splitoff (V30095=1 and V30097=00)

**V30099 'STOPPED SCHOOL 72' TL0C= 204 MD=9**

A6. Did any of the children stop going to school in 1971?

A7. Who was that?

221	1.1	1.	Yes, stopped going to school
17,517	97.6	5.	No, did not stop; was age 25 or older (V30094=25-98); Head or Wife in 1972 (V30092=01-20 and V30093=01 or 02)
311	1.3	9.	NA; DK
28,841	0.0	0.	From Latino sample (V30001=7001-9043); born or moved in after the 1972 interview (V30091>0000 and V30092=00); main family nonresponse by 1972 or mover-out nonresponse by 1971 (V30091=0000)

**V30100 'GRADE FINISHED 72' TL0C= 205- 206 MD=99**

COMPLETED EDUCATION FOR 1972:

A8. What was the highest grade (he/she) finished?

The values for this variable (01-16) represent the actual grade of school completed, e.g., a value of 08 indicates that this individual completed the eighth grade and was no longer in school. A code value of 16 indicates that this individual is at least a college graduate. This variable contains zeroes for current Heads and Wives/"Wives" because information about completed education was not asked annually for them as it was for other family unit members. Comparability is a problem here because not only is the Head and Wife/"Wife" information available only in bracketed form but also includes codes for receipt of nonacademic training and advanced degrees.

99. NA; DK

00. Inap.: From Latino sample (V30001=7001-9043); born or moved in after the 1972 interview (V30091>0000 and V30092=00); main family nonresponse by 1972 or mover-out nonresponse by 1971 (V30091=0000); Head or Wife in 1972 (V30092=01-20 and V30093=01 or 02); did not stop school or individual was age 25 or older (V30099=5 or 9)

**V30101 'WHO DID WORK? 72' TL0C= 207 MD=9**

C20. Who in the family did this work? (Additions and repairs)

2,569	18.8	1.	Yes, this person did some of the work
15,344	80.5	5.	No, this person did <u>not</u> do any of the work; in an institution in 1971 and 1972 (V30092=51-59 and V30096=0)

140 0.7 9. NA; DK  
 28,837 0. From Latino sample (V30001=7001-9043); born or moved in after the 1972 interview (V30091>0000 and V30092=00); main family nonresponse by 1972 or mover-out nonresponse by 1971 (V30091=0000)

V30102 'HRS/WK HSWRK 72' TL0C= 208- 209 MD=99

G26. About how much time (does he/she) (do you) spend on this housework in an average week -- I mean time spent cooking, cleaning, and other work around the house?  
 G28. Does anyone else here in the household help with the housework?  
 G29. Who is that?  
 G30. About how much time does (he/she) spend on housework in an average week?

The values for this variable in the range 01-97 represent the actual housework hours done per week by this individual.

98. 98 hours per week or more  
 99. NA, DK  
 00. Inap.: none; from Latino sample (V30001=7001-9043); main family nonresponse by 1972 or mover-out nonresponse by 1971 (V30091=0000); individual who was born or moved in after the 1972 interview (V30091>0000 and V30092=00); in an institution at time of 1972 interview or mover-out nonresponse from 1972 (V30092=51-89)

V30103 'DISABLED OR REQ CR 72' TL0C= 210 MD=9

H59. Do you (HEAD) have a physical or nervous condition that limits the type of work, or the amount of work you can do?  
 H63. Is there anyone (else) in this family who is not working or not going to school because of poor health?  
 H64. Who is that?  
 H66. Is there anyone (else) in this family who requires a lot of extra care?  
 H67. Who is that?

1,369 8.4 1. Yes, is disabled  
 322 1.8 2. Yes, requires extra care  
 15,774 87.1 5. No, is neither disabled nor requires extra care; in an institution at time of 1972 interview or mover-out nonresponse from 1972 (V30092=51-89)  
 586 2.6 9. NA; DK  
 28,839 0. Inap; from Latino sample (V30001=7001-9043); born or moved in after the 1972 interview (V30091>0000 and V30092=00); main family nonresponse by 1972 or mover-out nonresponse by 1971 (V30091=0000)

V30104 'RESPONDENT?' 72' TL0C= 211 MD=9

N2. Who was respondent (relation to Head)?

5,066 33.5 1. This individual was respondent  
 12,977 66.5 5. This individual was not respondent; includes institutionalized individuals and mover-out nonresponse from 1972 (V30092=51-89)  
 8 0.0 9. NA; DK  
 28,839 0. From Latino sample (V30001=7001-9043); born or moved in after the 1972 interview (V30091>0000 and V30092=00); main family nonresponse by 1972 or mover-out nonresponse by 1971 (V30091=0000)

V30105 'TYPE OF INCOME 72' TL0C= 212 MD=9

TYPE OF INCOME RECEIVED DURING 1971:

H29. Was that from wages, a pension, a business or what?  
 H35. What was that from?

4,990 28.9 1. Labor income only  
 1,026 5.7 2. Transfer income only

## 460 - 1972 INDIVIDUAL DATA

61	0.6	3.	Asset income only
2,534	19.3	4.	Combination including labor
291	2.8	5.	Combination excluding labor income
21	0.1	9.	NA; DK
37,967	42.6	0.	Inap.: no income; from Latino sample (V30001=7001-9043); born or moved in after the 1972 interview (V30091>0000 and V30092=00); main family nonresponse by 1972 or mover-out nonresponse by 1971 (V30091=0000); in an institution in both 1971 and 1972 (V30092=51-59 and V30096=0)

V30106 'MONEY INCOME 72' TL0C= 213- 217 MD=99999

TOTAL 1971 MONEY INCOME OF THIS INDIVIDUAL:

H28. About how much did that amount to in 1971?

H36. How much was that last year?

---

This variable contains only the labor portion of income if the individual was Head or Wife in 1972. Users should take these items from the family portion of the data. Values in the range 00001-99997 represent the actual total income of each other individual in whole dollars. Missing data were not assigned.

99998. \$99,998 or more

99999. NA

00000. Inap.: from Latino sample (V30001=7001-9043); born or moved in after the 1972 interview (V30091>0000 and V30092=00); main family nonresponse by 1972 or mover-out nonresponse by 1971 (V30091=0000); in an institution in both 1971 and 1972 (V30092=51-59 and V30096=0); no income (V30105=0)

V30107 'HOURS WORKED 72' TL0C= 218- 221 MD=9999

WORK HOURS IN 1971:

H31. Can you tell me about how many weeks (he/she) worked?

H32. About how many hours a week was that?

H33. (IF DON'T KNOW) Was it more than half time?

---

The values for this variable represent the actual hours worked in 1971 by this individual. Missing data were not assigned.

9999. NA

0000. Inap.: from Latino sample (V30001=7001-9043); born or moved in after the 1972 interview (V30091>0000 and V30092=00); main family nonresponse by 1972 or mover-out nonresponse by 1971 (V30091=0000); in an institution in both 1971 and 1972 (V30092=51-59 and V30096=0); did not work (V30105=0, 2, 3 or 5)

V30108 'SHARE EXPENSES? 72' TL0C= 222 MD=9

H37. Does (he/she) share in the family's expenses or what?

---

769 3.4 1. Yes, unqualified

127 0.7 3. Yes, qualified (a little, less than \$10 a week, sometimes)

847 6.1 5. No

8,410 56.2 9. NA

36,737 33.6 0. Inap.: from Latino sample (V30001=7001-9043); Head or Wife in 1972 (V30092=01-20 and V30093=01 or 02); born or moved in after the 1972 interview (V30091>0000 and V30092=00); main family nonresponse by 1972 or mover-out nonresponse by 1971 (V30091=0000); in an institution in both 1971 and 1972 (V30092=51-59 and V30096=0); no income (V30105=0)

V30109 'LIKELY TO MOVE OUT 72' TL0C= 223 MD=9

H38. Is (he/she) likely to move away within the next few years?

---

482 3.0 1. Yes, will move

105 0.7 3. Pro-con, depends

860 5.0 5. No, will stay

201	1.1	7.	Already moved out (V30095=5-8)
126	0.5	8.	DK
8,380	56.1	9.	NA
36,736	33.5	0.	Inap.: from Latino sample (V30001=7001-9043); Head or Wife in 1972 (V30092=01-20 and V30093=01 or 02); born or moved in after the 1972 interview (V30091>0000 and V30092=00); main family nonresponse by 1972 or mover-out nonresponse by 1971 (V30091=0000); in an institution in both 1971 and 1972 (V30092=51-59 and V30096=0); no income (V30105=0)

V30110 'COMPLETED EDUCATION 72' TLOC= 224- 225 MD=99

Completed Education

This variable contains the years of education as of 1972 for each individual including the 1972 Head and Wife. The information was asked in 1972 for Wives, but Heads' information was asked only when the Head most recently became a new Head. Recency of Heads' data can be ascertained by searching backward through the series variables for whether the family has a new Head (1972 V2971, 1971 V2165, 1970 V1461, and 1969 V791). Education was asked of all Heads in 1968. The values for this variable (01-24) represent the actual grade of school completed; e.g., a value of 08 indicates that this individual completed the eighth grade and was no longer in school. A code value of 16 indicates that this individual is a college graduate.

98. Still in school

99. NA

00. No education; from Latino sample (V30001=7001-9043); born or moved in after the 1972 interview (V30091>0000 and V30092=00); main family nonresponse by 1972 or mover-out nonresponse by 1971 (V30091=0000)

V30111 'MO S/O FAM FORMED 72' TLOC= 226- 227 MD=99

Month Splitoff Moved Out of Main Family Unit

Refer to Section I, Part 5 of this volume for details of this variable's generation.

62	0.2	01.	January
39	0.1	02.	February
41	0.1	03.	March
40	0.2	04.	April
33	0.1	05.	May
57	0.2	06.	June
54	0.2	07.	July
50	0.2	08.	August
38	0.2	09.	September
32	0.2	10.	October
45	0.1	11.	November
40	0.1	12.	December
60	0.4	98.	Moved out of an institution
95	0.2	99.	NA; DK
46,204	97.5	00.	Inap.: from Latino sample (V30001=7001-9043); born or moved in after the 1972 interview (V30091>0000 and V30092=00); main family nonresponse by 1972 or mover-out nonresponse by 1971 (V30091=0000); not a splitoff in 1972 (V30096≠1 or V30096=1 and V30097≠00)

V30112 'YR S/O FAM FORMED 72' TLOC= 228- 229 MD=99

Year Splitoff Moved Out of Main Family Unit

The last two digits of the year the move occurred are coded here. For example, a value of 72 indicates a move during the year 1972. Refer to Section I, Part 5 of this volume for details of this variable's generation.

98. Moved out of an institution

99. NA year

462 - 1972 INDIVIDUAL DATA

00. Inap.: from Latino sample (V30001=7001-9043); born or moved in after the 1972 interview (V30091>0000 and V30092=00); main family nonresponse by 1972 or mover-out nonresponse by 1971 (V30091=0000); not a splitoff in 1972 (V30096#1 or V30096=1 and V30097#00)

**V30113 'MAIN FAM ID FOR S/O 72' TL0C= 230- 233**

1972 ID Number of the Main Family from which this Individual's Splitoff Family Was Formed

Actual 1972 ID Numbers (0001-5060) were coded for individuals who moved out of main families or institutions to form splitoff families.

9997. This splitoff individual did not move out of a main family or institution, e.g., nonsample Heads, Wives or others who appeared for the first time in the 1972 splitoff family; children newly born in, etc.
0000. Inap.: from Latino sample (V30001=7001-9043); born or moved in after the 1972 interview (V30091>0000 and V30092=00); main family nonresponse by 1972 or mover-out nonresponse by 1971 (V30091=0000); not a splitoff in 1972 (V30096#1 or V30096=1 and V30097#00)

**V30114 'TYPE OF IND RECORD 72' TL0C= 234- 235 MD=99**

Type of Individual Data Record in 1972

All individuals who became main family nonresponse in 1972 have 1972 ID numbers equal to 0000 and zero data values for 1972, but have nonzero data values for their 1971 records. Mover-out nonresponse individuals for 1972 have nonzero data for 1972 just as response individuals do; however, the movers-out have 1972 sequence numbers in the range 51-89. Codes 01-04 below apply to main family nonresponse individuals only; codes 06-08 are reserved for mover-out nonresponse.

- |        |     |   |
|--------|-----|---|
| 136    | 01. | This sample member was 18 years old or older at the time of main family nonresponse and had been in the FU in 1971.               |
| 85     | 02. | This sample member was less than 18 at the time of main family nonresponse and had been in the FU in 1971.                        |
| 32     | 03. | This nonsample individual had been in the 1971 FU, and this FU became nonresponse in 1972.  |
| 1      | 04. | This sample member had been in an institution in 1971 but his or her main family became nonresponse in 1972.                      |
| 293    | 05. | This sample member, although connected with a 1972 response family, was in an institution at the time of the 1972 interview.      |
| 149    | 06. | This sample individual was 18 years old or older and moved out or died between the 1971 and 1972 interviews.                      |
| 81     | 07. | This sample member was less than 18 and moved out or died between the 1971 and 1972 interviews.                                   |
| 194    | 08. | This nonsample individual moved out or died between the 1971 and 1972 interviews.   |
| 25,119 | 09. | This individual had not been born or moved in by the time of the 1972 interview; individual from Latino sample (V30001=7001-9043) |
| 3,465  | 10. | This individual had become nonresponse by the time of the 1971 interview.   |
|        | 99. | NA; DK  |
| 17,335 | 00. | Inap.: in a panel family in 1972 (V30092=01-20).  |

**V30115 'WHY NONRESPONSE 72' TL0C= 236- 237 MD=99**

Reason for NonFU Membership in 1972

Individuals ineligible for the interview consist of those who were too young (under 18 years old) or who are not sample members.

- |     |     |  |
|-----|-----|--|
| 100 | 01. | Refusal by all eligible/available FU members.                                    |
| 35  | 02. | No-one at home for contact during the interviewing period.                       |
| 14  | 03. | Respondent absent; some FU member contacted, but not the appropriate respondent. |
| 97  | 04. | Lost; unable to locate any member of the FU at all.                              |

8	05.	FU is located too far away for interviewer contact.
107	11.	This individual was in the armed forces.
123	12.	This individual was in an educational institution.
17	13.	This individual was in a health care facility
21	14.	This individual was in jail or prison
32	19.	This individual was in some other type of institution, for example, a religious order. Cases in which the type of institution is unknown are included here, also.
	21.	This individual was not eligible for the interview and the Head or the Wife, whichever is the sample member, became main family nonresponse because he/she was institutionalized by joining the armed forces.
	22.	This individual was not eligible for the interview and became main family nonresponse because the Head or Wife, whichever is sample, became institutionalized by entering an educational institution.
	23.	This individual was not eligible for the interview and became main family nonresponse because the Head or Wife, whichever is the sample member, became institutionalized by entering a health care facility.
	24.	This individual was not eligible for the interview and became main family nonresponse because the Head or Wife, whichever is the sample member, became institutionalized through imprisonment.
6	29.	This individual was not eligible for the interview and became main family nonresponse because the Head or Wife, whichever is sample, became institutionalized by some means other than the above; for example, he/she may have entered a religious order. Cases in which the type of institution is unknown are included here, also.
3	31.	This individual was unable to cooperate through disability.
	32.	This individual was not eligible for the interview and the Head or Wife, whichever is sample, was unable to cooperate through disability.
128	41.	This individual died between the 1971 and 1972 interviews.
2	42.	This individual was not eligible for the interview and became main family nonresponse because the Head or Wife, whichever is sample, died.
	51.	This individual, although followed for interview, was discovered to be nonsample: office error.
21	52.	This individual should have been followed but was not: office error.
3	53.	This individual was mistakenly included in two or more response families at once; this record is the duplicate, or erroneous, one.
	54.	Listing error: this individual never existed or was not really living in the FU.
	59.	Other office error
	91.	This sample individual moved out of the 1972 main family and was eligible for interviewing but the reason for nonresponse is NA.
254	92.	Individual moved out of the 1972 main family and was not eligible for interviewing because he/she was either nonsample or too young.
	93.	The Head or Wife of this FU, whichever is sample, united with another FU; this individual was not eligible for the interview and therefore became nonresponse.
25,119	97.	This individual had not been born or moved in by the time of the 1972 interview (V3009:>0000 and V30092=00); individual from Latino sample (V30001=7001-9043)
3,465	98.	This individual became main family or mover-out nonresponse by 1971 (V30067=0000 and V30091=0000 or V30067>0000 and V30068=71-89 and V30091=0000)
	99.	NA; DK
17,335	00.	Inap.: in a panel family in 1972 (V30092=01-20)

1969 Individual Weight, Updated for 1972

This variable is nonzero only for sample members associated with a 1972 panel family. Sample members born into the family in 1972 receive either the average of the Head's and spouse's weights or, in the event of a single head, the child receives the Head's weight. Those sample members returning to a panel family after becoming nonresponse receive the same weight that they had in the last year that they had nonzero data. Refer to Section I, Part 5 of this volume for details on the weights themselves.

OSIRIS USERS: Note that this variable is defined in the dictionary as having one decimal place.

00. From Latino sample (V30001=7001-9043); born or moved in after the 1972 interview (V30091>0000 and V30092=00); main family nonresponse by 1972 or mover-out nonresponse by 1971 (V30091=0000); nonsample individual (V30002=170-228)

**1973 INDIVIDUAL VARIABLES:** Distributions are calculated for all cases using the 1973 weight (V30137) for the percents.

**V30117 '1973 INTERVIEW NUMBER 73' TLOC= 241- 244**

1973 Interview Number (1973 ID Number)

The values for this variable in the range 0001-5285 represent the 1973 ID number of the interview in which this individual was included in 1973. Individuals moving in or born subsequent to the 1973 interview received the 1973 ID number of the family into which they moved.

0000. Main family nonresponse by 1973 or mover-out nonresponse by 1972; from Latino sample (V30001=7001-9043)

**V30118 'SEQUENCE NUMBER 73' TLOC= 245- 246**

1973 Sequence Number

This sequence number variable provides a means of identifying an individual's status with regard to the FU at the time of the 1973 interview.

17,470	97.0	01-20.	Individuals in FU at the time of the 1973 interview
307	1.9	51-59.	Individuals in institutions at the time of the 1973 interview
373	0.5	71-80.	Individuals who moved out of the FU or out of institutions between the 1972 and 1973 interviews but who were not included in another responding FU for 1973. All such individuals were nonresponse.
86	0.6	81-89.	Individuals who were living in 1972 but who died by the time of the 1973 interview
28,654		00.	From Latino sample (V30001=7001-9043); born or moved in after the 1973 interview; main family nonresponse by 1973 or mover-out nonresponse by 1972 (V30117=0000)

**V30119 'RELATIONSHIP TO HEAD 73' TLOC= 247- 248**

1973 Relationship to Head

5,365	34.7	01.	Head in 1973; 1972 Head who was mover-out nonresponse by the time of the 1973 interview
3,313	22.6	02.	Wife in 1973; 1972 Wife who was mover-out nonresponse by the time of the 1973 interview
8,346	40.1	03.	Son or daughter; includes stepchildren or adopted children
167	0.4	04.	Brother or sister of Head
110	0.4	05.	Father or mother of Head
509	1.0	06.	Grandchild or great-grandchild
321	0.5	07.	Other relative; includes in-laws
86	0.2	08.	Nonrelative
19	0.1	09.	Husband of Head (i.e., wife was Head of FU)
28,654		00.	From Latino sample (V30001=7001-9043); born or moved in after the 1973 interview (V30117>0000 and V30118=00); main



family nonresponse by 1973 or mover-out nonresponse by  
1972 (V30117=0000)

V30120 'AGE OF INDIVIDUAL 73' TL0C= 249- 250 MD=99

Age at the Time of the 1973 Interview

The values for this variable in the range 02-97 represent the actual age of the individual in years.

- 01. Newborn up to second birthday
- 98. 98 years old or more
- 99. NA; DK
- 00. From Latino sample (V30001=7001-9043); born or moved in after the 1973 interview (V30117>0000 and V30118=00); main family nonresponse by 1973 or mover-out nonresponse by 1972 (V30117=0000)

V30121 'MARR PAIRS INDICATOR 73' TL0C= 251

1973 Married Pairs Indicator

This variable links pairs of individuals who were married or permanently cohabiting at the time of the 1973 interview. The spouses in the first such pair within a family unit each receive a code value of 1 here; the second, a value of 2, etc. Usually, the first married pair consists of Head and Wife/ "Wife" or Head and Husband of Head.

- 0. Inap.: not married; spouse was not in FU in 1973; from Latino sample (V30001=7001-9043); born or moved in after the 1973 interview (V30117>0000 and V30118=00); main family nonresponse by 1973 or mover-out nonresponse by 1972 (V30117=0000)

V30122 'WHETHER MOVED IN/OUT 73' TL0C= 252

1973 Moved In/Moved Out Indicator

1,445	4.4	1.	Moved in or born between the 1972 and 1973 interviews; splitoff in 1973
22	0.0	2.	Appeared; did not move between the 1972 and 1973 interviews, but not included in FU in 1972 (i.e., listing mistake)
355	0.5	5.	Moved out of FU or out of an institution between the 1972 and 1973 interviews and was not included in a 1973 panel FU
114	0.6	6.	Moved out of FU and into an institution between the 1972 and 1973 interviews
88	0.6	7.	Living in 1972 but died by the time of the 1973 interview
22	0.0	8.	Disappeared; moved out prior to the 1972 interview, but included in FU for 1972 (usually a listing error)
44,844	93.9	0.	Inap.: in main family in both 1972 and 1973; from Latino sample (V30001=7001-9043); in an institution in both 1972 and 1973 (V30092=51-59 and V30118=51-59); born or moved in after the 1973 interview (V30117>0000 and V30118=00); main family nonresponse by 1973 or mover-out nonresponse by 1972 (V30117=0000)

V30123 'MONTH MOVED IN/OUT 73' TL0C= 253- 254 MD=99

Month Moved In or Out

119	0.4	01.	January
90	0.3	02.	February
90	0.2	03.	March
85	0.2	04.	April
69	0.2	05.	May
95	0.2	06.	June
99	0.2	07.	July
105	0.3	08.	August
128	0.5	09.	September
79	0.3	10.	October
100	0.3	11.	November
74	0.2	12.	December

466 - 1973 INDIVIDUAL DATA

149 0.2 99. NA; DK  
 45,608 96.6 00. Inap.: splitoff; from Latino sample (V30001=7001-9043); born or moved in after the 1973 interview (V30117>0000 and V30118=00); main family nonresponse by 1973 or mover-out nonresponse by 1972 (V30117=0000); moved from institution to own FU between the 1972 and 1973 interviews and was not interviewed for 1973 (V30092=51-59 and V30118=71-80); in an institution in both 1972 and 1973 (V30118=51-59 and V30122=0); stayed in main family (V30118=01-20 and V30122=0)

**V30124 'YEAR MOVED IN/OUT 73' TLOC= 255- 256 MD=99**

Year Moved In or Out

The last two digits of the year the move occurred are coded here. For example, a value of 73 indicates a move during the year 1973. This variable contains zeroes for current Heads and Wives/"Wives" because information about completed education was not asked annually for them as it was for other family unit members. Comparability is a problem here because not only is the Head and Wife/"Wife" information available only in bracketed form but also includes codes for receipt of nonacademic training and advanced degrees.

99. NA; DK  
 00. Inap.: from Latino sample (V30001=7001-9043); born or moved in after the 1973 interview (V30117>0000 and V30118=00); main family nonresponse by 1973 or mover-out nonresponse by 1972 (V30117=0000); moved from institution to own FU between the 1972 and 1973 interviews and was not interviewed for 1973 (V30092=51-59 and V30118=71-80); in an institution in both 1972 and 1973 (V30118=51-59 and V30122=0); stayed in main family (V30118=01-20 and V30122=0); splitoff (V30122=1 and V30123=00)

**V30125 'STOPPED SCHOOL 73' TLOC= 257 MD=9**

A2. Did any of the children stop going to school in 1972 or 1973?  
 A3. Who was that?

282 1.3 1. Yes, this person under 25 stopped going to school  
 17,906 98.4 5. No, did not stop; age 25 or over (V30120=25-98); Head or Wife in 1973 (V30118=01-20 and V30119=01 or 02)  
 47 0.2 9. NA; DK  
 28,655 0.0 0. From Latino sample (V30001=7001-9043); born or moved in after the 1973 interview (V30117>0000 and V30118=00); main family nonresponse by 1973 or mover-out nonresponse by 1972 (V30117=0000)

**V30126 'GRADE FINISHED 73' TLOC= 258- 259 MD=99**

COMPLETED EDUCATION FOR 1973:

A4. What was the highest grade (he/she) finished?

The values for this variable (01-16) represent the actual grade of school completed, e.g., a value of 08 indicates that this individual completed the eighth grade and was no longer in school. A code value of 16 indicates that this individual is at least a college graduate.

99. NA, DK  
 00. Inap.: from Latino sample (V30001=7001-9043); main family nonresponse by 1973 or mover-out nonresponse by 1972 (V30117=0000); Head or Wife in 1973 (V30118=01-20 and V30119=01 or 02); born or moved in after the 1973 interview (V30117>0000 and V30118=00); did not stop school or individual was age 25 or older (V30125=5 or 9)

**V30127 'HR/WK HOUSEWORK 73' TLOC= 260- 261 MD=99**

G23. About how much time (does he/she) (do you) spend on this housework in an average week -- I mean time spent cooking, cleaning, and other work around the house?

- G25. Does anyone else here in the household help with the housework?
- G26. Who is that?
- G27. About how much time does (he/she) spend on housework in an average week?

The values for this variable in the range 01-97 represent the actual housework hours done per week by this individual.

- 98. 98 hours per week or more
- 99. NA; DK
- 00. Inap.: none; from Latino sample (V30001=7001-9043); born or moved in after the 1973 interview (V30117>0000 and V30118=00); main family nonresponse by 1973 or mover-out nonresponse by 1972 (V30117=0000); in an institution at time of 1973 interview or mover-out nonresponse from 1973 (V30118=51-89)

**V30128 'RESPONDENT? 73' TL0C= 262 MD=9**

L1. Who was respondent (relation to head)?

5,267	34.8	1.	This individual was respondent
12,933	65.0	5.	This individual was <u>not</u> respondent; includes institutionalized individuals and mover-out nonresponse from 1973 (V30118=51-89)
37	0.2	9.	NA; DK
28,653	0.0	0.	From Latino sample (V30001=7001-9043); born or moved in after the 1973 interview (V30117>0000 and V30118=00); main family nonresponse by 1973 or mover-out nonresponse by 1972 (V30117=0000)

**V30129 'TYPE OF INCOME 73' TL0C= 263 MD=9**

TYPE OF INCOME RECEIVED DURING 1972:

- H24. Was that from wages, a pension, a business, or what?
- H30. What was that from?

5,340	30.3	1.	Labor income only
1,131	6.1	2.	Transfer income only
42	0.4	3.	Asset income only
2,286	17.5	4.	Combination including labor income
264	2.7	5.	Combination excluding labor income
5	0.0	9.	NA, DK
37,822	43.1	0.	Inap.: no income; from Latino sample (V30001=7001-9043); born or moved in after the 1973 interview (V30117>0000 and V30118=00); main family nonresponse by 1973 or mover-out nonresponse by 1972 (V30117=0000); in an institution in both 1972 and 1973 (V30118=51-59 and V30122=0)

**V30130 'MONEY INCOME 73' TL0C= 264- 268 MD=99999**

TOTAL 1972 MONEY INCOME OF THIS INDIVIDUAL:

- H23. About how much did that amount to in 1972?
- H31. How much was that last year?

This variable contains only the labor portion of income if the individual was Head or Wife in 1973. Users should take these items from the family portion of the data. Values in the range 00001-99997 represent the actual total income of each other individual in whole dollars. Missing data were not assigned.

- 99998. \$99,998 or more
- 99999. NA
- 00000. Inap.: from Latino sample (V30001=7001-9043); born or moved in after the 1973 interview (V30117>0000 and V30118=00); main family nonresponse by 1973 or mover-out nonresponse by 1972 (V30117=0000); in an institution in both 1972 and 1973 (V30118=51-59 and V30122=0); no income (V30129=0)

**V30131 'HOURS WORKED 73' TL0C= 269- 272 MD=9999**

## WORK HOURS IN 1972:

H26. Can you tell me about how many weeks (he/she) worked?

H27. About how many hours a week was that?

H28. (IF DON'T KNOW) Was it more than half time?

The values for this variable represent the actual hours worked in 1972 by this individual. Missing data were not assigned.

9999. NA

0000. Inap.: from Latino sample (V30001=7001-9043); born or moved in after the 1973 interview (V30117>0000 and V30118=00); main family nonresponse by 1973 or mover-out nonresponse by 1972 (V30117=0000); in an institution in both 1972 and 1973 (V30118=51-59 and V30122=0); did not work (V30129=0, 2, 3 or 5)

V30132 'MO S/O FAM FORMED 73' TL0C= 273- 274 MD=99

Month Splitoff Moved Out of Main Family Unit

Refer to Section I, Part 5 of this volume for details of this variable's generation.

67	0.2	01.	January
62	0.2	02.	February
64	0.1	03.	March
26	0.1	04.	April
33	0.1	05.	May
59	0.2	06.	June
58	0.2	07.	July
61	0.2	08.	August
65	0.3	09.	September
48	0.1	10.	October
31	0.1	11.	November
34	0.1	12.	December
44	0.3	98.	Moved out of an institution
92	0.2	99.	NA; DK
46,146	97.4	00.	Inap.: from Latino sample (V30001=7001-9043); born or moved in after the 1973 interview (V30117>0000 and V30118=00); main family nonresponse by 1973 or mover-out nonresponse by 1972 (V30117=0000); not a splitoff in 1973 (V30122#1 or V30122=1 and V30123#00)

V30133 'YR S/O FAM FORMED 73' TL0C= 275- 276 MD=99

Year Splitoff Moved Out of Main Family Unit

The last two digits of the year the move occurred are coded here. For example, a value of 73 indicates a move during the year 1973. Refer to Section I, Part 5 of this volume for details of this variable's generation.

98. Moved out of an institution

99. NA year

00. Inap.: from Latino sample (V30001=7001-9043); born or moved in after the 1973 interview (V30117>0000 and V30118=00); main family nonresponse by 1973 or mover-out nonresponse by 1972 (V30117=0000); not a splitoff in 1973 (V30122#1 or V30122=1 and V30123#00)

V30134 'MAIN FAM ID FOR S/O 73' TL0C= 277- 280

1973 ID Number of the Main Family from which this Individual's Splitoff Family Was Formed

Actual 1973 ID Numbers (0001-5285) were coded for individuals who moved out of main families or institutions to form splitoff families.

9997. This splitoff individual did not move out of a main family or institution, e.g., nonsample Heads, Wives or others who appeared for the first time in the 1973 splitoff family; children newly born in, etc.

0000. Inap.: from Latino sample (V30001=7001-9043); born or moved in after the 1973 interview (V30117>0000 and V30118=00); main family nonresponse by 1973 or mover-out nonresponse by 1972 (V30117=0000); not a splitoff in 1973 (V30122#1 or V30122=1 and V30123#00)

V30135 'TYPE OF IND RECORD 73' TL0C= 281- 282 MD=99

Type of Individual Data Record in 1973

All individuals who became main family nonresponse in 1973 have 1973 ID numbers equal to 0000 and zero data values for 1973, but have nonzero data values for their 1972 records. Mover-out nonresponse individuals for 1973 have nonzero data for 1973 just as response individuals do; however, the movers-out have 1973 sequence numbers in the range 51-89. Codes 01-04 below apply to main family nonresponse individuals only; codes 06-08 are reserved for mover-out nonresponse.

177	01.	This sample member was 18 years old or older at the time of main family nonresponse and had been in the FU in 1972.
110	02.	This sample member was less than 18 at the time of main family nonresponse and had been in the FU in 1972.
44	03.	This nonsample individual had been in the 1972 FU, and this FU became nonresponse in 1973.
7	04.	This sample member had been in an institution in 1972 but his or her main family became nonresponse in 1973.
307	05.	This sample member, although connected with a 1973 response family, was in an institution at the time of the 1973 interview.
126	06.	This sample individual was 18 years old or older and moved out or died between the 1972 and 1973 interviews.
74	07.	This sample member was less than 18 and moved out or died between the 1972 and 1973 interviews.
259	08.	This nonsample individual moved out or died between the 1972 and 1973 interviews.
24,226	09.	This individual had not been born or moved in by the time of the 1973 interview; individual from Latino sample (V30001=7001-9043)
4,090	10.	This individual had become nonresponse by the time of the 1972 interview.
	99.	NA; DK
17,470	00.	Inap.: in a panel family in 1973 (V30118=01-20).

V30136 'WHY NONRESPONSE 73' TL0C= 283- 284 MD=99

Reason for NonFU Membership in 1973

Individuals ineligible for the interview consist of those who were too young (under 18 years old) or who are not sample members.

172	01.	Refusal by all eligible/available FU members.
2	02.	No-one at home for contact during the interviewing period.
	03.	Respondent absent; some FU member contacted, but not the appropriate respondent.
139	04.	Lost; unable to locate any member of the FU at all.
	05.	FU is located too far away for interviewer contact.
116	11.	This individual was in the armed forces.
118	12.	This individual was in an educational institution.
20	13.	This individual was in a health care facility
22	14.	This individual was in jail or prison
40	19.	This individual was in some other type of institution, for example, a religious order. Cases in which the type of institution is unknown are included here, also.
	21.	This individual was not eligible for the interview and the Head or the Wife, whichever is the sample member, became main family nonresponse because he/she was institutionalized by joining the armed forces.
	22.	This individual was not eligible for the interview and became main family nonresponse because the Head or Wife, whichever is sample, became institutionalized by entering an educational institution.
	23.	This individual was not eligible for the interview and became main family nonresponse because the Head or Wife,

- whichever is the sample member, became institutionalized by entering a health care facility.
24. This individual was not eligible for the interview and became main family nonresponse because the Head or Wife, whichever is the sample member, became institutionalized through imprisonment.
- 2 29. This individual was not eligible for the interview and became main family nonresponse because the Head or Wife, whichever is sample, became institutionalized by some means other than the above; for example, he/she may have entered a religious order. Cases in which the type of institution is unknown are included here, also.
- 13 31. This individual was unable to cooperate through disability.
- 3 32. This individual was not eligible for the interview and the Head or Wife, whichever is sample, was unable to cooperate through disability.
- 113 41. This individual died between the 1972 and 1973 interviews.
- 8 42. This individual was not eligible for the interview and became main family nonresponse because the Head or Wife, whichever is sample, died.
51. This individual, although followed for interview, was discovered to be nonsample: office error.
- 16 52. This individual should have been followed but was not: office error.
- 17 53. This individual was mistakenly included in two or more response families at once; this record is the duplicate, or erroneous, one.
54. Listing error: this individual never existed or was not really living in the FU.
59. Other office error
91. This sample individual moved out of the 1973 main family and was eligible for interviewing but the reason for nonresponse is NA.
- 302 92. Individual moved out of the 1973 main family and was not eligible for interviewing because he/she was either nonsample or too young.
- 1 93. The Head or Wife of this FU, whichever is sample, united with another FU; this individual was not eligible for the interview and therefore became nonresponse.
- 24,226 97. This individual had not been born or moved in by the time of the 1973 interview (V30117>0000 and V30118=00); individual from Latino sample (V30001=7001-9043)
- 4,090 98. This individual became main family or mover-out nonresponse by 1972 (V30091=0000 and V30117=0000 or V30091>0000 and V30092=71-89 and V30117=0000)
99. NA; DK
- 17,470 00. Inap.: in a panel family in 1973 (V30118=01-20)

V30137 'INDIVIDUAL WEIGHT 73' TLOC= 285- 287

1969 Individual Weight, Updated for 1973

This variable is nonzero only for sample members associated with a 1973 panel family. Sample members born into the family in 1973 receive either the average of the Head's and spouse's weights or, in the event of a single Head, the child receives the Head's weight. Those sample members returning to a panel family after becoming nonresponse receive the same weight that they had in the last year that they had nonzero data. Refer to Section I, Part 5 of this volume for details on the weights themselves.

OSIRIS USERS: Note that this variable is defined in the dictionary as having one decimal place.

00. From Latino sample (V30001=7001-9043); born or moved in after the 1973 interview (V30117>0000 and V30118=00); main family nonresponse by 1973 or mover-out nonresponse by 1972 (V30117=0000); nonsample individual (V30002=170-228)

**1974 INDIVIDUAL VARIABLES:** Distributions are calculated for all cases using the 1974 weight (V30159) for the percents.

**V30138 '1974 INTERVIEW NUMBER 74' TLOC= 288- 291**

1974 Interview Number (1974 ID Number)

The values for this variable in the range 0001-5517 represent the 1974 ID number of the interview in which this individual was included in 1974. Individuals moving in or born subsequent to the 1974 interview received the 1974 ID number of the family to which they moved.

0000. Main family nonresponse by 1974 or mover-out nonresponse by 1973; from Latino sample (V30001=7001-9043)

**V30139 'SEQUENCE NUMBER 74' TLOC= 292- 293**

1974 Sequence Number

This sequence number variable provides a means of identifying an individual's status with regard to the FU at the time of the 1974 interview.

17,682	97.0	01-20.	Individuals in FU at the time of 1974 interview
307	1.9	51-59.	Individuals in institutions at the time of the 1974 interview
330	0.5	71-80.	Individuals who moved out of the FU or out of institutions between the 1973 and 1974 interviews but who were not included in another responding FU for 1974. All such individuals were nonresponse.
76	0.6	81-89.	Individuals who were living in 1973 but who died by the time of the 1974 interview
28,495		00.	Born or moved in after the 1974 interview; from Latino sample (V30001=7001-9043); main family nonresponse by 1974 or mover-out nonresponse by 1973 (V30138=0000)

**V30140 'RELATIONSHIP TO HEAD 74' TLOC= 294- 295**

1974 Relationship to Head

5,604	35.6	01.	Head in 1974; 1973 Head who was mover-out nonresponse by the time of the 1974 interview
3,404	22.5	02.	Wife in 1974; 1973 Wife who was mover-out nonresponse by the time of the 1974 interview
8,238	39.0	03.	Son or daughter; includes stepchildren and adopted children
159	0.6	04.	Brother or sister of Head
101	0.5	05.	Father or mother of Head
502	0.9	06.	Grandchild or great-grandchild
266	0.5	07.	Other relative; includes in-laws
95	0.2	08.	Nonrelative
26	0.1	09.	Husband of Head (i.e., wife was Head of FU)
28,495		00.	From Latino sample (V30001=7001-9043); born or moved in after the 1974 interview (V30138>0000 and V30139=00); main family nonresponse by 1974 or mover-out nonresponse by 1973 (V30138=0000)

**V30141 'AGE OF INDIVIDUAL 74' TLOC= 296- 297 MD=99**

Age at the Time of the 1974 Interview

The values for this variable in the range 02-97 represent the actual age of the individual in years.

01. Newborn up to second birthday  
 98. 98 years old or more  
 99. NA; DK

00. From Latino sample (V30001=7001-9043); born or moved in after the 1974 interview (V30138>0000 and V30139=00); main family nonresponse by 1974 or mover-out nonresponse by 1973 (V30138=0000)

## V30142 'MARR PAIRS INDICATOR 74' TL0C= 298

1974 Married Pairs Indicator

This variable links pairs of individuals who were married or permanently cohabiting at the time of the 1974 interview. The spouses in the first such pair within a family unit each receive a code value of 1 here; the second, a value of 2, etc. Usually, the first married pair consists of Head and Wife/"Wife" or Head and Husband of Head.

0. Inap.: not married; spouse was not in FU in 1974; from Latino sample (V30001=7001-9043); born or moved in after the 1974 interview (V30138>0000 and V30139=00); main family nonresponse by 1974 or mover-out nonresponse by 1973 (V30138=0000)

## V30143 'WHETHER MOVED IN/OUT 74' TL0C= 299

1974 Moved in/Moved Out Indicator

1,399	4.4	1.	Moved in or born between the 1973 and 1974 interviews; splitoff in 1974
34	0.0	2.	Appeared; did not move in between 1973 and 1974 interviews, but not included in FU in 1973 (i.e., listing error)
317	0.5	5.	Moved out of FU or out of an institution between 1973 and 1974 interviews and was not included in a 1974 panel FU
107	0.6	6.	Moved out of FU and into an institution between the 1973 and 1974 interviews
74	0.5	7.	Living in 1973 but died by the time of the 1974 interview
12	0.0	8.	Disappeared; moved out prior to the 1973 interview, but included in FU for 1973 (usually a listing error)
44,947	93.9	0.	Inap.: in main family in both 1973 and 1974; from Latino sample (V30001=7001-9043); in an institution in both 1973 and 1974 (V30118=51-59 and V30139=51-59); born or moved in after the 1974 interview (V30138>0000 and V30139=00); main family nonresponse by 1974 or mover-out nonresponse by 1973 (V30138=0000)

## V30144 'MONTH MOVED IN/OUT 74' TL0C= 300- 301 MD=99

Month Moved In or Out

102	0.3	01.	January
83	0.2	02.	February
80	0.2	03.	March
58	0.1	04.	April
65	0.2	05.	May
122	0.3	06.	June
88	0.2	07.	July
112	0.3	08.	August
140	0.6	09.	September
89	0.2	10.	October
86	0.2	11.	November
87	0.2	12.	December
109	0.3	99.	NA; DK
45,669	96.7	00.	Inap.: splitoff; from Latino sample (V30001=7001-9043); born or moved in after the 1974 interview (V30138>0000 and V30139=00); main family nonresponse by 1974 or mover-out nonresponse by 1973 (V30138=0000); moved from institution to own FU between the 1973 and 1974 interviews and was not interviewed for 1974 (V30118=51-59 and V30139=71-80); in an institution in both 1973 and 1974 (V30139=51-59 and V30143=0); stayed in main family (V30139=01-20 and V30143=0)

## V30145 'YEAR MOVED IN/OUT 74' TL0C= 302- 303 MD=99

Year Moved In or Out

The last two digits of the year the move occurred are coded here. For example, a value of 74 indicates a move during the year 1974.

99. NA; DK



00. Inap.: from Latino sample (V30001=7001-9043); born or moved in after the 1974 interview (V30138>0000 and V30139=00); main family nonresponse by 1974 or mover-out nonresponse by 1973 (V30138=0000); moved from institution to own FU between the 1973 and 1974 interviews and was not interviewed for 1974 (V30118=51-59 and V30139=71-80); in an institution in both 1973 and 1974 (V30139=51-59 and V30143=0); stayed in main family (V30139=01-20 and V30143=0); splitoff (V30143=1 and V30144=00)

**V30146 'STOP SCHOOL? 74' TL0C= 304 MD=9**

A2. Did any of the children stop going to school in 1973 or 1974?  
A3. Who was that?

271	1.2	1.	Yes, this person under 25 stopped going to school
18,080	98.5	5.	No, did not stop; Head or Wife in 1974 (V30139=01-20 and V30140=01 or 02); age 25 or older (V30141=25-98)
44	0.2	9.	NA; DK
28,495	0.0	0.	From Latino sample (V30001=7001-9043); born or moved in after the 1974 interview (V30138>0000 and V30139=00); main family nonresponse by 1974 or mover-out nonresponse by 1973 (V30138=0000)

**V30147 'HIGHEST GRADE 74' TL0C= 305- 306 MD=99**

COMPLETED EDUCATION FOR 1974:

A4. What was the highest grade (he/she) finished?

The values for this variable (01-16) represent the actual grade of school completed, e.g., a value of 08 indicates that this individual completed the eighth grade and was no longer in school. A code value of 16 indicates that this individual is at least a college graduate. This variable contains zeroes for current Heads and Wives/"Wives" because information about completed education was not asked annually for them as it was for other family unit members. Comparability is a problem here because not only is the Head and Wife/"Wife" information available only in bracketed form but also includes codes for receipt of nonacademic training and advanced degrees.

99. NA, DK

00. Inap.: from Latino sample (V30001=7001-9043); born or moved in after the 1974 interview (V30138>0000 and V30139=00); main family nonresponse by 1974 or mover-out nonresponse by 1973 (V30138=0000); Head or Wife in 1974 (V30139=01-20 and V30140=01 or 02); did not stop school or individual was age 25 or older (V30146=5 or 9)

**V30148 'HRS/WK HOUSEWORK 74' TL0C= 307- 308 MD=99**

G36. About how much time (does he/she) (do you) spend on this housework in an average week -- I mean time spent cooking, cleaning, and other work around the house?  
G38. Does anyone else here in the household help with the housework?  
G39. Who is that?  
G40. About how much time does (he/she) spend on housework in an average week?

The values for this variable in the range 01-97 represent the actual housework hours done per week by this individual.

98. 98 hours per week or more

99. NA; DK

00. Inap.: none; from Latino sample (V30001=7001-9043); born or moved in after the 1974 interview (V30138>0000 and V30139=00); main family nonresponse by 1974 or mover-out nonresponse by 1973 (V30138=0000); in an institution at time of 1974 interview or moved out or died between the 1973 and 1974 interviews (V30139=51-89)

**V30149 'RESPONDENT? 74' TL0C= 309 MD=9**

L1. Who was respondent (relation to head)?

5,501	36.1	1.	This individual was respondent
12,884	69.9	5.	This individual was <u>not</u> respondent; includes institutionalized individuals and mover-out nonresponse from 1974 (V30139=51-89)
15	0.1	9.	NA, DK
28,490		0.	From Latino sample (V30001=7001-9043); born moved in after the 1974 interview (V30138>0000 and V30139=00); main family nonresponse by 1974 or mover-out nonresponse by 1973 (V30138=0000)

**V30150 'TYPE OF INCOME 74' TL0C= 310 MD=9**

## TYPE OF INCOME RECEIVED DURING 1973:

H24. Was that from wages, a pension, a business, or what?

H30. What was that from?

5,534	30.9	1.	Labor income only
1,104	6.0	2.	Transfer income only
44	0.4	3.	Asset income only
2,511	18.7	4.	Combination including labor income
295	2.9	5.	Combination excluding labor income
2	0.0	9.	NA, DK
37,400	41.1	0.	Inap.: no income; from Latino sample (V30001=7001-9043); born or moved in after the 1974 interview (V30138>0000 and V30139=00); main family nonresponse by 1974 or mover-out nonresponse by 1973 (V30138=0000); in an institution in both 1973 and 1974 (V30139=51-59 and V30143=0)

**V30151 'WTR WELFARE INCOME 74' TL0C= 311 MD=9**

## WHETHER ANY WELFARE INCOME RECEIVED DURING 1973:

H24. Was that from wages, a pension, a business, or what?

H30. What was that from?

69	0.2	1.	All welfare income
10	0.1	3.	Some welfare income
1,891	10.5	5.	No welfare income
8,831	57.4	9.	NA; DK
36,089	31.9	0.	Inap.: from Latino sample (V30001=7001-9043); born or moved in after the 1974 interview (V30138>0000 and V30139=00); main family nonresponse by 1974 or mover-out nonresponse by 1973 (V30138=0000); in an institution in both 1973 and 1974 (V30139=51-59 and V30143=0); no income (V30150=0)

**V30152 'TOTAL MONEY INCOME 74' TL0C= 312- 316 MD=99999**

## TOTAL 1973 MONEY INCOME OF THIS INDIVIDUAL:

H23. About how much did that amount to in 1973?

H31. How much was that last year?

This variable contains only the labor portion of income if the individual was Head or Wife in 1974. Users should take these items from the family portion of the data. Values in the range 00001-99997 represent the actual income of each other individual in whole dollars. Missing data were not assigned.

99998. \$99,998 or more

99999. NA

00000. Inap.: from Latino sample (V30001=7001-9043); born or moved in after the 1974 interview (V30138&gt;0000 and V30139=00); main family nonresponse by 1974 or mover-out nonresponse by 1973 (V30138=0000); in an institution in both 1973 and 1974 (V30139=51-59 and V30143=0); no income (V30150=0)

**V30153 'TOT ANN HRS 74' TL0C= 317- 320 MD=9999**

## WORK HOURS IN 1973:

H26. Can you tell me about how many weeks (he/she) worked?

H27. About how many hours a week was that?

H28. (IF DON'T KNOW) Was it more than half time?

The values for this variable represent the actual hours worked in 1973 by this individual. Missing data were not assigned.

9999. NA

0000. Inap.: from Latino sample (V30001=7001-9043); born or moved in after the 1974 interview (V30138>0000 and V30139=00); main family nonresponse by 1974 or mover-out nonresponse by 1973 (V30138=0000); in an institution in both 1973 and 1974 (V30139=51-59 and V30143=0); did not work (V30150=0, 2, 3 or 5); all welfare income (V30151=1)

V30154 'MO S/D FAM FORMED 74' TL0C= 321- 322 MD=99

Month Splitoff Moved Out of Main Family Unit

Refer to Section I, Part 5 of this volume for details of this variable's generation.

32	0.1	01.	January
28	0.1	02.	February
52	0.2	03.	March
25	0.1	04.	April
33	0.1	05.	May
110	0.4	06.	June
37	0.2	07.	July
61	0.2	08.	August
50	0.2	09.	September
44	0.2	10.	October
28	0.1	11.	November
60	0.2	12.	December
54	0.5	98.	Moved out of an institution
95	0.3	99.	NA; DK
46,181	97.2	00.	Inap.: from Latino sample (V30001=7001-9043); born or moved in after the 1974 interview (V30138>0000 and V30139=00); main family nonresponse by 1974 or mover-out nonresponse by 1973 (V30138=0000); not a splitoff in 1974 (V30143≠1 or V30143=1 and V30144≠00)

V30155 'YR S/D FAM FORMED 74' TL0C= 323- 324 MD=99

Year Splitoff Moved Out of Main Family Unit

The last two digits of the year the move occurred are coded here. For example, a value of 74 indicates a move during the year 1974. Refer to Section I, Part 5 of this volume for details of this variable's generation.

98. Moved out of an institution

99. NA year

00. Inap.: from Latino sample (V30001=7001-9043); born or moved in after the 1974 interview (V30138>0000 and V30139=00); main family nonresponse by 1974 or mover-out nonresponse by 1973 (V30138=0000); not a splitoff in 1974 (V30143≠1 or V30143=1 and V30144≠00)

V30156 'MAIN FAM ID FOR S/O 74' TL0C= 325- 328

1974 ID Number of the Main Family from which this Individual's Splitoff Family Was Formed

Actual 1974 ID Numbers (0001-5517) were coded for individuals who moved out of main families or institutions to form splitoff families.

9997. This splitoff individual did not move out of a main family or institution, e.g., nonsample Heads, Wives or others who appeared for the first time in the 1974 splitoff family; children newly born in, etc.

0000. Inap.: from Latino sample (V30001=7001-9043); born or moved in after the 1974 interview (V30138>0000 and V30139=00); main family nonresponse by 1974 or mover-out

nonresponse by 1973 (V30138=0000); not a splitoff in 1974 (V30143≠1 or V30143=1 and V30144≠00)

V30157 'TYPE OF IND RECORD 74' TL0C= 329- 330 MD=99

Type of Individual Data Record in 1974

All individuals who became main family nonresponse in 1974 have 1974 ID numbers equal to 0000 and zero data values for 1974, but have nonzero data values for their 1973 records. Mover-out nonresponse individuals for 1974 have nonzero data for 1974 just as response individuals do; however, the movers-out have 1974 sequence numbers in the range 51-89. Codes 01-04 below apply to main family nonresponse individuals only; codes 06-08 are reserved for mover-out nonresponse.

188	01.	This sample member was 18 years old or older at the time of main family nonresponse and had been in the FU in 1973.
90	02.	This sample member was less than 18 at the time of main family nonresponse and had been in the FU in 1973.
38	03.	This nonsample individual had been in the 1973 FU, and this FU became nonresponse in 1974.
7	04.	This sample member had been in an institution in 1973 but his or her main family became nonresponse in 1974.
307	05.	This sample member, although connected with a 1974 response family, was in an institution at the time of the 1974 interview.
118	06.	This sample individual was 18 years old or older and moved out or died between the 1973 and 1974 interviews.
67	07.	This sample member was less than 18 and moved out or died between the 1973 and 1974 interviews.
221	08.	This nonsample individual moved out or died between the 1973 and 1974 interviews.
23,339	09.	This individual had not been born or moved in by the time of the 1974 interview; individual from Latino sample (V30001=7001-9043)
4,833	10.	This individual had become nonresponse by the time of the 1973 interview.
	99.	NA; DK
17,682	00.	Inap.: in a panel family in 1974 (V30139=01-20).

V30158 'WHY NONRESPONSE 74' TL0C= 331- 332 MD=99

Reason for NonFU Membership in 1974

Individuals ineligible for the interview consist of those who were too young (under 18 years old) or who are not sample members.

157	01.	Refusal by all eligible/available FU members.
	02.	No-one at home for contact during the interviewing period.
6	03.	Respondent absent; some FU member contacted, but not the appropriate respondent.
141	04.	Lost; unable to locate any member of the FU at all.
	05.	FU is located too far away for interviewer contact.
110	11.	This individual was in the armed forces.
129	12.	This individual was in an educational institution.
17	13.	This individual was in a health care facility
23	14.	This individual was in jail or prison
32	19.	This individual was in some other type of institution, for example, a religious order. Cases in which the type of institution is unknown are included here, also.
	21.	This individual was not eligible for the interview and the Head or the Wife, whichever is the sample member, became main family nonresponse because he/she was institutionalized by joining the armed forces.
	22.	This individual was not eligible for the interview and became main family nonresponse because the Head or Wife, whichever is sample, became institutionalized by entering an educational institution.
	23.	This individual was not eligible for the interview and became main family nonresponse because the Head or Wife, whichever is the sample member, became institutionalized by entering a health care facility.

	24.	This individual was not eligible for the interview and became main family nonresponse because the Head or Wife, whichever is the sample member, became institutionalized through imprisonment.
	29.	This individual was not eligible for the interview and became main family nonresponse because the Head or Wife, whichever is sample, became institutionalized by some means other than the above; for example, he/she may have entered a religious order. Cases in which the type of institution is unknown are included here, also.
12	31.	This individual was unable to cooperate through disability.
	32.	This individual was not eligible for the interview and the Head or Wife, whichever is sample, was unable to cooperate through disability.
102	41.	This individual died between the 1973 and 1974 interviews.
9	42.	This individual was not eligible for the interview and became main family nonresponse because the Head or Wife, whichever is sample, died.
1	51.	This individual, although followed for interview, was discovered to be nonsample: office error.
23	52.	This individual should have been followed but was not: office error.
9	53.	This individual was mistakenly included in two or more response families at once; this record is the duplicate, or erroneous, one.
	54.	Listing error: this individual never existed or was not really living in the FU.
	59.	Other office error
	91.	This sample individual moved out of the 1974 main family and was eligible for interviewing but the reason for nonresponse is NA.
264	92.	Individual moved out of the 1974 main family and was not eligible for interviewing because he/she was either nonsample or too young.
	93.	The Head or Wife of this FU, whichever is sample, united with another FU; this individual was not eligible for the interview and therefore became nonresponse.
23,339	97.	This individual had not been born or moved in by the time of the 1974 interview (V30138>0000 and V30139=00); individual from Latino sample (V30001=7001-9043)
4,833	98.	This individual became main family or mover-out nonresponse by 1973 (V30117=0000 and V30138=0000 or V30117>0000 and V30118=71-89 and V30138=0000)
1	99.	NA; DK
17,682	00.	Inap.: in a panel family in 1974 (V30139=01-20)
<b>V30159</b>	<b>'INDIVIDUAL WEIGHT</b>	<b>74' TL0C= 333- 335</b>

1974 Individual Weight

This variable is nonzero only for sample members associated with a 1974 response family. Sample members born into the family in 1974 receive either the average of the Head's and spouse's weights or, in the event of a single Head, the child receives the Head's weight. For those sample members either not yet part of the family in 1969 but present by 1973 or who were main family nonresponse in 1969 and moved back into the panel in 1973, the most recent weight is brought forward to these tape locations. Refer to Section I, Part 5 of this volume for details on the weights themselves.

DSIRIS USERS: Note that this variable is defined in the dictionary as having one decimal place.

00. From Latino sample (V30001=7001-9043); born or moved in after the 1974 interview (V30138>0000 and V30139=00); main family nonresponse by 1974 or mover-out nonresponse by 1973 (V30138=0000); nonsample individual (V30002=170-228)

<b>1975 INDIVIDUAL VARIABLES:</b> Distributions are calculated for all cases using the 1975 weight (V30187) for the percents.
---

**V30160 '1975 INTERVIEW NUMBER 75' TL0C= 336- 339**
1975 Interview Number (1975 ID Number)

The values for this variable in the range 0001-5725 represent the 1975 ID number of the interview in which this individual was included in 1975. Individuals moving in or born subsequent to the 1975 interview received the 1975 ID number of the family to which they moved.

0000. Main family nonresponse by 1975 or mover-out nonresponse by 1974; from Latino sample (V30001=7001-9043)

**V30161 'SEQUENCE NUMBER 75' TL0C= 340- 341**
1975 Sequence Number

This sequence number variable provides a means of identifying an individual's status with regard to the FU at the time of the 1975 interview.

17,873	97.1	01-20.	Individuals in FU at the time of the 1975 interview
301	1.8	51-59.	Individuals in institutions at the time of the 1975 interview
370	0.5	71-80.	Individuals who moved out of the FU or out of institutions between the 1974 and 1975 interviews but who were not included in another responding FU for 1975. All such individuals were nonresponse.
81	0.6	81-89.	Individuals who were living in 1974 but who died by the time of the 1975 interview
28,265		00.	Born or moved in after the 1975 interview; from Latino sample (V30001=7001-9043); main family nonresponse by 1975 or mover-out nonresponse by 1974 (V30160=0000)

**V30162 'RELATIONSHIP TO HEAD 75' TL0C= 342- 343**
1975 Relationship to Head

5,822	36.5	01.	Head in 1975; 1974 Head who was mover-out nonresponse by the time of the 1975 interview
3,480	22.3	02.	Wife in 1975; 1974 Wife who was mover-out nonresponse by the time of the 1975 interview
8,197	38.5	03.	Son or daughter; includes stepchildren and adopted children
127	0.5	04.	Brother or sister of Head
93	0.5	05.	Father or mother of Head
509	0.9	06.	Grandchild or great-grandchild
268	0.5	07.	Other relative; includes in-laws
104	0.2	08.	Nonrelative
25	0.2	09.	Husband of Head (i.e., wife was Head of FU)
28,265		00.	From Latino sample (V30001=7001-9043); born or moved in after the 1975 interview (V30160>0000 and V30161=00); main family nonresponse by 1975 or mover-out nonresponse by 1974 (V30160=0000)

**V30163 'AGE OF INDIVIDUAL 75' TL0C= 344- 345 MD=99**
Age at the Time of the 1975 Interview

The values for this variable in the range 02-97 represent the actual age of the individual in years.

01. Newborn up to second birthday  
 98. 98 years old or more  
 99. NA; DK  
 00. From Latino sample (V30001=7001-9043); born or moved in after the 1975 interview (V30160>0000 and V30161=00); main family nonresponse by 1975 or mover-out nonresponse by 1974 (V30160=0000)

## V30164 'MARR PAIRS INDICATOR 75' TLOC= 346

1975 Married Pairs Indicator

This variable links pairs of individuals who were married or permanently cohabiting at the time of the 1975 interview. The spouses in the first such pair within a family unit each receive a code value of 1 here; the second, a value of 2, etc. Usually, the first married pair consists of Head and Wife/"Wife" or Head and Husband of Head.

0. Inap.: not married; spouse was not in FU in 1975; from Latino sample (V30001=7001-9043); born or moved in after the 1975 interview (V30160>0000 and V30161=00); main family nonresponse by 1975 or mover-out nonresponse by 1974 (V30160=0000)

## V30165 'WHETHER MOVED IN/OUT 75' TLOC= 347

1975 Moved In/Moved Out Indicator

1,422	4.4	1.	Moved in or born between the 1974 and 1975 interviews; splitoff in 1975
36	0.1	2.	Appeared; did not move in between the 1974 and 1975 interviews, but not included in FU for 1974 (i.e., listing error)
350	0.5	5.	Moved out of FU or out of an institution between the 1974 and 1975 interviews and was not included in a 1975 panel FU
89	0.5	6.	Moved out of FU and into an institution between the 1974 and 1975 interviews
78	0.5	7.	Living in 1974 but died by the time of the 1975 interview
25	0.0	8.	Disappeared; moved out prior to the 1974 interview, but included in FU for 1974 (usually a listing error)
44,890	94.0	0.	Inap.: in main family in both 1974 and 1975; from Latino sample (V30001=7001-9043); in an institution in both 1974 and 1975 (V30139=51-59 and V30161=51-59); born or moved in after the 1975 interview (V30160>0000 and V30161=00); main family nonresponse by 1975 or mover-out nonresponse by 1974 (V30160=0000)

## V30166 'MONTH MOVED IN/OUT 75' TLOC= 348- 349 MD=99

Month Moved In or Out

133	0.3	01.	January
75	0.3	02.	February
92	0.3	03.	March
74	0.2	04.	April
86	0.2	05.	May
109	0.3	06.	June
106	0.3	07.	July
115	0.3	08.	August
120	0.4	09.	September
90	0.2	10.	October
86	0.2	11.	November
96	0.2	12.	December
132	0.3	99.	NA; DK
45,576	96.6	00.	Inap.: splitoff; from Latino sample (V30001=7001-9043); moved from institution to own FU between the 1974 and 1975 interviews and was not interviewed for 1975 (V30139=51-59 and V30161=71-80); in an institution in both 1974 and 1975 (V30161=51-59 and V30165=0); individual was born or moved in after the 1975 interview (V30160>0000 and V30161=00); main family nonresponse by 1975 or mover-out nonresponse by 1974 (V30160=0000); stayed in main family (V30161=01-20 and V30165=0)

## V30167 'YEAR MOVED IN/OUT 75' TLOC= 350- 351 MD=99

Year Moved In or Out

The last two digits of the year the move occurred are coded here. For example, a value of 75 indicates a move during the year 1975.

480 - 1975 INDIVIDUAL DATA

- 99. NA; DK
- 00. Inap.: from Latino sample (V30001=7001-9043); moved from institution to own FU between the 1974 and 1975 interviews and was not interviewed for 1975 (V30139=51-59 and V30161=71-80); in an institution in both 1974 and 1975 (V30161=51-59 and V30165=0); born or moved in after the 1975 interview (V30160>0000 and V30161=00); main family nonresponse by 1975 or mover-out nonresponse by 1974 (V30160=0000); stayed in main family (V30161=01-20 and V30165=0); splitoff (V30165=1 and V30166=00)

**V30168 'STOPPED SCHOOL? 75' TL0C= 352 MD=9**

A2. Did any of the children stop going to school in 1974 or 1975?  
 A3. Who was that?

Count	Percentage	Code	Description
236	1.2	1.	Yes, this person under 25 stopped going to school
18,360	98.7	5.	No, did not stop; Head or Wife in 1975 (V30161=01-20 and V30162=01 or 02); age 25 or older (V30163=25-98)
29	0.0	9.	NA; DK
28,265		0.	From Latino sample (V30001=7001-9043); born or moved in after the 1975 interview (V30160>0000 and V30161=00); main family nonresponse by 1975 or mover-out nonresponse by 1974 (V30160=0000)

**V30169 'HIGHEST GRAD FINISHED 75' TL0C= 353- 354 MD=99**

COMPLETED EDUCATION FOR 1975:  
 A4. What was the highest grade (he/she) finished?

The values for this variable (01-16) represent the actual grade of school completed, e.g., a value of 08 indicates that this individual completed the eighth grade and was no longer in school. A code value of 16 indicates that this individual is at least a college graduate. See V30181 for completed education of Heads and Wives/"Wives", as well as other family unit members.

- 99. NA; DK
- 00. Inap.: from Latino sample (V30001=7001-9043); main family nonresponse by 1975 or mover-out nonresponse by 1974 (V30160=0000); born or moved in after the 1975 interview (V30160>0000 and V30161=00); Head or Wife in 1975 (V30161=01-20 and V30162=01 or 02); did not stop school or not a person under 25 (V30168=5 or 9)

**V30170 'RESPONDENT? 75' TL0C= 355 MD=9**

N1. Who was respondent (relation to head)?

Count	Percentage	Code	Description
5,707	37.0	1.	This individual was respondent
12,901	63.0	5.	This individual was <u>not</u> respondent; includes institutionalized individuals and mover-out nonresponse from 1975 (V30161=51-89)
17	0.0	9.	NA; DK
28,265		0.	From Latino sample (V30001=7001-9043); born or moved in after the 1975 interview (V30160>0000 and V30161=00); main family nonresponse by 1975 or mover-out nonresponse by 1974 (V30160=0000)

**V30171 'LABOR/ASSET TYPE INC 75' TL0C= 356**

TYPE OF TAXABLE INCOME RECEIVED DURING 1974:  
 H30. Was that from wages, a pension, a business, or what?  
 H38. What was that from?

Count	Percentage	Code	Description
6,706	36.1	1.	Labor income only
396	4.0	2.	Asset income only
1,504	13.2	3.	Both labor and asset income
38,284	46.7	0.	Inap.: no taxable income; from Latino sample (V30001=7001-9043); born or moved in after the 1975 interview (V30160>0000 and V30161=00); main family nonresponse by 1975 or mover-out nonresponse by 1974 (V30160=0000); in an



institution in both 1974 and 1975 (V30161=51-59 and  
V30165=0)

**V30172 'TRANSFER TYPE INC 75' TLOC= 357**

TYPE OF TRANSFER INCOME RECEIVED DURING 1974:

H30. Was that from wages, a pension, a business, or what?

H38. What was that from?

290	0.7	1.	ADC, AFDC only
145	0.4	2.	Other welfare only
757	5.9	3.	Social Security only
196	1.4	4.	Other retirement pay, pensions, annuities only
396	2.4	5.	Unemployment, workmen's compensation only
110	0.7	6.	Alimony, child support only
167	1.0	7.	Help from relatives only
104	0.4	8.	Supplemental Security Income only
1,083	7.1	9.	Any combination; other
43,642	80.0	0.	Inap.: no transfer income; from Latino sample (V30001=7001-9043); born or moved in after the 1975 interview (V30160>0000 and V30161=00); main family nonresponse by 1975 or mover-out nonresponse by 1974 (V30160=0000); in an institution in both 1974 and 1975 (V30161=51-59 and V30165=0)

**V30173 'TAXABLE INCOME 75' TLOC= 358- 362**

TOTAL 1974 TAXABLE MONEY INCOME OF THIS INDIVIDUAL:

H29. About how much did that amount to in 1974?

H39. How much was that last year?

The values for this variable in the range 00001-99998 indicate the amount of total taxable income received in whole dollars. Beginning with this wave of data collection, all missing data were assigned. For Heads or Wives, the values here are labor income of each plus one-half of their combined asset income.

99999. \$99,999 or more

00000. Inap.: from Latino sample (V30001=7001-9043); born or moved in after the 1975 interview (V30160>0000 and V30161=00); main family nonresponse by 1975 or mover-out nonresponse by 1974 (V30160=0000); in an institution in both 1974 and 1975 (V30161=51-59 and V30165=0); no taxable income (V30171=0)

**V30174 'ACC TAXABLE Y 75' TLOC= 363**

Accuracy of 1974 Taxable Income for This Individual

145	0.9	1.	Minor assignment
237	1.0	2.	Major assignment
46,508	98.1	0.	Inap.: no assignment; from Latino sample (V30001=7001-9043); born or moved in after the 1975 interview (V30160>0000 and V30161=00); main family nonresponse by 1975 or mover-out nonresponse by 1974 (V30160=0000); in an institution in both 1974 and 1975 (V30161=51-59 and V30165=0); no taxable income (V30171=0)

**V30175 'TRANSFER INCOME 75' TLOC= 364- 368**

TOTAL 1974 TRANSFER MONEY INCOME OF THIS INDIVIDUAL:

H29. About how much did that amount to in 1974?

H39. How much was that last year?

The values for this variable in the range 00001-99998 indicate the amount of total transfer income received in whole dollars. Beginning with this wave of data collection, all missing data were assigned.

99999. \$99,999 or more

00000. Inap.: from Latino sample (V30001=7001-9043); born or moved in after the 1975 interview (V30160>0000 and V30161=00); main family nonresponse by 1975 or mover-out nonresponse by 1974 (V30160=0000); in an

institution in both 1974 and 1975 (V30161=51-59 and V30165=0); no transfer income (V30172=0)

V30176 'ACC TRANSFER Y 75' TL0C= 369

Accuracy of 1974 Transfer Income for This Individual

92	0.5	1.	Minor assignment
52	0.2	2.	Major assignment
46,746	99.3	0.	Inap.: no assignment; from Latino sample (V30001=7001-9043); born or moved in after the 1975 interview (V30160>0000 and V30161=00); main family nonresponse by 1975 or mover-out nonresponse by 1974 (V30160=0000); in an institution in both 1974 and 1975 (V30161=51-59 and V30165=0); no transfer income (V30172=0)

V30177 'HRS WORKED IN 74 75' TL0C= 370- 373

WORK HOURS IN 1974:

H32. Can you tell me about how many weeks (he/she) worked?

H33. About how many hours a week was that?

H34. (IF DON'T KNOW) Was it more than half time?

The values for this variable indicate the actual hours worked in 1974. Beginning with this wave of data collection, all missing data were assigned. For a few Heads, this field is filled with 9999. Users should substitute V3823 in those cases.

0000. Inap.: from Latino sample (V30001=7001-9043); born or moved in after the 1975 interview (V30160>0000 and V30161=00); main family nonresponse by 1975 or mover-out nonresponse by 1974 (V30160=0000); in an institution in both 1974 and 1975 (V30161=51-59 and V30165=0); did not work (V30171=0 or 2)

V30178 'ACC HRS WORKED IN 74 75' TL0C= 374

Accuracy of This Individual's Work Hours in 1974

422	2.5	1.	Minor assignment
215	0.8	2.	Major assignment
2,250	13.8	9.	Accuracy code not correctly calculated
44,003	82.9	0.	Inap.: no assignment; from Latino sample (V30001=7001-9043); born or moved in after the 1975 interview (V30160>0000 and V30161=00); main family nonresponse by 1975 or mover-out nonresponse by 1974 (V30160=0000); in an institution in both 1974 and 1975 (V30161=51-59 and V30165=0); did not work (V30171=0 or 2)

V30179 'HRS UNEMP IN 74 75' TL0C= 375- 378

ANNUAL HOURS OF UNEMPLOYMENT IN 1974:

H35. Did (he/she) miss any work in 1974 because of unemployment or a strike?

H36. How much work did (he/she) miss?

The values for this variable in the range 0001-2080 indicate the actual weeks unemployed or on strike in 1974 multiplied by 40 to produce annual hours. All missing data were assigned.

0000. Inap.: not unemployed or on strike; from Latino sample (V30001=7001-9043); born or moved in after the 1975 interview (V30160>0000 and V30161=00); main family nonresponse by 1975 or mover-out nonresponse by 1974 (V30160=0000); in an institution in both 1974 and 1975 (V30161=51-59 and V30165=0)

V30180 'ACC HRS UNEMPLOYED 75' TL0C= 379

Accuracy of This Individual's Unemployment Hours in 1974

15	0.1	1.	Minor assignment
14	0.0	2.	Major assignment
2,250	13.8	9.	Accuracy code not correctly calculated

44,611 86.1 0. Inap.: no assignment; from Latino sample (V30001=7001-9043); born or moved in after the 1975 interview (V30160>0000 and V30161=00); main family nonresponse by 1975 or mover-out nonresponse by 1974 (V30160=0000); in an institution in both 1974 and 1975 (V30161=51-59 and V30165=0); was not unemployed or on strike (V30179=0000)

**V30181 'COMPLETED EDUCATION 75' TLQC= 380- 381 MD=99**

Education Completed by 1975

The values for this variable represent final educational levels attained by each individual who stopped going to school as indicated in Section A of all interviews through the 1975 wave, as well as those of the 1975 Head (1975 V4093) and Wife/"Wife" (1975 V4102). A code value of 06 here indicates that the individual completed the eighth grade and was no longer attending school. A value of 16 indicates that the individual is at least a college graduate. Thirty-four Heads, 31 Wives/"Wives", and 171 other family unit members have values of 51, 55 or 59 for this variable. As of this writing, we are ignorant of what meanings should be ascribed to these codes.

- 96. Twenty-four years old or younger in 1975 and in school from 1968 through 1975
- 97. Less than 12 years of age in 1975 and either not in the family or preschool age in 1968 and has never stopped school
- 98. Age is at least 12 but no more than 24 and neither in school nor preschool age in 1968 and has never stopped school
- 99. Attended school in 1968 and turned 25 between 1969 and 1975 and had not stopped school by 25; mover-in who was 25 or older in 1975; age in 1975 was NA; other NA
- 00. No education; from Latino sample (V30001=7001-9043); born or moved in after the 1975 interview (V30160>0000 and V30161=00); main family nonresponse by 1975 or mover-out nonresponse by 1974 (V30160=0000)

**V30182 'MO S/O FAM FORMED 75' TLQC= 382- 383 MD=99**

Month Splitoff Moved Out of Main Family Unit

Refer to Section I, Part 5 of this volume for details of this variable's generation.

40	0.2	01.	January
37	0.1	02.	February
32	0.1	03.	March
32	0.1	04.	April
54	0.1	05.	May
52	0.1	06.	June
65	0.3	07.	July
57	0.2	08.	August
32	0.2	09.	September
34	0.1	10.	October
39	0.1	11.	November
61	0.2	12.	December
35	0.2	98.	Moved out of an institution
95	0.1	99.	NA; DK
46,225	97.5	00.	Inap.: from Latino sample (V30001=7001-9043); born or moved in after the 1975 interview (V30160>0000 and V30161=00); main family nonresponse by 1975 or mover-out nonresponse by 1974 (V30160=0000); not a splitoff in 1975 (V30165#1 or V30165=1 and V30166#00)

**V30183 'YR S/O FAM FORMED 75' TLQC= 384- 385 MD=99**

Year Splitoff Moved Out of Main Family Unit

The last two digits of the year the move occurred are coded here. For example, a value of 75 indicates a move during the year 1975. Refer to Section I, Part 5 of this volume for details of this variable's generation.

484 - 1975 INDIVIDUAL DATA

- 98. Moved out of an institution
- 99. NA year
- 00. Inap.: from Latino sample (V30001=7001-9043); born or moved in after the 1975 interview (V30160>0000 and V30161=00); main family nonresponse by 1975 or mover-out nonresponse by 1974 (V30160=0000); not a splitoff in 1975 (V30165#1 or V30165=1 and V30166#00)

**V30184 'MAIN FAM ID FOR S/O 75' TL0C= 386- 389**

1975 ID Number of the Main Family from which this Individual's Splitoff Family Was Formed

Actual 1975 ID Numbers (0001-5725) were coded for individuals who moved out of main families or institutions to form splitoff families.

- 9997. This splitoff individual did not move out of a main family or institution, e.g., nonsample Heads, Wives or others who appeared for the first time in the 1975 splitoff family; children newly born in, etc.
- 0000. Inap.: from Latino sample (V30001=7001-9043); born or moved in after the 1975 interview (V30160>0000 and V30161=00); main family nonresponse by 1975 or mover-out nonresponse by 1974 (V30160=0000); not a splitoff in 1975 (V30165#1 or V30165=1 and V30166#00)

**V30185 'TYPE OF IND RECORD 75' TL0C= 390- 391 MD=99**

Type of Individual Data Record in 1975

All individuals who became main family nonresponse in 1975 have 1975 ID numbers equal to 0000 and zero data values for 1975, but have nonzero data values for their 1974 records. Mover-out nonresponse individuals for 1975 have nonzero data for 1975 just as response individuals do; however, the movers-out have 1975 sequence numbers in the range 51-89. Codes 01-04 below apply to main family nonresponse individuals only; codes 06-08 are reserved for mover-out nonresponse.

- 162 01. This sample member was 18 years old or older at the time of main family nonresponse and had been in the FU in 1974.
- 106 02. This sample member was less than 18 at the time of main family nonresponse and had been in the FU in 1974.
- 55 03. This nonsample individual had been in the 1974 FU, and this FU became nonresponse in 1975.
- 4 04. This sample member had been in an institution in 1974 but his or her main family became nonresponse in 1975.
- 302 05. This sample member, although connected with a 1975 response family, was in an institution at the time of the 1975 interview.
- 125 06. This sample individual was 18 years old or older and moved out or died between the 1974 and 1975 interviews.
- 57 07. This sample member was less than 18 and moved out or died between the 1974 and 1975 interviews.
- 267 08. This nonsample individual moved out or died between the 1974 and 1975 interviews.
- 22,434 09. This individual had not been born or moved in by the time of the 1975 interview; individual from Latino sample (V30001=7001-9043)
- 5,505 10. This individual had become nonresponse by the time of the 1974 interview.
- 99. NA; DK
- 17,873 00. Inap.: in a panel family in 1975 (V30161=01-20).

**V30186 'WHY NONRESPONSE 75' TL0C= 392- 393 MD=99**

Reason for NonFU Membership in 1975

Individuals ineligible for the interview consist of those who were too young (under 18 years old) or who are not sample members.

- 171 01. Refusal by all eligible/available FU members.
- 02. No-one at home for contact during the interviewing period.

	03.	Respondent absent; some FU member contacted, but not the appropriate respondent.
120	04.	Lost; unable to locate any member of the FU at all.
1	05.	FU is located too far away for interviewer contact.
115	11.	This individual was in the armed forces.
127	12.	This individual was in an educational institution.
17	13.	This individual was in a health care facility
19	14.	This individual was in jail or prison
35	19.	This individual was in some other type of institution, for example, a religious order. Cases in which the type of institution is unknown are included here, also.
	21.	This individual was not eligible for the interview and the Head or the Wife, whichever is the sample member, became main family nonresponse because he/she was institutionalized by joining the armed forces.
	22.	This individual was not eligible for the interview and became main family nonresponse because the Head or Wife, whichever is sample, became institutionalized by entering an educational institution.
	23.	This individual was not eligible for the interview and became main family nonresponse because the Head or Wife, whichever is the sample member, became institutionalized by entering a health care facility.
	24.	This individual was not eligible for the interview and became main family nonresponse because the Head or Wife, whichever is the sample member, became institutionalized through imprisonment.
2	29.	This individual was not eligible for the interview and became main family nonresponse because the Head or Wife, whichever is sample, became institutionalized by some means other than the above; for example, he/she may have entered a religious order. Cases in which the type of institution is unknown are included here, also.
5	31.	This individual was unable to cooperate through disability.
2	32.	This individual was not eligible for the interview and the Head or Wife, whichever is sample, was unable to cooperate through disability.
112	41.	This individual died between the 1974 and 1975 interviews.
17	42.	This individual was not eligible for the interview and became main family nonresponse because the Head or Wife, whichever is sample, died.
4	51.	This individual, although followed for interview, was discovered to be nonsample: office error.
20	52.	This individual should have been followed but was not: office error.
10	53.	This individual was mistakenly included in two or more response families at once; this record is the duplicate, or erroneous, one.
	54.	Listing error: this individual never existed or was not really living in the FU.
1	59.	Other office error
	91.	This sample individual moved out of the 1975 main family and was eligible for interviewing but the reason for nonresponse is NA.
298	92.	Individual moved out of the 1975 main family and was not eligible for interviewing because he/she was either nonsample or too young.
2	93.	The Head or Wife of this FU, whichever is sample, united with another FU; this individual was not eligible for the interview and therefore became nonresponse.
22,434	97.	This individual had not been born or moved in by the time of the 1975 interview (V30160>0000 and V30161=00); individual from Latino sample (V30001=7001-9043)
5,505	98.	This individual became main family or mover-out nonresponse by 1974 (V30138=0000 and V30160=0000 or V30138>0000 and V30139=71-89 and V30160=0000)
	99.	NA; DK
17,873	00.	Inap.: in a panel family in 1975 (V30161=01-20)

**V30187 'INDIVIDUAL WEIGHT 75' TLOC= 394- 396**1974 Individual Weight, Updated for 1975

This variable is nonzero only for sample members associated with a 1975 panel family. Sample members born into the family in 1975 receive either the average of the Head's and spouse's weights or, in the event of a single Head, the child receives the Head's weight. Those sample members returning to a panel family after becoming nonresponse receive the same weight that they had in the last year that they had nonzero data. Refer to Section I, Part 5 for details on the weights themselves.

OSIRIS USERS: Note that this variable is defined in the dictionary as having one decimal place.

00. From Latino sample (V30001=7001-9043); born or moved in after the 1975 interview (V30160>0000 and V30161=00); main family nonresponse by 1975 or mover-out nonresponse by 1974 (V30160=0000); nonsample individual (V30002=170-228)

**1976 INDIVIDUAL VARIABLES:** Distributions are calculated for all cases using the 1976 weight (V30216) for the percents.

**V30188 '1976 INTERVIEW NUMBER 76' TLOC= 397- 400**1976 Interview Number (1976 ID Number)

The values for this variable in the range 0001-5862 represent the 1976 ID number of the interview in which this individual was included in 1976. Individuals moving in or born subsequent to the 1976 interview received the 1976 ID number of the family to which they moved.

0000. Main family nonresponse by 1976 or mover-out nonresponse by 1975; from Latino sample (V30001=7001-9043)

**V30189 'SEQUENCE NUMBER 76' TLOC= 401- 402**1976 Sequence Number

This sequence number variable provides a means of identifying an individual's status with regard to the FU at the time of the 1976 interview.

18,016	97.1	01-20.	Individuals in FU at the time of the 1976 interview
291	1.9	51-59.	Individuals in institutions at the time of the 1976 interview
387	0.5	71-80.	Individuals who moved out of the FU or out of institutions between the 1975 and 1976 interviews but were not included in another responding FU for 1976. All such individuals were nonresponse.
74	0.5	81-89.	Individuals who were living in 1975 but who died by the time of the 1976 interview
28,122		00.	Born or moved in after the 1976 interview; from Latino sample (V30001=7001-9043); main family nonresponse by 1976 or mover-out nonresponse by 1975 (V30188=0000)

**V30190 'RELATIONSHIP TO HEAD 76' TLOC= 403- 404**1976 Relationship to Head

5,969	37.2	01.	Head in 1976; 1975 Head who was mover-out nonresponse by the time of the 1976 interview
3,571	22.4	02.	Wife in 1976; 1975 Wife who was mover-out nonresponse by the time of the 1976 interview
8,154	38.0	03.	Son or daughter; includes stepchildren and adopted children
124	0.5	04.	Brother or sister of Head
86	0.4	05.	Father or mother of Head
499	0.9	06.	Grandchild or great-grandchild
245	0.4	07.	Other relative; includes in-laws
96	0.1	08.	Nonrelative
24	0.2	09.	Husband of Head (i.e., wife was Head of FU)

28,122 00. From Latino sample (V30001=7001-9043); born or moved in after the 1976 interview (V30188>0000 and V30189=00); main family nonresponse by 1976 or mover-out nonresponse by 1975 (V30188=0000)

V30191 'AGE OF INDIVIDUAL 76' TL0C= 405- 406 MD=99

Age at the Time of the 1976 Interview

The values for this variable in the range 02-97 represent the actual age of the individual in years.

- 01. Newborn up to second birthday
- 98. 98 years old or more
- 99. NA
- 00. From Latino sample (V30001=7001-9043); born or moved in after the 1976 interview (V30188>0000 and V30189=00); main family nonresponse by 1976 or mover-out nonresponse by 1975 (V30188=0000)

V30192 'MARR PAIRS INDICATOR 76' TL0C= 407

1976 Married Pairs Indicator

This variable links pairs of individuals who were married or permanently cohabiting at the time of the 1976 interview. The spouses in the first such pair within a family unit each receive a code value of 1 here; the second, a value of 2, etc. Usually, the first married pair consists of Head and Wife/"Wife" or Head and Husband of Head.

- 0. Inap.: not married; spouse was not in FU in 1976; from Latino sample (V30001=7001-9043); born or moved in after the 1976 interview (V30188>0000 and V30189=00); main family nonresponse by 1976 or mover-out nonresponse by 1975 (V30188=0000)

V30193 'WHETHER MOVED IN/OUT 76' TL0C= 408

1976 Moved In/Moved Out Indicator

1,438	4.2	1.	Moved in or born between the 1975 and 1976 interviews; splitoff in 1976
48	0.1	2.	Appeared: did not move in between the 1975 and 1976 interviews, but not included in FU for 1975 (i.e., listing error)
364	0.5	5.	Moved out of FU or institution between the 1975 and 1976 interviews and was not included in a 1976 panel FU
99	0.7	6.	Moved out of FU and into an institution between the 1975 and 1976 interviews
74	0.5	7.	Living in 1975 but died by the time of the 1976 interview
24	0.0	8.	Disappeared; moved out prior to the 1975 interview, but included in FU for 1975 (usually a listing error)
44,843	94.0	0.	Inap.: in main family in both 1975 and 1976; from Latino sample (V30001=7001-9043); in an institution in both 1975 and 1976 (V30161=51-59 and V30189=51-59); born or moved in after the 1976 interview (V30188>0000 and V30189=00); main family nonresponse by 1976 or mover-out nonresponse by 1975 (V30188=0000)

V30194 'MONTH MOVED IN/DUT 76' TL0C= 409- 410 MD=99

Month Moved In or Out

139	0.3	01.	January
110	0.2	02.	February
80	0.2	03.	March
115	0.2	04.	April
102	0.3	05.	May
123	0.3	06.	June
110	0.3	07.	July
100	0.3	08.	August
130	0.6	09.	September
123	0.4	10.	October

## 488 - 1976 INDIVIDUAL DATA

65	0.2	11.	November
86	0.2	12.	December
125	0.2	99.	NA; DK
45,482	96.2	00.	Inap.: splitoff; from Latino sample (V30001=7001-9043); moved from institution to own FU between the 1975 and 1976 interviews and was not interviewed for 1976 (V30161=51-59 and V30189=71-80); in an institution in both 1975 and 1976 (V30189=51-59 and V30193=0); individual was born or moved in after the 1976 interview (V30188>0000 and V30189=00); main family nonresponse by 1976 or mover-out nonresponse by 1975 (V30188=0000); stayed in main family (V30189=01-20 and V30193=0)

**V30195 'YEAR MOVED IN/OUT 76' TL0C= 411- 412 MD=99**

Year Moved In or Out

The last two digits of the year the move occurred are coded here. For example, a value of 76 indicates a move during the year 1976.

99. NA; DK

00. Inap.: from Latino sample (V30001=7001-9043); moved from an institution to own FU between the 1975 and 1976 interviews and was not interviewed for 1976 (V30161=51-59 and V30189=71-80); main family nonresponse by 1976 or mover-out nonresponse by 1975 (V30188=0000); born or moved in after the 1976 interview (V30188>0000 and V30189=00); stayed in main family (V30189=01-20 and V30193=0); in an institution in both 1975 and 1976 (V30189=51-59 and V30193=0); splitoff (V30193=1 and V30194=00)

**V30196 'STOP SCHOOL? 76' TL0C= 413 MD=9**

A2. Did any of the children stop going to school in 1975 or 1976?  
A3. Who was that?

266	1.4	1.	Yes, this person under 25 stopped going to school
18,407	98.3	5.	No, did not stop; Head or Wife in 1976 (V30189=01-20 and V30190=01 or 02); was age 25 or older (V30191=25-98)
95	0.3	9.	NA; DK
28,122		0.	From Latino sample (V30001=7001-9043); born or moved in after the 1976 interview (V30188>0000 and V30189=00); main family nonresponse by 1976 or mover-out nonresponse by 1975 (V30188=0000)

**V30197 'HIGHEST GRADE FINISH 76' TL0C= 414- 415 MD=99**

COMPLETED EDUCATION FOR 1976:

A4. What was the highest grade (he/she) finished?

The values for this variable (01-16) represent the actual grade of school completed, e.g., a value of 08 indicates that this individual completed the eighth grade and was no longer in school. A code value of 16 indicates that this individual is at least a college graduate. This variable contains values for 1976 Heads (from 1976 V4684) and Wives/"Wives" (from 1976 V4695 or 1976 V4755), although information about completed education is not asked annually for them as it is for other family unit members. Recency of Heads' data (i.e., whether questions were asked in 1975 or 1976) can be ascertained by the value of the variable for whether the family has a new Head (1976 V4658). Education information was obtained for all Heads in 1975. Education information was obtained for all Wives/"Wives" in 1975 and was collected again in 1976 (V4755) if the Wives/"Wives'" questionnaire was asked. If the Wives/"Wives'" questionnaire was not administered, then V4695 was used for Wife's/"Wife's" education and its recency is indicated by 1976 V4694. Values of 17 from 1976 V4684, V4895 or V4755 were recoded to 16 here to ensure comparability of Heads and Wives/"Wives" with other family unit members.

99. NA; DK

00. Inap.: from Latino sample (V30001=7001-9043); main family nonresponse by 1976 or mover-out nonresponse by 1975



(V30188=0000); born or moved in after the 1976 interview (V30188>0000 and V30189=00); did not stop school or other individual age 25 or older (V30189#01-20, V30190#01 or 02 and V30196=5 or 9)

**V30198 'HRS HOUSEWORK/WK 76' TLOC= 416- 417 MD=99**

- G7. About how much time do you (HEAD) spend on this housework in an average week -- I mean time spent cooking, cleaning, and doing other work around the house?  
 B1. About how much time do you spend on housework in an average week--I mean time sent cooking, cleaning, and doing other work around the house? -- Wives' Questionnaire  
 G9. Does anyone else here in the household help with the housework?  
 G10. Who is that?  
 G11. About how much time does (he/she) spend on housework in an average week?

The values for this variable in the range 01-97 represent the actual housework hours done per week by this individual.

98. Ninety-eight hours per week or more  
 99. NA; DK  
 00. Inap.: none; from Latino sample (V30001=7001-9043); main family nonresponse by 1976 or mover-out nonresponse by 1975 (V30188=0000); born or moved in after the 1976 interview (V30188>0000 and V30189=00); in an institution at time of 1976 interview or mover-out nonresponse from 1976 (V30189=51-89)

**V30199 'EXTRA CARE?' 76' TLOC= 418 MD=9**

- H49. Do you (HEAD) have a physical or nervous condition that limits the type of work or the amount of work you can do?  
 A25. Do you have a physical or nervous condition that limits the type of work, or the amount of work you can do? -- Wives' Questionnaire  
 H51. Is there anyone (else) in this family who requires a lot of extra care because of (his/her) condition?  
 H52. Who is that?

1,819	11.3	1.	This person requires extra care or is disabled
16,077	85.2	5.	This person does not require extra care or is not disabled
120	0.5	9.	NA; DK
28,874	2.9	0.	Inap.: from Latino sample (V30001=7001-9043); born or moved in after the 1976 interview (V30188>0000 and V30189=00); main family nonresponse by 1976 or mover-out nonresponse by 1975 (V30188=0000); in an institution at time of 1976 interview or mover-out nonresponse from 1976 (V30189=51-89)

**V30200 'RESPONDENT?' 76' TLOC= 419 MD=9**

M1. Who was respondent (relation to Head)?

5,839	37.0	1.	This individual was respondent
12,923	63.0	5.	This individual was <u>not</u> respondent; includes institutionalized individuals and mover-out nonresponse from 1976 (V30189=51-89)
6	0.0	9.	NA; DK
28,122		0.	From Latino sample (V30001=7001-9043); born or moved in after the 1976 interview (V30188>0000 and V30189=00); main family nonresponse by 1976 or mover-out nonresponse by 1975 (V30188=0000)

**V30201 'TAXABLE Y SOURCE 76' TLOC= 420**

TYPE OF TAXABLE INCOME RECEIVED DURING 1975:

H29. Was that from wages, a pension, a business, or what?

H37. What was that from?

6,825	36.1	1.	Labor income only
379	3.9	2.	Asset income only
1,556	13.9	3.	Both labor and asset income

490 - 1976 INDIVIDUAL DATA

38,130 46.1 0. Inap.: no taxable income; from Latino sample (V30001=7001-9043); born or moved in after the 1976 interview (V30188>0000 and V30189=00); main family nonresponse by 1976 or mover-out nonresponse by 1975 (V30188=0000); in an institution in both 1975 and 1976 (V30189=51-59 and V30193=0)

V30202 'TOTAL TAXABLE Y 76' TL0C= 421- 425

TOTAL 1975 TAXABLE MONEY INCOME OF THIS INDIVIDUAL:  
H28. About how much did that amount to in 1975?  
H38. How much was that last year?

The values for this variable in the range 00001-99998 indicate the amount of total taxable income received in whole dollars. All missing data were assigned. For Heads or Wives, the values here are labor income of each plus one-half of their combined asset income.

- 99999. \$99,999 or more
- 00000. Inap.: from Latino sample (V30001=7001-9043); born or moved in after the 1976 interview (V30188>0000 and V30189=00); main family nonresponse by 1976 or mover-out nonresponse by 1975 (V30188=0000); in an institution in both 1975 and 1976 (V30189=51-59 and V30193=0); no taxable income (V30201=0)

V30203 'ACC TAXABLE Y 76' TL0C= 426

Accuracy of 1975 Taxable Income for This Individual

- 207 1.0 1. Minor assignment
- 348 1.5 2. Major assignment
- 46,335 97.5 0. Inap.: no assignment; from Latino sample (V30001=7001-9043); born or moved in after the 1976 interview (V30188>0000 and V30189=00); main family nonresponse by 1976 or mover-out nonresponse by 1975 (V30188=0000); in an institution in both 1975 and 1976 (V30189=51-59 and V30193=0); no taxable income (V30201=0)

V30204 'HRS WRKED LAST YR 76' TL0C= 427- 430

WORK HOURS IN 1975:  
H31. Can you tell me about how many weeks (he/she) worked?  
H32. About how many hours a week was that?  
H33. (IF DON'T KNOW) Was it more than half time?

The values for this variable indicate the actual hours worked in 1975. All missing data were assigned.

- 0000. Inap.: from Latino sample (V30001=7001-9043); born or moved in after the 1976 interview (V30188>0000 and V30189=00); main family nonresponse by 1976 or mover-out nonresponse by 1975 (V30188=0000); in an institution in both 1975 and 1976 (V30189=51-59 and V30193=0); did not work (V30201=0 or 2)

V30205 'ACC IND WRK HRS 76' TL0C= 431

Accuracy of This Individual's Work Hours in 1975

- 441 2.5 1. Minor assignment
- 366 1.9 2. Major assignment
- 46,083 95.7 0. Inap.: no assignment; from Latino sample (V30001=7001-9043); born or moved in after the 1976 interview (V30188>0000 and V30189=00); main family nonresponse by 1976 or mover-out nonresponse by 1975 (V30188=0000); in an institution in both 1975 and 1976 (V30189=51-59 and V30193=0); did not work (V30201=0 or 2)

V30206 'HRS UNEMP LAST YR 76' TL0C= 432- 435

ANNUAL HOURS OF UNEMPLOYMENT IN 1975:  
H34. Did (he/she) miss any work in 1975 because of unemployment or a strike?

H35. How much work did (he/she) miss?

The values for this variable in the range 0001-2080 indicate the actual weeks unemployed or on strike in 1975 multiplied by 40 to produce annual hours. All missing data were assigned.

0000. Inap.: not unemployed or on strike; from Latino sample (V30001=7001-9043); born or moved in after the 1976 interview (V30188>0000 and V30189=00); main family nonresponse by 1976 or mover-out nonresponse by 1975 (V30188=0000); in an institution in both 1975 and 1976 (V30189=51-59 and V30193=0)

**V30207 'ACC IND UNEMP HRS 76' TL0C= 436**

Accuracy of This Individual's Unemployment Hours in 1975

7	0.0	1.	Minor assignment
31	0.1	2.	Major assignment
36	0.2	9.	Accuracy code not correctly calculated
46,816	99.6	0.	Inap.: no assignment; from Latino sample (V30001=7001-9043); born or moved in after the 1976 interview (V30188>0000 and V30189=00); main family nonresponse by 1976 or mover-out nonresponse by 1975 (V30188=0000); in an institution in both 1975 and 1976 (V30189=51-59 and V30193=0); was not unemployed or on strike (V30206=0000)

**V30208 'TRANSFER Y SOURCE 76' TL0C= 437**

TYPE OF TRANSFER INCOME RECEIVED DURING 1975:

H29. Was that from wages, a pension, a business, or what?

H37. What was that from?

263	0.6	1.	ADC, AFDC only
126	0.2	2.	Other welfare only
756	5.7	3.	Social Security only
200	1.4	4.	Other retirement pay, pensions, annuities only
534	3.0	5.	Unemployment, workmen's compensation only
110	0.8	6.	Alimony, child support only
159	1.0	7.	Help from relatives only
92	0.4	8.	Supplemental Security Income only
1,206	7.8	9.	Any combination; other
43,444	78.9	0.	Inap.: no transfer income; from Latino sample (V30001=7001-9043); born or moved in after the 1976 interview (V30188>0000 and V30189=00); main family nonresponse by 1976 or mover-out nonresponse by 1975 (V30188=0000); in an institution in both 1975 and 1976 (V30189=51-59 and V30193=0)

**V30209 'TOTAL TRANSFER Y 76' TL0C= 438- 442**

TOTAL 1975 TRANSFER MONEY INCOME OF THIS INDIVIDUAL

H28. About how much did that amount to in 1975?

H38. How much was that last year?

The values for this variable in the range 00001-99998 indicate the amount of total transfer income received in whole dollars. All missing data were assigned.

99999. \$99,999 or more

00000. Inap.: from Latino sample (V30001=7001-9043); born or moved in after the 1976 interview (V30188>0000 and V30189=00); main family nonresponse by 1976 or mover-out nonresponse by 1975 (V30188=0000); in an institution in both 1975 and 1976 (V30189=51-59 and V30193=0); no transfer income (V30208=0)

**V30210 'ACC TRANSFER Y 76' TL0C= 443**

Accuracy of 1975 Transfer Income for This Individual

64	0.3	1.	Minor assignment
100	0.4	2.	Major assignment

## 492 - 1976 INDIVIDUAL DATA

46,726 99.3 0. Inap.: no assignment; from Latino sample (V30001=7001-9043); born or moved in after the 1976 interview (V30188>0000 and V30189=00); main family nonresponse by 1976 or mover-out nonresponse by 1975 (V30188=0000); in an institution in both 1975 and 1976 (V30189=51-59 and V30193=0); no transfer income (V30208=0)

**V30211 'MO S/C FAM FORMED 76' TL0C= 444- 445 MD=99**

Month Splitoff Moved Out of Main Family Unit

Refer to Section I, Part 5 of this volume for details of this variable's generation.

51	0.2	01.	January
42	0.2	02.	February
34	0.1	03.	March
46	0.1	04.	April
43	0.2	05.	May
73	0.3	06.	June
24	0.1	07.	July
40	0.2	08.	August
39	0.2	09.	September
41	0.1	10.	October
37	0.1	11.	November
23	0.1	12.	December
46	0.3	98.	Moved out of an institution
86	0.2	99.	NA; DK
46,265	97.8	00.	Inap.: from Latino sample (V30001=7001-9043); born or moved in after the 1976 interview (V30188>0000 and V30189=00); main family nonresponse by 1976 or mover-out nonresponse by 1975 (V30188=0000); not a splitoff in 1976 (V30193≠1 or V30193=1 and V30194≠00)

**V30212 'YR S/O FAM FORMED 76' TL0C= 446- 447 MD=99**

Year Splitoff Moved Out of Main Family Unit

The last two digits of the year the move occurred are coded here. For example, a value of 76 indicates a move during the year 1976. Refer to Section I, Part 5 of this volume for details of this variable's generation.

98. Moved out of an institution  
 99. NA year  
 00. Inap.: from Latino sample (V30001=7001-9043); born or moved in after the 1976 interview (V30188>0000 and V30189=00); main family nonresponse by 1976 or mover-out nonresponse by 1975 (V30188=0000); not a splitoff in 1976 (V30193≠1 or V30193=1 and V30194≠00)

**V30213 'MAIN FAM ID FOR S/O 76' TL0C= 448- 451**

1976 ID Number of the Main Family from which this Individual's Splitoff Family Was Formed

Actual 1976 ID Numbers (0001-5862) were coded for individuals who moved out of main families or institutions to form splitoff families.

9997. This splitoff individual did not move out of a main family or institution, e.g., nonsample Heads, Wives or others who appeared for the first time in the 1976 splitoff family; children newly born in, etc.  
 0000. Inap.: from Latino sample (V30001=7001-9043); born or moved in after the 1976 interview (V30188>0000 and V30189=00); main family nonresponse by 1976 or mover-out nonresponse by 1975 (V30188=0000); not a splitoff in 1976 (V30193≠1 or V30193=1 and V30194≠00)

**V30214 'TYPE OF IND RECORD 76' TL0C= 452- 453 MD=99**

Type of Individual Data Record in 1976

All individuals who became main family nonresponse in 1976 have 1976 ID numbers equal to 0000 and zero data values for 1976, but have nonzero data values for their 1975 records. Mover-out nonresponse individuals for 1976 have nonzero data for 1976 just as response individuals do; however, the movers-out have 1976 sequence numbers in the range 51-89. Codes 01-04 below apply to main family nonresponse individuals only; codes 06-08 are reserved for mover-out nonresponse.

245	01.	This sample member was 18 years old or older at the time of main family nonresponse and had been in the FU in 1975.
125	02.	This sample member was less than 18 at the time of main family nonresponse and had been in the FU in 1975.
51	03.	This nonsample individual had been in the 1975 FU, and this FU became nonresponse in 1976.
6	04.	This sample member had been in an institution in 1975 but his or her main family became nonresponse in 1976.
291	05.	This sample member, although connected with a 1976 response family, was in an institution at the time of the 1976 interview.
122	06.	This sample individual was 18 years old or older and moved out or died between the 1975 and 1976 interviews.
71	07.	This sample member was less than 18 and moved out or died between the 1975 and 1976 interviews.
268	08.	This nonsample individual moved out or died between the 1975 and 1976 interviews.
21,486	09.	This individual had not been born or moved in by the time of the 1976 interview; individual from Latino sample (V30001=7001-9043)
6,209	10.	This individual had become nonresponse by the time of the 1975 interview.
	99.	NA; DK
18,016	00.	Inap.: in a panel family in 1976 (V30189=01-20).
V30215	'WHY NONRESPONSE	76' TLOC= 454- 455 MD=99

Reason for NonFU Membership in 1976

Individuals ineligible for the interview consist of those who were too young (under 18 years old) or who are not sample members.

235	01.	Refusal by all eligible/available FU members.
5	02.	No-one at home for contact during the interviewing period.
2	03.	Respondent absent; some FU member contacted, but not the appropriate respondent.
153	04.	Lost; unable to locate any member of the FU at all.
	05.	FU is located too far away for interviewer contact.
107	11.	This individual was in the armed forces.
130	12.	This individual was in an educational institution.
11	13.	This individual was in a health care facility
21	14.	This individual was in jail or prison
28	19.	This individual was in some other type of institution, for example, a religious order. Cases in which the type of institution is unknown are included here, also.
	21.	This individual was not eligible for the interview and the Head or the Wife, whichever is the sample member, became main family nonresponse because he/she was institutionalized by joining the armed forces.
	22.	This individual was not eligible for the interview and became main family nonresponse because the Head or Wife, whichever is sample, became institutionalized by entering an educational institution.
	23.	This individual was not eligible for the interview and became main family nonresponse because the Head or Wife, whichever is the sample member, became institutionalized by entering a health care facility.
	24.	This individual was not eligible for the interview and became main family nonresponse because the Head or Wife, whichever is the sample member, became institutionalized through imprisonment.
5	29.	This individual was not eligible for the interview and became main family nonresponse because the Head or Wife, whichever is sample, became institutionalized by some means other than the above; for example, he/she may have

494 - 1976 INDIVIDUAL DATA

- entered a religious order. Cases in which the type of institution is unknown are included here, also.
- 19 31. This individual was unable to cooperate through disability.
  - 8 32. This individual was not eligible for the interview and the Head or Wife, whichever is sample, was unable to cooperate through disability.
  - 101 41. This individual died between the 1975 and 1976 interviews.
  - 7 42. This individual was not eligible for the interview and became main family nonresponse because the Head or Wife, whichever is sample, died.
  - 51. This individual, although followed for interview, was discovered to be nonsample: office error.
  - 19 52. This individual should have been followed but was not: office error.
  - 6 53. This individual was mistakenly included in two or more response families at once; this record is the duplicate, or erroneous, one.
  - 54. Listing error: this individual never existed or was not really living in the FU.
  - 59. Other office error
  - 91. This sample individual moved out of the 1976 main family and was eligible for interviewing but the reason for nonresponse is NA.
  - 318 92. Individual moved out of the 1976 main family and was not eligible for interviewing because he/she was either nonsample or too young.
  - 4 93. The Head or Wife of this FU, whichever is sample, united with another FU; this individual was not eligible for the interview and therefore became nonresponse.
  - 21,486 97. This individual had not been born or moved in by the time of the 1976 interview (V30188>0000 and V30189=00); individual from Latino sample (V30001=7001-9043)
  - 6,209 98. This individual became main family or mover-out nonresponse by 1975 (V30160=0000 and V30188=0000 or V30160>0000 and V30161=71-89 and V30188=0000)
  - 99. NA; DK
  - 18,016 00. Inap.: in a panel family in 1976 (V30189=01-20)

V30216 'INDIVIDUAL WEIGHT 76' TLOC= 456- 458

1974 Individual Weight, Updated for 1976

This variable is nonzero only for sample members associated with a 1976 panel family. Sample members born into the family in 1976 receive either the average of the Head's and spouse's weights or, in the event of a single Head, the child receives the Head's weight. Those sample members returning to a panel family after becoming nonresponse receive the same weight that they had in the last year that they had nonzero data. Refer to Section I, Part 5 for details on the weights themselves.

OSIRIS USERS: Note that this variable is defined in the dictionary as having one decimal place.

- 00. From Latino sample (V30001=7001-9043); born or moved in after the 1976 interview (V30188>0000 and V30189=00); main family nonresponse by 1976 or mover-out nonresponse by 1975 (V30188=0000); nonsample individual (V30002=170-228)

**1977 INDIVIDUAL VARIABLES:** Distributions are calculated for all cases using the 1977 weight (V30245) for the percents.

V30217 '1977 INTERVIEW NUMBER 77' TLOC= 459- 462

1977 Interview Number (1977 ID Number)

The values for this variable in the range 0001-6007 represent the 1977 ID number of the interview in which this individual was included in 1977. Individuals moving in or born subsequent to the 1977 interview received the 1977 ID number of the family to which they moved.

0000. Main family nonresponse by 1977 or mover-out nonresponse by 1976; from Latino sample (V30001=7001-9043)

**V30218 'SEQUENCE NUMBER 77' TL0C= 463- 464**

1977 Sequence Number

This sequence number variable provides a means of identifying an individual's status with regard to the FU at the time of the 1977 interview.

18,215	97.0	01-20.	Individuals in FU at the time of the 1977 interview
309	2.0	51-59.	Individuals in institutions at the time of the 1977 interview
408	0.5	71-80.	Individuals who moved out of the FU or out of institutions between the 1976 and 1977 interviews but who were not included in another responding FU for 1977. All such individuals were nonresponse.
67	0.4	81-89.	Individuals who were living in 1976 but who died by the time of the 1977 interview
27,891		00.	Born or moved in after the 1977 interview; from Latino sample (V30001=7001-9043); main family nonresponse by 1977 or mover-out nonresponse by 1976 (V30217=0000)

**V30219 'RELATIONSHIP TO HEAD 77' TL0C= 465- 466**

1977 Relationship to Head

6,104	37.9	01.	Head in 1977; 1976 Head who was mover-out nonresponse by the time of the 1977 interview
3,606	22.4	02.	Wife in 1977; 1976 Wife who was mover-out nonresponse by the time of the 1977 interview
8,139	37.5	03.	Son or daughter; includes stepchildren and adopted children
109	0.4	04.	Brother or sister of Head
85	0.4	05.	Father or mother of Head
514	0.8	06.	Grandchild or great-grandchild
240	0.4	07.	Other relative; includes in-laws
187	0.2	08.	Nonrelative
15	0.1	09.	Husband of Head (i.e., wife was Head of FU)
27,891		00.	From Latino sample (V30001=7001-9043); born or moved in after the 1977 interview (V30217>0000 and V30218=00); main family nonresponse by 1977 or mover-out nonresponse by 1976 (V30217=0000)

**V30220 'AGE OF INDIVIDUAL 77' TL0C= 467- 468 MD=99**

Age at the Time of the 1977 Interview

The values for this variable in the range 02-97 represent the actual age of the individual in years.

01.	Newborn up to second birthday
98.	98 years old or more
99.	NA
00.	From Latino sample (V30001=7001-9043); born or moved in after the 1977 interview (V30217>0000 and V30218=00); main family nonresponse by 1977 or mover-out nonresponse by 1976 (V30217=0000)

**V30221 'MARR PAIRS INDICATOR 77' TL0C= 469**

1977 Married Pairs Indicator

This variable links pairs of individuals who were married or permanently cohabiting at the time of the 1977 interview. The spouses in the first such pair within a family unit each receive a code value of 1 here; the second, a value of 2, etc. Usually, the first married pair consists of Head and Wife/"Wife" or Head and Husband of Head.

496 - 1977 INDIVIDUAL DATA

0. Inap.: not married; spouse not in FU in 1977; from Latino sample (V30001=7001-9043); born or moved in after the 1977 interview (V30217>0000 and V30218=00); main family nonresponse by 1977 or mover-out nonresponse by 1976 (V30217=0000)

V30222 'WHETHER MOVED IN/OUT 77' TLOC= 470

1977 Moved In/Moved Out Indicator			
1,441	4.0	1.	Moved in or born between the 1976 and 1977 interviews; splitoff in 1977
74	0.0	2.	Appeared; did not move in between the 1976 and 1977 interviews, but not included in FU for 1976 (i.e., listing error)
371	0.5	5.	Moved out of FU or out of an institution between the 1976 and 1977 interviews and was not included in a 1977 panel FU
107	0.7	6.	Moved out of FU and into an institution between the 1976 and 1977 interviews
67	0.4	7.	Living in 1976 but died by the time of the 1977 interview
41	0.0	8.	Disappeared; moved out prior to the 1976 interview, but included in FU for 1976 (usually a listing error)
44,789	94.3	0.	Inap.: in main family in both 1976 and 1977; from Latino sample (V30001=7001-9043); in an institution in both 1976 and 1977 (V30189=51-59 and V30218=51-59); born or moved in after the 1977 interview (V30217>0000 and V30218=00); main family nonresponse by 1977 or mover-out nonresponse by 1976 (V30217=0000)

V30223 'MONTH MOVED IN/OUT 77' TLOC= 471- 472 MD=99

Month Moved In or Out			
126	0.3	01.	January
114	0.2	02.	February
121	0.2	03.	March
130	0.3	04.	April
99	0.2	05.	May
112	0.2	06.	June
109	0.2	07.	July
98	0.3	08.	August
150	0.6	09.	September
90	0.3	10.	October
111	0.3	11.	November
102	0.2	12.	December
137	0.2	99.	NA; DK
45,391	96.4	00.	Inap.: splitoff; from Latino sample (V30001=7001-9043); moved from institution to own FU between the 1976 and 1977 interviews and was not interviewed for 1977 (V30189=51-59 and V30218=71-80); in an institution in both 1976 and 1977 (V30218=51-59 and V30222=0); born or moved in after the 1977 interview (V30217>0000 and V30218=00); main family nonresponse by 1977 or mover-out nonresponse by 1976 (V30217=0000); stayed in main family (V30218=01-20 and V30222=0)

V30224 'YEAR MOVED IN/OUT 77' TLOC= 473- 474 MD=99

Year Moved In or Out

The last two digits of the year the move occurred are coded here. For example, a value of 77 indicates a move during the year 1977.

99. NA; DK
00. Inap.: from Latino sample (V30001=7001-9043); moved from institution to own FU between the 1976 and 1977 interviews and was not interviewed for 1977 (V30189=51-59 and V30218=71-80); in an institution in both 1976 and 1977 (V30218=51-59 and V30222=0); born or moved in after the 1977 interview (V30217>0000 and V30218=00); main family nonresponse by 1977 or mover-out nonresponse by 1976



(V30217=0000); stayed in main family (V30218=01-20 and V30222=0); splitoff (V30222=1 and V30223=00)

**V30225 'STOP SCHOOL? 77' TLOC= 475 MD=9**

A2. Did any of the children stop going to school in 1976 or 1977?

A3. Who was that?

307	1.4	1.	Yes, this person under 25 stopped going to school
18,644	98.4	5.	No, did not stop; Head or Wife in 1977 (V30218=01-20 and V30219=01 or 02); was age 25 or older (V30220=25-98)
48	0.1	9.	NA; DK
27,891		0.	From Latino sample (V30001=7001-9043); born or moved in after the 1977 interview (V30217>0000 and V30218=00); main family nonresponse by 1977 or mover-out nonresponse by 1976 (V30217=0000)

**V30226 'HIGHEST GRADE FINISH 77' TLOC= 476- 477 MD=99**

COMPLETED EDUCATION FOR 1977:

A4. What was the highest grade (he/she) finished?

The values for this variable (01-16) represent the actual grade of school completed, e.g., a value of 08 indicates that this individual completed the eighth grade and was no longer in school. A code value of 16 indicates that this individual is at least a college graduate. This variable contains values for 1977 Heads (from 1977 V5608) and Wives/"Wives" (from 1977 V5567), although information about completed education is not asked annually for them as it is for other family unit members. Recency of Heads' data can be ascertained by searching backward through the series of variables for whether the family has a new Head (1977 V5578 and 1976 V4658). Education information was obtained for all Heads in 1975. Recency of Wives/"Wives" data can be ascertained by searching backward through the series of variables for whether the family has a new Wife/"Wife" (1977 V5566 and 1976 V4694). Education information was obtained for all Wives/"Wives" in 1975 and was collected again in 1976 (V4755) if the Wives/"Wives" questionnaire was asked. Values of 17 from 1977 V5567 or V5608 were recoded to 16 here to ensure comparability of Heads and Wives/"Wives" with other family unit members.

99. NA; DK

00. Inap.: from Latino sample (V30001=7001-9043); born or moved in after the 1977 interview (V30217>0000 and V30218=00); main family nonresponse by 1977 or mover-out nonresponse by 1976 (V30217=0000); did not stop school or other individual age 25 or older (V30218#01-20, V30219#01 or 20 and V30225=5 or 9)

**V30227 'HRS HOUSEWORK/WK 77' TLOC= 478- 479 MD=99**

G32. About how much time does your (wife/friend) spend on this housework in an average week -- I mean time spent cooking, cleaning, and doing other work around the house?

G33. About how much time do you (HEAD) spend on housework in an average week? (I mean time spent cooking, cleaning, and doing other work around the house?)

G35. Does anyone else here in the household help with the housework?

G36. Who is that?

G37. About how much time does (he/she) spend on housework in an average week?

The values for this variable in the range 01-97 represent the actual housework hours done per week by this individual.

98. 98 hours per week or more

99. NA; DK

00. Inap.: none; from Latino sample (V30001=7001-9043); born or moved in after the 1977 interview (V30217>0000 and V30218=00); main family nonresponse by 1977 or mover-out nonresponse by 1976 (V30217=0000); in an institution at time of 1977 interview or mover-out nonresponse from 1977 (V30218=51-89)

## V30228 'NEEDS EXTRA CARE? 77' TL0C= 480 MD=9

H53. Do you have any physical or nervous condition that limits the type of work or the amount of work you can do?

H56. Is there anyone (else) in this family who requires a lot of extra care because of (his/her) condition?

H57. Who is that?

1,737	10.3	1.	This person requires extra care or is disabled
16,393	86.4	5.	This person does not require extra care or is not disabled
89	0.4	9.	NA; DK
28,671	3.0	0.	Inap.: from Latino sample (V30001=7001-9043); born or moved in after the 1977 interview (V30217>0000 and V30218=00); main family nonresponse by 1977 or mover-out nonresponse by 1976 (V30217=0000); in an institution at time of 1977 interview or mover-out nonresponse from 1977 (V30218=51-89)

## V30229 'RESPONDENT? 77' TL0C= 481 MD=9

L1. Who was respondent (relation to Head)?

5,988	38.3	1.	This individual was respondent
13,001	61.6	5.	This individual was <u>not</u> respondent; includes institutionalized individuals and mover-out nonresponse from 1977 (V30218=51-89)
10	0.1	9.	NA; DK
27,891		0.	From Latino sample (V30001=7001-9043); born or moved in after the 1977 interview (V30217>0000 and V30218=00); main family nonresponse by 1977 or mover-out nonresponse by 1976 (V30217=0000)

## V30230 'TAXABLE Y SOURCE 77' TL0C= 482

TYPE OF TAXABLE INCOME RECEIVED DURING 1976:

H29. Was that from wages, a pension, a business or what?

H37. What was that from?

6,946	37.1	1.	Labor income only
420	4.3	2.	Asset income only
1,608	14.1	3.	Both labor and asset income
37,916	44.4	0.	Inap.: no taxable income; from Latino sample (V30001=7001-9043); born or moved in after the 1977 interview (V30217>0000 and V30218=00); main family nonresponse by 1977 or mover-out nonresponse by 1976 (V30217=0000); in an institution in both 1976 and 1977 (V30218=51-59 and V30222=0)

## V30231 'TOTAL TAXABLE Y 77' TL0C= 483- 487

TOTAL 1976 TAXABLE MONEY INCOME OF THIS INDIVIDUAL:

H28. About how much did that amount to in 1976?

H38. How much was that last year?

The values for this variable in the range 00001-99998 indicate the amount of total taxable income received in whole dollars. All missing data were assigned. For Heads or Wives, the values here are labor income of each plus one-half of their combined asset income.

S9999. \$99,999 or more

00000. Inap.: from Latino sample (V30001=7001-9043); born or moved in after the 1977 interview (V30217>0000 and V30218=00); main family nonresponse by 1977 or mover-out nonresponse by 1976 (V30217=0000); in an institution in both 1976 and 1977 (V30218=51-59 and V30222=0); no taxable income (V30230=0)

## V30232 'ACC TAXABLE Y 77' TL0C= 488

Accuracy of 1976 Taxable Income for This Individual

130	0.7	1.	Minor assignment
274	1.3	2.	Major assignment

46,486 98.0 0. Inap.: no assignment; from Latino sample (V30001=7001-9043); born or moved in after the 1977 interview (V30217>0000 and V30218=00); main family nonresponse by 1977 or mover-out nonresponse by 1976 (V30217=0000); in an institution in both 1976 and 1977 (V30218=51-59 and V30222=0); no taxable income (V30230=0)

**V30233 'HRS WORKED LAST YR 77' TL0C= 489- 492**

WORK HOURS IN 1976:

- H31. Can you tell me about how many weeks (he/she) worked?
- H32. About how many hours a week was that?
- H33. (IF DON'T KNOW) Was it more than half time?

The values for this variable indicate the actual hours worked in 1976. All missing data were assigned.

0000. Inap.: from Latino sample (V30001=7001-9043); born or moved in after the 1977 interview (V30217>0000 and V30218=00); main family nonresponse by 1977 or mover-out nonresponse by 1976 (V30217=0000); in an institution in both 1976 and 1977 (V30218=51-59 and V30222=0); did not work (V30230=0 or 2)

**V30234 'ACC WORK HRS 77' TL0C= 493**

Accuracy of This Individual's Work Hours in 1976

386	2.2	1.	Minor assignment
258	1.5	2.	Major assignment

46,246 96.2 0. Inap.: no assignment; from Latino sample (V30001=7001-9043); born or moved in after the 1977 interview (V30217>0000 and V30218=00); main family nonresponse by 1977 or mover-out nonresponse by 1976 (V30217=0000); in an institution in both 1976 and 1977 (V30218=51-59 and V30222=0); did not work (V30230=0 or 2)

**V30235 'HRS UNEMP LAST YR 77' TL0C= 494- 497**

ANNUAL HOURS OF UNEMPLOYMENT IN 1976:

- H34. Did (he/she) miss any work in 1976 because of unemployment or a strike?
- H35. How much work did (he/she) miss?

The values for this variable in the range 0001-2080 indicate the actual weeks unemployed or on strike in 1976 multiplied by 40 to produce annual hours. All missing data were assigned.

0000. Inap.: not unemployed or on strike; from Latino sample (V30001=7001-9043); born or moved in after the 1977 interview (V30217>0000 and V30218=00); main family nonresponse by 1977 or mover-out nonresponse by 1976 (V30217=0000); in an institution in both 1976 and 1977 (V30218=51-59 and V30222=0)

**V30236 'ACC UNEMP HRS 77' TL0C= 498**

Accuracy of This Individual's Unemployment Hours in 1976

12	0.0	1.	Minor assignment
15	0.1	2.	Major assignment

46,863 99.9 0. Inap.: no assignment; from Latino sample (V30001=7001-9043); born or moved in after the 1977 interview (V30217>0000 and V30218=00); main family nonresponse by 1977 or mover-out nonresponse by 1976 (V30217=0000); in an institution in both 1976 and 1977 (V30218=51-59 and V30222=0); was not unemployed or on strike (V30235=0000)

**V30237 'TRANSFER Y SOURCE 77' TL0C= 499- 500**

TYPE OF TRANSFER INCOME RECEIVED DURING 1976:

- H29. Was that from wages, a pension, a business or what?
- H37. What was that from?

287 0.7 01. ADC, AFDC only

500 - 1977 INDIVIDUAL DATA

121	0.3	02.	Other welfare only
825	6.1	03.	Social Security only
214	1.6	04.	Other retirement pay, pensions, annuities only
523	3.0	05.	Unemployment only
81	0.5	06.	Workmen's compensation only
124	0.8	07.	Child support only
174	0.9	08.	Help from relatives only
114	0.4	09.	Supplemental Security Income only
184	0.9	10.	Other transfers only
1,002	6.6	15.	Any combination
43,241	78.2	00.	Inap.: no transfer income; from Latino sample (V30001=7001-9043); born or moved in after the 1977 interview (V30217>0000 and V30218=00); main family nonresponse by 1977 or mover-out nonresponse by 1976 (V30217=0000); in an institution in both 1976 and 1977 (V30218=51-59 and V30222=0)

**V30238 'TOTAL TRANSFER Y 77' TL0C= 501- 505**

TOTAL 1976 TRANSFER MONEY INCOME OF THIS INDIVIDUAL:

H28. About how much did that amount to in 1976?

H38. How much was that last year?

The values for this variable in the range 00001-99998 indicate the amount of total transfer income received in whole dollars. All missing data were assigned.

99999. \$99,999 or more

00000. Inap.: from Latino sample (V30001=7001-9043); born or moved in after the 1977 interview (V30217>0000 and V30218=00); main family nonresponse by 1977 or mover-out nonresponse by 1976 (V30217=0000); in an institution in both 1976 and 1977 (V30218=51-59 and V30222=0); no transfer income (V30237=00)

**V30239 'ACC TRANSFER Y 77' TL0C= 506**

Accuracy of 1976 Transfer Income for This Individual

68	0.4	1.	Minor assignment
79	0.2	2.	Major assignment
46,743	99.4	0.	Inap.: no assignment; from Latino sample (V30001=7001-9043); born or moved in after the 1977 interview (V30217>0000 and V30218=00); main family nonresponse by 1977 or mover-out nonresponse by 1976 (V30217=0000); in an institution in both 1976 and 1977 (V30218=51-59 and V30222=0); no transfer income (V30237=00)

**V30240 'MO S/O FAM FORMED 77' TL0C= 507- 508 MD=99**

Month Splitoff Moved Out of Main Family Unit

Refer to Section I, Part 5 of this volume for details of this variable's generation.

61	0.2	01.	January
37	0.1	02.	February
26	0.1	03.	March
38	0.1	04.	April
42	0.2	05.	May
55	0.2	06.	June
26	0.1	07.	July
36	0.2	08.	August
31	0.2	09.	September
36	0.1	10.	October
45	0.2	11.	November
31	0.1	12.	December
41	0.3	98.	Moved out of an institution
92	0.1	99.	NA; DK
46,293	97.9	00.	Inap.: from Latino sample (V30001=7001-9043); born or moved in after the 1977 interview (V30217>0000 and V30218=00); main family nonresponse by 1977 or mover-out

nonresponse by 1976 (V30217=0000); not a splitoff in 1977  
(V30222≠1 or V30222=1 and V30223≠00)

**V30241 'YR S/O FAM FORMED 77' TL0C= 509- 510 MD=99**

Year Splitoff Moved Out of Main Family Unit

The last two digits of the year the move occurred are coded here. For example, a value of 77 indicates a move during the year 1977. Refer to Section I, Part 5 of this volume for details of this variable's generation.

- 98. Moved out of an institution
- 99. NA year
- 00. Inap.: from Latino sample (V30001=7001-9043); born or moved in after the 1977 interview (V30217>0000 and V30218=00); main family nonresponse by 1977 or mover-out nonresponse by 1976 (V30217=0000); not a splitoff in 1977 (V30222≠1 or V30222=1 and V30223≠00)

**V30242 'MAIN FAM ID FOR S/O 77' TL0C= 511- 514**

1977 ID Number of the Main Family from which this Individual's Splitoff Family Was Formed

Actual 1977 ID Numbers (0001-6007) were coded for individuals who moved out of main families or institutions to form splitoff families.

- 9997. This splitoff individual did not move out of a main family or institution, e.g., nonsample Heads, Wives or others who appeared for the first time in the 1977 splitoff family; children newly born in, etc.
- 0000. Inap.: from Latino sample (V30001=7001-9043); born or moved in after the 1977 interview (V30217>0000 and V30218=00); main family nonresponse by 1977 or mover-out nonresponse by 1976 (V30217=0000); not a splitoff in 1977 (V30222≠1 or V30222=1 and V30223≠00)

**V30243 'TYPE OF IND RECORD 77' TL0C= 515- 516 MD=99**

Type of Individual Data Record in 1977

All individuals who became main family nonresponse in 1977 have 1977 ID numbers equal to 0000 and zero data values for 1977, but have nonzero data values for their 1976 records. Mover-out nonresponse individuals for 1977 have nonzero data for 1977 just as response individuals do; however, the movers-out have 1977 sequence numbers in the range 51-89. Codes 01-04 below apply to main family nonresponse individuals only; codes 06-08 are reserved for mover-out nonresponse.

- 201 01. This sample member was 18 years old or older at the time of main family nonresponse and had been in the FU in 1976.
- 108 02. This sample member was less than 18 at the time of main family nonresponse and had been in the FU in 1976.
- 65 03. This nonsample individual had been in the 1976 FU, and this FU became nonresponse in 1977.
- 9 04. This sample member had been in an institution in 1976 but his or her main family became nonresponse in 1977.
- 310 05. This sample member, although connected with a 1977 response family, was in an institution at the time of the 1977 interview.
- 109 06. This sample individual was 18 years old or older and moved out or died between the 1976 and 1977 interviews.
- 84 07. This sample member was less than 18 and moved out or died between the 1976 and 1977 interviews.
- 279 08. This nonsample individual moved out or died between the 1976 and 1977 interviews.
- 20,470 09. This individual had not been born or moved in by the time of the 1977 interview; individual from Latino sample (V30001=7001-9043)
- 7,037 10. This individual had become nonresponse by the time of the 1976 interview.
- 99. NA; DK

## 502 - 1977 INDIVIDUAL DATA

18,218 00. Inap.: in a panel family in 1977 (V30218=01-20).

V30244 'WHY NONRESPONSE 77' TLOC= 517- 518 MD=99

Reason for NonFU Membership in 1977

Individuals ineligible for the interview consist of those who were too young (under 18 years old) or who are not sample members.

208	01.	Refusal by all eligible/available FU members.
20	02.	No-one at home for contact during the interviewing period.
18	03.	Respondent absent; some FU member contacted, but not the appropriate respondent.
93	04.	Lost; unable to locate any member of the FU at all.
	05.	FU is located too far away for interviewer contact.
112	11.	This individual was in the armed forces.
145	12.	This individual was in an educational institution.
13	13.	This individual was in a health care facility
18	14.	This individual was in jail or prison
26	19.	This individual was in some other type of institution, for example, a religious order. Cases in which the type of institution is unknown are included here, also.
	21.	This individual was not eligible for the interview and the Head or the Wife, whichever is the sample member, became main family nonresponse because he/she was institutionalized by joining the armed forces.
	22.	This individual was not eligible for the interview and became main family nonresponse because the Head or Wife, whichever is sample, became institutionalized by entering an educational institution.
	23.	This individual was not eligible for the interview and became main family nonresponse because the Head or Wife, whichever is the sample member, became institutionalized by entering a health care facility.
	24.	This individual was not eligible for the interview and became main family nonresponse because the Head or Wife, whichever is the sample member, became institutionalized through imprisonment.
2	29.	This individual was not eligible for the interview and became main family nonresponse because the Head or Wife, whichever is sample, became institutionalized by some means other than the above; for example, he/she may have entered a religious order. Cases in which the type of institution is unknown are included here, also.
11	31.	This individual was unable to cooperate through disability.
1	32.	This individual was not eligible for the interview and the Head or Wife, whichever is sample, was unable to cooperate through disability.
103	41.	This individual died between the 1976 and 1977 interviews.
16	42.	This individual was not eligible for the interview and became main family nonresponse because the Head or Wife, whichever is sample, died.
4	51.	This individual, although followed for interview, was discovered to be nonsample: office error.
24	52.	This individual should have been followed but was not: office error.
8	53.	This individual was mistakenly included in two or more response families at once; this record is the duplicate, or erroneous, one.
	54.	Listing error: this individual never existed or was not really living in the FU.
2	59.	Other office error
	91.	This sample individual moved out of the 1977 main family and was eligible for interviewing but the reason for nonresponse is NA.
338	92.	Individual moved out of the 1977 main family and was not eligible for interviewing because he/she was either nonsample or too young.
2	93.	The Head or Wife of this FU, whichever is sample, united with another FU; this individual was not eligible for the interview and therefore became nonresponse.

20,470	97.	This individual had not been born or moved in by the time of the 1977 interview (V30218>0000 and V30219=00); individual from Latino sample (V30001=7001-9043)
7,037	98.	This individual became main family or mover-out nonresponse by 1976 (V30188=0000 and V30217=0000 or V30188>0000 and V30189=71-89 and V30217=0000)
1	99.	NA; DK
18,218	00.	Inap.: in a panel family in 1977 (V30218=01-20)
<b>V30245</b>	<b>'INDIVIDUAL WEIGHT</b>	<b>77' TLOC= 519- 521</b>

1974 Individual Weight, Updated for 1977

This variable is nonzero only for sample members associated with a 1977 panel family. Sample members born into the family in 1977 receive either the average of the Head's and spouse's weights or, in the event of a single Head, the child receives the Head's weight. Those sample members returning to a panel family after becoming nonresponse receive the same weight that they had in the last year that they had nonzero data. Refer to Section I, Part 5 for details on the weights themselves.

OSIRIS USERS: Note that this variable is defined in the dictionary as having one decimal place.

00. From Latino sample (V30001=7001-9043); born or moved in after the 1977 interview (V30217>0000 and V30218=00); main family nonresponse by 1977 or mover-out nonresponse by 1976 (V30217=0000); nonsample individual (V30002=170-228)

**1978 INDIVIDUAL VARIABLES:** Distributions are calculated for all cases using the 1978 weight (V30282) for the percents.

<b>V30246</b>	<b>'1978 INTERVIEW NUMBER 78'</b>	<b>TLOC= 522- 525</b>
---------------	-----------------------------------	-----------------------

1978 Interview Number (1978 ID Number)

The values for this variable in the range 0001-6154 represent the 1978 ID number of the interview in which this individual was included in 1978. Individuals moving in or born subsequent to the 1978 interview received the 1978 ID number of the family to which they moved.

0000. Main family nonresponse by 1978 or mover-out nonresponse by 1977; from Latino sample (V30001=7001-9043)

<b>V30247</b>	<b>'SEQUENCE NUMBER</b>	<b>78' TLOC= 526- 527</b>
---------------	-------------------------	---------------------------

1978 Sequence Number

This sequence number variable provides a means of identifying an individual's status with regard to the FU at the time of the 1978 interview.

18,403	97.2	01-20.	Individuals in FU at the time of the 1978 interview
320	2.1	51-59.	Individuals in institutions at the time of the 1978 interview
370	0.4	71-80.	Individuals who moved out of the FU or out of institutions between the 1977 and 1978 interviews but who were not included in another responding FU for 1978. All such individuals were nonresponse.
47	0.3	81-89.	Individuals who were living in 1977 but who died by the time of the 1978 interview
27,750		00.	Born or moved in after the 1978 interview; from Latino sample (V30001=7001-9043); main family nonresponse by 1978 or mover-out nonresponse by 1977 (V30246=0000)

<b>V30248</b>	<b>'RELATIONSHIP TO HEAD</b>	<b>78' TLOC= 528- 529</b>
---------------	------------------------------	---------------------------

1978 Relationship to Head

6,229	38.2	01.	Head in 1978; 1977 Head who was mover-out nonresponse by the time of the 1978 interview
-------	------	-----	---

504 - 1978 INDIVIDUAL DATA

3,689	22.6	02.	Wife in 1978; 1977 Wife who was mover-out nonresponse by the time of the 1978 interview
8,069	37.2	03.	Son or daughter; includes stepchildren and adopted children
113	0.4	04.	Brother or sister of Head
85	0.3	05.	Father or mother of Head
497	0.8	06.	Grandchild or great-grandchild
255	0.3	07.	Other relative; includes in-laws
186	0.2	08.	Nonrelative
17	0.1	09.	Husband of Head (i.e., wife was Head of FU)
27,750		00.	From Latino sample (V30001=7001-9043); born or moved in after the 1978 interview (V30246>0000 and V30247=00); main family nonresponse by 1978 or mover-out nonresponse by 1977 (V30246=0000)

**V30249 'AGE OF INDIVIDUAL 78' TLOC= 530- 531 MD=99**

Age at the Time of the 1978 Interview

The values for this variable in the range 02-97 represent the actual age of the individual in years.

- 01. Newborn up to second birthday
- 98. 98 years old or more
- 99. NA; DK
- 00. From Latino sample (V30001=7001-9043); born or moved in after the 1978 interview (V30246>0000 and V30247=00); main family nonresponse by 1978 or mover-out nonresponse by 1977 (V30246=0000)

**V30250 'MARR PAIRS INDICATOR 78' TLOC= 532**

1978 Married Pairs Indicator

This variable links pairs of individuals, who were married or permanently cohabiting at the time of the 1978 interview. The spouses in the first such pair within a family unit each receive a code value of 1 here; the second, a value of 2, etc. Usually, the first married pair consists of Head and Wife/"Wife" or Head and Husband of Head.

- 0. Inap.: not married; spouse was not in FU at the time of the 1978 interview; from Latino sample (V30001=7001-9043); born or moved in after the 1978 interview (V30246>0000 and V30247=00); main family nonresponse by 1978 or mover-out nonresponse by 1977 (V30246=0000)

**V30251 'WHETHER MOVED IN/OUT 78' TLOC= 533**

1978 Moved In/Moved Out Indicator

1,425	4.1	1.	Moved in or born between the 1977 and 1978 interviews; splitoff in 1978
7	0.0	2.	Appeared; did not move in between the 1977 and 1978 interviews, but not included in FU for 1977 (i.e., listing error)
341	0.3	5.	Moved out of FU or institution between the 1977 and 1978 interviews and was not included in a 1978 panel FU
107	0.7	6.	Moved out of FU and into an institution between the 1977 and 1978 interviews
47	0.3	7.	Living in 1977 but died by the time of the 1978 interview
31	0.0	8.	Disappeared; moved out prior to the 1977 interview, but included in FU for 1977 (usually a listing error)
44,932	94.5	0.	Inap.: in main family in both 1977 and 1978; from Latino sample (V30001=7001-9043); in an institution in both 1977 and 1978 (V30218=51-59 and V30247=51-59); born or moved in after the 1978 interview (V30246>0000 and V30247=00); main family nonresponse by 1978 or mover-out nonresponse by 1977 (V30246=0000)

**V30252 'MONTH MOVED IN/OUT 78' TLOC= 534- 535 MD=99**

Month Moved In or Out



116	0.3	01.	January
86	0.2	02.	February
79	0.2	03.	March
85	0.1	04.	April
101	0.3	05.	May
123	0.3	06.	June
119	0.2	07.	July
132	0.4	08.	August
145	0.6	09.	September
115	0.2	10.	October
91	0.1	11.	November
111	0.3	12.	December
66	0.2	99.	NA; DK
45,521	96.7	00.	Inap.: splitoff; from Latino sample (V30001=7001-9043); moved from institution to own FU between the 1977 and 1978 interviews and was not interviewed for 1978 (V30218=51-59 and V30247=71-80); in an institution in both 1977 and 1978 (V30247=51-59 and V30251=0); born or moved in after the 1978 interview (V30246>0000 and V30247=00); main family nonresponse by 1978 or mover-out nonresponse by 1977 (V30246=0000); stayed in main family (V30247=01-29 and V30251=0)

**V30253 'YEAR MOVED IN/OUT 78' TL0C= 536- 537 MD=99**

Year Moved In or Out

The last two digits of the year the move occurred are coded here. For example, a value of 78 indicates a move during the year 1978.

99. NA; DK

00. Inap.: from Latino sample (V30001=7001-9043); moved from institution to own FU between the 1977 and 1978 interviews and was not interviewed for 1978 (V30218=51-59 and V30247=71-80); in an institution in both 1977 and 1978 (V30247=51-59 and V30251=0); born or moved in after the 1978 interview (V30246>0000 and V30247=00); main family nonresponse by 1978 or mover-out nonresponse by 1977 (V30246=0000); stayed in main family (V30247=01-29 and V30251=0); splitoff (V30251=1 and V30252=00)

**V30254 'STOP SCHOOL? 78' TL0C= 538 MD=9**

A2. Did anyone in this household stop going to school in 1977 or 1978?

A3. Who was that?

308	1.4	1.	Yes, this person under 25 stopped going to school
18,781	98.5	5.	No, did not stop; Head or Wife in 1978 (V30247=01-20 and V30248=01 or 02); was age 25 or older (V30249=25-98)
55	0.1	9.	NA; DK
27,746		0.	Inap.: from Latino sample (V30001=7001-9043); born or moved in after the 1978 interview (V30246>0000 and V30247=00); main family nonresponse by 1978 or mover-out nonresponse by 1977 (V30247=00)

**V30255 'HIGHEST GRADE FINISH 78' TL0C= 539- 540 MD=99**

COMPLETED EDUCATION FOR 1978:

A4. What was the highest grade (he/she) finished?

The values for this variable (01-16) represent the actual grade of school completed, e.g., a value of 08 indicates that this individual completed the eighth grade and was no longer in school. A code value of 16 indicates that this individual is at least a college graduate. This variable contains values for 1978 Heads (from 1978 V6157) and Wives/"Wives" (from 1978 V6116), although information about completed education is not asked annually for them as it is for other family unit members. Recency of Heads' data can be ascertained by searching backward through the series of variables for whether the family has a new Head (1978 V6127, 1977 V5578, and 1976 V4658). Education information was obtained for all Heads in 1975. Recency of Wives/"Wives" data can be ascertained by searching backward through the series of

506 - 1978 INDIVIDUAL DATA

variables for whether the family has a new Wife/"Wife" (1978 V6115, 1977 V5566, and 1976 V4694). Education information was obtained for all Wives/"Wives" in 1975 and was collected again in 1976 (V4755) if the Wives/"Wives/" questionnaire was asked. Values of 17 from 1978 V6157 or V6166 were recoded to 16 here to ensure comparability of Heads and Wives/"Wives" with other family unit members.

- 99. NA; DK
- 00. Inap.: from Latino sample (V30001=7001-9043); born or moved in after the 1978 interview (V30246>0000 and V30247=00); main family nonresponse by 1978 or mover-out nonresponse by 1977 (V30246=0000); did not stop school or other individual was age 25 or older (V30247#01-20, V30248#01 or 02 and V30254=5 or 9)

**V30256 'HRS HOUSEWORK/WK 78' TL0C= 541- 542 MD=99**

- G39. About how much time does your (wife/friend) spend on housework in an average week -- I mean time spent cooking, cleaning, and doing other work around the house?
- G40. About how much time do you (HEAD) spend on housework in an average week? (I mean time spent cooking, cleaning, and doing other work around the house?)
- G42. Does anyone else here in the household help with the housework?
- G43. Who is that?
- G44. About how much time does (he/she) spend on housework in the average week?

The values for this variable in the range 01-97 represent the actual housework hours done per week by this individual.

- 98. 98 hours per week or more
- 99. NA; DK
- 00. Inap.: none; from Latino sample (V30001=7001-9043); born or moved in after the 1978 interview (V30246>0000 and V30247=00); main family nonresponse by 1978 or mover-out nonresponse by 1977 (V30246=0000); in an institution at time of 1978 interview or mover-out nonresponse from 1978 (V30247=51-89)

**V30257 'LOOKING FOR WORK? 78' TL0C= 543 MD=9**

- F22. Are you thinking of getting (a/another) job in the future?
- H53. Is anyone in the family looking for work?
- H54. Who is that?

970	3.6	1.	Yes, this individual was looking for work; Head is included here if unemployed at D1 or if retired, permanently disabled, housewife, student, or other at D1 and answered "Yes" to F22
18,141	96.3	5.	No, this individual was not looking for work; Head is included here if employed at D1 or retired, permanently disabled, housewife, student, or other at D1 and answered "No" to F22; institutionalized or mover-out nonresponse from 1978 (V30247=51-89)
32	0.1	9.	NA; DK
27,747	0.0	0.	From Latino sample (V30001=7001-9043); born or moved in after the 1978 interview (V30246>0000 and V30247=00); main family nonresponse by 1978 or mover-out nonresponse by 1977 (V30246=0000)

**V30258 'LOOKING LAST 4 WKS? 78' TL0C= 544 MD=9**

- E4/F26. Have you been doing anything in the last four weeks to find a job?
- H55. Has (he/she) been doing anything in the last four weeks to find a job?

709	2.5	1.	Yes
245	1.0	5.	No
10	0.0	9.	NA; DK

45,926 96.5 0. From Latino sample (V30001=7001-9043); born or moved in after the 1978 interview (V30246>0000 and V30247=00); main family nonresponse by 1978 or mover-out nonresponse by 1977 (V30246=0000) in an institution at time of 1978 interview or mover-out nonresponse from 1978 (V30247=51-89); not looking for work or Head who was employed at D1 or who answered "No" to F22 (V30257=5)

**V30259 'WHETHER HEALTH LIMIT 78' TLOC= 545 MD=9**

H65. Do you (HEAD) have any physical or nervous condition that limits the type of work or the amount of work you can do?  
 H73. Is there anyone (else) 18 or older in this family who has any physical or nervous condition that limits the type of work or the amount of work they can do?  
 H74. Who is that?  
 H82. Is there anyone under 18 in this family who has any physical or nervous condition that limits their activity or schooling?  
 H83. Who is that?

---

1,971	11.6	1.	This person has a physical or nervous condition
16,332	85.2	5.	This person does <u>not</u> have a physical or nervous condition
121	0.5	9.	NA; DK

28,466 2.8 0. Inap.: from Latino sample (V30001=7001-9043); born or moved in after the 1978 interview (V30246>0000 and V30247=00); main family nonresponse by 1978 or mover-out nonresponse by 1977 (V30246=0000); in an institution at time of 1978 interview or mover-out nonresponse from 1978 (V30247=51-89)

**V30260 'HOW MUCH LIMIT? 78' TLOC= 546 MD=9**

H66. Does it limit your work a lot, somewhat, or just a little?  
 H75. Does it limit their work a lot, somewhat, or just a little?  
 H84. Does it limit their work a lot, somewhat, or just a little?

---

1,038	6.0	1.	A lot
449	2.8	3.	Somewhat
452	2.5	5.	Just a little
39	0.2	9.	NA; DK

44,912 88.4 0. Inap.: from Latino sample (V30001=7001-9043); born or moved in after the 1978 interview (V30246>0000 and V30247=00); main family nonresponse by 1978 or mover-out nonresponse by 1977 (V30246=0000); in an institution at time of 1978 interview or mover-out nonresponse from 1978 (V30247=51-89); no physical or nervous condition (V30259=5 or 9)

**V30261 '# YEARS WITH CONDITN 78' TLOC= 547- 548 MD=99**

H67. How long have you had this condition?  
 H75a. How long has (he/she) had this condition?  
 H84a. How long has (he/she) had this condition?

---

The values for this variable in the range 02-97 represent the actual number of years the individual has had the physical or nervous condition.

- 01. One year or less
- 98. Ninety-eight years or more
- 99. NA; DK
- 00. Inap.: from Latino sample (V30001=7001-9043); born or moved in after the 1978 interview (V30246>0000 and V30247=00); main family nonresponse by 1978 or mover-out nonresponse by 1977 (V30246=0000); in an institution at time of 1978 interview or mover-out nonresponse from 1978 (V30247=51-89); no physical or nervous condition (V30259=5 or 9)

**V30262 'CONDITN BETTER OR 78' TLOC= 549 MD=9**

H68. Do you expect it to get better, worse, or stay about the same?  
 H76. Do you expect it to get better, worse, or stay about the same?  
 H85. Do you expect it to get better, worse, or stay about the same?

---

508 - 1978 INDIVIDUAL DATA

445	2.2	1.	Better
1,051	6.5	3.	Same
412	2.6	5.	Worse
69	0.4	9.	NA; DK
44,913	88.4	0.	Inap.: from Latino sample (V30001=7001-9043); born or moved in after the 1978 interview (V30246>0000 and V30247=00); main family nonresponse by 1978 or mover-out nonresponse by 1977 (V30246=0000); in an institution at time of 1978 interview or mover-out nonresponse from 1978 (V30247=51-89); no physical or nervous condition (V30259=5 or 9)

**V30263 'NEED EXTRA CARE? 78' TL0C= 550 MD=9**

- H69. Do you require a lot of extra care by someone?  
H77. Does that person require a lot of extra care by someone?  
H86. Does that person require a lot of extra care by someone?

357	1.9	1.	Yes
1,603	9.5	5.	No
13	0.1	9.	NA
44,917	88.5	0.	Inap.: from Latino sample (V30001=7001-9043); born or moved in after the 1978 interview (V30246>0000 and V30247=00); main family nonresponse by 1978 or mover-out nonresponse by 1977 (V30246=0000); in an institution at time of 1978 interview or mover-out nonresponse from 1978 (V30247=51-89); no physical or nervous condition (V30259=5 or 9)

**V30264 'MEAN EXTRA COSTS? 78' TL0C= 551 MD=9**

- H70. Does that mean extra costs for the family?  
H78. Does that mean extra costs for the family?  
H87. Does that mean extra costs for the family?

197	1.1	1.	Yes
156	0.8	5.	No
9	0.0	9.	NA; DK
46,528	98.0	0.	Inap.: from Latino sample (V30001=7001-9043); born or moved in after the 1978 interview (V30246>0000 and V30247=00); main family nonresponse by 1978 or mover-out nonresponse by 1977 (V30246=0000); in an institution at time of 1978 interview or mover-out nonresponse from 1978 (V30247=51-89); no physical or nervous condition (V30259=5 or 9); does not require a lot of extra care (V30263=5 or 9)

**V30265 'ARE COSTS SMALL OR 78' TL0C= 552 MD=9**

- H71. Are those costs small, moderate, or quite large?  
H79. Are those costs small, moderate, or quite large?  
H88. Are those costs small, moderate, or quite large?

33	0.2	1.	Small
76	0.4	3.	Moderate
84	0.5	5.	Large
12	0.1	9.	NA; DK
46,685	98.9	0.	Inap.: from Latino sample (V30001=7001-9043); born or moved in after the 1978 interview (V30246>0000 and V30247=00); main family nonresponse by 1978 or mover-out nonresponse by 1977 (V30246=0000); in an institution at time of 1978 interview or mover-out nonresponse from 1978 (V30247=51-89); no physical or nervous condition (V30259=5 or 9); does not require a lot of extra care (V30263=5 or 9); no extra costs for the family (V30264=5 or 9)

**V30266 'RESPONDENT? 78' TL0C= 553 MD=9**

- L1. Who was respondent (relation to Head)?

6,126	38.8	1.	This individual was respondent
13,008	61.2	5.	This individual was <u>not</u> respondent; includes institutionalized individuals and mover-out nonresponse from 1978 (V30247=51-89)

10 0.0 9. NA; DK  
 27,746 0. From Latino sample (V30001=7001-9043); born or moved in after the 1978 interview (V30246>0000 and V30247=00); main family nonresponse by 1978 or mover-out nonresponse by 1977 (V30246=0000)

**V30267 'TYPE TAXABLE INCOM 78' TL0C= 554**

TYPE OF TAXABLE INCOME RECEIVED DURING 1977:

H36. Was that from wages, a pension, a business, or what?

H44. What was that from?

7,200	36.9	1.	Labor income only
416	4.4	2.	Asset income only
1,708	14.9	3.	Both labor and asset income
37,566	43.7	0.	Inap.: no taxable income; from Latino sample (V30001=7001-9043); born or moved in after the 1978 interview (V30246>0000 and V30247=00); main family nonresponse by 1978 or mover-out nonresponse by 1977 (V30246=0000); in an institution in both 1977 and 1978 (V30247=51-59 and V30251=0)

**V30268 'TOTAL TAXABLE INCOM 78' TL0C= 555- 559**

TOTAL 1977 TAXABLE MONEY INCOME OF THIS INDIVIDUAL:

H35. About how much did that amount to in 1977?

H45. How much was that last year?

The values for this variable in the range 00001-99998 indicate the amount of total taxable income received in whole dollars. All missing data were assigned. For Heads or Wives, the values here are labor income of each plus one-half of their combined asset income.

99999. \$99,999 or more

00000. Inap.: from Latino sample (V30001=7001-9043); born or moved in after the 1978 interview (V30246>0000 and V30247=00); main family nonresponse by 1978 or mover-out nonresponse by 1977 (V30246=0000); in an institution in both 1977 and 1978 (V30247=51-59 and V30251=0); no taxable income (V30267=0)

**V30269 'ACC TOT TAXBL INC 78' TL0C= 560**

Accuracy of 1977 Taxable Income for This Individual

90	0.6	1.	Minor assignment
353	1.3	2.	Major assignment
46,447	98.1	0.	Inap.: no assignment; from Latino sample (V30001=7001-9043); born or moved in after the 1978 interview (V30246>0000 and V30247=00); main family nonresponse by 1978 or mover-out nonresponse by 1977 (V30246=0000); in an institution in both 1977 and 1978 (V30247=51-59 and V30251=0); no taxable income (V30267=0)

**V30270 'HOURS WORKED IN 77 78' TL0C= 561- 564**

WORK HOURS IN 1977:

H38. Can you tell me about how many weeks (he/she) worked?

H39. About how many hours a week was that?

H40. (IF DON'T KNOW) Was it more than half time?

The values for this variable indicate the actual hours worked in 1977. All missing data were assigned.

0000. Inap.: from Latino sample (V30001=7001-9043); born or moved in after the 1978 interview (V30246>0000 and V30247=00); main family nonresponse by 1978 or mover-out nonresponse by 1977 (V30246=0000); in an institution in both 1977 and 1978 (V30247=51-59 and V30251=0); did not work (V30267=0 or 2)

**V30271 'ACC TOT HRS WRKD 77 78' TL0C= 565**

## 510 - 1978 INDIVIDUAL DATA

Accuracy of This Individual's Work Hours in 1977

282	1.6	1.	Minor assignment
400	2.1	2.	Major assignment
46,208	96.3	0.	Inap.: no assignment; from Latino sample (V30001=7001-9043); born or moved in after the 1978 interview (V30246>0000 and V30247=00); main family nonresponse by 1978 or mover-out nonresponse by 1977 (V30246=0000); in an institution in both 1977 and 1978 (V30247=51-59 and V30251=0); did not work (V30267=0 or 2)

V30272 'TOT HRS UNEMPLD 77 78' TL0C= 566- 569

## ANNUAL HOURS OF UNEMPLOYMENT IN 1977:

H41. Did (he/she) miss any work in 1977 because of unemployment or a strike?  
 H42. How much work did (he/she) miss?

The values for this variable in the range 0001-2080 indicate the actual weeks unemployed or on strike in 1977 multiplied by 40 to produce annual hours. All missing data were assigned.

0000. Inap.: was not unemployed or on strike; from Latino sample (V30001=7001-9043); born or moved in after the 1978 interview (V30246>0000 and V30247=00); main family nonresponse by 1978 or mover-out nonresponse by 1977 (V30246=0000); in an institution in both 1977 and 1978 (V30247=51-59 and V30251=0)

V30273 'ACC TOT HRS UNEMP 77 78' TL0C= 570

Accuracy of This Individual's Unemployment Hours in 1977

13	0.1	1.	Minor assignment
17	0.0	2.	Major assignment
46,860	99.9	0.	Inap.: no assignment; from Latino sample (V30001=7001-9043); born or moved in after the 1978 interview (V30246>0000 and V30247=00); main family nonresponse by 1978 or mover-out nonresponse by 1977 (V30246=0000); in an institution in both 1977 and 1978 (V30247=51-59 and V30251=0); was not unemployed or on strike (V30272=0000)

V30274 'TYPE TRANSFR INCOM 78' TL0C= 571- 572

## TYPE OF TRANSFER INCOME RECEIVED DURING 1977:

H36. Was that from wages, a pension, a business, or what?  
 H44. What was that from?

261	0.7	01.	ADC, AFDC only
126	0.4	02.	Supplemental Security Income (SSI) only
122	0.3	03.	Other welfare only
835	6.3	04.	Social Security only
197	1.4	05.	Other retirement pay, pensions, or annuities only
419	2.4	06.	Unemployment compensation only
105	0.6	07.	Workmen's compensation only
140	0.9	08.	Child support only
162	0.9	09.	Help from relatives only
232	1.2	10.	Other transfers only
1,044	7.0	15.	More than one of the above; any combination
43,247	77.8	00.	Inap.: no transfer income; from Latino sample (V30001=7001-9043); born or moved in after the 1978 interview (V30246>0000 and V30247=00); main family nonresponse by 1978 or mover-out nonresponse by 1977 (V30246=0000); in an institution in both 1977 and 1978 (V30247=51-59 and V30251=0)

V30275 'TOTAL TRANSFR INCOM 78' TL0C= 573- 577

## TOTAL 1977 TRANSFER MONEY INCOME OF THIS INDIVIDUAL:

H35. About how much did that amount to in 1977?  
 H45. How much was that last year?

The values for this variable in the range 00001-99998 indicate the amount of total transfer income received in whole dollars. All missing data were assigned.

99999. \$99,999 or more  
 00000. Inap.: from Latino sample (V30001=7001-9043); born or moved in after the 1978 interview (V30246>0000 and V30247=00); main family nonresponse by 1978 or mover-out nonresponse by 1977 (V30246=0000); in an institution in both 1977 and 1978 (V30247=51-59 and V30251=0); no transfer income (V30274=00)

**V30276 'ACC TOT TRANF INCOME 78' TL0C= 578**

Accuracy of 1977 Transfer Income for This Individual

63	0.4	1.	Minor assignment
54	0.2	2.	Major assignment
46,773	99.4	0.	Inap.: no assignment; from Latino sample (V30001=7001-9043); born or moved in after the 1978 interview (V30246>0000 and V30247=00); main family nonresponse by 1978 or mover-out nonresponse by 1977 (V30246=0000); in an institution in both 1977 and 1978 (V30247=51-59 and V30251=0); no transfer income (V30274=00)

**V30277 'MO S/O FAM FORMED 78' TL0C= 579- 580 MD=99**

Month Splitoff Moved Out of Main Family Unit

Refer to Section I, Part 5 of this volume for details of this variable's generation.

31	0.2	01.	January
32	0.1	02.	February
42	0.2	03.	March
33	0.1	04.	April
42	0.1	05.	May
53	0.2	06.	June
45	0.2	07.	July
62	0.3	08.	August
37	0.1	09.	September
21	0.1	10.	October
27	0.1	11.	November
42	0.1	12.	December
41	0.3	98.	Moved out of an institution
73	0.1	99.	NA; DK
46,309	97.9	00.	Inap.: from Latino sample (V30001=7001-9043); born or moved in after the 1978 interview (V30246>0000 and V30247=00); main family nonresponse by 1978 or mover-out nonresponse by 1977 (V30246=0000); not a splitoff in 1978 (V30251#1 or V30251=1 and V30252#00)

**V30278 'YR S/O FAM FORMED 78' TL0C= 581- 582 MD=99**

Year Splitoff Moved Out of Main Family Unit

The last two digits of the year the move occurred are coded here. For example, a value of 78 indicates a move during the year 1978. Refer to Section I, Part 5 of this volume for details of this variable's generation.

98.	Moved out of an institution
99.	NA year
00.	Inap.: from Latino sample (V30001=7001-9043); born or moved in after the 1978 interview (V30246>0000 and V30247=00); main family nonresponse by 1978 or mover-out nonresponse by 1977 (V30246=0000); not a splitoff in 1978 (V30251#1 or V30251=1 and V30252#00)

**V30279 'MAIN FAM ID FOR S/O 78' TL0C= 583- 586**

1978 ID Number of the Main Family from which this Individual's Splitoff Family Was Formed

512 - 1978 INDIVIDUAL DATA

Actual 1978 ID Numbers (0001-6154) were coded for individuals who moved out of main families or institutions to form splitoff families.

- 9997. This splitoff individual did not move out of a main family or institution, e.g., nonsample Heads, Wives or others who appeared for the first time in the 1978 splitoff family; children newly born in, etc.
- 0000. Inap.: from Latino sample (V30001=7001-9043); born or moved in after the 1978 interview (V30246>0000 and V30247=00); main family nonresponse by 1978 or mover-out nonresponse by 1977 (V30246=0000); not a splitoff in 1978 (V30251≠1 or V30251=1 and V30252≠00)

V30280 'TYPE OF IND RECORD 78' TL0C= 587- 588 MD=99

Type of Individual Data Record in 1978

All individuals who became main family nonresponse in 1978 have 1978 ID numbers equal to 0000 and zero data values for 1978, but have nonzero data values for their 1977 records. Mover-out nonresponse individuals for 1978 have nonzero data for 1978 just as response individuals do; however, the movers-out have 1978 sequence numbers in the range 51-89. Codes 01-04 below apply to main family nonresponse individuals only; codes 06-08 are reserved for mover-out nonresponse.

- 191 01. This sample member was 18 years old or older at the time of main family nonresponse and had been in the FU in 1977.
- 97 02. This sample member was less than 18 at the time of main family nonresponse and had been in the FU in 1977.
- 59 03. This nonsample individual had been in the 1977 FU, and this FU became nonresponse in 1978.
- 6 04. This sample member had been in an institution in 1977 but his or her main family became nonresponse in 1978.
- 320 05. This sample member, although connected with a 1978 response family, was in an institution at the time of the 1978 interview.
- 72 06. This sample individual was 18 years old or older and moved out or died between the 1977 and 1978 interviews.
- 63 07. This sample member was less than 18 and moved out or died between the 1977 and 1978 interviews.
- 286 08. This nonsample individual moved out or died between the 1977 and 1978 interviews.
- 19,596 09. This individual had not been born or moved in by the time of the 1978 interview; individual from Latino sample (V30001=7001-9043)
- 7,797 10. This individual had become nonresponse by the time of the 1977 interview.
- 99. NA; DK
- 18,403 00. Inap.: in a panel family in 1978 (V30247=01-20).

V30281 'WHY NONRESPONSE 78' TL0C= 589- 590 MD=99

Reason for NonFU Membership in 1978

Individuals ineligible for the interview consist of those who were too young (under 18 years old) or who are not sample members.

- 188 01. Refusal by all eligible/available FU members.
- 10 02. No-one at home for contact during the interviewing period.
- 7 03. Respondent absent; some FU member contacted, but not the appropriate respondent.
- 116 04. Lost; unable to locate any member of the FU at all.
- 05. FU is located too far away for interviewer contact.
- 110 11. This individual was in the armed forces.
- 153 12. This individual was in an educational institution.
- 21 13. This individual was in a health care facility
- 16 14. This individual was in jail or prison
- 30 19. This individual was in some other type of institution, for example, a religious order. Cases in which the type of institution is unknown are included here, also.
- 21. This individual was not eligible for the interview and the Head or the Wife, whichever is the sample member, became



		main family nonresponse because he/she was institutionalized by joining the armed forces.
	22.	This individual was not eligible for the interview and became main family nonresponse because the Head or Wife, whichever is sample, became institutionalized by entering an educational institution.
	23.	This individual was not eligible for the interview and became main family nonresponse because the Head or Wife, whichever is the sample member, became institutionalized by entering a health care facility.
	24.	This individual was not eligible for the interview and became main family nonresponse because the Head or Wife, whichever is the sample member, became institutionalized through imprisonment.
1	29.	This individual was not eligible for the interview and became main family nonresponse because the Head or Wife, whichever is sample, became institutionalized by some means other than the above; for example, he/she may have entered a religious order. Cases in which the type of institution is unknown are included here, also.
15	31.	This individual was unable to cooperate through disability.
3	32.	This individual was not eligible for the interview and the Head or Wife, whichever is sample, was unable to cooperate through disability.
75	41.	This individual died between the 1977 and 1978 interviews.
2	42.	This individual was not eligible for the interview and became main family nonresponse because the Head or Wife, whichever is sample, died.
	51.	This individual, although followed for interview, was discovered to be nonsample: office error.
8	52.	This individual should have been followed but was not: office error.
1	53.	This individual was mistakenly included in two or more response families at once; this record is the duplicate, or erroneous, one.
	54.	Listing error: this individual never existed or was not really living in the FU.
2	59.	Other office error
	91.	This sample individual moved out of the 1978 main family and was eligible for interviewing but the reason for nonresponse is NA.
335	92.	Individual moved out of the 1978 main family and was not eligible for interviewing because he/she was either nonsample or too young.
	93.	The Head or Wife of this FU, whichever is sample, united with another FU; this individual was not eligible for the interview and therefore became nonresponse.
19,596	97.	This individual had not been born or moved in by the time of the 1978 interview (V30246>0000 and V30247=00); individual from Latino sample (V30001=7001-9043)
7,797	98.	This individual became main family or mover-out nonresponse by 1977 (V30217=0000 and V30246=0000 or V30217>0000 and V30218=71-89 and V30246=0000)
1	99.	NA; DK
18,403	00.	Inap.: in a panel family in 1978 (V30247=01-20)

V30282 'INDIVIDUAL WEIGHT 78' TLOC= 591- 593

1974 Individual Weight, Updated for 1978

This variable is nonzero only for sample members associated with a 1978 panel family. Sample members born into the family in 1978 receive either the average of the Head's and spouse's weights or, in the event of a single Head, the child receives the Head's weight. Those sample members returning to a panel family after becoming nonresponse receive the same weight that they had in the last year that they had nonzero data. Refer to Section I, Part 5 for details on the weights themselves.

OSIRIS USERS: Note that this variable is defined in the dictionary as having one decimal place.

00. From Latino sample (V30001=7001-9043); born or moved in after the 1978 interview (V30246>0000 and V30247=00); main family nonresponse by 1978 or mover-out nonresponse by 1977 (V30246=0000); nonsample individual (V30002=170-228)

**1979 INDIVIDUAL VARIABLES:** Distributions are calculated for all cases using the 1979 weight (V30312) for the percents.

**V30283 '1979 INTERVIEW NUMBER 79' TLOC= 594- 597**

1979 Interview Number (1979 ID Number)

The values for this variable in the range 0001-6373 represent the 1979 ID number of the interview in which this individual was included in 1979. Individuals moving in or born subsequent to the 1979 interview received the 1979 ID number of the family to which they moved.

0000. Main family nonresponse by 1979 or mover-out nonresponse by 1978; from Latino sample (V30001=7001-9043)

**V30284 'SEQUENCE NUMBER 79' TLOC= 598- 599**

1979 Sequence Number

This sequence number variable provides a means of identifying an individual's status with regard to the FU at the time of the 1979 interview.

18,597	97.0	01-20.	Individuals in the family at the time of the 1979 interview
317	2.0	51-59.	Individuals in institutions at the time of the 1979 interview
466	0.6	71-80.	Individuals who moved out of the FU or out of institutions between the 1978 and 1979 interviews but who were not included in another responding FU for 1979. All such individuals were nonresponse.
63	0.4	81-89.	Individuals who were living in 1978 but who died by the time of the 1978 interview
27,447		00.	Born or moved in after the 1979 interview; from Latino sample (V30001=7001-9043); main family nonresponse by 1979 or mover-out nonresponse by 1978 (V30283=0000)

**V30285 'RELATIONSHIP TO HEAD 79' TLOC= 600- 601**

1979 Relationship to Head

6,455	38.7	01.	Head in 1979; 1978 Head who was mover-out nonresponse by the time of the 1979 interview
3,821	22.7	02.	Wife in 1979; 1978 Wife who was mover-out nonresponse by the time of the 1979 interview
8,042	36.7	03.	Son or daughter; includes stepchildren and adopted children
97	0.4	04.	Brother or sister of Head
77	0.3	05.	Father or mother of Head
480	0.7	06.	Grandchild or great-grandchild
265	0.3	07.	Other relative, includes in-laws
190	0.2	08.	Nonrelative
16	0.1	09.	Husband of Head (i.e., wife was Head of FU)
27,447		00.	From Latino sample (V30001=7001-9043); born or moved in after the 1979 interview (V30283>0000 and V30284=00); main family nonresponse by 1979 or mover-out nonresponse by 1978 (V30283=0000)

**V30286 'AGE OF INDIVIDUAL 79' TLOC= 602- 603 MD=99**

Age at the Time of the 1979 Interview

The values for this variable in the range 02-97 represent the actual age of the individual in years.

- 01. Newborn up to second birthday
- 98. 98 years old or more
- 99. NA; DK
- 00. From Latino sample (V30001=7001-9043); born or moved in after the 1979 interview (V30283>0000 and V30284=00); main family nonresponse by 1979 or mover-out nonresponse by 1978 (V30283=0000)

**V30287 'MARR PAIRS INDICATOR 79' TL0C= 604**

1979 Married Pairs Indicator

This variable links pairs of individuals who were married or permanently cohabiting at the time of the 1979 interview. The spouses in the first such pair within a family unit each receive a code value of 1 here; the second, a value of 2, etc. Usually, the first married pair consists of Head and Wife/"Wife" or Head and Husband of Head.

- 0. Inap.: not married; spouse was not in FU at the time of the 1979 interview; from Latino sample (V30001=7001-9043); born or moved in after the 1979 interview (V30283>0000 and V30284=00); main family nonresponse by 1979 or mover-out nonresponse by 1978 (V30283=0000)

**V30288 'WHETHER MOVED IN/OUT 79' TL0C= 605**

1979 Moved In/Moved Out Indicator

1,559	4.4	1.	Moved in or born between the 1978 and 1979 interviews; splitoff in 1979
69	0.1	2.	Appeared; did not move in between the 1978 and 1979 interviews, but not included in FU for 1978 (i.e., listing error)
429	0.6	5.	Moved out of FU or out of an institution between the 1978 and 1979 interviews and was not included in a 1979 panel FU
108	0.6	6.	Moved out of FU and into an institution between the 1978 and 1979 interviews
63	0.4	7.	Living in 1978 but died by the time of the 1979 interview
42	0.1	8.	Disappeared; moved out prior to the 1978 interview, but included in FU for 1978 (usually a listing error)
44,620	93.9	0.	Inap.: in main family in both 1978 and 1979; from Latino sample (V30001=7001-9043); in an institution in both 1978 and 1979 (V30247=51-59 and V30284=51-59); born or moved in after the 1979 interview (V30283>0000 and V30284=00); main family nonresponse by 1979 or mover-out nonresponse by 1978 (V30283=0000)

**V30289 'MONTH MOVED IN/OUT 79' TL0C= 606- 607 MD=99**

Month Moved In or Out

135	0.3	01.	January
96	0.3	02.	February
116	0.3	03.	March
127	0.2	04.	April
107	0.3	05.	May
119	0.3	06.	June
120	0.3	07.	July
132	0.3	08.	August
170	0.7	09.	September
112	0.3	10.	October
122	0.3	11.	November
96	0.2	12.	December
91	0.2	99.	NA; DK
45,347	96.3	00.	Inap.: splitoff; from Latino sample (V30001=7001-9043); moved from institution to own FU between the 1977 and 1978 interviews and was not interviewed for 1979 (V30247=51-59 and V30284=71-80); in an institution in both 1977 and 1978 (V30284=51-59 and V30288=0); born or moved in after the 1978 interview (V30283>0000 and V30284=00); main family nonresponse by 1978 or mover-out nonresponse by 1977

(V30283=0000); stayed in main family (V30284=01-20 and V30288=0)

V30290 'YEAR MOVED IN/OUT 79' TL0C= 608- 609 MD=99

Year Moved In or Out

The last two digits of the year the move occurred are coded here. For example, a value of 79 indicates a move in the year 1979.

99. NA; DK
00. Inap.: splitoff; from Latino sample (V30001=7001-9043); moved from institution to own FU between the 1977 and 1978 interviews and was not interviewed for 1979 (V30247=51-59 and V30284=71-80); in an institution in both 1977 and 1978 (V30284=51-59 and V30288=0); born or moved in after the 1978 interview (V30283>0000 and V30284=00); main family nonresponse by 1978 or mover-out nonresponse by 1977 (V30283=0000); stayed in main family (V30284=01-20 and V30288=0); splitoff (V30288=1 and V30289=00)

V30291 'HRS HSWRK 79' TL0C= 610- 611 MD=99

- J5. About how much time does your (wife/friend) spend on housework in an average week -- I mean time spent cooking, cleaning, and doing other work around the house?
- J6. About how much time do you (HEAD) spend on housework in an average week? (I mean time spent cooking, cleaning, and doing other work around the house?)
- J8. Does anyone else here in the household help with the housework?
- J9. Who is that?
- J10. About how much time does (he/she) spend on housework in an average week?

The values for this variable in the range 01-97 represent the actual housework hours done per week by this individual.

98. 98 hours per week or more
99. NA; DK
00. Inap.: none; from Latino sample (V30001=7001-9043); born or moved in after the 1979 interview (V30283>0000 and V30284=00); main family nonresponse by 1979 or mover-out nonresponse by 1978 (V30283=0000); in an institution at time of 1979 interview or mover-out nonresponse from 1979 (V30284=51-89)

V30292 'RESPONDENT? 79' TL0C= 612 MD=9

N1. Who was respondent (relation to head)?

- |        |      |    |  |
|--------|------|----|--|
| 6,331  | 39.7 | 1. | This individual was respondent   |
| 13,044 | 60.1 | 5. | This individual was <u>not</u> respondent; includes institutionalized individuals and mover-out nonresponse from 1979 (V30284=51-89)   |
| 68     | 0.2  | 9. | NA; DK   |
| 27,447 |      | 0. | From Latino sample (V30001=7001-9043); born or moved in after the 1979 interview (V30283>0000 and V30284=00); main family nonresponse by 1979 or mover-out nonresponse by 1978 (V30283=0000) |

V30293 'EMPL STATUS 79' TL0C= 613

- C1. We would like to know about what you do--are you (HEAD) working now, looking for work, retired, a student, (a housewife), or what?
- F2. We would like to know about what your (wife/friend) does--is she working now, looking for work, retired, a student, a housewife, or what?
- K36. We would like to know about what (INDIVIDUAL) does--is (he/she) working now, looking for work, retired, a student, keeping house, or what?
- 
- |       |      |    |                              |
|-------|------|----|------------------------------|
| 7,500 | 42.4 | 1. | Working now                  |
| 149   | 0.8  | 2. | Only temporarily laid off    |
| 648   | 2.1  | 3. | Looking for work, unemployed |

899	7.4	4.	Retired
459	2.1	5.	Permanently disabled
2,019	12.2	6.	Housewife; keeping house
1,284	5.3	7.	Student
169	0.7	8.	Other; mover-out nonresponse from 1979 only if deceased; NA, DK
33,763	27.0	0.	Inap.: from Latino sample (V30001=7001-9043); in institution in both 1978 and 1979 (V30284=51-59 and V30288=0); born or moved in after the 1979 interview (V30283>0000 and V30284=00); main family nonresponse by 1979 or mover-out nonresponse by 1978 (V30283=0000); not a person age 16 or older (V30286=01-15)

**V30294 'K4 STUDENT? 79' TLOC= 614 MD=9**

K47. During 1978 was (he/she) enrolled in school as a full-time or part-time student?

1,552	7.0	1.	Full-time student
164	0.6	3.	Part-time student
1,198	4.0	5.	Not enrolled in school
34	0.1	9.	NA; DK
43,942	88.3	0.	Inap.: from Latino sample (V30001=7001-9043); in institution in both 1978 and 1979 (V30284=51-59 and V30288=0); born or moved in after the 1979 interview (V30283>0000 and V30284=00); main family nonresponse by 1979 or mover-out nonresponse by 1978 (V30283=0000); Head or Wife in 1979 (V30284=01-20 and V30285=01 or 02); not a person age 16 or older (V30286=01-15)

**V30295 'K48 # WKS IN SCHOOL 79' TLOC= 615- 616 MD=99**

K48. How many weeks did (he/she) attend school in 1978?

The values for this variable in the range 01-52 represent the actual number of weeks this individual was reported to have spent attending school during 1978.

98. Don't know  
99. NA

00. Inap.: from Latino sample (V30001=7001-9043); in institution in both 1978 and 1979 (V30284=51-59 and V30288=0); born or moved in after the 1979 interview (V30283>0000 and V30284=00); main family nonresponse by 1979 or mover-out nonresponse by 1978 (V30283=0000); Head or Wife in 1979 (V30284=01-20 and V30285=01 or 02); not a person age 16 or older (V30286=01-15); not enrolled in school during 1978 (V30294=5 or 9)

**V30296 'K49 EDUCATION 79' TLOC= 617- 618 MD=99**

K49. What is the highest grade or year of school (he/she) has completed?

The values for this variable (01-16) represent the actual grade of school completed, e.g., a value of 08 indicates that this individual completed the eighth grade by the time of the 1979 interview. A code value of 16 indicates that this individual is at least a college graduate. This variable contains values for 1979 Heads (from 1979 V6754) and Wives/"Wives" (from 1979 V6713), although information about completed education is not asked annually for them as it is for other family unit members. Recency of Heads' data can be ascertained by searching backward through the series of variables for whether the family has a new Head (1979 V6724, 1978 V6127, 1977 V5578, and 1976 V4658). Education information was obtained for all Heads in 1975. Recency of Wives/"Wives'" data can be ascertained by searching backward through the series of variables for whether the family has a new Wife/"Wife" (1979 V6712, 1978 V6115, 1977 V5566, and 1976 V4694). Education information was obtained for all Wives/"Wives" in 1975 and was collected again in 1976 (V4755) if the Wives/"Wives'" questionnaire was asked. Values of 17 from 1979 V6713 or V6754 were recoded to 16 here to ensure comparability of Heads and Wives/"Wives" with other family unit members.

99. NA; DK

00. Inap.: from Latino sample (V30001=7001-9043); born or moved in after the 1979 interview (V30283>0000 and V30284=00); main family nonresponse by 1979 or mover-out nonresponse by 1978 (V30283=0000); in institution in both 1978 and 1979 (V30284=51-59 and V30288=0); not a person age 16 or older (V30286=01-15)

**V30297 'TYPE TAXABLE INCOME 79' TL0C= 619**

TYPE OF TAXABLE INCOME RECEIVED DURING 1978:

K37. During 1978 did (he/she) have a full-time or part-time job (not counting work around the house)?

K43. What was that from?

7,471	36.7	1.	Labor income only
472	5.0	2.	Asset income only
2,071	16.6	3.	Both labor and asset income
36,876	41.8	0.	Inap.: no taxable income; from Latino sample (V30001=7001-9043); born or moved in after the 1979 interview (V30283>0000 and V30284=00); main family nonresponse by 1979 or mover-out nonresponse by 1978 (V30283=0000); in an institution in both 1978 and 1979 (V30284=51-59 and V30288=0)

**V30298 'TOT TAXABLE INCOME 79' TL0C= 620- 624**

TOTAL 1978 TAXABLE MONEY INCOME OF THIS INDIVIDUAL:

K41. About how much money did (he/she) earn from work last year?

K44. How much was that last year?

The values for this variable in the range 00001-99998 indicate the amount of total taxable income received in whole dollars. All missing data were assigned. For Heads or Wives, the values here are labor income of each plus one-half of their combined asset income.

99999. \$99,999 or more

00000. Inap.: from Latino sample (V30001=7001-9043); born or moved in after the 1979 interview (V30283>0000 and V30284=00); main family nonresponse by 1979 or mover-out nonresponse by 1978 (V30283=0000); in an institution in both 1978 and 1979 (V30284=51-59 and V30288=0); no taxable income (V30297=0)

**V30299 'ACC TOT TXBL INC 79' TL0C= 625**

Accuracy of 1978 Taxable Income for This Individual

99	0.6	1.	Minor assignment
554	2.1	2.	Major assignment
46,237	97.3	0.	Inap.: no assignment; from Latino sample (V30001=7001-9043); born or moved in after the 1979 interview (V30283>0000 and V30284=00); main family nonresponse by 1979 or mover-out nonresponse by 1978 (V30283=0000); in an institution in both 1978 and 1979 (V30284=51-59 and V30288=0); no taxable income (V30297=0)

**V30300 'TOT HRS WRKD 78 79' TL0C= 626- 629**

WORK HOURS IN 1978:

K38. About how many weeks did (he/she) work last year?

K39. During the weeks that (he/she) worked, about how many hours did (he/she) usually work per week?

The values for this variable indicate the actual hours worked in 1978. All missing data were assigned.

0000. Inap.: from Latino sample (V30001=7001-9043); born or moved in after the 1979 interview (V30283>0000 and V30284=00); main family nonresponse by 1979 or mover-out nonresponse by 1978 (V30283=0000); in an institution in both 1978 and 1979 (V30284=51-59 and V30288=0); did not work (V30297=0 or 2)

V30301 'ACC TOT HRS WRKD 79' TL0C= 630

Accuracy of This Individual's Work Hours in 1978

392	1.9	1.	Minor assignment
478	3.0	2.	Major assignment
46,020	95.1	0.	Inap.: no assignment; from Latino sample (V30001=7001-9043); born or moved in after the 1979 interview (V30283>0000 and V30284=00); main family nonresponse by 1979 or mover-out nonresponse by 1978 (V30283=0000); in an institution in both 1978 and 1979 (V30284=51-59 and V30288=0); did not work (V30297=0 or 2)

V30302 'TOT HRS UNEMP 78 79' TL0C= 631- 634

ANNUAL HOURS OF UNEMPLOYMENT IN 1978:

K45. During 1978 was there any time when (he/she) was laid off or looking for work and could not find a job?

K46. About how many weeks was that?

The values for this variable in the range 0001-2080 indicate the actual weeks unemployed or on strike in 1978 multiplied by 40 to produce annual hours. All missing data were assigned.

0000. Inap.: was not looking for work; from Latino sample (V30001=7001-9043); born or moved in after the 1979 interview (V30283>0000 and V30284=00); main family nonresponse by 1979 or mover-out nonresponse by 1978 (V30283=0000); in an institution in both 1978 and 1979 (V30284=51-59 and V30288=0)

V30303 'ACC TOT HRS UNEMP 79' TL0C= 635

Accuracy of This Individual's Unemployment Hours in 1978

39	0.1	1.	Minor assignment
45	0.1	2.	Major assignment
46,806	99.8	0.	Inap.: no assignment; from Latino sample (V30001=7001-9043); born or moved in after the 1979 interview (V30283>0000 and V30284=00); main family nonresponse by 1979 or mover-out nonresponse by 1978 (V30283=0000); in an institution in both 1978 and 1979 (V30284=51-59 and V30288=0); was not looking for work (V30302=0000)

V30304 'TYPE TRANSFER INC 79' TL0C= 636- 637

TYPE OF TRANSFER INCOME RECEIVED DURING 1978:

K42. Did (he/she) have any (other) income last year?

K43. What was that from?

258	0.7	01.	ADC, AFDC only
126	0.5	02.	Supplemental Security Income (SSI) only
146	0.4	03.	Other welfare only
867	6.6	04.	Social Security only
221	1.5	05.	Other retirement pay, pensions, or annuities only
375	2.1	06.	Unemployment compensation only
98	0.6	07.	Workmen's compensation only
148	0.8	08.	Child support only
206	1.1	09.	Help from relatives only
263	1.3	10.	Other transfers only
1,071	7.1	15.	More than one of the above; any combination
43,111	77.2	00.	Inap.: no transfer income; from Latino sample (V30001=7001-9043); born or moved in after the 1979 interview (V30283>0000 and V30284=00); main family nonresponse by 1979 or mover-out nonresponse by 1978 (V30283=0000); in an institution in both 1978 and 1979 (V30284=51-59 and V30288=0)

V30305 'TOT TRANSFER INC 79' TL0C= 638- 642

TOTAL 1978 TRANSFER MONEY INCOME OF THIS INDIVIDUAL:

K42. Did (he/she) have any (other) income last year?

K43. What was that from?

K44. How much was that last year?

The values for this variable in the range 00001-99998 indicate the amount of total transfer income received in whole dollars. All missing data were assigned.

99999. \$99,999 or more

00000. Inap.: from Latino sample (V30001=7001-9043); born or moved in after the 1979 interview (V30283>0000 and V30284=00); main family nonresponse by 1979 or mover-out nonresponse by 1978 (V30283=0000); in an institution in both 1978 and 1979 (V30284=51-59 and V30288=0); no transfer income (V30304=00)

V30306 'ACC TOT TRANS INC 79' TL0C= 643

Accuracy of 1978 Transfer Income for This Individual

51	0.4	1.	Minor assignment
102	0.4	2.	Major assignment
46,737	99.2	0.	Inap.: no assignment; from Latino sample (V30001=7001-9043); born or moved in after the 1979 interview (V30283>0000 and V30284=00); main family nonresponse by 1979 or mover-out nonresponse by 1978 (V30283=0000); in an institution in both 1978 and 1979 (V30284=51-59 and V30288=0); no transfer income (V30304=00)

V30307 'MO S/O FAM FORMED 79' TL0C= 644- 645 MD=99

Month Splitoff Moved Out of Main Family Unit

Refer to Section I, Part 5 of this volume for details of this variable's generation.

37	0.1	01.	January
32	0.1	02.	February
55	0.3	03.	March
46	0.1	04.	April
43	0.1	05.	May
58	0.1	06.	June
52	0.2	07.	July
52	0.1	08.	August
55	0.1	09.	September
47	0.1	10.	October
46	0.2	11.	November
41	0.1	12.	December
50	0.3	98.	Moved out of an institution
100	0.2	99.	NA; DK
46,176	97.7	00.	Inap.: from Latino sample (V30001=7001-9043); born or moved in after the 1979 interview (V30283>0000 and V30284=00); main family nonresponse by 1979 or mover-out nonresponse by 1978 (V30283=0000); not a splitoff in 1979 (V30288≠1 or V30288=1 and V30289≠00)

V30308 'YR S/O FAM FORMED 79' TL0C= 646- 647 MD=99

Year Splitoff Moved Out of Main Family Unit

The last two digits of the year the move occurred are coded here. For example, a value of 79 indicates a move during the year 1979. Refer to Section I, Part 5 of this volume for details of this variable's generation.

98. Moved out of an institution

99. NA year

00. Inap.: from Latino sample (V30001=7001-9043); born or moved in after the 1979 interview (V30283>0000 and V30284=00); main family nonresponse by 1979 or mover-out nonresponse by 1978 (V30283=0000); not a splitoff in 1979 (V30288≠1 or V30288=1 and V30289≠00)

V30309 'MAIN FAM ID FOR S/O 79' TL0C= 648- 651



1979 ID Number of the Main Family from which this Individual's Splitoff Family Was Formed

Actual 1979 ID Numbers (0001-6373) were coded for individuals who moved out of main families or institutions to form splitoff families.

9997. This splitoff individual did not move out of a main family or institution, e.g., nonsample Heads, Wives or others who appeared for the first time in the 1979 splitoff family; children newly born in, etc.
0000. Inap.: from Latino sample (V30001=7001-9043); born or moved in after the 1979 interview (V30283>0000 and V30284=00); main family nonresponse by 1979 or mover-out nonresponse by 1978 (V30283=0000); not a splitoff in 1979 (V30288#1 or V30288=1 and V30289#00)

V30310 'TYPE OF IND RECORD 79' TL0C= 652- 653 MD=99

Type of Individual Data Record in 1979

All individuals who became main family nonresponse in 1979 have 1979 ID numbers equal to 0000 and zero data values for 1979, but have nonzero data values for their 1978 records. Mover-out nonresponse individuals for 1979 have nonzero data for 1979 just as response individuals do; however, the movers-out have 1979 sequence numbers in the range 51-89. Codes 01-04 below apply to main family nonresponse individuals only; codes 06-08 are reserved for mover-out nonresponse.

- |        |     |   |
|--------|-----|---|
| 200    | 01. | This sample member was 18 years old or older at the time of main family nonresponse and had been in the FU in 1978.               |
| 109    | 02. | This sample member was less than 18 at the time of main family nonresponse and had been in the FU in 1978.                        |
| 84     | 03. | This nonsample individual had been in the 1978 FU, and this FU became nonresponse in 1979.  |
| 5      | 04. | This sample member had been in an institution in 1978 but his or her main family became nonresponse in 1979.                      |
| 316    | 05. | This sample member, although connected with a 1979 response family, was in an institution at the time of the 1979 interview.      |
| 109    | 06. | This sample individual was 18 years old or older and moved out or died between the 1978 and 1979 interviews.                      |
| 97     | 07. | This sample member was less than 18 and moved out or died between the 1978 and 1979 interviews.                                   |
| 324    | 08. | This nonsample individual moved out or died between the 1978 and 1979 interviews.   |
| 18,549 | 09. | This individual had not been born or moved in by the time of the 1979 interview; individual from Latino sample (V30001=7001-9043) |
| 8,500  | 10. | This individual had become nonresponse by the time of the 1978 interview.   |
|        | 99. | NA; DK  |
| 18,597 | 00. | Inap.: in a panel family in 1979 (V30284=01-20).  |

V30311 'WHY NONRESPONSE 79' TL0C= 654- 655 MD=99

Reason for NonFU Membership in 1979

Individuals ineligible for the interview consist of those who were too young (under 18 years old) or who are not sample members.

- |     |     |   |
|-----|-----|---|
| 242 | 01. | Refusal by all eligible/available FU members.   |
| 7   | 02. | No-one at home for contact during the interviewing period.  |
| 6   | 03. | Respondent absent; some FU member contacted, but not the appropriate respondent.  |
| 128 | 04. | Lost; unable to locate any member of the FU at all.   |
|     | 05. | FU is located too far away for interviewer contact.   |
| 111 | 11. | This individual was in the armed forces.  |
| 153 | 12. | This individual was in an educational institution.  |
| 10  | 13. | This individual was in a health care facility   |
| 16  | 14. | This individual was in jail or prison   |
| 27  | 19. | This individual was in some other type of institution, for example, a religious order. Cases in which the type of institution is unknown are included here, also. |

21. This individual was not eligible for the interview and the Head or the Wife, whichever is the sample member, became main family nonresponse because he/she was institutionalized by joining the armed forces.
22. This individual was not eligible for the interview and became main family nonresponse because the Head or Wife, whichever is sample, became institutionalized by entering an educational institution.
23. This individual was not eligible for the interview and became main family nonresponse because the Head or Wife, whichever is the sample member, became institutionalized by entering a health care facility.
24. This individual was not eligible for the interview and became main family nonresponse because the Head or Wife, whichever is the sample member, became institutionalized through imprisonment.
29. This individual was not eligible for the interview and became main family nonresponse because the Head or Wife, whichever is sample, became institutionalized by some means other than the above; for example, he/she may have entered a religious order. Cases in which the type of institution is unknown are included here, also.
- 18 31. This individual was unable to cooperate through disability.
- 6 32. This individual was not eligible for the interview and the Head or Wife, whichever is sample, was unable to cooperate through disability.
- 91 41. This individual died between the 1978 and 1979 interviews.
- 12 42. This individual was not eligible for the interview and became main family nonresponse because the Head or Wife, whichever is sample, died.
51. This individual, although followed for interview, was discovered to be nonsample: office error.
- 8 52. This individual should have been followed but was not: office error.
- 1 53. This individual was mistakenly included in two or more response families at once; this record is the duplicate, or erroneous, one.
54. Listing error: this individual never existed or was not really living in the FU.
- 10 59. Other office error
91. This sample individual moved out of the 1979 main family and was eligible for interviewing but the reason for nonresponse is NA.
- 398 92. Individual moved out of the 1979 main family and was not eligible for interviewing because he/she was either nonsample or too young.
93. The Head or Wife of this FU, whichever is sample, united with another FU; this individual was not eligible for the interview and therefore became nonresponse.
- 18,549 97. This individual had not been born or moved in by the time of the 1979 interview (V30283>0000 and V30284=00); individual from Latino sample (V30001=7001-9043)
- 8,500 98. This individual became main family or mover-out nonresponse by 1978 (V30246=0000 and V30283=0000 or V30246>0000 and V30247=71-89 and V30283=0000)
99. NA; DK
- 18,597 00. Inap.: in a panel family in 1979 (V30284=01-20)

V30312 'INDIVIDUAL WEIGHT 79' TLOC= 656- 658

1979 Individual Weight

This variable is nonzero only for sample members associated with a 1979 response family. Sample members born into the family in 1979 receive either the average of the Head's and spouse's weights or, in the event of a single Head, the child receives the Head's weight. For those sample members either not yet part of the family in 1974 but present by 1978 or who were main family nonresponse in 1974 and moved back into the panel in 1978, the most

recent weight is brought forward to these tape locations. Refer to Section I, Part 5 of this volume for details on the weights themselves.

OSIRIS USERS: Note that this variable is defined in the dictionary as having one decimal place.

00. From Latino sample (V30001=7001-9043); born or moved in after the 1977 interview (V30283>0000 and V30284=00); main family nonresponse by 1979 or mover-out nonresponse by 1978 (V30283=0000); nonsample individual (V30002=170-228)

**1980 INDIVIDUAL VARIABLES:** Distributions are calculated for all cases using the 1980 weight (V30342) for the percents.

V30313 '1980 INTERVIEW NUMBER 80' TLOC= 659- 662

1980 Interview Number (1980 ID Number)

The values for this variable in the range 0001-6533 represent the 1980 ID number of the interview in which this individual was included in 1980. Individuals moving in or born subsequent to the 1980 interview received the 1980 ID number of the family to which they moved.

0000. Main family nonresponse by 1980 or mover-out nonresponse by 1979; from Latino sample (V30001=7001-9043)

V30314 'SEQUENCE NUMBER 80' TLOC= 663- 664

1980 Sequence Number

This sequence number variable provides a means of identifying an individual's status with regard to the FU at the time of the 1980 interview.

18,920	97.1	01-20.	Individuals in the family at the time of the 1980 interview
305	1.9	51-59.	Individuals in institutions at the time of the 1980 interview
453	0.5	71-80.	Individuals who moved out of the FU or out of institutions between the 1979 and 1980 interviews but who were not included in another responding FU for 1980. All such individuals were nonresponse.
69	0.4	81-89.	Individuals who were living in 1979 but who died by the time of the 1980 interview
27,143		00.	Born or moved in after the 1980 interview; from Latino sample (V30001=7001-9043); main family nonresponse by 1980 or mover-out nonresponse by 1979 (V30313=0000)

V30315 'RELATIONSHIP TO HEAD 80' TLOC= 665- 666

1980 Relationship to Head

6,642	39.3	01.	Head in 1980; 1979 Head who was mover-out nonresponse by the time of the 1980 interview
3,915	22.8	02.	Wife in 1980; 1979 Wife who was mover-out nonresponse by the time of the 1980 interview
8,012	36.1	03.	Son or daughter; includes stepchildren and adopted children
120	0.4	04.	Brother or sister of Head
83	0.3	05.	Mother or father of Head
491	0.7	06.	Grandchild or great-grandchild
270	0.2	07.	Other relative; includes in-laws
200	0.2	08.	Nonrelative
14	0.1	09.	Husband of Head (i.e., wife was Head of FU)
27,143		00.	From Latino sample (V30001=7001-9043); born or moved in after the 1980 interview (V30313>0000 and V30314=00); main family nonresponse by 1980 or mover-out nonresponse by 1979 (V30313=0000)

V30316 'AGE OF INDIVIDUAL 80' TLOC= 667- 668 MD=99

Age at the Time of the 1980 Interview

## 524 - 1980 INDIVIDUAL DATA

The values for this variable in the range 02-97 represent the actual age of the individual in years.

- 01. Newborn up to second birthday
- 98. 98 years old or more
- 99. NA; DK
- 00. From Latino sample (V30001=7001-9043); born or moved in after the 1980 interview (V30313>0000 and V30314=00); main family nonresponse by 1980 or mover-out nonresponse by 1979 (V30313=0000)

**V30317 'MARR PAIRS INDICATOR 80' TLOC= 669**

1980 Married Pairs Indicator

This variable links pairs of individuals who were married or permanently cohabiting at the time of the 1980 interview. The spouses in the first such pair within a family unit each receive a code value of 1 here; the second, a value of 2, etc. Usually, the first married pair consists of Head and Wife/ "Wife" or Head and Husband of Head.

- 0. Inap.: not married; spouse was not in FU at the time of the 1980 interview; from Latino sample (V30001=7001-9043); born or moved in after the 1980 interview (V30313>0000 and V30314=00); main family nonresponse by 1980 or mover-out nonresponse by 1979 (V30313=0000)

**V30318 'WHETHER MOVED IN/OUT 80' TLOC= 670**

1980 Moved In/Moved Out Indicator

1,659	4.7	1.	Moved in or born between the 1979 and 1980 interviews; splitoff in 1980
92	0.0	2.	Appeared; did not move in between the 1979 and 1980 interviews, but not included in FU for 1979 (i.e., listing error)
436	0.5	5.	Moved out of FU or out of an institution between the 1979 and 1980 interviews and was not included in a 1980 panel FU.
103	0.7	6.	Moved out of FU and into an institution between the 1979 and 1980 interviews
69	0.4	7.	Living in 1979 but died by the time of the 1980 interview
17	0.0	8.	Disappeared; moved out prior to the 1979 interview, but included in FU for 1979 (usually a listing error)
44,514	93.6	0.	Inap.: in main family in both 1979 and 1980; from Latino sample (V30001=7001-9043); in an institution in both 1979 and 1980 (V30284=51-59 and V30314=51-59); interview (V30313>0000 and V30314=00); main family nonresponse by 1980 or mover-out nonresponse by 1979 (V30313=0000)

**V30319 'MONTH MOVED IN/OUT 80' TLOC= 671- 672 MD=99**

Month Moved In or Out

150	0.3	01.	January
126	0.2	02.	February
122	0.3	03.	March
122	0.2	04.	April
127	0.3	05.	May
130	0.3	06.	June
125	0.3	07.	July
140	0.3	08.	August
184	0.7	09.	September
103	0.2	10.	October
151	0.3	11.	November
140	0.2	12.	December
81	0.1	99.	NA; DK
45,189	96.1	00.	Inap.: splitoff; from Latino sample (V30001=7001-9043); moved from institution to own FU between the 1979 and 1980 interviews and was not interviewed for 1980 (V30284=51-59 and V30314=71-80); in an institution in both 1979 and 1980 (V30314=51-59 and V30318=0); born or moved in after the

1980 interview (V30313>0000 and V30314=00); main family nonresponse by 1980 or mover-out nonresponse by 1979 (V30313=0000); stayed in main family (V30314=01-20 and V30318=0)

V30320 'YEAR MOVED IN/OUT 80' TL0C= 673- 674 MD=99

Year Moved in or Out

The last two digits of the year the move occurred are coded here. For example, a value of 80 indicates a move during the year 1980.

99. NA; DK

00. Inap.: splitoff; from Latino sample (V30001=7001-9043); moved from institution to own FU between the 1979 and 1980 interviews and was not interviewed for 1980 (V30284=51-59 and V30314=71-80); in an institution in both 1979 and 1980 (V30314=51-59 and V30318=0); born or moved in after the 1980 interview (V30313>0000 and V30314=00); main family nonresponse by 1980 or mover-out nonresponse by 1979 (V30313=0000); stayed in main family (V30314=01-20 and V30318=0); splitoff (V30318=1 and V30319=00)

V30321 'HR/WEEK HOUSEWORK 80' TL0C= 675- 676 MD=99

- J5. About how much time does your (wife/friend) spend on housework in an average week -- I mean time spent cooking, cleaning, and doing other work around the house?  
 J6. About how much time do you (HEAD) spend on housework in an average week? (I mean time spent cooking, cleaning, and doing other work around the house?)  
 J8. Does anyone else here in the household help with the housework?  
 J9. Who is that?  
 J10. About how much time does (he/she) spend on housework in the average week?

The values for this variable in the range 01-97 represent the actual housework hours done per week by this individual.

98. 98 hours per week or more

99. NA; DK

00. Inap.: none; from Latino sample (V30001=7001-9043); born or moved in after the 1980 interview (V30313>0000 and V30314=00); main family nonresponse by 1980 or mover-out nonresponse by 1979 (V30313=0000); in an institution at time of 1980 interview or mover-out nonresponse from 1980 (V30314=51-89)

V30322 'RESPONDENT?' 80' TL0C= 677 MD=9

N1. Who was respondent (relation to Head)?

6,499	40.5	1.	This individual was respondent
13,228	59.4	5.	This individual was <u>not</u> respondent; includes institutionalized individuals and mover-out nonresponse from 1980 (V30314=51-89)
20	0.1	9.	NA; DK
27,143		0.	From Latino sample (V30001=7001-9043); born or moved in after the 1980 interview (V30313>0000 and V30314=00); main family nonresponse by 1980 or mover-out nonresponse by 1979 (V30313=0000)

V30323 '1980 EMPL STATUS 80' TL0C= 678 MD=9

- C1. We would like to know about what you do--are you (HEAD) working now, looking for work, retired, a student, (a housewife), or what?  
 F2. We would like to know about what your (wife/friend) does--is she working now, looking for work, retired, a student, a housewife, or what?  
 K39. We would like to know what (INDIVIDUAL) does--is (he/she) working now, looking for work, retired, a student, keeping house, or what?

7,722 43.1 1. Working now

526 - 1980 INDIVIDUAL DATA

206	1.0	2.	Only temporarily laid off
707	2.4	3.	Looking for work, unemployed
929	7.6	4.	Retired
488	2.2	5.	Permanently disabled
2,043	11.9	6.	Housewife; keeping house
1,146	5.0	7.	Student
45	0.1	8.	Other
58	0.0	9.	NA; DK
33,546	26.6	0.	Inap.: from Latino sample (V30001=7001-9043); born or moved in after the 1980 interview (V30313>0000 and V30314=00); main family nonresponse by 1980 or mover-out nonresponse by 1979 (V30313=0000); mover-out nonresponse for 1980 only if deceased (V30314=81-89); in an institution in both 1979 and 1980 (V30314=51-59 and V30318=0); not a person age 16 or older (V30316=01-15)

**V30324 'IND A STUDENT? 80' TLOC= 679 MD=9**

K50. During 1979 was (he/she) enrolled in school as a full-time or part-time student?

1,455	6.8	1.	Full-time student
182	0.5	3.	Part-time student
1,301	4.3	5.	Not enrolled in school
33	0.0	9.	NA; DK
43,919	88.3	0.	Inap.: from Latino sample (V30001=7001-9043); born or moved in after the 1980 interview (V30313>0000 and V30314=00); main family nonresponse by 1980 or mover-out nonresponse by 1979 (V30313=0000); Head or Wife in 1980 (V30314=01-20 and V30315=01 or 02); in an institution in both 1979 and 1980 (V30314=51-59 and V30318=0); not a person age 16 or older (V30316=01-15)

**V30325 'WEEKS IN SCHOOL(K51)? 80' TLOC= 680- 681 MD=99**

K51. How many weeks did (he/she) attend school in 1979?

The values for this variable in the range 01-52 represent the actual number of weeks this individual was reported to have spent attending school during 1979.

- 98. Don't know
- 99. NA
- 00. Inap.: from Latino sample (V30001=7001-9043); born or moved in after the 1980 interview (V30313>0000 and V30314=00); main family nonresponse by 1980 or mover-out nonresponse by 1979 (V30313=0000); Head or Wife in 1980 (V30314=01-20 and V30315=01 or 02); in an institution in both 1979 and 1980 (V30314=51-59 and V30318=0); not a person age 16 or older (V30316=01-15); not enrolled in school during 1979 (V30324=5 or 9)

**V30326 'EDUCATION ATTAINED 80' TLOC= 682- 683 MD=99**

K52. What is the highest grade or year of school that (he/she) has completed?

The values for this variable (01-16) represent the actual grade of school completed, e.g., a value of 08 indicates that this individual completed the eighth grade by the time of the 1980 interview. A code value of 16 indicates that this individual is at least a college graduate. This variable contains values for 1980 Heads (from 1980 V7387) and Wives/"Wives" (from 1980 V7346), although information about completed education is not asked annually for them as it is for other family unit members. Recency of Heads' data can be ascertained by searching backward through the series of variables for whether the family has a new Head (1980 V7357, 1979 V6724, 1978 V6127, 1977 V5578, and 1976 V4658). Education information was obtained for all Heads in 1975. Recency of Wives/"Wives" data can be ascertained by searching backward through the series of variables for whether the family has a new Wife/"Wife" (1980 V7345, 1979 V6712, 1978 V6115, 1977 V5566, and 1976 V4694). Education information was obtained for all Wives/"Wives" in

1975 and was collected again in 1976 (V4755) if the Wives/"Wives" questionnaire was asked. Values of 17 from 1980 V7346 or V7387 were recoded to 16 here to ensure comparability of Heads and Wives/"Wives" with other family unit members.

99. NA; DK

00. Inap.: from Latino sample (V30001=7001-9043); born or moved in after the 1980 interview (V30313>0000 and V30314=00); main family nonresponse by 1980 or mover-out nonresponse by 1979 (V30313=0000); in an institution in both 1979 and 1980 (V30314=51-59 and V30318=0); not a person age 16 or older (V30316=01-15)

**V30327 'TYPE TAXABLE Y 1979 80' TL0C= 684**

TYPE OF TAXABLE INCOME RECEIVED DURING 1979:

K40. During 1979 did (he/she) have a full-time or part-time job (not counting work around the house)?

K46. What was that from?

7,728	37.1	1.	Labor income only
482	5.0	2.	Asset income only
2,139	17.2	3.	Both labor and asset income
36,541	40.8	0.	Inap.: no taxable income; from Latino sample (V30001=7001-9043); born or moved in after the 1980 interview (V30313>0000 and V30314=00); main family nonresponse by 1980 or mover-out nonresponse by 1979 (V30313=0000); in an institution in both 1979 and 1980 (V30314=51-59 and V30318=0)

**V30328 '1979 TOT TAXABLE Y 80' TL0C= 685- 689**

TOTAL 1979 TAXABLE MONEY INCOME OF THIS INDIVIDUAL:

K42. About how much money did (he/she) earn from work last year?

K47. How much was that last year?

The values for this variable in the range 00001-99998 indicate the amount of total taxable income received in whole dollars. All missing data were assigned. For Heads or Wives, the values here are labor income of each plus one-half of their combined asset income.

99999. \$99,999 or more

00000. Inap.: from Latino sample (V30001=7001-9043); born or moved in after the 1980 interview (V30313>0000 and V30314=00); main family nonresponse by 1980 or mover-out nonresponse by 1979 (V30313=0000); in an institution in both 1979 and 1980 (V30314=51-59 and V30318=0); no taxable income (V30327=0)

**V30329 'ACC TOT TAXABLE Y 79 80' TL0C= 690**

Accuracy of 1979 Taxable Income for This Individual

111	0.6	1.	Minor assignment
623	2.2	2.	Major assignment
46,156	97.2	0.	Inap.: no assignment; from Latino sample (V30001=7001-9043); born or moved in after the 1980 interview (V30313>0000 and V30314=00); main family nonresponse by 1980 or mover-out nonresponse by 1979 (V30313=0000); in an institution in both 1979 and 1980 (V30314=51-59 and V30318=0); no taxable income (V30327=0)

**V30330 'HOURS WORKED IN 1979 80' TL0C= 691- 694**

WORK HOURS IN 1979:

K43. About how many weeks did (he/she) work last year?

K44. During the weeks that (he/she) worked about how many hours did (he/she) usually work per week?

The values for this variable indicate the actual hours worked in 1979. All missing data were assigned.

0000. Inap.: from Latino sample (V30001=7001-9043); born or moved in after the 1980 interview (V30313>0000 and V30314=00); main family nonresponse by 1980 or mover-out nonresponse by 1979 (V30313=0000); in an institution in both 1979 and 1980 (V30314=51-59 and V30318=0); did not work (V30327=0 or 2)

**V30331 'ACC HOURS WORKED 1979 80' TL0C= 695**

Accuracy of This Individual's Work Hours in 1979

493	2.5	1.	Minor assignment
353	1.6	2.	Major assignment
46,044	95.9	0.	Inap.: no assignment; from Latino sample (V30001=7001-9043); born or moved in after the 1980 interview (V30313>0000 and V30314=00); main family nonresponse by 1980 or mover-out nonresponse by 1979 (V30313=0000); in an institution in both 1979 and 1980 (V30314=51-59 and V30318=0); did not work (V30327=0 or 2)

**V30332 'HOURS UNEMP IN 1979 80' TL0C= 696- 699**

ANNUAL HOURS OF UNEMPLOYMENT IN 1979:

K48. During 1979 was there any time when (he/she) was laid off or looking for work and could not find a job?

K49. About how many weeks was that?

The values for this variable in the range 0001-2080 indicate the actual weeks unemployed or on strike in 1979 multiplied by 40 to produce annual hours. All missing data were assigned.

0000. Inap.: was not looking for work; from Latino sample (V30001=7001-9043); born or moved in after the 1980 interview (V30313>0000 and V30314=00); main family nonresponse by 1980 or mover-out nonresponse by 1979 (V30313=0000); in an institution in both 1979 and 1980 (V30314=51-59 and V30318=0)

**V30333 'ACC HOURS UNEMP 1979 80' TL0C= 700**

Accuracy of This Individual's Unemployment Hours in 1979

60	0.2	1.	Minor assignment
55	0.1	2.	Major assignment
46,775	99.7	0.	Inap.: no assignment; from Latino sample (V30001=7001-9043); born or moved in after the 1980 interview (V30313>0000 and V30314=00); main family nonresponse by 1980 or mover-out nonresponse by 1979 (V30313=0000); in an institution in both 1979 and 1980 (V30314=51-59 and V30318=0); was not looking for work (V30332=0000)

**V30334 'TYPE TRANSFER Y 79 80' TL0C= 701- 702**

TYPE OF TRANSFER INCOME RECEIVED DURING 1979:

K45. Did (he/she) have any (other) income last year?

K46. What was that from?

250	0.8	01.	ADC, AFDC only
126	0.5	02.	Supplemental Security Income (SSI) only
139	0.3	03.	Other welfare only
865	6.4	04.	Social Security only
229	1.5	05.	Other retirement pay, pensions, or annuities only
463	2.6	06.	Unemployment compensation only
96	0.5	07.	Workmen's compensation only
150	1.0	08.	Child support only
211	1.2	09.	Help from relatives only
261	1.5	10.	Other transfers only
1,140	7.5	15.	More than one of the above; any combination
42,960	76.3	00.	Inap.: no transfer income; from Latino sample (V30001=7001-9043); born or moved in after the 1980 interview (V30313>0000 and V30314=00); main family nonresponse by 1980 or mover-out nonresponse by 1979



(V30313=0000); in an institution in both 1979 and 1980  
(V30314=51-59 and V30318=0)

**V30335 'TOTAL TRANSFER Y 79 80' TL0C= 703- 707**

TOTAL 1979 TRANSFER MONEY INCOME OF THIS INDIVIDUAL:  
K45. Did (he/she) have any (other) income last year?  
K46. What was that from?  
K47. How much was that last year?

The values for this variable in the range 00001-99998 indicate the amount of total transfer income received in whole dollars. All missing data were assigned.

99999. \$99,999 or more

00000. Inap.: from Latino sample (V30001=7001-9043); born or moved in after the 1980 interview (V30313>0000 and V30314=00); main family nonresponse by 1980 or mover-out nonresponse by 1979 (V30313=0000); in an institution in both 1979 and 1980 (V30314=51-59 and V30318=0); no transfer income (V30334=00)

**V30336 'ACC TRANSFER Y 79 80' TL0C= 708**

Accuracy of 1979 Transfer Income for This Individual

83	0.5	1.	Minor assignment
95	0.4	2.	Major assignment
46,712	99.2	0.	Inap.: no assignment; from Latino sample (V30001=7001-9043); born or moved in after the 1980 interview (V30313>0000 and V30314=00); main family nonresponse by 1980 or mover-out nonresponse by 1979 (V30313=0000); in an institution in both 1979 and 1980 (V30314=51-59 and V30318=00); no transfer income (V30334=00)

**V30337 'MO S/O FAM FORMED 80' TL0C= 709- 710 MD=99**

Month Splitoff Moved Out of Main Family Unit

Refer to Section I, Part 5 of this volume for details of this variable's generation.

54	0.1	01.	January
42	0.1	02.	February
25	0.1	03.	March
34	0.1	04.	April
53	0.2	05.	May
71	0.2	06.	June
36	0.2	07.	July
58	0.2	08.	August
39	0.2	09.	September
53	0.1	10.	October
41	0.2	11.	November
26	0.1	12.	December
48	0.3	98.	Moved out of an institution
87	0.2	99.	NA; DK
46,223	97.6	00.	Inap.: from Latino sample (V30001=7001-9043); born or moved in after the 1980 interview (V30313>0000 and V30314=00); main family nonresponse by 1980 or mover-out nonresponse by 1979 (V30313=0000); not a splitoff in 1980 (V30318≠1 or V30318=1 and V30319≠00)

**V30338 'YR S/O FAM FORMED 80' TL0C= 711- 712 MD=99**

Year Splitoff Moved Out of Main Family Unit

The last two digits of the year the move occurred are coded here. For example, a value of 80 indicates a move during the year 1980. Refer to Section I, Part 5 of this volume for details of this variable's generation.

98. Moved out of an institution  
99. NA year

530 - 1980 INDIVIDUAL DATA

00. Inap.: from Latino sample (V30001=7001-9043); born or moved in after the 1980 interview (V30313>0000 and V30314=00); main family nonresponse by 1980 or mover-out nonresponse by 1979 (V30313=0000); not a splitoff in 1980 (V30318#1 or V30318=1 and V30319#00)

**V30339 'MAIN FAM ID FOR S/D 80' TL0C= 713- 716**

1980 ID Number of the Main Family from which this Individual's Splitoff Family Was Formed

Actual 1980 ID Numbers (0001-6533) were coded for individuals who moved out of main families or institutions to form splitoff families.

- 9997. This splitoff individual did not move out of a main family or institution, e.g., nonsample Heads, Wives or others who appeared for the first time in the 1980 splitoff family; children newly born in, etc.
- 0000. Inap.: from Latino sample (V30001=7001-9043); born or moved in after the 1980 interview (V30313>0000 and V30314=00); main family nonresponse by 1980 or mover-out nonresponse by 1979 (V30313=0000); not a splitoff in 1980 (V30318#1 or V30318=1 and V30319#00)

**V30340 'TYPE OF IND RECORD 80' TL0C= 717- 718 MD=99**

Type of Individual Data Record in 1980

All individuals who became main family nonresponse in 1980 have 1980 ID numbers equal to 0000 and zero data values for 1980, but have nonzero data values for their 1979 records. Mover-out nonresponse individuals for 1980 have nonzero data for 1980 just as response individuals do; however, the movers-out have 1980 sequence numbers in the range 51-89. Codes 01-04 below apply to main family nonresponse individuals only; codes 06-08 are reserved for mover-out nonresponse.

- 219 01. This sample member was 18 years old or older at the time of main family nonresponse and had been in the FU in 1979.
- 119 02. This sample member was less than 18 at the time of main family nonresponse and had been in the FU in 1979.
- 80 03. This nonsample individual had been in the 1979 FU, and this FU became nonresponse in 1980.
- 6 04. This sample member had been in an institution in 1979 but his or her main family became nonresponse in 1980.
- 305 05. This sample member, although connected with a 1980 response family, was in an institution at the time of the 1980 interview.
- 108 06. This sample individual was 18 years old or older and moved out or died between the 1979 and 1980 interviews.
- 85 07. This sample member was less than 18 and moved out or died between the 1979 and 1980 interviews.
- 329 08. This nonsample individual moved out or died between the 1979 and 1980 interviews.
- 17,394 09. This individual had not been born or moved in by the time of the 1980 interview; individual from Latino sample (V30001=7001-9043)
- 9,325 10. This individual had become nonresponse by the time of the 1979 interview.
- 99. NA; DK
- 18,920 00. Inap.: in a panel family in 1980 (V30314=01-20).

**V30341 'WHY NONRESPONSE 80' TL0C= 719- 720 MD=99**

Reason for NonFU Membership in 1980

Individuals ineligible for the interview consist of those who were too young (under 18 years old) or who are not sample members.

- 168 01. Refusal by all eligible/available FU members.
- 15 02. No-one at home for contact during the interviewing period.
- 32 03. Respondent absent; some FU member contacted, but not the appropriate respondent.
- 147 04. Lost; unable to locate any member of the FU at all.

	05.	FU is located too far away for interviewer contact.
105	11.	This individual was in the armed forces.
150	12.	This individual was in an educational institution.
27	13.	This individual was in a health care facility
12	14.	This individual was in jail or prison
25	19.	This individual was in some other type of institution, for example, a religious order. Cases in which the type of institution is unknown are included here, also.
	21.	This individual was not eligible for the interview and the Head or the Wife, whichever is the sample member, became main family nonresponse because he/she was institutionalized by joining the armed forces.
	22.	This individual was not eligible for the interview and became main family nonresponse because the Head or Wife, whichever is sample, became institutionalized by entering an educational institution.
3	23.	This individual was not eligible for the interview and became main family nonresponse because the Head or Wife, whichever is the sample member, became institutionalized by entering a health care facility.
	24.	This individual was not eligible for the interview and became main family nonresponse because the Head or Wife, whichever is the sample member, became institutionalized through imprisonment.
3	29.	This individual was not eligible for the interview and became main family nonresponse because the Head or Wife, whichever is sample, became institutionalized by some means other than the above; for example, he/she may have entered a religious order. Cases in which the type of institution is unknown are included here, also.
16	31.	This individual was unable to cooperate through disability.
2	32.	This individual was not eligible for the interview and the Head or Wife, whichever is sample, was unable to cooperate through disability.
105	41.	This individual died between the 1979 and 1980 interviews.
15	42.	This individual was not eligible for the interview and became main family nonresponse because the Head or Wife, whichever is sample, died.
	51.	This individual, although followed for interview, was discovered to be nonsample: office error.
18	52.	This individual should have been followed but was not: office error.
2	53.	This individual was mistakenly included in two or more response families at once; this record is the duplicate, or erroneous, one.
	54.	Listing error: this individual never existed or was not really living in the FU.
	59.	Other office error
	91.	This sample individual moved out of the 1980 main family and was eligible for interviewing but the reason for nonresponse is NA.
395	92.	Individual moved out of the 1980 main family and was not eligible for interviewing because he/she was either nonsample or too young.
	93.	The Head or Wife of this FU, whichever is sample, united with another FU; this individual was not eligible for the interview and therefore became nonresponse.
17,394	97.	This individual had not been born or moved in by the time of the 1980 interview (V30313>0000 and V30314=00); individual from Latino sample (V30001=7001-9043)
9,325	98.	This individual became main family or mover-out nonresponse by 1979 (V30283=0000 and V30313=0000 or V30283>0000 and V30284=71-89 and V30313=0000)
11	99.	NA; DK
18,920	00.	Inap.: in a panel family in 1980 (V30314=01-20)

1979 Individual Weight, Updated for 1980

This variable is nonzero only for sample members associated with a 1980 panel family. Sample members born into the family in 1980 receive either the average of the Head's and spouse's weights or, in the event of a single Head, the child receives the Head's weight. Those sample members returning to a panel family after becoming nonresponse receive the same weight that they had in the last year that they had nonzero data. Refer to Section I, Part 5 for details on the weights themselves.

OSIRIS USERS: Note that this variable is defined in the dictionary as having one decimal place.

00. From Latino sample (V30001=7001-9043); born or moved in after the 1980 interview (V30313>0000 and V30314=00); main family nonresponse by 1980 or mover-out nonresponse by 1979 (V30313=0000); nonsample individual (V30002=170-228)

**1981 INDIVIDUAL VARIABLES:** Distributions are calculated for all cases using the 1981 weight (V30372) for the percents.

**V30343 '1981 INTERVIEW NUMBER 81' TLOC= 724- 727**1981 Interview Number (1981 ID Number)

The values for this variable in the range 0001-6620 represent the 1981 ID number of the interview in which this individual was included in 1981. Individuals moving in or born subsequent to the 1981 interview received the 1981 ID number of the family to which they moved.

0000. Main family nonresponse by 1981 or mover-out nonresponse by 1980; from Latino sample (V30001=7001-9043)

**V30344 'SEQUENCE NUMBER 81' TLOC= 728- 729**1981 Sequence Number

This sequence number variable provides a means of identifying an individual's status with regard to the FU at the time of the 1981 interview.

18,948	97.1	01-20.	Individuals in the family at the time of the 1981 interview
340	2.1	51-59.	Individuals in institutions at the time of the 1981 interview
464	0.5	71-80.	Individuals who moved out of the FU or out of institutions between the 1980 and 1981 interviews but who were not included in another responding FU for 1981. All such individuals were nonresponse.
44	0.3	81-89.	Individuals who were living in 1980 but who died by the time of the 1981 interview
27,094		00.	Born or moved in after the 1981 interview; from Latino sample (V30001=7001-9043); main family nonresponse by 1981 or splitoff nonresponse by 1980 (V30343=0000)

**V30345 'RELATIONSHIP TO HEAD 81' TLOC= 730- 731**1981 Relationship to Head

6,732	39.9	01.	Head in 1981; 1980 Head who was mover-out nonresponse by the time of the 1981 interview
3,896	22.5	02.	Wife in 1981; 1980 Wife who was mover-out nonresponse by the time of the 1981 interview
7,975	35.8	03.	Son or daughter; includes stepchildren and adopted children
127	0.4	04.	Brother or sister of Head
95	0.3	05.	Father or mother of Head
503	0.7	06.	Grandchild or great-grandchild
267	0.2	07.	Other relative; includes in-laws
183	0.1	08.	Nonrelative
18	0.1	09.	Husband of Head (i.e., Wife was Head of FU)

27,094 00. From Latino sample (V30001=7001-9043); born or moved in after the 1981 interview (V30343>0000 and V30344=00); main family nonresponse by 1981 or mover-out nonresponse by 1980 (V30343=0000)

**V30346 'AGE OF INDIVIDUAL 81' TLOC= 732- 733 MD=99**

Age at the Time of the 1981 Interview

The values for this variable in the range 02-97 represent the actual age of the individual in years.

- 01. Newborn up to second birthday
- 98. 98 years old or more
- 99. NA; DK

00. From Latino sample (V30001=7001-9043); born or moved in after the 1981 interview (V30343>0000 and V30344=00); main family nonresponse by 1981 or mover-out nonresponse by 1980 (V30343=0000)

**V30347 'MARR PAIRS INDICATOR 81' TLOC= 734**

1981 Married Pairs Indicator

This variable links pairs of individuals who were married or permanently cohabiting at the time of the 1981 interview. The spouses in the first such pair within a family unit each receive a code value of 1 here; the second, a value of 2, etc. Usually, the first married pair consists of Head and Wife/"Wife" or Head and Husband of Head.

- 0. Inap.: not married; spouse was not in FU at the time of the 1981 interview; from Latino sample (V30001=7001-9043); born or moved in after the 1981 interview (V30343>0000 and V30344=00); main family nonresponse by 1981 or mover-out nonresponse by 1980 (V30343=0000)

**V30348 'WHETHER MOVED IN/OUT 81' TLOC= 735**

1981 Moved In/Moved Out Indicator

1,357	3.8	1.	Moved in or born between the 1980 and 1981 interviews; splitoff in 1981
84	0.1	2.	Appeared; did not move in between the 1980 and 1981 interviews, but not included in FU for 1980 (i.e., listing error)
434	0.4	5.	Moved out of FU or out of an institution between the 1980 and 1981 interviews and was not included in a 1981 panel FU
123	0.8	6.	Moved out of FU and into an institution between the 1980 and 1981 interviews
44	0.3	7.	Living in 1980 but died by the time of the 1981 interview
34	0.1	8.	Disappeared; moved out prior to the 1980 interview, but included in FU for 1980 (usually a listing error)
44,814	94.6	0.	Inap.: in main family in both 1980 and 1981; from Latino sample (V30001=7001-9043); in an institution in both 1980 and 1981 (V30314=51-59 and V30344=51-59); born or moved in after the 1981 interview (V30343>0000 and V30344=00); main family nonresponse by 1981 or mover-out nonresponse by 1980 (V30343=0000)

**V30349 'MONTH MOVED IN/OUT 81' TLOC= 736- 737 MD=99**

Month Moved In or Out

124	0.3	01.	January
119	0.3	02.	February
104	0.2	03.	March
70	0.2	04.	April
99	0.2	05.	May
159	0.4	06.	June
137	0.3	07.	July
145	0.4	08.	August
173	0.6	09.	September
102	0.2	10.	October

534 - 1981 INDIVIDUAL DATA

126	0.3	11.	November
122	0.3	12.	December
89	0.1	99.	NA; DK
45,321	96.3	00.	Inap.: splitoff; from Latino sample (V30001=7001-9043); moved from institution to own FU between the 1980 and 1981 interviews and was not interviewed for 1981 (V30314=51-59 and V30344=71-80); born or moved in after the 1981 interview (V30343>0000 and V30344=00); main family nonresponse by 1981 or mover-out nonresponse by 1980 (V30343=0000); in an institution in both 1980 and 1981 (V30344=51-59 and V30348=0); stayed in main family (V30344=01-20 and V30348=0)

V30350 'YEAR MOVED IN/OUT 81' TLOC= 738- 739 MD=99

Year Moved In or Out

The last two digits of the year the move occurred are coded here. For example, a value of 81 indicates a move during the year 1981.

- 99. NA; DK
- 00. Inap.: from Latino sample (V30001=7001-9043); moved from institution to own FU between the 1980 and 1981 interviews and was not interviewed for 1981 (V30314=51-59 and V30344=71-80); born or moved in after the 1981 interview (V30343>0000 and V30344=00); main family nonresponse by 1981 or mover-out nonresponse by 1980 (V30343=0000); in an institution in both 1980 and 1981 (V30344=51-59 and V30348=0); stayed in main family (V30344=01-20 and V30348=0); splitoff (V30348=1 and V30349=00)

V30351 'HR/WEEK ON HOUSEWRK 81' TLOC= 740- 741 MD=99

- J5. About how much time does your (wife/friend) spend on housework in an average week -- I mean time spent cooking, cleaning, and doing other work around the house?
- J6. About how much time do you (HEAD) spend on housework in an average week? (I mean time spent cooking, cleaning, and doing other work around the house?)
- J8. Does anyone else here in the household help with the housework?
- J9. Who is that?
- J10. About how much time does (he/she) spend on housework in an average week?

The values for this variable in the range 01-97 represent the actual housework hours done per week by this individual.

- 98. 98 hours per week or more
- 99. NA; DK
- 00. Inap.: none; from Latino sample (V30001=7001-9043); born or moved in after the 1981 interview (V30343>0000 and V30344=00); main family nonresponse by 1981 or mover-out nonresponse by 1980 (V30343=0000); in an institution at time of 1981 interview or mover-out nonresponse from 1981 (V30344=51-89)

V30352 'RESPONDENT? 81' TLOC= 742 MD=9

M41. Who was your Respondent? Indicate relationship to Head

6,589	41.5	1.	This individual was respondent
13,190	58.5	5.	This individual was <u>not</u> respondent; includes institutionalized individuals and mover-out nonresponse from 1981 (V30344=51-89)
17	0.1	9.	NA; DK
27,094		0.	From Latino sample (V30001=7001-9043); born or moved in after the 1981 interview (V30343>0000 and V30344=00); main family nonresponse by 1981 or mover-out nonresponse by 1980 (V30343=0000)

V30353 'EMPLOYMENT STAT 81' TLOC= 743 MD=9

- C1. We would like to know about what you do--are you (HEAD) working now, looking for work, retired, a student, (a housewife), or what?  
 F2. We would like to know what your (wife/friend) does--is she working now, looking for work, retired, a student, a housewife, or what?  
 K33. We would like to know what (INDIVIDUAL) does--is (he/she) working now, looking for work, retired, a student, keeping house, or what?

7,587	42.6	1.	Working now
176	0.7	2.	Only temporarily laid off
837	2.6	3.	Looking for work, unemployed
985	8.1	4.	Retired
487	2.1	5.	Permanently disabled
2,054	11.9	6.	Housewife; keeping house
1,213	5.6	7.	Student
34	0.1	8.	Other
61	0.1	9.	NA; DK
33,456	26.3	0.	Inap.: from Latino sample (V30001=7001-9043); born or moved in after the 1981 interview (V30343>0000 and V30344=00); main family nonresponse by 1981 or mover-out nonresponse by 1980 (V30343=0000); mover-out nonresponse for 1981 only if deceased (V30344=81-89); in an institution in both 1980 and 1981 (V30344=51-59 and V30348=0); not a person age 16 or older (V30346=01-15)

**V30354 'WHETHER STUDENT 81' TL0C= 744 MD=9**

- K44. During 1980 was (he/she) enrolled in school as a full-time or part-time student?

1,407	6.6	1.	Full-time student
174	0.7	3.	Part-time student
1,426	4.6	5.	Not enrolled in school
36	0.0	9.	NA; DK
43,847	88.1	0.	Inap.: from Latino sample (V30001=7001-9043); born or moved in after the 1981 interview (V30343>0000 and V30344=00); main family nonresponse by 1981 or mover-out nonresponse by 1980 (V30343=0000); in an institution in both 1980 and 1981 (V30344=51-59 and V30348=0); Head or Wife in 1981 (V30344=01-20 and V30345=01 or 02); not a person age 16 or older (V30346=01-15)

**V30355 '# WEEKS IN SCHOOL 81' TL0C= 745- 746 MD=99**

- K45. How many weeks did (he/she) attend school in 1980?

The values for this variable in the range 01-52 represent the actual number of weeks this individual was reported to have spent attending school during 1980.

98. Don't know  
 99. NA  
 00. Inap.: from Latino sample (V30001=7001-9043); born or moved in after the 1981 interview (V30343>0000 and V30344=00); main family nonresponse by 1981 or mover-out nonresponse by 1980 (V30343=0000); Head or Wife in 1981 (V30344=01-20 and V30345=01 or 02); in an institution in both 1980 and 1981 (V30344=51-59 and V30348=0); not a person age 16 or older (V30346=01-15); not enrolled in school during 1980 (V30354=5 or 9)

**V30356 'COMPLETED EDUC 81' TL0C= 747- 748 MD=99**

- K46. What is the highest grade or year of school that (he/she) has completed?

The values for this variable (01-16) represent the actual grade of school completed, e.g., a value of 08 indicates that this individual completed the eighth grade by the time of the 1981 interview. A code value of 16 indicates that this individual is at least a college graduate. This variable contains values for 1981 Heads (from 1981 V8039) and Wives/"Wives" (from 1981 V7998), although information about completed education is not asked annually for them as it is for other family unit members. Recency of

Heads' data can be ascertained by searching backward through the series of variables for whether the family has a new Head (1981 V8009, 1980 V7357, 1979 V6724, 1978 V6127, 1977 V5578, and 1976 V4658). Education information was obtained for all Heads in 1975. Recency of Wives/"Wives'" data can be ascertained by searching backward through the series of variables for whether the family has a new Wife/"Wife" (1981 V7997, 1980 V7345, 1979 V6712, 1978 V6115, 1977 V5566, and 1976 V4694). Education information was obtained for all Wives/"Wives" in 1975 and was collected again in 1976 (V4755) if the Wives/"Wives'" questionnaire was asked. Values of 17 from 1981 V7998 or V8039 were recoded to 16 here to ensure comparability of Heads and Wives/"Wives" with other family unit members.

99. NA; DK

00. Inap.: from Latino sample (V30001=7001-9043); born or moved in after the 1981 interview (V30343>0000 and V30344=00); main family nonresponse by 1981 or mover-out nonresponse by 1980 (V30343=0000); in an institution in both 1980 and 1981 (V30344=51-59 and V30348=0); not a person age 16 or older (V30346=01-15)

**V30357 'TYPE TXBL INCOME 1980 81' TL0C= 749**

TYPE OF TAXABLE INCOME RECEIVED DURING 1980:

K34. During 1980 did (he/she) have a full-time or part-time job (not counting work around the house)?

K40. What was that from?

7,718	37.1	1.	Labor income only
496	5.1	2.	Asset income only
2,139	17.0	3.	Both labor and asset income
36,537	40.8	0.	Inap.: no taxable income; from Latino sample (V30001=7001-9043); born or moved in after the 1981 interview (V30343>0000 and V30344=00); main family nonresponse by 1981 or mover-out nonresponse by 1980 (V30343=0000); in an institution in both 1980 and 1981 (V30344=51-59 and V30348=0)

**V30358 'TOT TXBL INCOME 80 81' TL0C= 750- 754**

TOTAL 1980 TAXABLE MONEY INCOME OF THIS INDIVIDUAL:

K36. About how much did (he/she) earn from work last year?

K41. How much was that last year?

The values for this variable in the range 00001-99998 indicate the amount of total taxable income received in whole dollars. All missing data were assigned. For Heads or Wives, the values here are labor income of each plus one-half of their combined asset income.

99999. \$99,999 or more

00000. Inap.: from Latino sample (V30001=7001-9043); born or moved in after the 1981 interview (V30343>0000 and V30344=00); main family nonresponse by 1981 or mover-out nonresponse by 1980 (V30343=0000); in an institution in both 1980 and 1981 (V30344=51-59 and V30348=0); no taxable income (V30357=0)

**V30359 'ACC TOT TXBL Y 80 81' TL0C= 755**

Accuracy of 1980 Taxable Income for This Individual

132	0.7	1.	Minor assignment
650	2.0	2.	Major assignment
1,149	7.6	9.	Accuracy code not correctly calculated
44,959	89.6	0.	Inap.: no assignment; from Latino sample (V30001=7001-9043); born or moved in after the 1981 interview (V30343>0000 and V30344=00); main family nonresponse by 1981 or mover-out nonresponse by 1980 (V30343=0000); in an institution in both 1980 and 1981 (V30344=51-59 and V30348=0); no taxable income (V30357=0)

**V30360 'ANN WORK HRS 80 81' TL0C= 756- 759**



## WORK HOURS IN 1980:

K37. About how many weeks did (he/she) work last year?

K38. During the weeks that (he/she) worked, about how many hours did (he/she) usually work per week?

The values for this variable indicate the actual hours worked in 1980. All missing data were assigned.

0000. Inap.: from Latino sample (V30001=7001-9043); born or moved in after the 1981 interview (V30343>0000 and V30344=00); main family nonresponse by 1981 or mover-out nonresponse by 1980 (V30343=0000); in an institution in both 1980 and 1981 (V30344=51-59 and V30348=0); did not work (V30357=0 or 2)

V30361 'ACC ANN WRK HRS 80 81' TL0C= 760

Accuracy of This Individual's Work Hours in 1980

521	2.4	1.	Minor assignment
387	1.8	2.	Major assignment
45,982	95.8	0.	Inap.: no assignment; from Latino sample (V30001=7001-9043); born or moved in after the 1981 interview (V30343>0000 and V30344=00); main family nonresponse by 1981 or mover-out nonresponse by 1980 (V30343=0000); in an institution in both 1980 and 1981 (V30344=51-59 and V30348=0); did not work (V30357=0 or 2)

V30362 'ANN UNEMP HRS 80 81' TL0C= 761- 764

## ANNUAL HOURS OF UNEMPLOYMENT IN 1980:

K42. During 1980 was there any time when (he/she) was laid off or looking for work and could not find a job?

K43. About how many weeks was that?

The values for this variable in the range 0001-2080 indicate the actual weeks unemployed or on strike in 1980 multiplied by 40 to produce annual hours. All missing data were assigned.

0000. Inap.: was not looking for work; from Latino sample (V30001=7001-9043); born or moved in after the 1981 interview (V30343>0000 and V30344=00); main family nonresponse by 1981 or mover-out nonresponse by 1980 (V30343=0000); in an institution in both 1980 and 1981 (V30344=51-59 and V30348=0)

V30363 'ACC ANN UNEMP HR 80 81' TL0C= 765

Accuracy of This Individual's Unemployment Hours in 1980

35	0.1	1.	Minor assignment
53	0.1	2.	Major assignment
46,802	99.8	0.	Inap.: no assignment; from Latino sample (V30001=7001-9043); born or moved in after the 1981 interview (V30343>0000 and V30344=00); main family nonresponse by 1981 or mover-out nonresponse by 1980 (V30343=0000); in an institution in both 1980 and 1981 (V30344=51-59 and V30348=0); was not looking for work (V30362=0000)

V30364 'TYPE TRANSFER Y 80 81' TL0C= 766- 767

## TYPE OF TRANSFER INCOME RECEIVED DURING 1980:

K39. Did (he/she) have any other income last year?

K40. What was that from?

278	0.8	01.	ADC, AFDC only
132	0.5	02.	Supplemental Security Income (SSI) only
154	0.4	03.	Other welfare only
904	6.6	04.	Social Security only
230	1.6	05.	Other retirement pay, pensions, or annuities only
561	3.1	06.	Unemployment compensation only
97	0.5	07.	Workmen's compensation only
146	1.0	08.	Child support only
272	1.5	09.	Help from relatives only

538 - 1981 INDIVIDUAL DATA

294	1.4	10.	Other transfers only
1,180	7.7	15.	More than one of the above; any combination
42,642	74.9	00.	Inap.: no transfer income; from Latino sample (V30001=7001-9043); born or moved in after the 1981 interview (V30343>0000 and V30344=00); main family nonresponse by 1981 or mover-out nonresponse by 1980 (V30343=0000); in an institution in both 1980 and 1981 (V30344=51-59 and V30348=0)

**V30365 'TOT TRANSFER Y 80 81' TL0C= 768- 772**

TOTAL 1980 TRANSFER MONEY INCOME OF THIS INDIVIDUAL:  
 K39. Did (he/she) have any (other) income last year?  
 K40. What was that from?  
 K41. How much was that last year?

---

The values for this variable in the range 00001-99998 indicate the amount of total transfer income received in whole dollars. All missing data were assigned.

99999.	\$99,999 or more
00000.	Inap.: from Latino sample (V30001=7001-9043); born or moved in after the 1981 interview (V30343>0000 and V30344=00); main family nonresponse by 1981 or mover-out nonresponse by 1980 (V30343=0000); in an institution in both 1980 and 1981 (V30344=51-59 and V30348=0); no transfer income (V30364=00)

**V30366 'ACC TOT TRNSFR Y 80 81' TL0C= 773**

Accuracy of 1980 Transfer Income for This Individual

---

72	0.3	1.	Minor assignment
116	0.5	2.	Major assignment
46,702	99.2	0.	Inap.: no assignment; from Latino sample (V30001=7001-9043); born or moved in after the 1981 interview (V30343>0000 and V30344=00); main family nonresponse by 1981 or mover-out nonresponse by 1980 (V30343=0000); in an institution in both 1980 and 1981 (V30344=51-59 and V30348=0); no transfer income (V30364=00)

**V30367 'MONTH S/O FAM FORMED 81' TL0C= 774- 775 MD=99**

Month Splitoff Moved Out of Main Family Unit

---

Refer to Section I, Part 5 of this volume for details of this variable's generation.

54	0.2	01.	January
29	0.1	02.	February
24	0.1	03.	March
14	0.1	04.	April
31	0.1	05.	May
61	0.2	06.	June
17	0.0	07.	July
51	0.2	08.	August
33	0.1	09.	September
30	0.1	10.	October
34	0.1	11.	November
44	0.1	12.	December
37	0.3	98.	Moved out of an institution
38	0.0	99.	NA; DK
46,393	98.3	00.	Inap.: from Latino sample (V30001=7001-9043); born or moved in after the 1981 interview (V30343>0000 and V30344=00); main family nonresponse by 1981 or mover-out nonresponse by 1980 (V30343=0000); not a splitoff in 1981 (V30348≠1 or V30348=1 and V30349≠00)

**V30368 'YEAR S/O FAM FORMED 81' TL0C= 776- 777 MD=99**

Year Splitoff Moved Out of Main Family Unit

---

The last two digits of the year the move occurred are coded here. For example, a value of 81 indicates a move during the year 1981. Refer to Section I, Part 5 of this volume for details of this variable's generation.

- 98. Moved out of an institution
- 99. NA year
- 00. Inap.: from Latino sample (V30001=7001-9043); born or moved in after the 1981 interview (V30343>0000 and V30344=00); main family nonresponse by 1981 or mover-out nonresponse by 1980 (V30343=0000); not a splitoff in 1981 (V30348#1 or V30348=1 and V30349#00)

**V30369 'MAIN FAM ID FOR S/O 81' TL0C= 778- 781**

1981 ID Number of the Main Family from which this Individual's Splitoff Family Was Formed

Actual 1981 ID Numbers (0001-6620) were coded for individuals who moved out of main families or institutions to form splitoff families.

- 9997. This splitoff individual did not move out of a main family or institution, e.g., nonsample Heads, Wives, or others who appeared for the first time in the 1981 splitoff family; children newly born in, etc.
- 0000. Inap.: from Latino sample (V30001=7001-9043); born or moved in after the 1981 interview (V30343>0000 and V30344=00); main family nonresponse by 1981 or mover-out nonresponse by 1980 (V30343=0000); not a splitoff in 1981 (V30348#1 or V30348=1 and V30349#00)

**V30370 'TYPE OF IND RECORD 81' TL0C= 782- 783 MD=99**

Type of Individual Data Record in 1981

All individuals who became main family nonresponse in 1981 have 1981 ID numbers equal to 0000 and zero data values for 1981, but have nonzero data values for their 1980 records. Mover-out nonresponse individuals for 1981 have nonzero data for 1981 just as response individuals do; however, the movers-out have 1981 sequence numbers in the range 51-89. Codes 01-04 below apply to main family nonresponse individuals only; codes 06-08 are reserved for mover-out nonresponse.

- 213 01. This sample member was 18 years old or older at the time of main family nonresponse and had been in the FU in 1980.
- 112 02. This sample member was less than 18 at the time of main family nonresponse and had been in the FU in 1980.
- 121 03. This nonsample individual had been in the 1980 FU, and this FU became nonresponse in 1981.
- 4 04. This sample member had been in an institution in 1980 but his or her main family became nonresponse in 1981.
- 340 05. This sample member, although connected with a 1981 response family, was in an institution at the time of the 1981 interview.
- 76 06. This sample individual was 18 years old or older and moved out or died between the 1980 and 1981 interviews.
- 68 07. This sample member was less than 18 and moved out or died between the 1980 and 1981 interviews.
- 364 08. This nonsample individual moved out or died between the 1980 and 1981 interviews.
- 16,466 09. This individual had not been born or moved in by the time of the 1981 interview; individual from Latino sample (V30001=7001-9043)
- 10,178 10. This individual had become nonresponse by the time of the 1980 interview.
- 99. NA; DK
- 18,948 00. Inap.: in a panel family in 1981 (V30344=01-20).

**V30371 'WHY NONRESPONSE 81' TL0C= 784- 785 MD=99**

Reason for NonFU Membership in 1981

## 540 - 1981 INDIVIDUAL DATA

Individuals ineligible for the interview consist of those who were too young (under 18 years old) or who are not sample members.

228	01.	Refusal by all eligible/available FU members.
	02.	No-one at home for contact during the interviewing period.
4	03.	Respondent absent; some FU member contacted, but not the appropriate respondent.
146	04.	Lost; unable to locate any member of the FU at all.
2	05.	FU is located too far away for interviewer contact.
114	11.	This individual was in the armed forces.
158	12.	This individual was in an educational institution.
19	13.	This individual was in a health care facility
27	14.	This individual was in jail or prison
25	19.	This individual was in some other type of institution, for example, a religious order. Cases in which the type of institution is unknown are included here, also.
	21.	This individual was not eligible for the interview and the Head or the Wife, whichever is the sample member, became main family nonresponse because he/she was institutionalized by joining the armed forces.
	22.	This individual was not eligible for the interview and became main family nonresponse because the Head or Wife, whichever is sample, became institutionalized by entering an educational institution.
	23.	This individual was not eligible for the interview and became main family nonresponse because the Head or Wife, whichever is the sample member, became institutionalized by entering a health care facility.
	24.	This individual was not eligible for the interview and became main family nonresponse because the Head or Wife, whichever is the sample member, became institutionalized through imprisonment.
3	29.	This individual was not eligible for the interview and became main family nonresponse because the Head or Wife, whichever is sample, became institutionalized by some means other than the above; for example, he/she may have entered a religious order. Cases in which the type of institution is unknown are included here, also.
14	31.	This individual was unable to cooperate through disability.
6	32.	This individual was not eligible for the interview and the Head or Wife, whichever is sample, was unable to cooperate through disability.
89	41.	This individual died between the 1980 and 1981 interviews.
29	42.	This individual was not eligible for the interview and became main family nonresponse because the Head or Wife, whichever is sample, died.
	51.	This individual, although followed for interview, was discovered to be nonsample: office error.
4	52.	This individual should have been followed but was not: office error.
1	53.	This individual was mistakenly included in two or more response families at once; this record is the duplicate, or erroneous, one.
	54.	Listing error: this individual never existed or was not really living in the FU.
8	59.	Other office error
	91.	This sample individual moved out of the 1981 main family and was eligible for interviewing but the reason for nonresponse is NA.
419	92.	Individual moved out of the 1981 main family and was not eligible for interviewing because he/she was either nonsample or too young.
	93.	The Head or Wife of this FU, whichever is sample, united with another FU; this individual was not eligible for the interview and therefore became nonresponse.
16,466	97.	This individual had not been born or moved in by the time of the 1981 interview (V30343>0000 and V30344=00); individual from Latino sample (V30001=7001-9043)

10,178            98. This individual became main family or mover-out  
nonresponse by 1980 (V30313=0000 and V30343=0000 or  
V30313>0000 and V30314=71-89 and V30343=0000)

2                99. NA; DK

18,948           00. Inap.: in a panel family in 1981 (V30344=01-20)

**V30372 'INDIVIDUAL WEIGHT 81' TL0C= 786- 788**1979 Individual Weight, Updated for 1981

This variable is nonzero only for sample members associated with a 1981 panel family. Sample members born into the family in 1981 receive either the average of the Head's and spouse's weights or, in the event of a single Head, the child receives the Head's weight. Those sample members returning to a panel family after becoming nonresponse receive the same weight that they had in the last year that they had nonzero data. Refer to Section I, Part 5 for details on the weights themselves.

OSIRIS USERS: Note that this variable is defined in the dictionary as having one decimal place.

00. From Latino sample (V30001=7001-9043); born or moved in after the 1981 interview (V30343>0000 and V30344=00); main family nonresponse by 1981 or mover-out nonresponse by 1980 (V30343=0000); nonsample individual (V30002=170-228)

**1982 INDIVIDUAL VARIABLES:** Distributions are calculated for all cases using the 1982 weight (V30398) for the percents.

**V30373 '1982 INTERVIEW NUMBER 82' TL0C= 789- 792**1982 Interview Number (1982 ID Number)

The values for this variable in the range 0001-6742 represent the 1982 ID number of the interview in which this individual was included in 1982. Individuals moving in or born subsequent to the 1982 interview received the 1982 ID number of the family to which they moved.

0000. Main family nonresponse by 1982 or mover-out nonresponse by 1981; from Latino sample (V30001=7001-9043)

**V30374 'SEQUENCE NUMBER 82' TL0C= 793- 794**1982 Sequence Number

This sequence number variable provides a means of identifying an individual's status with regard to the FU at the time of the 1982 interview.

19,172    96.9    01-20. Individuals in the family at the time of the 1982  
interview

328       2.1    51-59. Individuals in institutions at the time of the 1982  
interview

538       0.6    71-80. Individuals who moved out of the FU or out of  
institutions between the 1981 and 1982 interviews but  
who were not included in another responding FU for  
1982. All such individuals were nonresponse.

74        0.4    81-89. Individuals who were living in 1981 but died by the  
time of the 1982 interview

26,778            00. Born or moved in after the 1982 interview; from Latino  
sample (V30001=7001-9043); main family nonresponse by  
1982 or mover-out nonresponse by 1981 (V30373=0000)

**V30375 'RELATIONSHIP TO HEAD 82' TL0C= 795- 796**1982 Relationship to Head

6,874    40.5    01. Head in 1982; 1981 Head who was mover-out nonresponse by  
the time of the 1982 interview

3,926    22.3    02. Wife in 1982; 1981 Wife who was mover-out nonresponse by  
the time of the 1982 interview

## 542 - 1982 INDIVIDUAL DATA

8,034	35.3	03.	Son or daughter; includes stepchildren and adopted children
134	0.4	04.	Brother or sister of Head
106	0.3	05.	Father or mother of Head
520	0.7	06.	Grandchild or great-grandchild
261	0.3	07.	Other relative; includes in-laws
238	0.1	08.	Nonrelative
19	0.1	09.	Husband of Head (i.e., wife was Head of FU)
26,778		00.	From Latino sample (V30001=7001-9043); born or moved in after the 1982 interview (V30373>0000 and V30374=00); main family nonresponse by 1982 or mover-out nonresponse by 1981 (V30373=0000)

**V30376 'AGE OF INDIVIDUAL 82' TLOC= 797- 798 MD=99**

Age at the Time of the 1982 Interview

The values for this variable in the range 02-97 represent the actual age of the individual in years.

01.	Newborn up to second birthday
98.	98 years old or more
99.	NA; DK
00.	From Latino sample (V30001=7001-9043); born or moved in after the 1982 interview (V30373>0000 and V30374=00); main family nonresponse by 1982 or mover-out nonresponse by 1981 (V30373=0000)

**V30377 'MARR PAIRS INDICATOR 82' TLOC= 799**

1982 Married Pairs Indicator

This variable links pairs of individuals who were married or permanently cohabiting at the time of the 1982 interview. The spouses in the first such pair within a family unit each receive a code value of 1 here; the second, a value of 2, etc. Usually, the first married pair consists of Head and Wife/ "Wife" or Head and Husband of Head.

0.	Inap.: not married; spouse was not in FU at the time of the 1982 interview; from Latino sample (V30001=7001-9043); born or moved in after the 1982 interview (V30373>0000 and V30374=00); main family nonresponse by 1982 or mover-out nonresponse by 1981 (V30373=0000)
----	--

**V30378 'WHETHER MOVED IN/OUT 82' TLOC= 800**

1982 Moved In/Moved Out Indicator

1,407	4.0	1.	Moved in or born between the 1981 and 1982 interviews; splitoff in 1982
95	0.0	2.	Appeared; did not move in between the 1981 and 1982 interviews, but not included in FU for 1981 (i.e., listing error)
497	0.6	5.	Moved out of FU or out of an institution between the 1981 and 1982 interviews and was not included in a 1982 panel FU
79	0.6	6.	Moved out of FU and into an institution between the 1981 and 1982 interviews
74	0.4	7.	Living in 1981 but died by the time of the 1982 interview
43	0.1	8.	Disappeared; moved out prior to the 1981 interview, but included in FU for 1981 (usually a listing error)
44,695	94.4	0.	Inap.: in main family in both 1981 and 1982; from Latino sample (V30001=7001-9043); in an institution in both 1981 and 1982 (V30344=51-59 and V30374=51-59); born or moved in after the 1982 interview (V30373>0000 and V30374=00); main family nonresponse by 1982 or mover-out nonresponse by 1981 (V30373=0000)

**V30379 'MONTH MOVED IN/OUT 82' TLOC= 801- 802 MD=99**

Month Moved In or Out

131	0.3	01.	January
108	0.2	02.	February

158	0.4	03.	March
154	0.3	04.	April
135	0.3	05.	May
134	0.3	06.	June
97	0.3	07.	July
157	0.4	08.	August
159	0.6	09.	September
131	0.2	10.	October
107	0.2	11.	November
129	0.3	12.	December
85	0.1	99.	NA; DK
45,205	96.3	00.	Inap.: splitoff; from Latino sample (V30001=7001-9043); moved from institution to own FU between the 1981 and 1982 interviews and was not interviewed for 1982 (V30344=51-59 and V30374=71-80); born or moved in after the 1982 interview (V30373>0000 and V30374=00); main family nonresponse by 1982 or mover-out nonresponse by 1981 (V30373=0000); in an institution in both 1981 and 1982 (V30374=51-59 and V30378=0); stayed in main family (V30374=01-20 and V30378=0)

**V30380 'YEAR MOVED IN/OUT 82' TL0C= 803- 804 MD=99**

Year Moved In or Out

The last two digits of the year the move occurred are coded here. For example, a value of 82 indicates a move during the year 1982.

99. NA; DK

00. Inap.: from Latino sample (V30001=7001-9043); moved from institution to own FU between the 1981 and 1982 interviews and was not interviewed for 1982 (V30344=51-59 and V30374=71-80); born or moved in after the 1982 interview (V30373>0000 and V30374=00); main family nonresponse by 1982 or mover-out nonresponse by 1981 (V30373=0000); in an institution in both 1981 and 1982 (V30374=51-59 and V30378=0); stayed in main family (V30374=01-20 and V30378=0); splitoff (V30378=1 and V30379=00)

**V30381 'RESPONDENT?' 82' TL0C= 805 MD=9**

TN1. Who was your Respondent? Indicate relationship to Head:

6,716	42.4	1.	This individual was respondent
13,370	57.5	5.	This individual was <u>not</u> respondent; includes institutionalized individuals and mover-out nonresponse from 1982 (V30374=51-89)

26 0.1 9. NA; DK

26,778 0. From Latino sample (V30001=7001-9043); born or moved in after the 1982 interview (V30373>0000 and V30374=00); main family nonresponse by 1982 or mover-out nonresponse by 1981 (V30373=0000)

**V30382 'EMPLOYMENT STATUS 82' TL0C= 806 MD=9**

- C1. We would like to know about what you do--are you (HEAD) working now, looking for work, retired, a student, (a housewife), or what?  
 F2. We would like to know about what your (wife/friend) does--is she working now, looking for work, retired, a student, a housewife, or what?  
 K37. We would like to know about what (INDIVIDUAL) does--is (he/she) working now, looking for work, retired, a student, keeping house, or what?

7,495	41.5	1.	Working now
217	1.1	2.	Only temporarily laid off
1,040	3.6	3.	Looking for work, unemployed
950	7.5	4.	Retired
495	2.2	5.	Permanently disabled
2,063	11.8	6.	Housewife; keeping house
1,303	6.0	7.	Student
23	0.1	8.	Other
57	0.1	9.	NA; DK

33,247 26.0 0. Inap.: from Latino sample (V30001=7001-9043); born or moved in after the 1982 interview (V30373>0000 and V30374=00); main family nonresponse by 1982 or mover-out nonresponse by 1981 (V30373=0000); mover-out nonresponse for 1982 only if deceased (V30374=81-89); in an institution in both 1981 and 1982 (V30374=51-59 and V30378=0); not a person age 16 or older (V30376=01-15)

**V30383 'WHETHER STUDENT 82' TL0C= 807 MD=9**

K46. During 1981 was (he/she) enrolled in school as a full-time or part-time student?

1,404	6.6	1.	Full-time student
171	0.6	3.	Part-time student
1,496	4.6	5.	Not enrolled in school
54	0.2	9.	NA; DK
43,765	88.1	0.	Inap.: from Latino sample (V30001=7001-9043); born or moved in after the 1982 interview (V30373>0000 and V30374=00); main family nonresponse by 1982 or mover-out nonresponse by 1981 (V30373=0000); Head or Wife in 1982 (V30374=01-20 and V30375=01 or 02); in an institution in both 1981 and 1982 (V30374=51-59 and V30378=0); not a person age 16 or older (V30376=01-15)

**V30384 'COMPLETED EDUCATION 82' TL0C= 808- 809 MD=99**

K47. What is the highest grade or year of school that (he/she) has completed?

The values for this variable (01-16) represent the actual grade of school completed, e.g., a value of 08 indicates that this individual completed the eighth grade by the time of the 1982 interview. A code value of 16 indicates that this individual is at least a college graduate. This variable contains values for 1982 Heads (from 1982 V8663) and Wives/"Wives" (from 1982 V8622), although information about completed education is not asked annually for them as it is for other family unit members. Recency of Heads' data can be ascertained by searching backward through the series of variables for whether the family has a new Head (1982 V8633, 1981 V8009, 1980 V7357, 1979 V6724, 1978 V6127, 1977 V5578, and 1976 V4658). Education information was obtained for all Heads in 1975. Recency of Wives/"Wives" data can be ascertained by searching backward through the series of variables for whether the family has a new Wife/"Wife" (1982 V8621, 1981 V7997, 1980 V7345, 1979 V6712, 1978 V6115, 1977 V5566, and 1976 V4694). Education information was obtained for all Wives/"Wives" in 1975 and was collected again in 1976 (V4755) if the Wives/"Wives" questionnaire was asked. Values of 17 from 1982 V8622 or V8663 were recoded to 16 here to ensure comparability of Heads and Wives/"Wives" with other family unit members.

99. NA; DK

00. Inap.: from Latino sample (V30001=7001-9043); born or moved in after the 1982 interview (V30373>0000 and V30374=00); main family nonresponse by 1982 or mover-out nonresponse by 1981 (V30373=0000); in an institution in both 1981 and 1982 (V30374=51-59 and V30378=0); not a person age 16 or older (V30376=01-15)

**V30385 'TYPE TXBL INCOME 81 82' TL0C= 810**

TYPE OF TAXABLE INCOME RECEIVED DURING 1981:

K38. During 1981 did (he/she) have a full-time or part-time job (not counting work around the house)?

K44. What was that from?

7,663	36.8	1.	Labor income
601	6.0	2.	Asset income
2,156	17.1	3.	Both labor and asset income
36,470	40.1	0.	Inap.: no taxable income; from Latino sample (V30001=7001-9043); born or moved in after the 1982 interview (V30373>0000 and V30374=00); main family nonresponse by 1982 or mover-out nonresponse by 1981 (V30373=0000); in



institution in both 1981 and 1982 (V30374=51-59 and V30378=0)

V30386 'TOT TXBL INCOME 81 82' TL0C= 811- 815

TOTAL 1981 TAXABLE MONEY INCOME OF THIS INDIVIDUAL:

K40. About how much money did (he/she) earn from work last year?

K45. How much was that last year?

The values for this variable in the range 00001-99998 indicate the amount of total taxable income received in whole dollars. All missing data were assigned. For Heads or Wives, the values here are labor income of each plus one-half of their combined asset income.

99999. \$99,999 or more

00000. Inap.: from Latino sample (V30001=7001-9043); born or moved in after the 1982 interview (V30373>0000 and V30374=00); main family nonresponse by 1982 or mover-out nonresponse by 1981 (V30373=0000); in institution in both 1981 and 1982 (V30374=51-59 and V30378=0); no taxable income (V30385=0)

V30387 'ACC TOT TXBL Y 81 82' TL0C= 816

Accuracy of 1981 Taxable Income for This Individual

114	0.7	1.	Minor assignment
621	2.1	2.	Major assignment
1,142	7.5	9.	Accuracy code not correctly calculated
45,013	89.7	0.	Inap.: no assignment; from Latino sample (V30001=7001-9043); born or moved in after the 1982 interview (V30373>0000 and V30374=00); main family nonresponse by 1982 or mover-out nonresponse by 1981 (V30373=0000); in an institution in both 1981 and 1982 (V30374=51-59 and V30378=0); no taxable income (V30385=0)

V30388 'ANN WORK HRS 81 82' TL0C= 817- 820

WORK HOURS IN 1981:

K41. About how many weeks did (he/she) work last year?

K42. During the weeks that (he/she) worked, about how many hours did (he/she) usually work per week?

The values for this variable indicate the actual hours worked in 1981. All missing data were assigned.

0000. Inap.: from Latino sample (V30001=7001-9043); born or moved in after the 1982 interview (V30373>0000 and V30374=00); main family nonresponse by 1982 or mover-out nonresponse by 1981 (V30373=0000); in an institution in both 1981 and 1982 (V30374=51-59 and V30378=0); did not work (V30385=0 or 2)

V30389 'ACC ANN WRK HRS 81 82' TL0C= 821

Accuracy of This Individual's Work Hours in 1981

448	2.1	1.	Minor assignment
362	1.7	2.	Major assignment
46,080	96.2	0.	Inap.: no assignment; from Latino sample (V30001=7001-9043); born or moved in after the 1982 interview (V30373>0000 and V30374=00); main family nonresponse by 1982 or mover-out nonresponse by 1981 (V30373=0000); in an institution in both 1981 and 1982 (V30374=51-59 and V30378=0); did not work (V30385=0 or 2)

V30390 'TYPE TRANSFER Y 81 82' TL0C= 822- 823

TYPE OF TRANSFER INCOME RECEIVED DURING 1981:

K43. Did (he/she) have any other income last year?

K44. What was that from?

281	0.8	01.	ADC, AFDC only
-----	-----	-----	----------------

546 - 1982 INDIVIDUAL DATA

139	0.5	02.	Supplemental Security Income, SSI only
152	0.4	03.	Other Welfare only
958	6.8	04.	Social Security only
241	1.5	05.	Other retirement pay, pensions, or annuities only
602	3.1	06.	Unemployment compensation only
81	0.5	07.	Workmen's Compensation only
156	1.1	08.	Child support only
285	1.6	09.	Help from relatives only
253	1.3	10.	Other transfers only
1	0.0	11.	This code value is erroneous
1,207	8.1	15.	More than one of the above; any combination
42,534	74.3	00.	Inap.: no transfer income; from Latino sample (V30001=7001-9043); born or moved in after the 1982 interview (V30373>0000 and V30374=00); main family nonresponse by 1982 or mover-out nonresponse by 1981 (V30373=0000); in an institution in both 1981 and 1982 (V30374=51-59 and V30378=0)

**V30391 'TOT TRANSFER Y 81 82' TL0C= 824- 828**

TOTAL 1981 TRANSFER MONEY INCOME OF THIS INDIVIDUAL:  
 K43. Did (he/she) have any (other) income last year?  
 K44. What was that from?  
 K45. How much was that last year?

The values for this variable in the range 00001-99998 indicate the amount of total transfer income received in whole dollars. All missing data were assigned.

- 99999. \$99,999 or more
- 00000. Inap.: from Latino sample (V30001=7001-9043); born or moved in after the 1982 interview (V30373>0000 and V30374=00); main family nonresponse by 1982 or mover-out nonresponse by 1981 (V30373=0000); in an institution in both 1981 and 1982 (V30374=51-59 and V30378=0); no transfer income (V30390=00)

**V30392 'ACC TOT TRNSFR Y 81 82' TL0C= 829**

Accuracy of 1981 Transfer Income for This Individual

96	0.5	1.	Minor assignment
103	0.3	2.	Major assignment
46,691	99.2	0.	Inap.: no assignment; from Latino sample (V30001=7001-9043); born or moved in after the 1982 interview (V30373>0000 and V30374=00); main family nonresponse by 1982 or mover-out nonresponse by 1981 (V30373=0000); in an institution in both 1981 and 1982 (V30374=51-59 and V30378=0); no transfer income (V30390=00)

**V30393 'MONTH S/O FAM FORMED 82' TL0C= 830- 831 MD=99**

Month Splitoff Moved Out of Main Family Unit

Refer to Section I, Part 5 of this volume for details of this variable's generation.

37	0.1	01.	January
38	0.1	02.	February
34	0.1	03.	March
33	0.1	04.	April
29	0.2	05.	May
42	0.2	06.	June
26	0.1	07.	July
40	0.2	08.	August
35	0.2	09.	September
40	0.1	10.	October
38	0.2	11.	November
31	0.1	12.	December
39	0.3	98.	Moved out of an institution
37	0.0	99.	NA; DK

46,391 98.1 00. Inap.: from Latino sample (V30001=7001-9043); born or moved in after the 1982 interview (V30373>0000 and V30374=00); main family nonresponse by 1982 or mover-out nonresponse by 1981 (V30373=0000); not a splitoff in 1982 (V30378#1 or V30378=1 and V30379#00)

**V30394 'YEAR S/O FAM FORMED 82' TL0C= 832- 833 MD=99**

Year Splitoff Moved Out of Main Family Unit

The last two digits of the year the move occurred is coded here. For example, a value of 82 indicates a move during the year 1982. Refer to Section I, Part 5 of this volume for details of this variable's generation.

- 98. Moved out of an institution
- 99. NA year
- 00. Inap.: from Latino sample (V30001=7001-9043); born or moved in after the 1982 interview (V30373>0000 and V30374=00); main family nonresponse by 1982 or mover-out nonresponse by 1981 (V30373=0000); not a splitoff in 1982 (V30378#1 or V30378=1 and V30379#00)

**V30395 'MAIN FAM ID FOR S/O 82' TL0C= 834- 837**

1982 ID Number of the Main Family from which this Individual's Splitoff Family Was Formed

Actual 1982 ID Numbers (0001-6742) were coded for individuals who moved out of main families or institutions to form splitoff families.

- 9997. This splitoff individual did not move out of a main family or institution, e.g., nonsample Heads, Wives or others who appeared for the first time in the 1982 splitoff family; children newly born in, etc.
- 0000. Inap.: from Latino sample (V30001=7001-9043); born or moved in after the 1982 interview (V30373>0000 and V30374=00); main family nonresponse by 1982 or mover-out nonresponse by 1981 (V30373=0000); not a splitoff in 1982 (V30378#1 or V30378=1 and V30379#00)

**V30396 'TYPE OF IND RECORD 82' TL0C= 838- 839 MD=99**

Type of Individual Data Record in 1982

All individuals who became main family nonresponse in 1982 have 1982 ID numbers equal to 0000 and zero data values for 1982, but have nonzero data values for their 1981 records. Mover-out nonresponse individuals for 1982 have nonzero data for 1982 just as response individuals do; however, the movers-out have 1982 sequence numbers in the range 51-89. Codes 01-04 below apply to main family nonresponse individuals only; codes 06-08 are reserved for mover-out nonresponse.

- 156 01. This sample member was 18 years old or older at the time of main family nonresponse and had been in the FU in 1981.
- 57 02. This sample member was less than 18 at the time of main family nonresponse and had been in the FU in 1981.
- 56 03. This nonsample individual had been in the 1981 FU, and this FU became nonresponse in 1982.
- 2 04. This sample member had been in an institution in 1981 but his or her main family became nonresponse in 1982.
- 328 05. This sample member, although connected with a 1982 response family, was in an institution at the time of the 1982 interview.
- 100 06. This sample individual was 18 years old or older and moved out or died between the 1981 and 1982 interviews.
- 114 07. This sample member was less than 18 and moved out or died between the 1981 and 1982 interviews.
- 398 08. This nonsample individual moved out or died between the 1981 and 1982 interviews.
- 15,454 09. This individual had not been born or moved in by the time of the 1982 interview; individual from Latino sample (V30001=7001-9043)

548 - 1982 INDIVIDUAL DATA

- 11,053            10. This individual had become nonresponse by the time of the 1981 interview.
99. NA; DK
- 19,172            00. Inap.: in a panel family in 1982 (V30374=01-20).

V30397 'WHY NONRESPONSE            82' TL0C=    840- 841    MD=99

Reason for NonFU Membership in 1982

Individuals ineligible for the interview consist of those who were too young (under 18 years old) or who are not sample members.

- 174            01. Refusal by all eligible/available FU members.
02. No-one at home for contact during the interviewing period.
- 3            03. Respondent absent; some FU member contacted, but not the appropriate respondent.
- 58           04. Lost; unable to locate any member of the FU at all.
05. FU is located too far away for interviewer contact.
- 118            11. This individual was in the armed forces.
- 154            12. This individual was in an educational institution.
- 15            13. This individual was in a health care facility
- 18            14. This individual was in jail or prison
- 27            19. This individual was in some other type of institution, for example, a religious order. Cases in which the type of institution is unknown are included here, also.
21. This individual was not eligible for the interview and the Head or the Wife, whichever is the sample member, became main family nonresponse because he/she was institutionalized by joining the armed forces.
22. This individual was not eligible for the interview and became main family nonresponse because the Head or Wife, whichever is sample, became institutionalized by entering an educational institution.
23. This individual was not eligible for the interview and became main family nonresponse because the Head or Wife, whichever is the sample member, became institutionalized by entering a health care facility.
24. This individual was not eligible for the interview and became main family nonresponse because the Head or Wife, whichever is the sample member, became institutionalized through imprisonment.
- 3            29. This individual was not eligible for the interview and became main family nonresponse because the Head or Wife, whichever is sample, became institutionalized by some means other than the above; for example, he/she may have entered a religious order. Cases in which the type of institution is unknown are included here, also.
- 14            31. This individual was unable to cooperate through disability.
- 2            32. This individual was not eligible for the interview and the Head or Wife, whichever is sample, was unable to cooperate through disability.
- 113            41. This individual died between the 1981 and 1982 interviews.
- 16            42. This individual was not eligible for the interview and became main family nonresponse because the Head or Wife, whichever is sample, died.
51. This individual, although followed for interview, was discovered to be nonsample: office error.
- 9            52. This individual should have been followed but was not: office error.
- 2            53. This individual was mistakenly included in two or more response families at once; this record is the duplicate, or erroneous, one.
54. Listing error: this individual never existed or was not really living in the FU.
59. Other office error
91. This sample individual moved out of the 1982 main family and was eligible for interviewing but the reason for nonresponse is NA.

485	92.	Individual moved out of the 1982 main family and was not eligible for interviewing because he/she was either nonsample or too young.
	93.	The Head or Wife of this FU, whichever is sample, united with another FU; this individual was not eligible for the interview and therefore became nonresponse.
15,454	97.	This individual had not been born or moved in by the time of the 1982 interview (V30373>0000 and V30374=00); individual from Latino sample (V30001=7001-9043)
11,053	98.	This individual became main family or mover-out nonresponse by 1981 (V30343=0000 and V30373=0000 or V30343>0000 and V30344=71-89 and V30373=0000)
	99.	NA; DK
19,172	00.	Inap.: in a panel family in 1982 (V30374=01-20)

**V30398 'INDIVIDUAL WEIGHT 82' TL0C= 842- 844**

1979 Individual Weight, Updated for 1982

This variable is nonzero only for sample members associated with a 1982 panel family. Sample members born into the family in 1982 receive either the average of the Head's and spouse's weights or, in the event of a single Head, the child receives the Head's weight. Those sample members returning to a panel family after becoming nonresponse receive the same weight that they had in the last year that they had nonzero data. Refer to Section I, Part 5 for details on the weights themselves.

OSIRIS USERS: Note that this variable is defined in the dictionary as having one decimal place.

00. From Latino sample (V30001=7001-9043); born or moved in after the 1982 interview (V30373>0000 and V30374=00); main family nonresponse by 1982 or mover-out nonresponse by 1981 (V30373=0000); nonsample individual (V30002=170-228)

**1983 INDIVIDUAL VARIABLES:** Distributions are calculated for all cases using the 1983 weight (V30428) for the percents.

**V30399 '1983 INTERVIEW NUMBER 83' TL0C= 845- 848**

1983 Interview Number (1983 ID Number)

The values for this variable in the range 0001-6852 represent the 1983 ID number of the interview in which this individual was included in 1983. Individuals moving in or born subsequent to the 1983 interview received the 1983 ID number of the family to which they moved.

0000. Main family nonresponse by 1983 or mover-out nonresponse by 1982; from Latino sample (V30001=7001-9043)

**V30400 'SEQUENCE NUMBER 83' TL0C= 849- 850**

1983 Sequence Number

This sequence number variable provides a means of identifying an individual's status with regard to the FU at the time of the 1983 interview.

19,424	97.1	01-20.	Individuals in the family at the time of the 1983 interview
325	2.1	51-59.	Individuals in institutions at the time of the 1983 interview
511	0.5	71-80.	Individuals who moved out of the FU or out of institutions between the 1982 and 1983 interviews but who were not included in another responding FU for 1983. All such individuals were nonresponse.
67	0.3	81-89.	Individuals who were living in 1982 but died by the time of the 1983 interview

26,563 00. Born or moved in after the 1983 interview; from Latino sample (V30001=7001-9043); main family nonresponse by 1983 or mover-out nonresponse by 1982 (V30399=0000)

V30401 'RELATIONSHIP TO HEAD 83' TL0C= 851- 852

1983 Relationship to Head

Note that these relationships are those to the 1982 Head for any individual whose 1983 sequence number (V30400) is greater than 50, that is, has moved out of the FU. Thus, for example, if the 1982 Head is no longer present at the time of the 1983 interview, his or her relationship to Head is coded 10; the new 1983 Head also is coded 10. Therefore, to select current Heads, the user must select those coded 10 in this variable whose sequence numbers (V30400)=01.

6,980	40.7	10.	Head in 1983; 1982 Head who was mover-out nonresponse by the time of the 1983 interview
3,829	22.2	20.	Legal wife in 1983; 1982 wife who was mover-out nonresponse by the time of the 1983 interview
185	0.4	22.	"Wife"--female cohabitor who has lived with Head for a year or more <u>or</u> who was present in the 1982 family, since consecutive interviews may be taken less or more than twelve months apart; 1982 "wife" who was mover-out nonresponse by the time of the 1983 interview
7,270	32.8	30.	Son or daughter of <u>Head</u> (includes adopted children but not stepchildren)
660	1.9	33.	Stepson or stepdaughter of <u>Head</u> (children of legal wife (code 20) who are not children of Head)
101	0.1	35.	Son or daughter of " <u>wife</u> " but not Head (includes only those children whose mother's relationship to Head is 22 but who are not Head's children)
30	0.0	37.	Son-in-law or daughter-in-law of Head (includes stepchildren-in-law)
14	0.0	38.	Foster son or foster daughter, not legally adopted
133	0.4	40.	Brother or sister of Head (includes step and half sisters and brothers)
53	0.1	47.	Brother-in-law or sister-in-law of Head; i.e., brother or sister of legal wife.
1		48.	Brother or sister of Head's cohabitor (the cohabitor's code=22 or 88)
100	0.3	50.	Father or mother of Head (includes stepparents)
53	0.1	57.	Father-in-law or mother-in-law of Head (includes parents of legal wives (code 20) only)
1		58.	Father or mother of Head's cohabitor (the cohabitor's code=22 or 88)
472	0.7	60.	Grandson or granddaughter of Head (includes only <u>legal</u> wife's (code 20) grandchildren; those of a cohabitor are coded 97)
19	0.0	65.	Great-grandson or great-granddaughter of Head (includes only <u>legal</u> wife's (code 20) great-grandchildren; those of a cohabitor are coded 97)
17	0.0	66.	Grandfather or grandmother of Head (includes stepgrandparents)
3		67.	Grandfather or grandmother of legal wife (code 20)
		68.	Greatgrandfather or greatgrandmother of Head
		69.	Greatgrandfather or greatgrandmother of legal wife (code 20)
75	0.1	70.	Nephew or niece of Head
19	0.0	71.	Nephew or niece of legal wife (code 20)
14	0.0	72.	Uncle or Aunt of Head
2		73.	Uncle or Aunt of legal wife (code 20)

13		74.	Cousin of Head
4		75.	Cousin of legal wife (code 20)
32		83.	Children of first-year cohabitor but not of Head (this child's parent is coded 88)
163	0.0	88.	First-year cohabitor of Head
21	0.1	90.	Legal husband of Head
11		95.	Other relative of Head
1		96.	Other relative of legal wife (code 20)
5	0.0	97.	Other relative of cohabitor (the cohabitor's code=22 or 88)
46	0.1	98.	Other nonrelatives (includes homosexual friends, friends of children of the FU, etc.)
26,563		00.	From Latino sample (V30001=7001-9043); born or moved in after the 1983 interview (V30399>0000 and V30400=00); main family nonresponse by 1983 or mover-out nonresponse by 1982 (V30399=0000)

**V30402 'AGE OF INDIVIDUAL 83' TL0C= 853- 854 MD=99**

Age at the Time of the 1983 Interview

The values for this variable in the range 02-97 represent the actual age of the individual reported in years on his or her most recent birthday. See V30425 for an age variable that is generated from birth date information. Consistency of V30402 with V30403-V30404 was not forced unless it was clear that the interviewer made an error in recording the individual's age or birth date.

- 01. Newborn up to second birthday
- 98. 98 years old or more
- 99. NA; DK
- 00. From Latino sample (V30001=7001-9043); born or moved in after the 1983 interview (V30399>0000 and V30400=00); main family nonresponse by 1983 or mover-out nonresponse by 1982 (V30399=0000)

**V30403 'MONTH IND BORN 83' TL0C= 855- 856 MD=99**

Month of Birth

1,765	8.5	01.	January
1,540	7.4	02.	February
1,687	8.3	03.	March
1,500	7.5	04.	April
1,601	8.4	05.	May
1,596	8.2	06.	June
1,677	8.2	07.	July
1,791	9.1	08.	August
1,796	9.1	09.	September
1,696	8.3	10.	October
1,669	8.3	11.	November
1,644	7.8	12.	December
365	0.9	99.	NA; DK
26,563		00.	From Latino sample (V30001=7001-9043); born or moved in after the 1983 interview (V30399>0000 and V30400=00); main family nonresponse by 1983 or mover-out nonresponse by 1982 (V30399=0000)

**V30404 'YEAR IND BORN 83' TL0C= 857- 860 MD=9999**

Year of Birth

The actual year of birth is coded here.

- 9999. NA; DK
- 0000. From Latino sample (V30001=7001-9043); born or moved in after the 1983 interview (V30399>0000 and V30400=00);

main family nonresponse by 1983 or mover-out nonresponse  
by 1982 (V30399=0000)

**V30405 'MARR PAIRS INDICATOR 83' TLOC= 861**

1983 Married Pairs Indicator

This variable links pairs of individuals who were married or permanently cohabiting at the time of the 1983 interview. The spouses in the first such pair within a family unit each receive a code value of 1 here; the second, a value of 2, etc. Usually, the first married pair consists of Head and Wife/"Wife" or Head and Husband of Head.

0. Inap.: not married or cohabiting; spouse was not in FU at the time of the 1983 interview; from Latino sample (V30001=7001-9043); born or moved in after the 1983 interview (V30399>0000 and V30400=00); main family nonresponse by 1983 or mover-out nonresponse by 1982 (V30399=0000)

**V30406 'WHETHER MOVED IN/OUT 83' TLOC= 862**

1983 Moved In/Moved Out Indicator

1,544	4.3	1.	Moved in or born between the 1982 and 1983 interviews; splitoff in 1983
95	0.0	2.	Appeared; did not move in between the 1982 and 1983 interviews, but not included in FU for 1982 (i.e., listing error)
496	0.5	5.	Moved out of FU or out of an institution between the 1982 and 1983 interviews and was not included in a 1983 panel FU
103	0.6	6.	Moved out of FU and into an institution between the 1982 and 1983 interviews
67	0.3	7.	Living in 1982 but died by the time of the 1983 interview
22	0.1	8.	Disappeared; moved out prior to the 1982 interview, but included in FU for 1982 (usually a listing error)
44,563	94.2	0.	Inap.: in main family in both 1982 and 1983; from Latino sample (V30001=7001-9043); in an institution in both 1982 and 1983 (V30374=51-59 and V30400=51-59); born or moved in after the 1983 interview (V30399>0000 and V30400=00); main family nonresponse by 1983 or mover-out nonresponse by 1982 (V30399=0000)

**V30407 'MONTH MOVED IN/OUT 83' TLOC= 863- 864 MD=99**

Month Moved In or Out

134	0.3	01.	January
109	0.2	02.	February
99	0.2	03.	March
131	0.2	04.	April
158	0.4	05.	May
163	0.4	06.	June
136	0.3	07.	July
162	0.4	08.	August
193	0.7	09.	September
134	0.3	10.	October
152	0.3	11.	November
146	0.3	12.	December
78	0.1	99.	NA; DK
45,095	96.1	00.	Inap.: splitoff; from Latino sample (V30001=7001-9043); born or moved in after the 1983 interview (V30399>0000 and V30400=00); main family nonresponse by 1983 or mover-out nonresponse by 1982 (V30399=0000); moved from institution to own FU between the 1982 and 1983 interviews and was not interviewed for 1983 (V30374=51-59 and V30400=71-80); in an institution in both 1982 and 1983 (V30400=51-59 and V30406=0); stayed in main family (V30400=01-20 and V30406=0)

**V30408 'YEAR MOVED IN/OUT 83' TLOC= 865- 866 MD=99**

Year Moved In or Out



The last two digits of the year the move occurred are coded here. For example, a value of 83 indicates a move during the year 1983.

99. NA; DK

00. Inap.: from Latino sample (V30001=7001-9043); born or moved in after the 1983 interview (V30399>0000 and V30400=00); main family nonresponse by 1983 or mover-out nonresponse by 1982 (V30399=0000); moved from institution to own FU between the 1982 and 1983 interviews and was not interviewed for 1983 (V30374=51-59 and V30400=71-80); in an institution in both 1982 and 1983 (V30400=51-59 and V30406=0); stayed in main family (V30400=01-20 and V30406=0); splitoff (V30406=1 and V30407=00)

**V30409 'WEEKLY HOUSEWORK 83' TL0C= 867- 868 MD=99**

- J5. About how much time does your (wife/friend) spend on housework in an average week -- I mean time spent cooking, cleaning, and doing other work around the house?
- J6. About how much time do you (HEAD) spend on housework in an average week? (I mean time spent cooking, cleaning, and doing other work around the house?)
- J8. Does anyone else here in the household help with the housework?
- J9. Who is that?
- J10. About how much time does (he/she) spend on housework in an average week?

The values for this variable in the range 01-97 represent the actual housework hours done per week by this individual.

98. 98 hours per week or more

99. NA; DK

00. Inap.: none; from Latino sample (V30001=7001-9043); born or moved in after the 1983 interview (V30399>0000 and V30400=00); main family nonresponse by 1983 or mover-out nonresponse by 1982 (V30399=0000); in an institution or mover-out nonresponse for 1983 (V30400=51-89)

**V30410 'RESPONDENT?' 83' TL0C= 869 MD=9**

TN1. Who was your Respondent? Indicate relationship to Head:

6,829	42.9	1.	This individual was respondent
13,477	56.9	5.	This individual was <u>not</u> respondent; includes institutionalized individuals and mover-out nonresponse from 1983 (V30400=51-89)
21	0.1	9.	NA; DK
26,563		0.	From Latino sample (V30001=7001-9043); born or moved in after the 1983 interview (V30399>0000 and V30400=00); main family nonresponse by 1983 or mover-out nonresponse by 1982 (V30399=0000)

**V30411 'EMPLOYMENT STATUS 83' TL0C= 870**

C1.			We would like to know about what you do--are you (HEAD) working now, looking for work, retired, a student, (a housewife), or what?
F2.			We would like to know about what your (wife/friend) does--is she working now, looking for work, retired, a student, a housewife, or what?
K37.			We would like to know about what (INDIVIDUAL) does--is (he/she) working now, looking for work, retired, a student, keeping house, or what?
7,613	42.0	1.	Working now
181	0.9	2.	Only temporarily laid off
1,173	3.9	3.	Looking for work, unemployed
1,043	8.3	4.	Retired
416	1.7	5.	Permanently disabled
2,116	12.0	6.	Housewife; keeping house
1,164	5.2	7.	Student
51	0.2	8.	Other
101	0.2	9.	NA; DK

33,032 25.7 0. Inap.: from Latino sample (V30001=7001-9043); born or moved in after the 1983 interview (V30399>0000 and V30400=00); main family nonresponse by 1983 or mover-out nonresponse by 1982 (V30399=0000); mover-out nonresponse for 1983 only if deceased (V30400=81-89); in an institution in both 1982 and 1983 (V30400=51-59 and V30406=0); not a person age 16 or older (V30402=01-15)

**V30412 'WHETHER STUDENT 83' TL0C= 871 MD=9**

K46. During 1982 was (he/she) enrolled in school as a full-time or part-time student?

1,353	6.2	1.	Full-time student
181	0.7	3.	Part-time student
1,546	4.6	5.	Not enrolled in school
56	0.2	9.	NA; DK
43,754	88.4	0.	Inap.: from Latino sample (V30001=7001-9043); born or moved in after the 1983 interview (V30399>0000 and V30400=00); main family nonresponse by 1983 or mover-out nonresponse by 1982 (V30399=0000); Head or Wife in 1983 (V30400=01-20 and V30401=10, 20 or 22); in an institution in both 1982 and 1983 (V30400=51-59 and V30406=0); not a person age 16 or older (V30402=01-15)

**V30413 'COMPLETED EDUCATION 83' TL0C= 872- 873 MD=99**

K47. What is the highest grade or year of school that (he/she) has completed?

The values for this variable in the range 01-16 represent the actual grade of school completed, e.g., a value of 08 indicates that this individual completed the eighth grade by the time of the 1983 interview. A code value of 17 indicates that this individual has completed at least some postgraduate work. This variable contains values for 1983 Heads (from 1983 V9349) and Wives/"Wives" (from 1983 V9308), although information about completed education is not asked annually for them as it is for other family unit members. See family-level V9422 and V9423 for recency of Heads' and Wives/"Wives'" data respectively.

99. NA; DK

00. Inap.: from Latino sample (V30001=7001-9043); born or moved in after the 1983 interview (V30399>0000 and V30400=00); main family nonresponse by 1983 or mover-out nonresponse by 1982 (V30399=0000); in an institution in both 1982 and 1983 (V30400=51-59 and V30406=0); not a person age 16 or older (V30402=01-15)

**V30414 'TYPE TXBL INCOME 82 83' TL0C= 874**

TYPE OF TAXABLE INCOME RECEIVED DURING 1982:

K38. During 1982 did (he/she) have a full-time or part-time job (not counting work around the house)?

K44. What was that from?

7,531	35.8	1.	Labor income
706	7.0	2.	Asset income
2,294	17.9	3.	Both labor and asset income
36,359	39.4	0.	Inap.: no taxable income; from Latino sample (V30001=7001-9043); born or moved in after the 1983 interview (V30399>0000 and V30400=00); main family nonresponse by 1983 or mover-out nonresponse by 1982 (V30399=0000); in an institution in both 1982 and 1983 (V30400=51-59 and V30406=0)

**V30415 'TOT TXBL INCOME 82 83' TL0C= 875- 880**

TOTAL 1982 TAXABLE MONEY INCOME OF THIS INDIVIDUAL:

K40. About how much money did (he/she) earn from work last year?

K45. How much was that last year?

The values for this variable in the range 000001-999998 indicate the amount of total taxable income received in whole dollars. All missing data were assigned. For Heads or Wives, the values here are labor income of each plus one-half of their combined asset income.

999999. \$999,999 or more

000000. Inap.: from Latino sample (V30001=7001-9043); born or moved in after the 1983 interview (V30399>0000 and V30400=00); main family nonresponse by 1983 or mover-out nonresponse by 1982 (V30399=0000); in an institution in both 1982 and 1983 (V30400=51-59 and V30406=0); no taxable income (V30414=0)

V30416 'ACC TOT TXBL Y 82 83' TL0C= 881

Accuracy of 1982 Taxable Income for This Individual

194	0.9	1.	Minor assignment
630	2.4	2.	Major assignment
1,132	7.5	9.	Accuracy code not correctly calculated
44,934	89.2	0.	Inap.: no assignment; from Latino sample (V30001=7001-9043); born or moved in after the 1983 interview (V30399>0000 and V30400=00); main family nonresponse by 1983 or mover-out nonresponse by 1982 (V30399=0000); in an institution in both 1982 and 1983 (V30400=51-59 and V30406=0); no taxable income (V30414=0)

V30417 'ANN WORK HRS 82 83' TL0C= 882- 885

WORK HOURS IN 1982:

K41. About how many weeks did (he/she) work last year?

K42. During the weeks that (he/she) worked, about how many hours did (he/she) usually work per week?

The values for this variable indicate the actual hours worked in 1982. All missing data were assigned.

0000. Inap.: from Latino sample (V30001=7001-9043); born or moved in after the 1983 interview (V30399>0000 and V30400=00); main family nonresponse by 1983 or mover-out nonresponse by 1982 (V30399=0000); in an institution in both 1982 and 1983 (V30400=51-59 and V30406=0); did not work (V30414=0 or 2)

V30418 'ACC ANN WRK HRS 82 83' TL0C= 886

Accuracy of This Individual's Work Hours in 1982

497	2.3	1.	Minor assignment
319	1.5	2.	Major assignment
46,074	96.1	0.	Inap.: no assignment; from Latino sample (V30001=7001-9043); born or moved in after the 1983 interview (V30399>0000 and V30400=00); main family nonresponse by 1983 or mover-out nonresponse by 1982 (V30399=0000); in an institution in both 1982 and 1983 (V30400=51-59 and V30406=0); did not work (V30414=0 or 2)

V30419 'TYPE TRANSFER Y 82 83' TL0C= 887- 888

TYPE OF TRANSFER INCOME RECEIVED DURING 1982:

K43. Did (he/she) have any other income last year?

K44. What was that from?

273	0.8	01.	ADC, AFDC only
135	0.5	02.	Supplemental Security Income, SSI only
172	0.4	03.	Other Welfare only
969	7.0	04.	Social Security only
243	1.6	05.	Other retirement pay, pensions, or annuities only
758	3.9	06.	Unemployment compensation only
74	0.4	07.	Workmen's Compensation only
156	0.9	08.	Child support only
285	1.3	09.	Help from relatives only
267	1.4	10.	Other transfers only

556 - 1983 INDIVIDUAL DATA

1,265	8.3	15.	More than one of the above; any combination
42,293	73.6	00.	Inap.: no transfer income; from Latino sample (V30001=7001-9043); born or moved in after the 1983 interview (V30399>0000 and V30400=00); main family nonresponse by 1983 or mover-out nonresponse by 1982 (V30399=0000); in an institution in both 1982 and 1983 (V30400=51-59 and V30406=0)

**V30420 'TOT TRANSFER Y 82 83' TL0C= 889- 893**

TOTAL 1982 TRANSFER MONEY INCOME OF THIS INDIVIDUAL:  
 K43. Did (he/she) have any (other) income last year?  
 K44. What was that from?  
 K45. How much was that last year?

---

The values for this variable in the range 00001-99998 indicate the amount of total transfer income received in whole dollars. All missing data were assigned.

99999.	\$99,999 or more
00000.	Inap.: from Latino sample (V30001=7001-9043); born or moved in after the 1983 interview (V30399>0000 and V30400=00); main family nonresponse by 1983 or mover-out nonresponse by 1982 (V30399=0000); in an institution in both 1982 and 1983 (V30400=51-59 and V30406=0); no transfer income (V30419=00)

**V30421 'ACC TOT TRNSFR Y 82 83' TL0C= 894**

Accuracy of 1982 Transfer Income for This Individual

85	0.4	1.	Minor assignment
139	0.5	2.	Major assignment
46,666	99.1	0.	Inap.: no assignment; from Latino sample (V30001=7001-9043); born or moved in after the 1983 interview (V30399>0000 and V30400=00); main family nonresponse by 1983 or mover-out nonresponse by 1982 (V30399=0000); in an institution in both 1982 and 1983 (V30400=51-59 and V30406=0); no transfer income (V30419=00)

**V30422 'MONTH S/O FAM FORMED 83' TL0C= 895- 896 MD=99**

Month Splitoff Moved Out of Main Family Unit

Refer to Section I, Part 5 of this volume for details of this variable's generation.

24	0.1	01.	January
23	0.1	02.	February
37	0.1	03.	March
47	0.2	04.	April
52	0.2	05.	May
60	0.2	06.	June
38	0.1	07.	July
26	0.1	08.	August
28	0.1	09.	September
48	0.2	10.	October
25	0.1	11.	November
25	0.1	12.	December
46	0.3	98.	Moved out of an institution
49	0.0	99.	NA; DK
46,362	98.1	00.	Inap.: from Latino sample (V30001=7001-9043); born or moved in after the 1983 interview (V30399>0000 and V30400=00); main family nonresponse by 1983 or mover-out nonresponse by 1982 (V30399=0000); not a splitoff in 1983 (V30406#1 or V30406=1 and V30407#00)

**V30423 'YEAR S/O FAM FORMED 83' TL0C= 897- 898 MD=99**

Year Splitoff Moved Out of Main Family Unit

The last two digits of the year the move occurred are coded here. For example, a value of 83 indicates a move during the year 1983. Refer to Section I, Part 5 of this volume for details of this variable's generation.

- 98. Moved out of an institution
- 99. NA year
- 00. Inap.: from Latino sample (V30001=7001-9043); born or moved in after the 1983 interview (V30399>0000 and V30400=00); main family nonresponse by 1983 or mover-out nonresponse by 1982 (V30399=0000); not a splitoff in 1983 (V30406#1 or V30406=1 and V30407#00)

**V30424 'MAIN FAM ID FOR S/O 83' TL0C= 899- 902**

1983 ID Number of the Main Family from which this Individual's Splitoff Family Was Formed

Actual 1983 ID Numbers (0001-6852) were coded for individuals who moved out of main families or institutions to form splitoff families.

- 9997. This splitoff individual did not move out of a main family or institution, e.g., nonsample Heads, Wives or others who appeared for the first time in the 1983 splitoff family; children newly born in, etc.
- 0000. Inap.: from Latino sample (V30001=7001-9043); born or moved in after the 1983 interview (V30399>0000 and V30400=00); main family nonresponse by 1983 or mover-out nonresponse by 1982 (V30399=0000); not a splitoff in 1983 (V30406#1 or V30406=1 and V30407#00)

**V30425 'AGE FROM BIRTH DATE 83' TL0C= 903- 904 MD=99**

Age at the Time of the 1983 Interview as Generated from Birth Date

The values for this variable in the range 02-97 represent the actual age of the individual in years on his or her most recent birthday. This variable is generated from the reported month and year of birth (V30403-V30404) and the date of interview (V8958) using the following assumptions: if the month of birth is NA (V30403=99), July is assumed; if the date of interview is NA (V8958=9999), assume July and that July birthdays did not yet take place; if the day of the interview is less than the fifteenth day of the month, assume that birthdays in the same month did not yet take place. Consistency with V30402, reported age, has not been forced.

- 01. Newborn up to second birthday
- 98. 98 years old or more
- 99. NA; DK (V30404=9999)
- 00. Inap.: from Latino sample (V30001=7001-9043); born or moved in after the 1983 interview (V30399>0000 and V30400=00); main family nonresponse by 1983 or mover-out nonresponse by 1982 (V30399=0000)

**V30426 'TYPE OF IND RECORD 83' TL0C= 905- 906 MD=99**

Type of Individual Data Record in 1983

All individuals who became main family nonresponse in 1983 have 1983 ID numbers equal to 0000 and zero data values for 1983, but have nonzero data values for their 1982 records. Mover-out nonresponse individuals for 1983 have nonzero data for 1983 just as response individuals do; however, the movers-out have 1983 sequence numbers in the range 51-89. Codes 01-04 below apply to main family nonresponse individuals only; codes 06-08 are reserved for mover-out nonresponse.

- 198 01. This sample member was 18 years old or older at the time of main family nonresponse and had been in the FU in 1982.
- 97 02. This sample member was less than 18 at the time of main family nonresponse and had been in the FU in 1982.
- 62 03. This nonsample individual had been in the 1982 FU, and this FU became nonresponse in 1983.
- 8 04. This sample member had been in an institution in 1982 but his or her main family became nonresponse in 1983.

558 - 1983 INDIVIDUAL DATA

325	05.	This sample member, although connected with a 1983 response family, was in an institution at the time of the 1983 interview.
96	06.	This sample individual was 18 years old or older and moved out or died between the 1982 and 1983 interviews.
76	07.	This sample member was less than 18 and moved out or died between the 1982 and 1983 interviews.
406	08.	This nonsample individual moved out or died between the 1982 and 1983 interviews.
14,394	09.	This individual had not been born or moved in by the time of the 1983 interview; individual from Latino sample (V30001=7001-9043)
11,804	10.	This individual had become nonresponse by the time of the 1982 interview.
	99.	NA; DK
19,424	00.	Inap.: in a panel family in 1983 (V30400=01-20).

V30427 'WHY NONRESPONSE 83' TLOC= 907- 908 MD=99

Reason for NonFU Membership in 1983

Individuals ineligible for the interview consist of those who were too young (under 18 years old) or who are not sample members.

247	01.	Refusal by all eligible/available FU members.
8	02.	No-one at home for contact during the interviewing period.
13	03.	Respondent absent; some FU member contacted, but not the appropriate respondent.
58	04.	Lost; unable to locate any member of the FU at all.
	05.	FU is located too far away for interviewer contact.
112	11.	This individual was in the armed forces.
151	12.	This individual was in an educational institution.
18	13.	This individual was in a health care facility
21	14.	This individual was in jail or prison
28	19.	This individual was in some other type of institution, for example, a religious order. Cases in which the type of institution is unknown are included here, also.
	21.	This individual was not eligible for the interview and the Head or the Wife, whichever is the sample member, became main family nonresponse because he/she was institutionalized by joining the armed forces.
	22.	This individual was not eligible for the interview and became main family nonresponse because the Head or Wife, whichever is sample, became institutionalized by entering an educational institution.
	23.	This individual was not eligible for the interview and became main family nonresponse because the Head or Wife, whichever is the sample member, became institutionalized by entering a health care facility.
	24.	This individual was not eligible for the interview and became main family nonresponse because the Head or Wife, whichever is the sample member, became institutionalized through imprisonment.
2	29.	This individual was not eligible for the interview and became main family nonresponse because the Head or Wife, whichever is sample, became institutionalized by some means other than the above; for example, he/she may have entered a religious order. Cases in which the type of institution is unknown are included here, also.
11	31.	This individual was unable to cooperate through disability.
1	32.	This individual was not eligible for the interview and the Head or Wife, whichever is sample, was unable to cooperate through disability.
103	41.	This individual died between the 1982 and 1983 interviews.
20	42.	This individual was not eligible for the interview and became main family nonresponse because the Head or Wife, whichever is sample, died.
	51.	This individual, although followed for interview, was discovered to be nonsample: office error.
12	52.	This individual should have been followed but was not: office error.

2	53.	This individual was mistakenly included in two or more response families at once; this record is the duplicate, or erroneous, one.
	54.	Listing error: this individual never existed or was not really living in the FU.
1	59.	Other office error
	91.	This sample individual moved out of the 1983 main family and was eligible for interviewing but the reason for nonresponse is NA.
460	92.	Individual moved out of the 1983 main family and was not eligible for interviewing because he/she was either nonsample or too young.
	93.	The Head or Wife of this FU, whichever is sample, united with another FU; this individual was not eligible for the interview and therefore became nonresponse.
14,394	97.	This individual had not been born or moved in by the time of the 1983 interview (V30399>0000 and V30400=00); individual from Latino sample (V30001=7001-9043)
11,804	98.	This individual became main family or mover-out nonresponse by 1982 (V30373=0000 and V30399=0000 or V30373>0000 and V30374=71-89 and V30399=0000)
	99.	NA; DK
19,424	00.	Inap.: in a panel family in 1983 (V30400=01-20)

**V30428 'INDIVIDUAL WEIGHT 83' TL0C= 909- 911**

1979 Individual Weight, Updated for 1983

This variable is nonzero only for sample members associated with a 1983 panel family. Sample members born into the family in 1983 receive either the average of the Head's and spouse's weights or, in the event of a single Head, the child receives the Head's weight. Those sample members returning to a panel family after becoming nonresponse receive the same weight that they had in the last year that they had nonzero data. Refer to Section I, Part 5 for details on the weights themselves.

DSIRIS USERS: Note that this variable is defined in the dictionary as having one decimal place.

00. Inap.: from Latino sample (V30001=7001-9043); born or moved in after the 1983 interview (V30399>0000 and V30400=00); main family nonresponse by 1983 or mover-out nonresponse by 1982 (V30399=0000); nonsample individual (V30002=170-228)

**1984 INDIVIDUAL VARIABLES:** Distributions are calculated for all cases using the 1984 weight (V30462) for the percents.

**V30429 '1984 INTERVIEW NUMBER 84' TL0C= 912- 915**

1984 Interview Number (1984 ID Number)

The values for this variable in the range 0001-6918 represent the 1984 ID number of the interview in which this individual was included in 1984.

0000. Main family nonresponse by 1984 or mover-out nonresponse by 1983; from Latino sample (V30001=7001-9043)

**V30430 'SEQUENCE NUMBER 84' TL0C= 916- 917**

1984 Sequence Number

This sequence number variable provides a means of identifying an individual's status with regard to the FU at the time of the 1984 interview.

19,510 97.1 01-20. Individuals in the family at the time of the 1984 interview

## 560 - 1984 INDIVIDUAL DATA

321	2.2	51-59.	Individuals in institutions at the time of the 1984 interview
502	0.4	71-80.	Individuals who moved out of the FU or out of institutions and established their own households between the 1983 and 1984 interviews
60	0.4	81-89.	Individuals who were living in 1983 but died by the time of the 1984 interview
26.497		00.	Born or moved in after the 1984 interview; from Latino sample (V30001=7001-9043); main family nonresponse by 1984 or mover-out nonresponse by 1983 (V30429=0000)

V30431 'RELATIONSHIP TO HEAD 84' TLOC= 918- 919

1984 Relationship to Head

Note that these relationships are those to the 1983 Head for any individual whose 1984 sequence number (V30430) is greater than 50, that is, has moved out of the FU. Thus, for example, if the 1983 Head is no longer present at the time of the 1984 interview, his or her relationship to Head is coded 10; the new 1984 Head also is coded 10. Therefore, to select current Heads, the user must select those coded 10 in this variable whose sequence numbers (V30430)=01.

7,041	40.4	10.	Head in 1984; 1983 Head who was mover-out nonresponse by the time of the 1984 interview
3,844	21.8	20.	Legal wife in 1984; 1983 wife who was mover-out nonresponse by the time of the 1984 interview
205	0.5	22.	"Wife"--female cohabitor who has lived with Head for a year or more <u>or</u> who was present in the 1983 family, since consecutive interviews may be taken less or more than twelve months apart; 1983 "wife" who was mover-out nonresponse by the time of the 1984 interview
7,259	33.3	30.	Son or daughter of <u>Head</u> (includes adopted children but not stepchildren)
654	2.0	33.	Stepson or stepdaughter of <u>Head</u> (children of legal wife (code 20) who are not children of Head)
113	0.1	35.	Son or daughter of "wife" but not Head (includes only those children whose mother's relationship to Head is 22 but who are not Head's children)
34	0.0	37.	Son-in-law or daughter-in-law of Head (includes stepchildren-in-law)
14	0.0	38.	Foster son or foster daughter, not legally adopted
125	0.4	40.	Brother or sister of Head (includes step and half sisters and brothers)
46	0.1	47.	Brother-in-law or sister-in-law of Head; i.e., brother or sister of legal wife.
2	0.0	48.	Brother or sister of Head's cohabitor (the cohabitor's code=22 or 88)
93	0.2	50.	Father or mother of Head (includes stepparents)
49	0.1	57.	Father-in-law or mother-in-law of Head (includes parents of legal wives (code 20) only)
4		58.	Father or mother of Head's cohabitor (the cohabitor's code=22 or 88)
475	0.8	60.	Grandson or granddaughter of Head (includes only <u>legal</u> wife's (code 20) grandchildren; those of a cohabitor are coded 97)
16	0.0	65.	Great-grandson or great-granddaughter of Head (includes only <u>legal</u> wife's (code 20) great-grandchildren; those of a cohabitor are coded 97)
24	0.0	66.	Grandfather or grandmother of Head (includes stepgrandparents)
3		67.	Grandfather or grandmother of legal wife (code 20)
		68.	Greatgrandfather or greatgrandmother of Head



		69.	Greatgrandfather or greatgrandmother of legal wife (code 20)
64	0.1	70.	Nephew or niece of Head
17	0.0	71.	Nephew or niece of legal wife (code 20)
17	0.0	72.	Uncle or Aunt of Head
2		73.	Uncle or Aunt of legal wife (code 20)
16		74.	Cousin of Head
6		75.	Cousin of legal wife (code 20)
43		83.	Children of first-year cohabitor but not of Head (this child's parent is coded 88)
148		88.	First-year cohabitor of Head
18	0.1	90.	Legal husband of Head
11		95.	Other relative of Head
2		96.	Other relative of legal wife (code 20)
4		97.	Other relative of cohabitor (the cohabitor's code=22 or 88)
44	0.1	98.	Other nonrelatives (includes homosexual friends, friends of children of the FU, etc.)
26,497		00.	From Latino sample (V30001=7001-9043): born or moved in after the 1984 interview (V30429>0000 and V30430=00); main family nonresponse by 1984 or mover-out nonresponse by 1983 (V30429=0000)

**V30432 'AGE OF INDIVIDUAL 84' TL0C= 920- 921 MD=99**

Age at the Time of the 1984 Interview

The values for this variable in the range 02-97 represent the actual age of the individual reported in years on his or her most recent birthday. See V30459 for an age variable that is generated from birth date information. Consistency of V30432 with V30433-V30434 was not forced unless it was clear that the interviewer made an error in recording the individual's age or birth date.

- 01. Newborn up to second birthday
- 98. 98 years old or more
- 99. NA; DK
- 00. From Latino sample (V30001=7001-9043); born or moved in after the 1984 interview (V30429>0000 and V30430=00); main family nonresponse by 1984 or mover-out nonresponse by 1983 (V30436=0000)

**V30433 'MONTH IND BORN 84' TL0C= 922- 923 MD=99**

Month of Birth

1,818	8.5	01.	January
1,566	7.6	02.	February
1,712	8.4	03.	March
1,521	7.5	04.	April
1,625	8.4	05.	May
1,605	8.3	06.	June
1,696	8.3	07.	July
1,796	9.0	08.	August
1,812	9.2	09.	September
1,731	8.5	10.	October
1,680	8.2	11.	November
1,684	7.8	12.	December
147	0.3	99.	NA; DK
26,497		00.	From Latino sample (V30001=7001-9043); born or moved in after the 1984 interview (V30429>0000 and V30430=00); main family nonresponse by 1984 or mover-out nonresponse by 1983 (V30429=0000)

**V30434 'YEAR IND BORN 84' TL0C= 924- 927 MD=9999**

Year of Birth

The actual year of birth is coded here.

9999. NA; DK

0000. From Latino sample (V30001=7001-9043); born or moved in after the 1984 interview (V30429>0000 and V30430=00); main family nonresponse by 1984 or mover-out nonresponse by 1983 (V30429=0000)

**V30435 'MARR PAIRS INDICATOR 84' TLOC= 928**1984 Married Pairs Indicator

This variable links pairs of individuals who were married or permanently cohabiting at the time of the 1984 interview. The spouses in the first such pair within a family unit each receive a code value of 1 here; the second, a value of 2, etc. Usually, the first married pair consists of Head and Wife/"Wife" or Head and Husband of Head.

0. Inap.: not married or cohabiting; spouse was not in FU at the time of the 1984 interview; from Latino sample (V30001=7001-9043); born or moved in after the 1984 interview (V30429>0000 and V30430=00); main family nonresponse by 1984 or mover-out nonresponse by 1983 (V30429=0000)

**V30436 'WHETHER MOVED IN/OUT 84' TLOC= 929**1984 Moved In/Moved Out Indicator

1,451	4.1	1.	Moved in or born between the 1983 and 1984 interviews; splitoff in 1984
93	0.1	2.	Appeared; did not move in between the 1983 and 1984 interviews, but not included in FU for 1983 (i.e., listing error)
485	0.4	5.	Moved out of FU or out of an institution between the 1983 and 1984 interviews and was not included in a 1984 panel FU
81	0.6	6.	Moved out of FU and into an institution between the 1983 and 1984 interviews
60	0.4	7.	Living in 1983 but died by the time of the 1984 interview
23	0.1	8.	Disappeared; moved out prior to the 1983 interview, but included in FU for 1983 (usually a listing error)
44,697	94.4	0.	Inap.: in main family in both 1983 and 1984; from Latino sample (V30001=7001-9043); in an institution in both 1983 and 1984 (V30400=51-59 and V30430=51-59); born or moved in after the 1984 interview (V30429>0000 and V30430=00); main family nonresponse by 1984 or mover-out nonresponse by 1983 (V30429=0000)

**V30437 'MONTH MOVED IN/OUT 84' TLOC= 930- 931 MD=99**Month Moved In or Out

143	0.3	01.	January
108	0.2	02.	February
147	0.4	03.	March
130	0.3	04.	April
155	0.3	05.	May
128	0.3	06.	June
131	0.2	07.	July
140	0.3	08.	August
170	0.7	09.	September
138	0.3	10.	October
127	0.2	11.	November
89	0.2	12.	December
61	0.1	99.	NA; DK
45,223	96.3	00.	Inap.: splitoff; from Latino sample (V30001=7001-9043); born or moved in after the 1984 interview (V30429>0000 and V30430=00); main family nonresponse by 1984 or mover-out nonresponse by 1983 (V30429=0000); moved from institution to own FU between the 1983 and 1984 interviews and was not interviewed for 1984 (V30400=51-59 and V30430=71-80); in

an institution in both 1983 and 1984 (V30430=51-59 and V30436=0); stayed in main family (V30430=01-20 and V30436=0)

V30438 'YEAR MOVED IN/OUT 84' TL0C= 932- 933 MD=99

Year Moved In or Out

The last two digits of the year the move occurred are coded here. For example, a value of 84 indicates a move during the year 1984.

99. NA; DK

00. Inap.: from Latino sample (V30001=7001-9043); born or moved in after the 1984 interview (V30429>0000 and V30430=00); main family nonresponse by 1984 or mover-out nonresponse by 1983 (V30429=0000); moved from institution to own FU between the 1983 and 1984 interviews and was not interviewed for 1984 (V30400=51-59 and V30430=71-80); in an institution in both 1983 and 1984 (V30430=51-59 and V30436=0); stayed in main family (V30430=01-20 and V30436=0); splitoff (V30436=1 and V30437=00)

V30439 'WEEKLY HOUSEWORK 84' TL0C= 934- 935 MD=99

- J2. About how much time does your (wife/friend) spend on housework in an average week -- I mean time spent cooking, cleaning, and doing other work around the house?  
 J3. About how much time do you (HEAD) spend on housework in an average week? (I mean time spent cooking, cleaning, and doing other work around the house?)  
 J5. Does anyone else here in the household help with the housework?  
 J6. Who is that?  
 J7. About how much time does (he/she) spend on housework in an average week?

The values for this variable in the range 01-97 represent the actual housework hours done per week by this individual.

98. 98 hours per week or more

99. NA; DK

00. Inap.: none; from Latino sample (V30001=7001-9043); born or moved in after the 1984 interview (V30429>0000 and V30430=00); main family nonresponse by 1984 or mover-out nonresponse by 1983 (V30429=0000); in an institution or mover-out nonresponse for 1984 (V30430=51-89)

V30440 'RESPONDENT? 84' TL0C= 936 MD=9

TN1. Who was your Respondent? Indicate relationship to Head:

6,890	42.9	1.	This individual was respondent
13,460	56.7	5.	This individual was <u>not</u> respondent; includes institutionalized individuals and mover-out nonresponse from 1984 (V30430=51-89)
41	0.3	9.	NA; DK
26,499	0.0	0.	From Latino sample (V30001=7001-9043); born or moved in after the 1984 interview (V30429>0000 and V30430=00); main family nonresponse by 1984 or mover-out nonresponse by 1983 (V30429=0000)

V30441 'EMPLOYMENT STAT 84' TL0C= 937 MD=9

C1. We would like to know about what you do--are you (HEAD) working now, looking for work, retired, keeping house, a student, or what?  
 F2. We would like to know about what your (wife/friend) does--is she working now, looking for work, retired, keeping house, a student, or what?  
 K69. We would like to know about what (INDIVIDUAL) does--is (he/she) working now, looking for work, retired, a student, keeping house, or what?

7,977	43.1	1.	Working now
124	0.6	2.	Only temporarily laid off
924	3.0	3.	Looking for work, unemployed
1,057	8.2	4.	Retired

564 - 1984 INDIVIDUAL DATA

463	1.9	5.	Permanently disabled
2,053	11.1	6.	Housewife; keeping house
1,114	5.4	7.	Student
72	0.3	8.	Other
76	0.1	9.	NA; DK
33,030	26.4	0.	Inap.: from Latino sample (V30001=7001-9043); born or moved in after the 1984 interview (V30429>0000 and V30430=00); main family nonresponse by 1984 or mover-out nonresponse by 1983 (V30429=0000); mover-out nonresponse for 1984 only if deceased (V30430=81-89); in an institution in both 1983 and 1984 (V30430=51-59 and V30436=0); not a person age 16 or older (V30432=01-15)

**V30442 'WHETHER STUDENT 84' TL0C= 938 MD=9**

K80. During 1983 was (he/she) enrolled in school as a full-time or part-time student?

1,273	6.3	1.	Full-time student
153	0.5	3.	Part-time student
1,535	4.7	5.	Not enrolled in school
60	0.1	9.	NA; DK
43,869	88.4	0.	Inap.: from Latino sample (V30001=7001-9043); born or moved in after the 1984 interview (V30429>0000 and V30430=00); main family nonresponse by 1984 or mover-out nonresponse by 1983 (V30429=0000); Head or Wife in 1984 (V30430=01-20 and V30431=10, 20 or 22); in an institution in both 1983 and 1984 (V30430=51-59 and V30436=0); not a person age 16 or older (V30432=01-15)

**V30443 'COMPLETED EDUC 84' TL0C= 939- 940 MD=99**

K81. What is the highest grade or year of school that (he/she) has completed?

The values for this variable in the range 01-16 represent the actual grade of school completed, e.g., a value of 08 indicates that this individual completed the eighth grade by the time of the 1984 interview. A code value of 17 indicates that this individual has completed at least some postgraduate work. This variable contains values for 1984 Heads (from 1984 V10996) and Wives/"Wives" (from 1984 V10955), although information about completed education is not asked annually for them as it is for other family unit members. See family-level V11068 and V11069 for recency of Heads' and Wives/"Wives'" data respectively.

00. Inap.: from Latino sample (V30001=7001-9043); born or moved in after the 1984 interview (V30429>0000 and V30430=00); main family nonresponse by 1984 or mover-out nonresponse by 1983 (V30429=0000); in an institution in both 1983 and 1984 (V30430=51-59 and V30436=0); not a person age 16 or older (V30432=01-15)

**V30444 'TYPE TXBL INCOME 84' TL0C= 941**

TYPE OF TAXABLE INCOME RECEIVED DURING 1983:

K70. During 1983 did (he/she) have a full-time or part-time job (not counting work around the house)?

K77. What was that from?

7,438	34.8	1.	Labor income
733	6.9	2.	Asset income
2,424	18.3	3.	Both labor and asset income
36,295	40.0	0.	Inap.: no taxable income; from Latino sample (V30001=7001-9043); born or moved in after the 1984 interview (V30429>0000 and V30430=00); main family nonresponse by 1984 or mover-out nonresponse by 1983 (V30429=0000); in an institution in both 1983 and 1984 (V30430=51-59 and V30436=0)

**V30445 'TOT TXBL INCOME 84' TL0C= 942- 947**

TOTAL 1983 TAXABLE MONEY INCOME OF THIS INDIVIDUAL:

K40. About how much money did (he/she) earn from work last year?  
 K45. How much was that last year?

The values for this variable in the range 000001-999998 indicate the amount of total taxable income received in whole dollars. All missing data were assigned. For Heads or Wives, the values here are labor income of each plus one-half of their combined asset income.

999999. \$999,999 or more

000000. Inap.: from Latino sample (V30001=7001-9043); born or moved in after the 1984 interview (V30429>0000 and V30430=00); main family nonresponse by 1984 or mover-out nonresponse by 1983 (V30429=0000); in an institution in both 1983 and 1984 (V30429=51-59 and V30436=0); no taxable income (V30444=0)

V30446 'ACC TOT TXBL Y 84' TLDC= 948

Accuracy of 1983 Taxable Income for This Individual

233	1.0	1.	Minor assignment
637	2.7	2.	Major assignment
46,020	96.3	0.	Inap.: no assignment; from Latino sample (V30001=7001-9043); born or moved in after the 1984 interview (V30429>0000 and V30430=00); main family nonresponse by 1984 or mover-out nonresponse by 1983 (V30429=0000); in an institution in both 1983 and 1984 (V30430=51-59 and V30436=0); no taxable income (V30444=0)

V30447 'ANN WORK HRS 84' TLDC= 949- 952

WORK HOURS IN 1983:

K73. About how many weeks did (he/she) work on that job last year?  
 K74. During the weeks that (he/she) worked, about how many hours did (he/she) usually work per week?

The values for this variable indicate the actual hours worked in 1983. All missing data were assigned.

0000. Inap.: from Latino sample (V30001=7001-9043); born or moved in after the 1984 interview (V30429>0000 and V30430=00); main family nonresponse by 1984 or mover-out nonresponse by 1983 (V30429=0000); in an institution in both 1983 and 1984 (V30430=51-59 and V30436=0); did not work (V30444=0 or 2)

V30448 'ACC ANN WRK HRS 84' TLDC= 953

Accuracy of This Individual's Work Hours in 1983

360	1.7	1.	Minor assignment
250	1.2	2.	Major assignment
46,280	97.1	0.	Inap.: no assignment; from Latino sample (V30001=7001-9043); born or moved in after the 1984 interview (V30429>0000 and V30430=00); main family nonresponse by 1984 or mover-out nonresponse by 1983 (V30429=0000); in an institution in both 1983 and 1984 (V30430=51-59 and V30436=0); did not work (V30444=0 or 2)

V30449 'TYPE TRANSFER Y 84' TLDC= 954- 955

TYPE OF TRANSFER INCOME RECEIVED DURING 1983:

K76. Did (he/she) have any other income, such as pensions, welfare, interest, gifts, or anything else, last year?  
 K77. What was that from?

299	0.9	01.	ADC, AFDC only
129	0.5	02.	Supplemental Security Income, SSI only
163	0.4	03.	Other Welfare only
1,005	7.0	04.	Social Security only
94	0.5	05.	Veterans pension
149	1.0	06.	Other retirement pay, pensions, or annuities only
631	3.2	07.	Unemployment compensation only
78	0.3	08.	Workmen's Compensation only

566 - 1984 INDIVIDUAL DATA

204	1.3	09.	Child support only
306	1.5	10.	Help from relatives only
352	1.9	11.	Other transfers only
1,256	8.1	15.	More than one of the above; any combination
42,224	73.4	00.	Inap.: no transfer income; from Latino sample (V30001=7001-9043); born or moved in after the 1984 interview (V30429>0000 and V30430=00); main family nonresponse by 1984 or mover-out nonresponse by 1983 (V30429=0000); in an institution in both 1983 and 1984 (V30430=51-59 and V30436=0)

V30450 'F33 TYPE SOC SEC RCD 84' TLOC= 956 MD=9

TYPE OF SOCIAL SECURITY RECEIVED DURING 1983:

K29. Did you (HEAD) (or anyone else in the family there) receive any income in 1983 from Social Security?

K31. Was that disability, retirement, survivor's benefits, or what?

297	1.5	1.	Disability
1,064	8.8	2.	Retirement
302	2.0	3.	Survivor's benefits
17	0.1	4.	Any combination of the above
37	0.3	7.	Other
66	0.3	9.	NA; DK
45,107	87.2	0.	Inap.: no Social Security income; from Latino sample (V30001=7001-9043); born or moved in after the 1984 interview (V30429>0000 and V30430=00); main family nonresponse by 1984 or mover-out nonresponse by 1983 (V30429=0000); in an institution in both 1983 and 1984 (V30430=51-59 and V30436=0); no transfers (V30449=00)

V30451 'F34 AMT SOC SEC RCD 84' TLOC= 957- 961

TOTAL SOCIAL SECURITY INCOME RECEIVED DURING 1983 BY THIS INDIVIDUAL:

K29. Did you (HEAD) (or anyone else in the family there) receive any income in 1983 from Social Security?

K31. Was that disability, retirement, survivor's benefits, or what?

K32. How much was it?

99999.	\$99,999 or more
00000.	Inap.: from Latino sample (V30001=7001-9043); born or moved in after the 1984 interview (V30429>0000 and V30430=00); main family nonresponse by 1984 or mover-out nonresponse by 1983 (V30429=0000); in an institution in both 1983 and 1984 (V30430=51-59 and V30436=0); no transfers (V30449=00); no Social Security (V30450=0)

V30452 'F34 ACC SOC SEC AMT 84' TLOC= 962

Accuracy of 1983 Social Security Income for This Individual

44	0.3	1.	Minor assignment
60	0.3	2.	Major assignment
46,786	99.4	0.	Inap.: no assignment; from Latino sample (V30001=7001-9043); born or moved in after the 1984 interview (V30429>0000 and V30430=00); main family nonresponse by 1984 or mover-out nonresponse by 1983 (V30429=0000); in an institution in both 1983 and 1984 (V30430=51-59 and V30436=0); no transfers (V30449=00); no Social Security (V30450=0)

V30453 'TOT TRANSFER EXC SS 84' TLOC= 963- 967

OTHER 1983 TRANSFER MONEY INCOME OF THIS INDIVIDUAL (EXCLUDING SOCIAL SECURITY):

K76. Did (he/she) have any (other) income, such as pensions, welfare, interest, gifts, or anything else, last year?

K77. What was that from?

K78. How much was that last year?

The values for this variable in the range 00001-99998 indicate the amount of transfer income received excluding Social Security received in whole dollars. All missing data were assigned.

99999. .\$99,999 or more

00000. Inap.: from Latino sample (V30001=7001-9043); born or moved in after the 1984 interview (V30429>0000 and V30430=00); main family nonresponse by 1984 or mover-out nonresponse by 1983 (V30429=0000); in an institution in both 1983 and 1984 (V30430=51-59 and V30436=0); no transfer income or only Social Security income (V30449=00 or 04)

**V30454 'ACC TOT TRANSFER Y 84' TL0C= 968**

Accuracy of 1983 Other Transfer Income for This Individual

60	0.4	1.	Minor assignment
125	0.4	2.	Major assignment
46,705	99.3	0.	Inap.: no assignment; from Latino sample (V30001=7001-9043); born or moved in after the 1984 interview (V30429>0000 and V30430=00); main family nonresponse by 1984 or mover-out nonresponse by 1983 (V30429=0000); in an institution in both 1983 and 1984 (V30430=51-59 and V30436=0); no transfer income or only Social Security income (V30449=00 or 04)

**V30455 'SUM SS+TRANSFER Y 84' TL0C= 969- 973**

TOTAL 1983 TRANSFER MONEY INCOME OF THIS INDIVIDUAL:  
 K43. Did (he/she) have any (other) income last year?  
 K44. What was that from?  
 K45. How much was that last year?

The values for this variable in the range 00001-99998 indicate the total amount of transfer income received in whole dollars. This amount was calculated by summing V30451 and V30453.

99999. \$99,999 or more

00000. Inap.: from Latino sample (V30001=7001-9043); born or moved in after the 1984 interview (V30429>0000 and V30430=00); main family nonresponse by 1984 or mover-out nonresponse by 1983 (V30429=0000); in an institution in both 1982 and 1983 (V30430=51-59 and V30436=0); no transfer income (V30449=00)

**V30456 'MONTH S/O FAM FORMED 84' TL0C= 974- 975 MD=99**

Month Splitoff Moved Out of Main Family Unit

Refer to Section I, Part 5 of this volume for details of this variable's generation.

27	0.1	01.	January
38	0.1	02.	February
35	0.2	03.	March
25	0.1	04.	April
42	0.2	05.	May
57	0.2	06.	June
21	0.1	07.	July
46	0.1	08.	August
45	0.2	09.	September
27	0.1	10.	October
33	0.1	11.	November
24	0.1	12.	December
37	0.2	98.	Moved out of an institution
60	0.1	99.	NA; DK
46,373	98.2	00.	Inap.: from Latino sample (V30001=7001-9043); born or moved in after the 1984 interview (V30429>0000 and V30430=00); main family nonresponse by 1984 or mover-out nonresponse by 1983 (V30429=0000); not a splitoff in 1984 (V30436#1 or V30436=1 and V30437#00)

V30457 'YEAR S/O FAM FORMED 84' TL0C= 976- 977 MD=99

Year Splitoff Moved Out of Main Family Unit

The last two digits of the year the move occurred are coded here. For example, a value of 84 indicates a move during the year 1984. Refer to Section I, Part 5 of this volume for details of this variable's generation.

- 98. Moved out of an institution
- 99. NA year
- 00. Inap.: from Latino sample (V30001=7001-9043); born or moved in after the 1984 interview (V30429>0000 and V30430=00); main family nonresponse by 1984 or mover-out nonresponse by 1983 (V30429=0000); not a splitoff in 1984 (V30436#1 or V30436=1 and V30437#00)

V30458 'MAIN FAM ID FOR S/O 84' TL0C= 978- 981

1984 ID Number of the Main Family from which this Individual's Splitoff Family Was Formed

Actual 1984 ID Numbers (0001-6918) were coded for individuals who moved out of main families or institutions to form splitoff families.

- 9997. This splitoff individual did not move out of a main family or institution, e.g., nonsample Heads, Wives or others who appeared for the first time in the 1984 splitoff family; children newly born in, etc.
- 0000. Inap.: from Latino sample (V30001=7001-9043); born or moved in after the 1984 interview (V30429>0000 and V30430=00); main family nonresponse by 1984 or mover-out nonresponse by 1983 (V30429=0000); not a splitoff in 1984 (V30436#1 or V30436=1 and V30437#00)

V30459 'AGE FROM BIRTH DATE 84' TL0C= 982- 983 MD=99

Age at the Time of the 1984 Interview as Generated from Birth Date

The values for this variable in the range 02-97 represent the actual age of the individual in years on his or her most recent birthday. This variable is generated from the reported month and year of birth (V30433-V30434) and the date of interview (V10416) using the following assumptions: if the month of birth is NA (V30433=99), July is assumed; if the date of interview is NA (V10416=9999), assume July for birth month and that July birthdays did not yet take place; if the day of the interview is less than the fifteenth day of the month, assume that birthdays in the same month did not yet take place. Consistency with V30432, reported age, has not been forced.

- 01. Newborn up to second birthday
- 98. 98 years old or more
- 99. NA; DK (V30434=9999)
- 00. Inap.: from Latino sample (V30001=7001-9043); born or moved in after the 1984 interview (V30429>0000 and V30430=00); main family nonresponse by 1984 or mover-out nonresponse by 1983 (V30429=0000)

V30460 'TYPE OF IND RECORD 84' TL0C= 984- 985 MD=99

Type of Individual Data Record in 1984

All individuals who became main family nonresponse in 1984 have 1984 ID numbers equal to 0000 and zero data values for 1984, but have nonzero data values for their 1983 records. Mover-out nonresponse individuals for 1984 have nonzero data for 1984 just as response individuals do; however, the movers-out have 1984 sequence numbers in the range 51-89. Codes 01-04 below apply to main family nonresponse individuals only; codes 06-08 are reserved for mover-out nonresponse.

- 250 01. This sample member was 18 years old or older at the time of main family nonresponse and had been in the FU in 1983.
- 113 02. This sample member was less than 18 at the time of main family nonresponse and had been in the FU in 1983.



86	03.	This nonsample individual had been in the 1983 FU, and this FU became nonresponse in 1984.
11	04.	This sample member had been in an institution in 1983 but his or her main family became nonresponse in 1984.
321	05.	This sample member, although connected with a 1984 response family, was in an institution at the time of the 1984 interview.
68	06.	This sample individual was 18 years old or older and moved out or died between the 1983 and 1984 interviews.
87	07.	This sample member was less than 18 and moved out or died between the 1983 and 1984 interviews.
407	08.	This nonsample individual moved out or died between the 1983 and 1984 interviews.
13,397	09.	This individual had not been born or moved in by the time of the 1984 interview; individual from Latino sample (V30001=7001-9043)
12,640	10.	This individual had become nonresponse by the time of the 1983 interview.
	99.	NA; DK
19,510	00.	Inap.: in a panel family in 1984 (V30430=01-20).

V30461 'WHY NONRESPONSE 84' TLOC= 986- 987 MD=99

Reason for NonFU Membership in 1984

Individuals ineligible for the interview consist of those who were too young (under 18 years old) or who are not sample members.

289	01.	Refusal by all eligible/available FU members.
6	02.	No-one at home for contact during the interviewing period.
55	03.	Respondent absent; some FU member contacted, but not the appropriate respondent.
54	04.	Lost; unable to locate any member of the FU at all.
	05.	FU is located too far away for interviewer contact.
96	11.	This individual was in the armed forces.
169	12.	This individual was in an educational institution.
12	13.	This individual was in a health care facility
18	14.	This individual was in jail or prison
26	19.	This individual was in some other type of institution, for example, a religious order. Cases in which the type of institution is unknown are included here, also.
	21.	This individual was not eligible for the interview and the Head or the Wife, whichever is the sample member, became main family nonresponse because he/she was institutionalized by joining the armed forces.
	22.	This individual was not eligible for the interview and became main family nonresponse because the Head or Wife, whichever is sample, became institutionalized by entering an educational institution.
	23.	This individual was not eligible for the interview and became main family nonresponse because the Head or Wife, whichever is the sample member, became institutionalized by entering a health care facility.
	24.	This individual was not eligible for the interview and became main family nonresponse because the Head or Wife, whichever is the sample member, became institutionalized through imprisonment.
	29.	This individual was not eligible for the interview and became main family nonresponse because the Head or Wife, whichever is sample, became institutionalized by some means other than the above; for example, he/she may have entered a religious order. Cases in which the type of institution is unknown are included here, also.
10	31.	This individual was unable to cooperate through disability.
4	32.	This individual was not eligible for the interview and the Head or Wife, whichever is sample, was unable to cooperate through disability.
110	41.	This individual died between the 1983 and 1984 interviews.
14	42.	This individual was not eligible for the interview and became main family nonresponse because the Head or Wife, whichever is sample, died.

	51.	This individual, although followed for interview, was discovered to be nonsample: office error.
3	52.	This individual should have been followed but was not: office error.
1	53.	This individual was mistakenly included in two or more response families at once; this record is the duplicate, or erroneous, one.
	54.	Listing error: this individual never existed or was not really living in the FU.
	59.	Other office error
	91.	This sample individual moved out of the 1984 main family and was eligible for interviewing but the reason for nonresponse is NA.
476	92.	Individual moved out of the 1984 main family and was not eligible for interviewing because he/she was either nonsample or too young.
	93.	The Head or Wife of this FU, whichever is sample, united with another FU; this individual was not eligible for the interview and therefore became nonresponse.
13,397	97.	This individual had not been born or moved in by the time of the 1984 interview (V30429>0000 and V30430=00); individual from Latino sample (V30001=7001-9043)
12,640	98.	This individual became main family or mover-out nonresponse by 1983 (V30399=0000 and V30429=0000 or V30399>0000 and V30400=71-89 and V30429=0000)
	99.	NA; DK
19,510	00.	Inap.: in a panel family in 1984 (V30430=01-20)

**V30462 'INDIVIDUAL WEIGHT 84' TLOC= 988- 990**

1984 Individual Weight

This variable is nonzero only for sample members associated with a 1984 response family. Sample members born into the family in 1984 receive either the average of the Head's and spouse's weights or, in the event of a single Head, the child receives the Head's weight. For those sample members either not yet part of the family in 1979 but present by 1983 or who were main family nonresponse in 1979 and moved back into the panel in 1983, the most recent weight is brought forward to these tape locations. Refer to Section I, Part 5 of this volume for details on the weights themselves.

OSIRIS USERS: Note that this variable is defined in the dictionary as having one decimal place.

00. Inap.: from Latino sample (V30001=7001-9043); born or moved in after the 1984 interview (V30429>0000 and V30430=00); main family nonresponse by 1984 or mover-out nonresponse by 1983 (V30429=0000); nonsample individual (V30002=170-228)

**1985 INDIVIDUAL VARIABLES:** Distributions are calculated for all cases using the 1985 weight (V30497) for the percents.

**V30463 '1985 INTERVIEW NUMBER 85' TLOC= 991- 994**

1985 Interview Number (1985 ID Number)

The values for this variable in the range 0001-7032 represent the 1985 ID number of the interview in which this individual was included in 1985.

0000. Main family nonresponse by 1985 or mover-out nonresponse by 1984; from Latino sample (V30001=7001-9043)

**V30464 'SEQUENCE NUMBER 85' TLOC= 995- 996**

1985 Sequence Number

This sequence number variable provides a means of identifying an individual's status with regard to the FU at the time of the 1985 interview.

19,717	97.1	01-20.	Individuals in the family at the time of the 1985 interview
281	2.0	51-59.	Individuals in institutions at the time of the 1985 interview
612	0.6	71-80.	Individuals who moved out of the FU or out of institutions and established their own households between the 1984 and 1985 interviews
70	0.3	81-89.	Individuals who were living in 1984 but died by the time of the 1985 interview
26,210		00.	Born or moved in after the 1985 interview; from Latino sample (V30001=7001-9043); main family nonresponse by 1985 or mover-out nonresponse by 1984 (V30463=0000)

**V30465 'RELATIONSHIP TO HEAD 85' TLOC= 997- 998**

1985 Relationship to Head

Note that these relationships are those to the 1984 Head for any individual whose 1985 sequence number (V30464) is greater than 50, that is, has moved out of the FU. Thus, for example, if the 1984 Head is no longer present at the time of the 1985 interview, his or her relationship to Head is coded 10; the new 1985 Head also is coded 10. Therefore, to select current Heads, the user must select those coded 10 in this variable whose sequence numbers (V30464)=01.

7,156	40.7	10.	Head in 1985; 1984 Head who was mover-out nonresponse by the time of the 1985 interview
3,914	21.8	20.	Legal wife in 1985; 1984 wife who was mover-out nonresponse by the time of the 1985 interview
184	0.5	22.	"Wife"--female cohabitor who has lived with Head for a year or more <u>or</u> who was present in the 1984 family, since consecutive interviews may be taken less or more than twelve months apart; 1984 "wife" who was mover-out nonresponse by the time of the 1985 interview
7,296	32.7	30.	Son or daughter of <u>Head</u> (includes adopted children but not stepchildren)
642	2.0	33.	Stepson or stepdaughter of <u>Head</u> (children of legal wife (code 20) who are not children of Head)
103	0.2	35.	Son or daughter of " <u>wife</u> " but not Head (includes only those children whose mother's relationship to Head is 22 but who are not Head's children)
43	0.0	37.	Son-in-law or daughter-in-law of Head (includes stepchildren-in-law)
16	0.0	38.	Foster son or foster daughter, not legally adopted
136	0.5	40.	Brother or sister of Head (includes step and half sisters and brothers)
34	0.1	47.	Brother-in-law or sister-in-law of Head; i.e., brother or sister of legal wife.
1		48.	Brother or sister of Head's cohabitor (the cohabitor's code=22 or 88)
99	0.2	50.	Father or mother of Head (includes stepparents)
50	0.0	57.	Father-in-law or mother-in-law of Head (includes parents of legal wives (code 20) only)
4		58.	Father or mother of Head's cohabitor (the cohabitor's code=22 or 88)
463	0.8	60.	Grandson or granddaughter of Head (includes only <u>legal</u> wife's (code 20) grandchildren; those of a cohabitor are coded 97)
20	0.0	65.	Great-grandson or great-granddaughter of Head (includes only <u>legal</u> wife's (code 20) great-grandchildren; those of a cohabitor are coded 97)
24	0.0	66.	Grandfather or grandmother of Head (includes stepgrandparents)

## 572 - 1985 INDIVIDUAL DATA

3		67.	Grandfather or grandmother of legal wife (code 20)
		68.	Greatgrandfather or greatgrandmother of Head
		69.	Greatgrandfather or greatgrandmother of legal wife (code 20)
89	0.1	70.	Nephew or niece of Head
17	0.0	71.	Nephew or niece of legal wife (code 20)
19	0.0	72.	Uncle or Aunt of Head
3		73.	Uncle or Aunt of legal wife (code 20)
23	0.0	74.	Cousin of Head
6		75.	Cousin of legal wife (code 20)
56		83.	Children of first-year cohabitor but not of Head (this child's parent is coded 88)
178		88.	First-year cohabitor of Head
20	0.1	90.	Legal husband of Head
17		95.	Other relative of Head
1		96.	Other relative of legal wife (code 20)
6		97.	Other relative of cohabitor (the cohabitor's code=22 or 88)
57	0.1	98.	Other nonrelatives (includes homosexual friends, friends of children of the FU, etc.)
26,210		00.	From Latino sample (V30001=7001-9043); born or moved in after the 1985 interview (V30463>0000 and V30464=00); main family nonresponse by 1985 or mover-out nonresponse by 1984 (V30463=0000)

## V30466 'AGE OF INDIVIDUAL 85' TLOC= 999- 1000 MD=99

Age at the Time of the 1985 Interview

The values for this variable in the range 02-97 represent the actual age of the individual reported in years on his or her most recent birthday. See V30494 for an age variable that is generated from birth date information. Consistency of V30466 with V30467-V30468 was not forced unless it was clear that the interviewer made an error in recording the individual's age or birth date.

- 01. Newborn up to second birthday
- 98. 98 years old or more
- 99. NA; DK
- 00. From Latino sample (V30001=7001-9043); born or moved in after the 1985 interview (V30463>0000 and V30464=00); main family nonresponse by 1985 or mover-out nonresponse by 1984 (V30463=0000)

## V30467 'MONTH IND BORN 85' TLOC= 1001- 1002 MD=99

Month of Birth

1,815	8.5	01.	January; "winter"
1,551	7.4	02.	February
1,723	8.3	03.	March
1,575	7.7	04.	April; "spring"
1,658	8.4	05.	May
1,632	8.3	06.	June
1,760	8.4	07.	July; "summer"
1,792	8.9	08.	August
1,848	9.1	09.	September
1,766	8.5	10.	October; "fall"; "autumn"
1,722	8.3	11.	November
1,705	7.8	12.	December
133	0.3	99.	NA; DK
26,210		00.	From Latino sample (V30001=7001-9043); born or moved in after the 1985 interview (V30463>0000 and V30464=00); main

family nonresponse by 1985 or mover-out nonresponse by 1984 (V30463=0000)

**V30468 'YEAR IND BORN 85' TLOC= 1003- 1006 MD=9999**

Year of Birth

The actual year of birth is coded here.

9999. NA; DK

0000. From Latino sample (V30001=7001-9043); born or moved in after the 1985 interview (V30463>0000 and V30464=00); main family nonresponse by 1985 or mover-out nonresponse by 1984 (V30463=0000)

**V30469 'MARR PAIRS INDICATOR 85' TLOC= 1007**

1985 Married Pairs Indicator

This variable links pairs of individuals who were married or permanently cohabiting at the time of the 1985 interview. The spouses in the first such pair within a family unit each receive a code value of 1 here; the second, a value of 2, etc. Usually, the first married pair consists of Head and Wife/"Wife" or Head and Husband of Head.

0. Inap.: not married or cohabiting; spouse was not in FU at the time of the 1985 interview; from Latino sample (V30001=7001-9043); born or moved in after the 1985 interview (V30463>0000 and V30464=00); main family nonresponse by 1985 or mover-out nonresponse by 1984 (V30463=0000)

**V30470 'WHETHER MOVED IN/OUT 85' TLOC= 1008**

1985 Moved In/Moved Out Indicator

1,707	4.6	1.	Moved in or born between the 1984 and 1985 interviews; splitoff in 1985
133	0.1	2.	Appeared; did not move in between the 1984 and 1985 interviews, but not included in FU for 1984 (i.e., listing error)
562	0.5	5.	Moved out of FU or out of an institution between the 1984 and 1985 interviews and was not included in a 1985 panel FU
73	0.5	6.	Moved out of FU and into an institution between the 1984 and 1985 interviews
70	0.3	7.	Living in 1984 but died by the time of the 1985 interview
56	0.2	8.	Disappeared; moved out prior to the 1984 interview, but included in FU for 1984 (usually a listing error)
44,289	93.8	0.	Inap.: in main family in both 1984 and 1985; from Latino sample (V30001=7001-9043); in an institution in both 1984 and 1985 (V30430=51-59 and V30464=51-59); born or moved in after the 1985 interview (V30463>0000 and V30464=00); main family nonresponse by 1985 or mover-out nonresponse by 1984 (V30463=0000)

**V30471 'MONTH MOVED IN/OUT 85' TLOC= 1009- 1010 MD=99**

Month Moved In or Out

144	0.3	01.	January; "winter"
127	0.3	02.	February
137	0.2	03.	March
177	0.4	04.	April; "spring"
191	0.4	05.	May
181	0.3	06.	June
151	0.2	07.	July; "summer"
160	0.5	08.	August
145	0.4	09.	September
127	0.2	10.	October; "fall"; "autumn"
147	0.3	11.	November
151	0.4	12.	December
82	0.1	99.	NA; DK

574 - 1985 INDIVIDUAL DATA

44,970 96.0 00. Inap.: splitoff; from Latino sample (V30001=7001-9043); born or moved in after the 1985 interview (V30463>0000 and V30464=00); main family nonresponse by 1985 or mover-out nonresponse by 1984 (V30463=0000); moved from institution to own FU between the 1984 and 1985 interviews and was not interviewed for 1985 (V30430=51-59 and V30464=71-80); in an institution in both 1984 and 1985 (V30464=51-59 and V30470=0); stayed in main family (V30464=01-20 and V30470=0)

V30472 'YEAR MOVED IN/OUT 85' TLOC= 1011- 1012 MD=99

Year Moved In or Out

The last two digits of the year the move occurred are coded here. For example, a value of 85 indicates a move during the year 1985.

99. NA; DK

00. Inap.: from Latino sample (V30001=7001-9043); born or moved in after the 1985 interview (V30463>0000 and V30464=00); main family nonresponse by 1985 or mover-out nonresponse by 1984 (V30463=0000); moved from institution to own FU between the 1984 and 1985 interviews and was not interviewed for 1985 (V30430=51-59 and V30464=71-80); in an institution in both 1984 and 1985 (V30464=51-59 and V30470=0); stayed in main family (V30464=01-20 and V30470=0); splitoff (V30470=1 and V30471=00)

V30473 'WEEKLY HOUSEWORK 85' TLOC= 1013- 1014 MD=99

- H1. About how much time do you (HEAD) spend on housework in an average week? I mean time spent cooking, cleaning, and doing other work around the house?
- H3. Does anyone else there in your household (besides your wife/friend) help with the housework?
- H4. Who is that?
- H5. About how much time does (he/she) spend on housework in an average week?
- P1. About how much time do you (WIFE/"WIFE") spend on housework in an average week? I mean time spent cooking, cleaning, and doing other work around the house?

The values for this variable in the range 01-97 represent the actual housework hours done per week by this individual.

98. 98 hours per week or more

99. NA; DK

00. Inap.: none; from Latino sample (V30001=7001-9043); born or moved in after the 1985 interview (V30463>0000 and V30464=00); main family nonresponse by 1985 or mover-out nonresponse by 1984 (V30463=0000); in an institution or mover-out nonresponse for 1985 (V30464=51-89)

V30474 'EMPLOYMENT STAT 85' TLOC= 1015 MD=9

- B1. We would like to know about what you do--are you (HEAD) working now, looking for work, retired, keeping house, a student, or what?
- F75. We would like to know about what (INDIVIDUAL) does--is (he/she) working now, looking for work, retired, a student, keeping house, or what?
- J1f. We would like to know about what you do--are you (WIFE/"WIFE") working now, looking for work, retired, keeping house, a student, or what?

8,277	43.5	1.	Working now
169	0.8	2.	Only temporarily laid off
917	3.1	3.	Looking for work, unemployed
1,158	8.9	4.	Retired
424	2.0	5.	Permanently disabled
1,845	9.9	6.	Housewife; keeping house
949	4.8	7.	Student
80	0.2	8.	Other
119	0.3	9.	NA; DK
32,952	26.4	0.	Inap.: from Latino sample (V30001=7001-9043); born or moved in after the 1985 interview (V30463>0000 and V30464=00);

main family nonresponse by 1985 or mover-out nonresponse by 1984 (V30463=0000); mover-out nonresponse for 1985 only if deceased (V30464=81-89); in an institution in both 1984 and 1985 (V30464=51-59 and V30470=0); not a person age 16 or older (V30466=01-15)

V30475 'F85 MD LAST IN SCH 85' TL0C= 1016- 1017 MD=99

F88. When did (he/she) last attend school?-MONTH

30	0.1	01.	January; "winter"
16	0.1	02.	February
29	0.1	03.	March
280	1.5	04.	April; "spring"
522	2.5	05.	May
557	2.1	06.	June
9	0.0	07.	July; "summer"
22	0.1	08.	August
17	0.1	09.	September
10	0.0	10.	October; "fall"; "autumn"
9	0.0	11.	November
39	0.2	12.	December
478	0.9	98.	DK
901	3.1	99.	NA
43,971	89.1	00.	Inap.: from Latino sample (V30001=7001-9043); born or moved in after the 1985 interview (V30463>0000 and V30464=00); main family nonresponse by 1985 or mover-out nonresponse by 1984 (V30463=0000); mover-out nonresponse for 1985 only if deceased (V30464=81-89); in an institution in both 1984 and 1985 (V30464=51-59 and V30470=0); not a person age 16 or older (V30466=01-15)

V30476 'F88 YR LAST IN SCH 85' TL0C= 1018- 1019 MD=99

F88. When did (he/she) last attend school?-YEAR

The last two digits of the year this individual last attended school are coded here. For example, a value of 85 indicates the year 1985.

97.	Before 1901
98.	DK
99.	NA
00.	Inap.: from Latino sample (V30001=7001-9043); born or moved in after the 1985 interview (V30463>0000 and V30464=00); main family nonresponse by 1985 or mover-out nonresponse by 1984 (V30463=0000); mover-out nonresponse for 1985 only if deceased (V30464=81-89); in an institution in both 1984 and 1985 (V30464=51-59 and V30470=0); not a person age 16 or older (V30466=01-15)

V30477 'WHETHER STUDENT 85' TL0C= 1020 MD=9

F89. Was (he/she) enrolled as a full-time or part-time student?

1,138	5.6	1.	Full-time student
128	0.4	3.	Part-time student
		5.	Not enrolled in school
28	0.1	9.	NA; DK
45,596	93.9	0.	Inap.: from Latino sample (V30001=7001-9043); born or moved in after the 1985 interview (V30463>0000 and V30464=00); main family nonresponse by 1985 or mover-out nonresponse by 1984 (V30463=0000); Head or Wife in 1985 (V30464=01-20 and V30465=10, 20 or 22); in an institution in both 1984 and 1985 (V30464=51-59 and V30470=0); not a person age 16 or older (V30466=01-15); last attended school before 1984 (V30476=01-83, 97 or 99)

V30478 'COMPLETED EDUCATION 85' TL0C= 1021- 1022 MD=99

F90. What is the highest grade or year of school that (he/she) has completed?

The values for this variable in the range 01-16 represent the actual grade of school completed, e.g., a value of 08 indicates that this individual completed the eighth grade by the time of the 1985 interview. A code value of 17 indicates that this individual has completed at least some postgraduate work. This variable contains values for 1985 Heads and Wives/"Wives" from 1985 family-level data. For 1985 Heads, these were computed as follows: if V11959 is greater than zero, then completed education equals 12 plus the value for V11959. For the remaining cases, a value of 1 at V11945 was converted to a value of 12. Otherwise, completed education equals V11948 plus V11953. Education was asked for all Heads in 1985. Wives/"Wives" were treated similarly: if V12314 is greater than zero, then completed education equals 12 plus the value for V12314. For the remaining cases, a value of 1 at V12300 was converted to a value of 12. Otherwise, completed education equals V12303 plus V12308. Education was asked for all Wives/"Wives" in 1985.

99. NA; DK

00. Inap.: from Latino sample (V30001=7001-9043); born or moved in after the 1985 interview (V30463>0000 and V30464=00); main family nonresponse by 1985 or mover-out nonresponse by 1984 (V30463=0000); in an institution in both 1984 and 1985 (V30464=51-59 and V30470=0); not a person age 16 or older (V30466=01-15)

**V30479 'TYPE TXBL INCOME 85' TL0C= 1023**

TYPE OF TAXABLE INCOME RECEIVED DURING 1984:

F76. During 1984 did (he/she) have a full-time or part-time job (not counting work around the house)?

F84. What was that from?

7,711	36.1	1.	Labor income
724	6.9	2.	Asset income
2,494	18.3	3.	Both labor and asset income
35,961	38.7	0.	Inap.: no taxable income; from Latino sample (V30001=7001-9043); born or moved in after the 1985 interview (V30463>0000 and V30464=00); main family nonresponse by 1985 or mover-out nonresponse by 1984 (V30463=0000); in an institution in both 1984 and 1985 (V30464=51-59 and V30470=0)

**V30480 'TOT TXBL INCOME 85' TL0C= 1024- 1029**

TOTAL 1984 TAXABLE MONEY INCOME OF THIS INDIVIDUAL:

F78. About how much money did (he/she) earn from that job last year?

F85. How much was that last year?

The values for this variable in the range 000001-999998 indicate the amount of total taxable income received in whole dollars. All missing data were assigned. For Heads or Wives, the values here are labor income of each plus one-half of their combined asset income.

999999. \$999,999 or more

000000. Inap.: from Latino sample (V30001=7001-9043); born or moved in after the 1985 interview (V30463>0000 and V30464=00); main family nonresponse by 1985 or mover-out nonresponse by 1984 (V30463=0000); in an institution in both 1984 and 1985 (V30464=51-59 and V30470=0); no taxable income (V30479=0)

**V30481 'ACC TOT TXBL INCOME 85' TL0C= 1030**

Accuracy of 1984 Taxable Income for This Individual

115	0.4	1.	Minor assignment
585	2.0	2.	Major assignment
46,190	97.6	0.	Inap.: no assignment; from Latino sample (V30001=7001-9043); born or moved in after the 1985 interview (V30463>0000 and V30464=00); main family nonresponse by 1985 or mover-out nonresponse by 1984 (V30463=0000); in an institution in both 1984 and 1985 (V30464=51-59 and V30470=0); no taxable income (V30479=0)



## V30482 'ANN WORK HRS 85' TL0C= 1031- 1034

## WORK HOURS IN 1984:

F79. About how many weeks did (he/she) work on that job last year?F81. During the weeks that (he/she) worked, about how many hours did (he/she) usually work per week?

The values for this variable indicate the actual hours worked in 1984. All missing data were assigned.

0000. Inap.: from Latino sample (V30001=7001-9043); born or moved in after the 1985 interview (V30463>0000 and V30464=00); main family nonresponse by 1985 or mover-out nonresponse by 1984 (V30463=0000); in an institution in both 1984 and 1985 (V30464=51-59 and V30470=0); did not work (V30479=0 or 2)

## V30483 'ACC ANN WRK HRS 85' TL0C= 1035

Accuracy of This Individual's Work Hours in 1984

391	1.9	1.	Minor assignment
213	0.7	2.	Major assignment
46,286	97.4	0.	Inap.: no assignment; from Latino sample (V30001=7001-9043); born or moved in after the 1985 interview (V30463>0000 and V30464=00); main family nonresponse by 1985 or mover-out nonresponse by 1984 (V30463=0000); in an institution in both 1984 and 1985 (V30464=51-59 and V30470=0); did not work (V30479=0 or 2)

## V30484 'TYPE TRANSFER Y 85' TL0C= 1036- 1037

## TYPE OF TRANSFER INCOME RECEIVED DURING 1984:

F83. Did (he/she) have any (other) income, such as pensions, welfare, interest, gifts, or anything else, last year?

F84. What was that from?

304	0.8	01.	ADC, AFDC only
118	0.4	02.	Supplemental Security Income, SSI only
174	0.4	03.	Other Welfare only
1,060	7.4	04.	Social Security only
126	0.6	05.	Veterans pension
158	1.1	06.	Other retirement pay, pensions, or annuities only
498	2.4	07.	Unemployment compensation only
105	0.5	08.	Workmen's Compensation only
214	1.3	09.	Child support only
261	1.2	10.	Help from relatives only
265	1.3	11.	Other transfers only
1,185	7.6	15.	More than one of the above; any combination
42,422	75.0	00.	Inap.: no transfer income; from Latino sample (V30001=7001-9043); born or moved in after the 1985 interview (V30463>0000 and V30464=00); main family nonresponse by 1985 or mover-out nonresponse by 1984 (V30463=0000); in an institution in both 1984 and 1985 (V30464=51-59 and V30480=0)

## V30485 'K31 TYPE SOC SEC RCD 85' TL0C= 1038 MD=9

## TYPE OF SOCIAL SECURITY RECEIVED DURING 1984:

F31. Did you (HEAD) (or anyone else in the family there) receive any income in 1984 from Social Security?

F33. Was that disability, retirement, survivor's benefits, or what?

281	1.4	1.	Disability
1,090	8.9	2.	Retirement
329	2.0	3.	Survivor's benefits
19	0.1	4.	Any combination of the above
23	0.2	7.	Other
71	0.4	9.	NA: DK
45,077	87.0	0.	Inap.: no Social Security income; from Latino sample (V30001=7001-9043); born or moved in after the 1985 interview (V30463>0000 and V30464=00); main family

nonresponse by 1985 or mover-out nonresponse by 1984 (V30463=0000); in an institution in both 1984 and 1985 (V30464=51-59 and V30470=0); no transfers (V30484=00)

V30486 'K33 AMT SOC SEC RCD 85' TL0C= 1039- 1043

TOTAL SOCIAL SECURITY INCOME RECEIVED DURING 1984 BY THIS INDIVIDUAL:

F31. Did you (HEAD) (or anyone else in the family there) receive any income in 1984 from Social Security?

F33. Was that disability, retirement, survivor's benefits, or what?

F34. How much was it?

99999. \$99,999 or more

00000. Inap.: from Latino sample (V30001=7001-9043); born or moved in after the 1985 interview (V30463>0000 and V30464=00); main family nonresponse by 1985 or mover-out nonresponse by 1984 (V30463=0000); in an institution in both 1984 and 1985 (V30464=51-59 and V30470=0); no transfers (V30484=00); no Social Security (V30485=0)

V30487 'K33 ACC SOC SEC AMT 85' TL0C= 1044

Accuracy of 1984 Social Security Income for This Individual

30	0.2	1.	Minor assignment
61	0.3	2.	Major assignment
46,799	99.5	0.	Inap.: no assignment; from Latino sample (V30001=7001-9043); born or moved in after the 1985 interview (V30463>0000 and V30464=00); main family nonresponse by 1985 or mover-out nonresponse by 1984 (V30463=0000); in an institution in both 1984 and 1985 (V30464=51-59 and V30470=0); no transfers (V30484=00); no Social Security (V30485=0)

V30488 'TOT TRANSFR EXC SS 85' TL0C= 1045- 1049

OTHER 1984 TRANSFER MONEY INCOME OF THIS INDIVIDUAL (EXCLUDING SOCIAL SECURITY):

F83. Did (he/she) have any (other) income, such as pensions, welfare, interest, gifts, or anything else, last year?

F84. What was that from?

F85. How much was that last year?

The values for this variable in the range 00001-99998 indicate the amount of transfer income received excluding Social Security received in whole dollars. All missing data were assigned.

99999. \$99,999 or more

00000. Inap.: from Latino sample (V30001=7001-9043); born or moved in after the 1985 interview (V30463>0000 and V30464=00); main family nonresponse by 1985 or mover-out nonresponse by 1984 (V30463=0000); in an institution in both 1984 and 1985 (V30464=51-59 and V30470=0); no transfer income or only Social Security income (V30484=00 or 04)

V30489 'ACC TOT TRNSFR EXC SS 85' TL0C= 1050

Accuracy of 1984 Other Transfer Income for This Individual

21	0.1	1.	Minor assignment
53	0.1	2.	Major assignment
46,816	99.8	0.	Inap.: no assignment; from Latino sample (V30001=7001-9043); born or moved in after the 1985 interview (V30463>0000 and V30464=00); main family nonresponse by 1985 or mover-out nonresponse by 1984 (V30463=0000); in an institution in both 1984 and 1985 (V30464=51-59 and V30470=0); no transfer income or only Social Security income (V30484=00 or 04)

V30490 'TOTAL TRNSFR INCOME 85' TL0C= 1051- 1055

TOTAL 1984 TRANSFER MONEY INCOME OF THIS INDIVIDUAL

The values for this variable in the range 00001-99998 indicate the total amount of transfer income received in whole dollars. This amount was calculated by summing V30486 and V30488.

99999. \$99,999 or more

00000. Inap.: from Latino sample (V30001=7001-9043); born or moved in after the 1985 interview (V30463>0000 and V30464=00); main family nonresponse by 1985 or mover-out nonresponse by 1984 (V30463=0000); in an institution in both 1984 and 1985 (V30464=51-59 and V30470=0); no transfer income (V30484=00)

**V30491 'MONTH S/O FAM FORMED 85' TL0C= 1056- 1057 MD=99**

Month Splitoff Moved Out of Main Family Unit

Refer to Section I, Part 5 of this volume for details of this variable's generation.

39	0.1	01.	January; "winter"
43	0.1	02.	February
56	0.2	03.	March
39	0.1	04.	April; "spring"
56	0.2	05.	May
52	0.2	06.	June
75	0.2	07.	July; "summer"
46	0.2	08.	August
28	0.1	09.	September
53	0.1	10.	October; "fall"; "autumn"
36	0.1	11.	November
33	0.1	12.	December
46	0.3	98.	Moved out of an institution
73	0.1	99.	NA; DK
46,215	97.8	00.	Inap.: from Latino sample (V30001=7001-9043); born or moved in after the 1985 interview (V30463>0000 and V30464=00); main family nonresponse by 1985 or mover-out nonresponse by 1984 (V30463=0000); not a splitoff in 1985 (V30470≠1 or V30470=1 and V30471≠00)

**V30492 'YEAR S/O FAM FORMED 85' TL0C= 1058- 1059 MD=99**

Year Splitoff Moved Out of Main Family Unit

The last two digits of the year the move occurred are coded here. For example, a value of 85 indicates a move during the year 1985. Refer to Section I, Part 5 of this volume for details of this variable's generation.

98. Moved out of an institution

99. NA year

00. Inap.: from Latino sample (V30001=7001-9043); born or moved in after the 1985 interview (V30463>0000 and V30464=00); main family nonresponse by 1985 or mover-out nonresponse by 1984 (V30463=0000); not a splitoff in 1985 (V30470≠1 or V30470=1 and V30471≠00)

**V30493 'MAIN FAM ID FOR S/O 85' TL0C= 1060- 1063**

1985 ID Number of the Main Family from which this Individual's Splitoff Family Was Formed

Actual 1985 ID Numbers (0001-7032) were coded for individuals who moved out of main families or institutions to form splitoff families.

9997. This splitoff individual did not move out of a main family or institution, e.g., nonsample Heads, Wives or others who appeared for the first time in the 1985 splitoff family; children newly born in, etc.

0000. Inap.: from Latino sample (V30001=7001-9043); born or moved in after the 1985 interview (V30463>0000 and V30464=00); main family nonresponse by 1985 or mover-out

nonresponse by 1984 (V30463=0000); not a splitoff in 1985 (V30470≠1 or V30470=1 and V30471≠00)

V30494 'AGE FROM BIRTH DATE 85' TL0C= 1064- 1065 MD=99

Age at the Time of the 1985 Interview as Generated from Birth Date

The values for this variable in the range 02-97 represent the actual age of the individual in years on his or her most recent birthday. This variable is generated from the reported month and year of birth (V30467-V30468) and the date of interview (V11600) using the following assumptions: if the month of birth is NA (V30467=99), July is assumed; if the date of interview is NA (V11600=9999), assume July and that July birthdays did not yet take place; if the day of the interview is less than the fifteenth day of the month, assume that birthdays in the same month did not yet take place. Consistency with V30466, reported age, has not been forced.

- 01. Newborn up to second birthday
- 98. 98 years old or more
- 99. NA; DK (V30476=9999)
- 00. Inap.: from Latino sample (V30001=7001-9043); born or moved in after the 1985 interview (V30463>0000 and V30464=00); main family nonresponse by 1985 or mover-out nonresponse by 1984 (V30463=0000)

V30495 'TYPE OF IND RECORD 85' TL0C= 1066- 1067 MD=99

Type of Individual Data Record in 1985

All individuals who became main family nonresponse in 1985 have 1985 ID numbers equal to 0000 and zero data values for 1985, but have nonzero data values for their 1984 records. Mover-out nonresponse individuals for 1985 have nonzero data for 1985 just as response individuals do; however, the movers-out have 1985 sequence numbers in the range 51-89. Codes 01-04 below apply to main family nonresponse individuals only; codes 06-08 are reserved for mover-out nonresponse.

- 265 01. This sample member was 18 years old or older at the time of main family nonresponse and had been in the FU in 1984.
- 86 02. This sample member was less than 18 at the time of main family nonresponse and had been in the FU in 1984.
- 112 03. This nonsample individual had been in the 1984 FU, and this FU became nonresponse in 1985.
- 5 04. This sample member had been in an institution in 1984 but his or her main family became nonresponse in 1985.
- 281 05. This sample member, although connected with a 1985 response family, was in an institution at the time of the 1985 interview.
- 88 06. This sample individual was 18 years old or older and moved out or died between the 1984 and 1985 interviews.
- 129 07. This sample member was less than 18 and moved out or died between the 1984 and 1985 interviews.
- 464 08. This nonsample individual moved out or died between the 1984 and 1985 interviews.
- 12,231 09. This individual had not been born or moved in by the time of the 1985 interview; individual from Latino sample (V30001=7001-9043)
- 13,512 10. This individual had become nonresponse by the time of the 1984 interview.
- 99. NA; DK
- 19,717 00. Inap.: in a panel family in 1985 (V30464=01-20).

V30496 'WHY NONRESPONSE 85' TL0C= 1068- 1069 MD=99

Reason for NonFU Membership in 1985

Individuals ineligible for the interview consist of those who were too young (under 18 years old) or who are not sample members.

- 304 01. Refusal by all eligible/available FU members.
- 1 02. No-one at home for contact during the interviewing period.

- 14 03. Respondent absent; some FU member contacted, but not the appropriate respondent.
- 94 04. Lost; unable to locate any member of the FU at all.
- 97 05. FU is located too far away for interviewer contact.
- 137 11. This individual was in the armed forces.
- 19 12. This individual was in an educational institution.
- 25 13. This individual was in a health care facility
- 7 14. This individual was in jail or prison
19. This individual was in some other type of institution, for example, a religious order. Cases in which the type of institution is unknown are included here, also.
21. This individual was not eligible for the interview and the Head or the Wife, whichever is the sample member, became main family nonresponse because he/she was institutionalized by joining the armed forces.
22. This individual was not eligible for the interview and became main family nonresponse because the Head or Wife, whichever is sample, became institutionalized by entering an educational institution.
23. This individual was not eligible for the interview and became main family nonresponse because the Head or Wife, whichever is the sample member, became institutionalized by entering a health care facility.
24. This individual was not eligible for the interview and became main family nonresponse because the Head or Wife, whichever is the sample member, became institutionalized through imprisonment.
- 1 29. This individual was not eligible for the interview and became main family nonresponse because the Head or Wife, whichever is sample, became institutionalized by some means other than the above; for example, he/she may have entered a religious order. Cases in which the type of institution is unknown are included here, also.
- 14 31. This individual was unable to cooperate through disability.
- 6 32. This individual was not eligible for the interview and the Head or Wife, whichever is sample, was unable to cooperate through disability.
- 120 41. This individual died between the 1984 and 1985 interviews.
- 20 42. This individual was not eligible for the interview and became main family nonresponse because the Head or Wife, whichever is sample, died.
51. This individual, although followed for interview, was discovered to be nonsample: office error.
52. This individual should have been followed but was not: office error.
53. This individual was mistakenly included in two or more response families at once; this record is the duplicate, or erroneous, one.
54. Listing error: this individual never existed or was not really living in the FU.
- 1 59. Other office error
91. This sample individual moved out of the 1985 main family and was eligible for interviewing but the reason for nonresponse is NA.
- 570 92. Individual moved out of the 1985 main family and was not eligible for interviewing because he/she was either nonsample or too young.
93. The Head or Wife of this FU, whichever is sample, united with another FU; this individual was not eligible for the interview and therefore became nonresponse.
- 12,231 97. This individual had not been born or moved in by the time of the 1985 interview (V30463>0000 and V30464=00); individual from Latino sample (V30001=7001-9043)
- 13,512 98. This individual became main family or mover-out nonresponse by 1984 (V30429=0000 and V30463=0000 or V30429>0000 and V30430=71-89 and V30463=0000)
99. NA; DK
- 19,717 00. Inap.: in a panel family in 1985 (V30464=01-20)

**V30497 'INDIVIDUAL WEIGHT 85' TLOC= 1070- 1072**1984 Weight, Updated for 1985

This variable is nonzero only for sample members associated with a 1985 response family. Sample members born into the family in 1985 receive either the average of the Head's and spouse's weights or, in the event of a single Head, the child receives the Head's weight. For those sample members either not yet part of the family in 1979 but present by 1984 or who were main family nonresponse in 1979 and moved back into the panel in 1984, the most recent weight is brought forward to these tape locations. Refer to Section I, Part 5 of this volume for details on the weights themselves.

OSIRIS USERS: Note that this variable is defined in the dictionary as having one decimal place.

00. Inap.: from Latino sample (V30001=7001-9043); born or moved in after the 1985 interview (V30463>0000 and V30464=00); main family nonresponse by 1985 or mover-out nonresponse by 1984 (V30463=0000); individual was not a sample member (V30002=170-228)

**1986 INDIVIDUAL VARIABLES:** Distributions are calculated for all cases using the 1986 weight (V30534) for the percents.

**V30498 '1986 INTERVIEW NUMBER 86' TLOC= 1073- 1076**1986 Interview Number (1986 ID Number)

The values for this variable in the range 0001-7018 represent the 1986 ID number of the interview in which this individual was included in 1986.

0000. Main family nonresponse by 1986 or mover-out nonresponse by 1985; from Latino sample (V30001=7001-9043)

**V30499 'SEQUENCE NUMBER 86' TLOC= 1077- 1078**1986 Sequence Number

This sequence number variable provides a means of identifying an individual's status with regard to the FU at the time of the 1986 interview.

19,552	97.1	01-20.	Individuals in the family at the time of the 1986 interview
298	2.1	51-59.	Individuals in institutions at the time of the 1986 interview
524	0.5	71-80.	Individuals who moved out of the FU or out of institutions and established their own households between the 1985 and 1986 interviews
63	0.3	81-89.	Individuals who were living in 1985 but died by the time of the 1986 interview
26,453		00.	Born or moved in after the 1986 interview; from Latino sample (V30001=7001-9043); main family nonresponse by 1986 or mover-out nonresponse by 1985 (V30498=0000)

**V30500 'RELATIONSHIP TO HEAD 86' TLOC= 1079- 1080**1986 Relationship to Head

Note that these relationships are those to the 1985 Head for any individual whose 1986 sequence number (V30499) is greater than 50, that is, has moved out of the FU. Thus, for example, if the 1985 Head is no longer present at the time of the 1986 interview, his or her relationship to Head is coded 10; the new 1986 Head also is coded 10. Therefore, to select current Heads, the user must select those coded 10 in this variable whose sequence numbers (V30499)=01.

7,128	41.1	10.	Head in 1986; 1985 Head who was mover-out nonresponse by the time of the 1986 interview
3,876	22.0	20.	Legal wife in 1986; 1985 wife who was mover-out nonresponse by the time of the 1986 interview

204	0.6	22.	"Wife"--female cohabitor who has lived with Head for a year or more <u>or</u> who was present in the 1985 family, since consecutive interviews may be taken less or more than twelve months apart; 1985 "wife" who was mover-out nonresponse by the time of the 1986 interview
7,143	32.4	30.	Son or daughter of <u>Head</u> (includes adopted children but not stepchildren)
621	1.9	33.	Stepson or stepdaughter of <u>Head</u> (children of legal wife (code 20) who are not children of Head)
105	0.2	35.	Son or daughter of " <u>wife</u> " but not Head (includes only those children whose mother's relationship to Head is 22 but who are not Head's children)
39	0.0	37.	Son-in-law or daughter-in-law of Head (includes stepchildren-in-law)
14	0.0	38.	Foster son or foster daughter, not legally adopted
124	0.4	40.	Brother or sister of Head (includes step and half sisters and brothers)
29	0.1	47.	Brother-in-law or sister-in-law of Head; i.e., brother or sister of legal wife.
5	0.0	48.	Brother or sister of Head's cohabitor (the cohabitor's code=22 or 88)
91	0.2	50.	Father or mother of Head (includes stepparents)
55	0.0	57.	Father-in-law or mother-in-law of Head (includes parents of legal wives (code 20) only)
4		58.	Father or mother of Head's cohabitor (the cohabitor's code=22 or 88)
454	0.9	60.	Grandson or granddaughter of Head (includes only <u>legal</u> wife's (code 20) grandchildren; those of a cohabitor are coded 97)
20	0.0	65.	Great-grandson or great-granddaughter of Head (includes only <u>legal</u> wife's (code 20) great-grandchildren; those of a cohabitor are coded 97)
25	0.0	66.	Grandfather or grandmother of Head (includes stepgrandparents)
4		67.	Grandfather or grandmother of legal wife (code 20)
		68.	Greatgrandfather or greatgrandmother of Head
		69.	Greatgrandfather or greatgrandmother of legal wife (code 20)
102	0.1	70.	Nephew or niece of Head
20	0.0	71.	Nephew or niece of legal wife (code 20)
19	0.0	72.	Uncle or Aunt of Head
2		73.	Uncle or Aunt of legal wife (code 20)
27	0.0	74.	Cousin of Head
4	0.0	75.	Cousin of legal wife (code 20)
42		83.	Children of first-year cohabitor but not of Head (this child's parent is coded 88)
188		88.	First-year cohabitor of Head
15	0.1	90.	Legal husband of Head
18		95.	Other relative of Head
		96.	Other relative of legal wife (code 20)
2		97.	Other relative of cohabitor (the cohabitor's code=22 or 88)
57	0.1	98.	Other nonrelatives (includes homosexual friends, friends of children of the FU, etc.)
26,453		00.	From Latino sample (V30001=7001-9043); born or moved in after the 1986 interview (V30498>0000 and V30499=00); main

family nonresponse by 1986 or mover-out nonresponse by 1985 (V30498=0000)

V30501 'AGE OF INDIVIDUAL 86' TL0C= 1081- 1082 MD=99

Age at the Time of the 1986 Interview

The values for this variable in the range 02-97 represent the actual age of the individual reported in years on his or her most recent birthday. See V30531 for an age variable that is generated from birth date information. Consistency of V30501 with V30502-V30503 was not forced unless it was clear that the interviewer made an error in recording the individual's age or birth date.

- 01. Newborn up to second birthday
- 98. 98 years old or more
- 99. NA; DK
- 00. From Latino sample (V30001=7001-9043); born or moved in after the 1986 interview (V30498>0000 and V30499=00); main family nonresponse by 1986 or mover-out nonresponse by 1985 (V30498=0000)

V30502 'MONTH IND BORN 86' TL0C= 1083- 1084 MD=99

Month of Birth

1,800	8.7	01.	January; "winter"
1,555	7.5	02.	February
1,691	8.2	03.	March
1,550	7.6	04.	April; "spring"
1,621	8.4	05.	May
1,590	8.2	06.	June
1,718	8.4	07.	July; "summer"
1,761	8.8	08.	August
1,807	9.1	09.	September
1,767	8.4	10.	October; "fall"; "autumn"
1,722	8.4	11.	November
1,701	7.8	12.	December
154	0.4	99.	NA; DK
26,453		00.	From Latino sample (V30001=7001-9043); born or moved in after the 1986 interview (V30498>0000 and V30499=00); main family nonresponse by 1986 or mover-out nonresponse by 1985 (V30498=0000)

V30503 'YEAR IND BORN 86' TL0C= 1085- 1088 MD=9999

Year of Birth

The actual year of birth is coded here.

- 9999. NA; DK
- 0000. From Latino sample (V30001=7001-9043); born or moved in after the 1986 interview (V30498>0000 and V30499=00); main family nonresponse by 1986 or mover-out nonresponse by 1985 (V30498=0000)

V30504 'MARR PAIRS INDICATOR 86' TL0C= 1089

1986 Married Pairs Indicator

This variable links pairs of individuals who were married or permanently cohabiting at the time of the 1986 interview. The spouses in the first such pair within a family unit each receive a code value of 1 here; the second, a value of 2, etc. Usually, the first married pair consists of Head and Wife/ "Wife" or Head and Husband of Head.

- 0. Inap.: not married or cohabiting; spouse was not in FU at the time of the 1986 interview; from Latino sample (V30001=7001-9043); born or moved in after the 1986 interview (V30498>0000 and V30499=00); main family nonresponse by 1986 or mover-out nonresponse by 1985 (V30498=0000)



## V30505 'WHETHER MOVED IN/OUT 86' TL0C= 1090

1986 Moved In/Moved Out Indicator

1,369	3.8	1.	Moved in or born between the 1985 and 1986 interviews; splitoff in 1986
60	0.1	2.	Appeared; did not move in between the 1985 and 1986 interviews, but not included in FU for 1985 (i.e., listing error)
497	0.5	5.	Moved out of FU or out of an institution between the 1985 and 1986 interviews and was not included in a 1986 panel FU
87	0.7	6.	Moved out of FU and into an institution between the 1985 and 1986 interviews
63	0.3	7.	Living in 1985 but died by the time of the 1986 interview
31	0.0	8.	Disappeared; moved out prior to the 1985 interview, but included in FU for 1985 (usually a listing error)
44,783	94.6	0.	Inap.: in main family in both 1985 and 1986; from Latino sample (V30001=7001-9043); in an institution in both 1985 and 1986 (V30464=51-59 and V30499=51-59); born or moved in after the 1986 interview (V30498>0000 and V30499=00); main family nonresponse by 1986 or mover-out nonresponse by 1985 (V30498=0000)

## V30506 'MONTH MOVED IN/OUT 86' TL0C= 1091- 1092 MD=99

Month Moved In or Out

149	0.3	01.	January; "winter"
106	0.2	02.	February
88	0.2	03.	March
67	0.1	04.	April; "spring"
116	0.3	05.	May
154	0.3	06.	June
117	0.3	07.	July; "summer"
163	0.4	08.	August
175	0.7	09.	September
152	0.2	10.	October; "fall"; "autumn"
135	0.2	11.	November
129	0.3	12.	December
71	0.1	99.	NA; DK
45,268	96.5	00.	Inap.: splitoff; from Latino sample (V30001=7001-9043); born or moved in after the 1986 interview (V30498>0000 and V30499=00); main family nonresponse by 1986 or mover-out nonresponse by 1985 (V30498=0000); moved from institution to own FU between the 1985 and 1986 interviews and was not interviewed for 1986 (V30464=51-59 and V30499=71-80); in an institution in both 1985 and 1986 (V30499=51-59 and V30505=0); stayed in main family (V30499=01-20 and V30505=0)

## V30507 'YEAR MOVED IN/OUT 86' TL0C= 1093- 1094 MD=99

Year Moved In or Out

The last two digits of the year the move occurred are coded here. For example, a value of 86 indicates a move during the year 1986.

99. NA; DK

00. Inap.: from Latino sample (V30001=7001-9043); born or moved in after the 1986 interview (V30498>0000 and V30499=00); main family nonresponse by 1986 or mover-out nonresponse by 1985 (V30498=0000); moved from institution to own FU between the 1985 and 1986 interviews and was not interviewed for 1986 (V30464=51-59 and V30499=71-80); in an institution in both 1985 and 1986 (V30499=51-59 and V30505=0); stayed in main family (V30499=01-20 and V30505=0); splitoff (V30505=1 and V30506=00)

## V30508 'WEEKLY HOUSEWORK 86' TL0C= 1095- 1096 MD=99

586 - 1986 INDIVIDUAL DATA

- F1. About how much time does your (wife/"WIFE") spend on housework in an average week? I mean time spent cooking, cleaning, and doing other work around the house.
- F2. About how much time do you (HEAD) spend on housework in an average week? (I mean time spent cooking, cleaning, and doing other work around the house.)
- F5. Does anyone else there in your household help with the housework?
- F6. Who is that?
- F7. About how much time does (he/she) spend on housework in an average week?

The values for this variable in the range 01-97 represent the actual housework hours done per week by this individual.

98. 98 hours per week or more
99. NA; DK
00. Inap.: none; from Latino sample (V30001=7001-9043); born or moved in after the 1986 interview (V30498>0000 and V30499=00); main family nonresponse by 1986 or mover-out nonresponse by 1985 (V30498=0000); in an institution or mover-out nonresponse for 1986 (V30499=51-89)

**V30509 'EMPLOYMENT STAT 86' TL0C= 1097**

- B1. We would like to know about what you do--are you (HEAD) working now, looking for work, retired, keeping house, a student, or what?
- D1b. We would like to know about what your (wife/"WIFE") does--is she working now, looking for work, retired, keeping house, a student, or what?
- G75. We would like to know about what (INDIVIDUAL) does--is (he/she) working now, looking for work, retired, a student, keeping house, or what?

8,271	44.3	1.	Working now
189	1.0	2.	Only temporarily laid off
878	3.1	3.	Looking for work, unemployed
1,129	8.8	4.	Retired
429	1.8	5.	Permanently disabled
1,846	10.1	6.	Housewife; keeping house
1,021	5.2	7.	Student
68	0.3	8.	Other
61	0.1	9.	NA; DK
32,998	25.5	0.	Inap.: from Latino sample (V30001=7001-9043); born or moved in after the 1986 interview (V30498>0000 and V30499=00); main family nonresponse by 1986 or mover-out nonresponse by 1985 (V30498=0000); mover-out nonresponse for 1986 only if deceased (V30499=81-89); in an institution in both 1985 and 1986 (V30499=51-59 and V30505=0); not a person age 16 or older (V30501=01-15)

**V30510 'G88 MD LAST IN SCH 86' TL0C= 1098- 1099 MD=99**

G88. When did (he/she) last attend school?-MONTH

26	0.1	01.	January; "winter"
12	0.1	02.	February
310	1.9	03.	March
374	1.7	04.	April; "spring"
303	1.4	05.	May
367	1.6	06.	June
9	0.0	07.	July; "summer"
12	0.0	08.	August
18	0.1	09.	September
11	0.0	10.	October; "fall"; "autumn"
15	0.1	11.	November
34	0.1	12.	December
341	0.8	98.	DK
1,068	3.4	99.	NA
43,990	88.7	00.	Inap.: from Latino sample (V30001=7001-9043); born or moved in after the 1986 interview (V30498>0000 and V30499=00); main family nonresponse by 1986 or mover-out nonresponse by 1985 (V30498=0000); mover-out nonresponse for 1986 only if deceased (V30499=81-89); in an

institution in both 1985 and 1986 (V30499=51-59 and V30505=0); not a person age 16 or older (V30501=01-15)

V30511 'G88 YR LAST IN SCH 86' TL0C= 1100- 1101 MD=99

G88. When did (he/she) last attend school?-YEAR

The last two digits of the year this individual last attended school are coded here. For example, a value of 86 indicates the year 1986.

- 97. Before 1901
- 98. DK
- 99. NA
- 00. Inap.: from Latino sample (V30001=7001-9043); born or moved in after the 1986 interview (V30498>0000 and V30499=00); main family nonresponse by 1986 or mover-out nonresponse by 1985 (V30498=0000); mover-out nonresponse for 1986 only if deceased (V30499=81-89); in an institution in both 1985 and 1986 (V30499=51-59 and V30505=0); not a person age 16 or older (V30501=01-15)

V30512 'WHETHER STUDENT 86' TL0C= 1102 MD=9

G89. Was (he/she) enrolled as a full-time or part-time student?

1,186	6.0	1.	Full-time student
133	0.5	3.	Part-time student
		5.	Not enrolled in school
29	0.1	9.	NA; DK
45,542	93.4	0.	Inap.: from Latino sample (V30001=7001-9043); born or moved in after the 1986 interview (V30498>0000 and V30499=00); main family nonresponse by 1986 or mover-out nonresponse by 1985 (V30498=0000); Head or Wife in 1986 (V30499=01-20 and V30500=10, 20 or 22); in an institution in both 1985 and 1986 (V30499=51-59 and V30505=0); not a person age 16 or older (V30501=01-15); last attended school before 1985 (V30511=01-84, 97 or 99)

V30513 'COMPLETED EDUCATION 86' TL0C= 1103- 1104 MD=99

G90. What is the highest grade or year of school that (he/she) has completed?

The values for this variable in the range 01-16 represent the actual grade of school completed, e.g., a value of 08 indicates that this individual completed the eighth grade by the time of the 1986 interview. A code value of 17 indicates that this individual has completed at least some postgraduate work. This variable contains values for 1986 Heads and Wives/"Wives" from 1986 family-level data, although information about completed education is not asked annually for them as it is for other family unit members. For 1986 Heads, these were computed as follows: if V13582 is greater than zero, then completed education equals 12 plus the value for V13582. For the remaining cases, a value of 1 at V13568 was converted to a value of 12. Otherwise, completed education equals V13571 plus V13576. For the recency of the data, see family-level V13668. Wives/"Wives" were treated similarly: if V13512 is greater than zero, then completed education equals 12 plus the value for V13512. For the remaining cases, a value of 1 at V13503 was converted to a value of 12. Otherwise, completed education equals V13505 plus V13508. For the recency of the data, see family-level V13669.

- 99. NA; DK
- 00. Inap.: from Latino sample (V30001=7001-9043); born or moved in after the 1986 interview (V30498>0000 and V30499=00); main family nonresponse by 1986 or mover-out nonresponse by 1985 (V30498=0000); in an institution in both 1985 and 1986 (V30499=51-59 and V30505=0); not a person age 16 or older (V30501=01-15)

V30514 'TYPE TXBL INCOME 86' TL0C= 1105

TYPE OF TAXABLE INCOME RECEIVED DURING 1985:

588 - 1986 INDIVIDUAL DATA

G76. During 1985 did (he/she) have a full-time or part-time job (not counting work around the house)?

G84. What was that from?

7,661	36.5	1.	Labor income
771	7.2	2.	Asset income
2,521	18.6	3.	Both labor and asset income
35,937	37.7	0.	Inap.: no taxable income; from Latino sample (V30001=7001-9043); born or moved in after the 1986 interview (V30498>0000 and V30499=00); main family nonresponse by 1986 or mover-out nonresponse by 1985 (V30498=0000); in an institution in both 1985 and 1986 (V30499=51-59 and V30505=0)

V30515 'TOT TXBL INCOME 86' TL0C= 1106- 1111

TOTAL 1985 TAXABLE MONEY INCOME OF THIS INDIVIDUAL:

G78. About how much money did (he/she) earn from that job last year?

G85. How much was that last year?

The values for this variable in the range 000001-999998 indicate the amount of total taxable income received in whole dollars. All missing data were assigned. For Heads or Wives, the values here are labor and assets of each; these components were coded separately beginning in 1986.

999999. \$999,999 or more

000000. Inap.: from Latino sample (V30001=7001-9043); born or moved in after the 1986 interview (V30498>0000 and V30499=00); main family nonresponse by 1986 or mover-out nonresponse by 1985 (V30498=0000); in an institution in both 1985 and 1986 (V30499=51-59 and V30505=0); no taxable income (V30514=0)

V30516 'ACC TOT TXBL INCOME 86' TL0C= 1112

Accuracy of 1985 Taxable Income for This Individual

63	0.3	1.	Minor assignment
645	2.5	2.	Major assignment
46,182	97.2	0.	Inap.: no assignment; from Latino sample (V30001=7001-9043); born or moved in after the 1986 interview (V30498>0000 and V30499=00); main family nonresponse by 1986 or mover-out nonresponse by 1985 (V30498=0000); in an institution in both 1985 and 1986 (V30499=51-59 and V30505=0); no taxable income (V30514=0)

V30517 'ANN WORK HRS 86' TL0C= 1113- 1116

WORK HOURS IN 1985:

G79. About how many weeks did (he/she) work on that job last year?

G81. During the weeks that (he/she) worked, about how many hours did (he/she) usually work per week?

The values for this variable indicate the actual hours worked in 1985. All missing data were assigned.

0000. Inap.: from Latino sample (V30001=7001-9043); born or moved in after the 1986 interview (V30498>0000 and V30499=00); main family nonresponse by 1986 or mover-out nonresponse by 1985 (V30498=0000); in an institution in both 1985 and 1986 (V30499=51-59 and V30505=0); did not work (V30514=0 or 2)

V30518 'ACC ANN WRK HRS 86' TL0C= 1117

Accuracy of This Individual's Work Hours in 1985

276	1.3	1.	Minor assignment
217	0.9	2.	Major assignment
46,397	97.9	0.	Inap.: no assignment; from Latino sample (V30001=7001-9043); born or moved in after the 1986 interview (V30498>0000 and V30499=00); main family nonresponse by 1986 or mover-out nonresponse by 1985 (V30498=0000); in an

institution in both 1985 and 1986 (V30499=51-59 and V30505=0); did not work (V30514=0 or 2)

**V30519 'TYPE TRANSFER Y 86' TL0C= 1118- 1119**

TYPE OF TRANSFER INCOME RECEIVED DURING 1985:

G83. Did (he/she) have any (other) income, such as pensions, welfare, interest, gifts, or anything else, last year?

G84. What was that from?

261	0.7	01.	ADC, AFDC only
139	0.5	02.	Supplemental Security Income, SSI only
124	0.3	03.	Other Welfare only
1,077	7.5	04.	Social Security only
105	0.5	05.	Veterans pension
158	1.3	06.	Other retirement pay, pensions, or annuities only
448	2.3	07.	Unemployment compensation only
122	0.6	08.	Workmen's Compensation only
236	1.4	09.	Child support only
233	1.3	10.	Help from relatives only
305	1.7	11.	Other transfers only
1,197	7.9	15.	More than one of the above; any combination
42,485	74.1	00.	Inap.: no transfer income; from Latino sample (V30001=7001-9043); born or moved in after the 1986 interview (V30498>0000 and V30499=00); main family nonresponse by 1986 or mover-out nonresponse by 1985 (V30498=0000); in an institution in both 1985 and 1986 (V30499=51-59 and V30505=0)

**V30520 'G31 TYPE SOC SEC RCD 86' TL0C= 1120**

TYPE OF SOCIAL SECURITY RECEIVED DURING 1985:

G31. Did you (HEAD) (or anyone else in the family there) receive any income in 1985 from Social Security?

G33. Was that disability, retirement, survivor's benefits, or what?

287	1.4	1.	Disability
1,101	9.1	2.	Retirement
379	2.3	3.	Survivor's benefits
15	0.1	4.	Any combination of the above
22	0.1	7.	Other
47	0.2	9.	NA; DK
45,039	86.8	0.	Inap.: no Social Security income; from Latino sample (V30001=7001-9043); born or moved in after the 1986 interview (V30498>0000 and V30499=00); main family nonresponse by 1986 or mover-out nonresponse by 1985 (V30498=0000); in an institution in both 1985 and 1986 (V30499=51-59 and V30505=0); no transfers (V30519=00)

**V30521 'G34 AMT SOC SEC RCD 86' TL0C= 1121- 1125**

TOTAL SOCIAL SECURITY INCOME RECEIVED DURING 1985 BY THIS INDIVIDUAL:

G31. Did you (HEAD) (or anyone else in the family there) receive any income in 1985 from Social Security?

G33. Was that disability, retirement, survivor's benefits, or what?

G34. How much was it?

99999. \$99,999 or more

00000. Inap.: from Latino sample (V30001=7001-9043); born or moved in after the 1986 interview (V30498>0000 and V30499=00); main family nonresponse by 1986 or mover-out nonresponse by 1985 (V30498=0000); in an institution in both 1985 and 1986 (V30499=51-59 and V30505=0); no transfers (V30519=00); no Social Security (V30520=0)

**V30522 'G34 ACC SOC SEC AMT 86' TL0C= 1126**

Accuracy of 1985 Social Security Income for This Individual

49	0.3	1.	Minor assignment
62	0.3	2.	Major assignment

590 - 1986 INDIVIDUAL DATA

46,779 99.4 0. Inap.: no assignment; from Latino sample (V30001=7001-9043); born or moved in after the 1986 interview (V30498>0000 and V30499=00); main family nonresponse by 1986 or mover-out nonresponse by 1985 (V30498=0000); in an institution in both 1985 and 1986 (V30499=51-59 and V30505=0); no transfers (V30519=00); no Social Security (V30520=0)

**V30523 'TOT TRANSFR EXC SS 86' TLQC= 1127- 1131**

OTHER 1985 TRANSFER MONEY INCOME OF THIS INDIVIDUAL (EXCLUDING SOCIAL SECURITY):

- G83. Did (he/she) have any (other) income, such as pensions, welfare, interest, gifts, or anything else, last year?
- G84. What was that from?
- G85. How much was that last year?

The values for this variable in the range 00001-99998 indicate the amount of transfer income received excluding Social Security received in whole dollars. All missing data were assigned.

- 99999. \$99,999 or more
- 00000. Inap.: from Latino sample (V30001=7001-9043); born or moved in after the 1986 interview (V30498>0000 and V30499=00); main family nonresponse by 1986 or mover-out nonresponse by 1985 (V30498=0000); in an institution in both 1985 and 1986 (V30499=51-59 and V30505=0); no transfer income or only Social Security income (V30519=00 or 04)

**V30524 'ACC TOT TRNSFR EXC SS 86' TLQC= 1132**

Accuracy of 1985 Other Transfer Income for This Individual

12	0.0	1.	Minor assignment
46	0.1	2.	Major assignment

46,832 99.9 0. Inap.: no assignment; from Latino sample (V30001=7001-9043); born or moved in after the 1986 interview (V30498>0000 and V30499=00); main family nonresponse by 1986 or mover-out nonresponse by 1985 (V30498=0000); in an institution in both 1985 and 1986 (V30499=51-59 and V30505=0); no transfer income or only Social Security income (V30519=00 or 04)

**V30525 'TOTAL TRNSFR INCOME 86' TLQC= 1133- 1137**

TOTAL 1985 TRANSFER MONEY INCOME OF THIS INDIVIDUAL

The values for this variable in the range 00001-99998 indicate the total amount of transfer income received in whole dollars. This amount was calculated by summing V30521 and V30523.

- 99999. \$99,999 or more
- 00000. Inap.: from Latino sample (V30001=7001-9043); born or moved in after the 1986 interview (V30498>0000 and V30499=00); main family nonresponse by 1986 or mover-out nonresponse by 1985 (V30498=0000); in an institution in both 1985 and 1986 (V30499=51-59 and V30505=0); no transfer income (V30519=00)

**V30526 'H32/35 WTR MEDICAID 86' TLQC= 1138 MD=9**

- H32. Do you have (Medicaid/ Medi-Cal/ Medical Assistance/ Welfare/Medical Services)? [DO NOT INCLUDE MEDICARE]
- H34. What about the other family members living there--do any of them have (Medicaid/ Medi-Cal/ Medical Assistance/ Welfare/ Medical Services)? [IF NECESSARY: Is that some or all of the other family members?]
- H35. Who is covered?

2,137	7.1	1.	Yes, is covered
17,336	89.7	5.	No, is not covered
79	0.3	9.	NA; DK

27,338 2.9 0. Inap.: from Latino sample (V30001=7001-9043); born or moved in after the 1986 interview (V30498>0000 and V30499=00); main family nonresponse by 1986 or mover-out nonresponse by 1985 (V30498=0000); in an institution or mover-out nonresponse in 1986 (V30499=51-89)

**V30527 'H1/37/69 HLTH STATUS 86' TL0C= 1139 MD=9**

H1. Now I have a few questions about your health, including any serious limitations you might have. Would you (HEAD) say your health in general is excellent, very good, good, fair, or poor?

H37. Now I have a few questions about your (wife's/"WIFE's") health. Would you say her health in general is excellent, very good, good, fair, or poor?

H69e. Would you say (INDIVIDUAL's) health in general is excellent, very good, good, fair, or poor?

6,434	32.0	1.	Excellent
5,668	29.3	2.	Very good
4,835	22.7	3.	Good
1,816	9.3	4.	Fair
690	3.5	5.	Poor
11	0.0	8.	Don't know
98	0.2	9.	NA
27,338	2.9	0.	Inap.: from Latino sample (V30001=7001-9043); born or moved in after the 1986 interview (V30498>0000 and V30499=00); main family nonresponse by 1986 or mover-out nonresponse by 1985 (V30498=0000); in an institution or mover-out nonresponse in 1986 (V30499=51-89)

**V30528 'MONTH S/O FAM FORMED 86' TL0C= 1140- 1141 MD=99**

Month Splitoff Moved Out of Main Family Unit

Refer to Section I, Part 5 of this volume for details of this variable's generation.

31	0.2	01.	January: "winter"
34	0.2	02.	February
22	0.1	03.	March
29	0.1	04.	April; "spring"
27	0.1	05.	May
46	0.1	06.	June
33	0.1	07.	July; "summer"
44	0.2	08.	August
40	0.2	09.	September
29	0.1	10.	October; "fall"; "autumn"
27	0.1	11.	November
27	0.1	12.	December
31	0.2	98.	Moved out of an institution
58	0.1	99.	NA; DK
46,412	98.2	00.	Inap.: from Latino sample (V30001=7001-9043); born or moved in after the 1986 interview (V30498>0000 and V30499=00); main family nonresponse by 1986 or mover-out nonresponse by 1985 (V30498=0000); not a splitoff in 1986 (V30505≠1 or V30505=1 and V30506≠00)

**V30529 'YEAR S/O FAM FORMED 86' TL0C= 1142- 1143 MD=99**

Year Splitoff Moved Out of Main Family Unit

The last two digits of the year the move occurred are coded here. For example, a value of 86 indicates a move during the year 1986. Refer to Section I, Part 5 of this volume for details of this variable's generation.

98. Moved out of an institution

99. NA year

00. Inap.: from Latino sample (V30001=7001-9043); born or moved in after the 1986 interview (V30498>0000 and V30499=00); main family nonresponse by 1986 or mover-out

nonresponse by 1985 (V30498=0000); not a splitoff in 1986 (V30505#1 or V30505=1 and V30506#00)

**V30530 'MAIN FAM ID FOR S/D 86' TL0C= 1144- 1147**

1986 ID Number of the Main Family from which this Individual's Splitoff Family Was Formed

Actual 1986 ID Numbers (0001-7018) were coded for individuals who moved out of main families or institutions to form splitoff families.

- 9997. This splitoff individual did not move out of a main family or institution, e.g., nonsample Heads, Wives or others who appeared for the first time in the 1986 splitoff family; children newly born in, etc.
- 0000. Inap.: from Latino sample (V30001=7001-9043); born or moved in after the 1986 interview (V30498>0000 and V30499=00); main family nonresponse by 1986 or mover-out nonresponse by 1985 (V30498=0000); not a splitoff in 1986 (V30505#1 or V30505=1 and V30506#00)

**V30531 'AGE FROM BIRTH DATE 86' TL0C= 1148- 1149 MD=99**

Age at the Time of the 1986 Interview as Generated from Birth Date

The values for this variable in the range 02-97 represent the actual age of the individual in years on his or her most recent birthday. This variable is generated from the reported month and year of birth (V30502-V30503) and the date of interview (V13008) using the following assumptions: if the month of birth is NA (V30502=99), July is assumed; if the date of interview is NA (V13008=9999), assume July and that July birthdays did not yet take place; if the day of the interview is less than the fifteenth day of the month, assume that birthdays in the same month did not yet take place. Consistency with V30501, reported age, has not been forced.

- 01. Newborn up to second birthday
- 98. 98 years old or more
- 99. NA; DK (V30503=9999)
- 00. Inap.: from Latino sample (V30001=7001-9043); born or moved in after the 1986 interview (V30498>0000 and V30499=00); main family nonresponse by 1986 or mover-out nonresponse by 1985 (V30498=0000)

**V30532 'TYPE OF IND RECORD 86' TL0C= 1150- 1151 MD=99**

Type of Individual Data Record in 1986

All individuals who became main family nonresponse in 1986 have 1986 ID numbers equal to 0000 and zero data values for 1986, but have nonzero data values for their 1985 records. Mover-out nonresponse individuals for 1986 have nonzero data for 1986 just as response individuals do; however, the movers-out have 1986 sequence numbers in the range 51-89. Codes 01-04 below apply to main family nonresponse individuals only; codes 06-08 are reserved for mover-out nonresponse.

- 309 01. This sample member was 18 years old or older at the time of main family nonresponse and had been in the FU in 1985.
- 134 02. This sample member was less than 18 at the time of main family nonresponse and had been in the FU in 1985.
- 137 03. This nonsample individual had been in the 1985 FU, and this FU became nonresponse in 1986.
- 8 04. This sample member had been in an institution in 1985 but his or her main family became nonresponse in 1986.
- 298 05. This sample member, although connected with a 1986 response family, was in an institution at the time of the 1986 interview.
- 71 06. This sample individual was 18 years old or older and moved out or died between the 1985 and 1986 interviews.
- 103 07. This sample member was less than 18 and moved out or died between the 1985 and 1986 interviews.
- 413 08. This nonsample individual moved out or died between the 1985 and 1986 interviews.



11,309	09.	This individual had not been born or moved in by the time of the 1986 interview; individual from Latino sample (V30001=7001-9043)
14,556	10.	This individual had become nonresponse by the time of the 1985 interview.
	99.	NA; DK
19,552	00.	Inap.: in a panel family in 1986 (V30499=01-20).
<b>V30533</b>	<b>'WHY NONRESPONSE</b>	<b>86' TL0C= 1152- 1153 MD=99</b>

Reason for NonFU Membership in 1986

Individuals ineligible for the interview consist of those who were too young (under 18 years old) or who are not sample members.

328	01.	Refusal by all eligible/available FU members.
7	02.	No-one at home for contact during the interviewing period.
79	03.	Respondent absent; some FU member contacted, but not the appropriate respondent.
96	04.	Lost; unable to locate any member of the FU at all.
	05.	FU is located too far away for interviewer contact.
106	11.	This individual was in the armed forces.
149	12.	This individual was in an educational institution.
20	13.	This individual was in a health care facility
21	14.	This individual was in jail or prison
7	19.	This individual was in some other type of institution, for example, a religious order. Cases in which the type of institution is unknown are included here, also.
	21.	This individual was not eligible for the interview and the Head or the Wife, whichever is the sample member, became main family nonresponse because he/she was institutionalized by joining the armed forces.
	22.	This individual was not eligible for the interview and became main family nonresponse because the Head or Wife, whichever is sample, became institutionalized by entering an educational institution.
	23.	This individual was not eligible for the interview and became main family nonresponse because the Head or Wife, whichever is the sample member, became institutionalized by entering a health care facility.
	24.	This individual was not eligible for the interview and became main family nonresponse because the Head or Wife, whichever is the sample member, became institutionalized through imprisonment.
1	29.	This individual was not eligible for the interview and became main family nonresponse because the Head or Wife, whichever is sample, became institutionalized by some means other than the above; for example, he/she may have entered a religious order. Cases in which the type of institution is unknown are included here, also.
24	31.	This individual was unable to cooperate through disability.
4	32.	This individual was not eligible for the interview and the Head or Wife, whichever is sample, was unable to cooperate through disability.
107	41.	This individual died between the 1985 and 1986 interviews.
27	42.	This individual was not eligible for the interview and became main family nonresponse because the Head or Wife, whichever is sample, died.
	51.	This individual, although followed for interview, was discovered to be nonsample: office error.
3	52.	This individual should have been followed but was not: office error.
1	53.	This individual was mistakenly included in two or more response families at once; this record is the duplicate, or erroneous, one.
	54.	Listing error: this individual never existed or was not really living in the FU.
	59.	Other office error
	91.	This sample individual moved out of the 1986 main family and was eligible for interviewing but the reason for nonresponse is NA.

594 - 1986 INDIVIDUAL DATA

- 492            92. Individual moved out of the 1986 main family and was not eligible for interviewing because he/she was either nonsample or too young.
- 1              93. The Head or Wife of this FU, whichever is sample, united with another FU; this individual was not eligible for the interview and therefore became nonresponse.
- 11,309        97. This individual had not been born or moved in by the time of the 1986 interview (V30498>0000 and V30499=00); individual from Latino sample (V30001=7001-9043)
- 14,556        98. This individual became main family or mover-out nonresponse by 1985 (V30463=0000 and V30498=0000 or V30463>0000 and V30464=71-89 and V30498=0000)
- 99. NA; DK
- 19,552        00. Inap.: in a panel family in 1986 (V30499=01-20)

**V30534 'INDIVIDUAL WEIGHT 86' TLOC= 1154- 1156**

1984 Weight, Updated for 1986

This variable is nonzero only for sample members associated with a 1986 response family. Sample members born into the family in 1986 receive either the average of the Head's and spouse's weights or, in the event of a single Head, the child receives the Head's weight. For those sample members either not yet part of the family in 1979 but present by 1984 or who were main family nonresponse in 1979 and moved back into the panel in 1984, the most recent weight is brought forward to these tape locations. Refer to Section I, Part 5 of this volume for details on the weights themselves.

DSIRIS USERS: Note that this variable is defined in the dictionary as having one decimal place.

- 00. From Latino sample (V30001=7001-9043); born or moved in after the 1986 interview (V30498>0000 and V30499=00); main family nonresponse by 1986 or mover-out nonresponse by 1985 (V30498=0000); individual was not a sample member (V30002=170-228)

**1987 INDIVIDUAL VARIABLES:** Distributions are calculated for all cases using the 1987 weight (V30569) for the percents.

**V30535 '1987 INTERVIEW NUMBER 87' TLOC= 1157- 1160**

1987 Interview Number (1987 ID Number)

The values for this variable in the range 0001-7061 represent the 1987 ID number of the interview in which this individual was included in 1987.

- 0000. Main family nonresponse by 1987 or mover-out nonresponse by 1986; from Latino sample (V30001=7001-9043)

**V30536 'SEQUENCE NUMBER 87' TLOC= 1161- 1162**

1987 Sequence Number

This sequence number variable provides a means of identifying an individual's status with regard to the FU at the time of the 1987 interview.

- 19,578    97.1    01-20. Individuals in the family at the time of the 1987 interview
- 274       1.9    51-59. Individuals in institutions at the time of the 1987 interview
- 565       0.6    71-80. Individuals who moved out of the FU or out of institutions and established their own households between the 1986 and 1987 interviews
- 69        0.4    81-89. Individuals who were living in 1986 but died by the time of the 1987 interview

26,404 00. Born or moved in after the 1987 interview; from Latino sample (V30001=7001-9043); main family nonresponse by 1987 or mover-out nonresponse by 1986 (V30535=0000)

V30537 'RELATIONSHIP TO HEAD 87' TL0C= 1163- 1164

1987 Relationship to Head

Note that these relationships are those to the 1986 Head for any individual whose 1987 sequence number (V30536) is greater than 50, that is, has moved out of the FU. Thus, for example, if the 1986 Head is no longer present at the time of the 1987 interview, his or her relationship to Head is coded 10; the new 1987 Head also is coded 10. Therefore, to select current Heads, the user must select those coded 10 in this variable whose sequence numbers (V30536)=01.

7,178	41.5	10.	Head in 1987; 1986 Head who was mover-out nonresponse by the time of the 1987 interview
3,897	22.0	20.	Legal wife in 1987; 1986 wife who was mover-out nonresponse by the time of the 1987 interview
217	0.6	22.	"Wife"--female cohabitor who has lived with Head for a year or more <u>or</u> who was present in the 1986 family, since consecutive interviews may be taken less or more than twelve months apart; 1986 "wife" who was mover-out nonresponse by the time of the 1987 interview
7,125	32.0	30.	Son or daughter of <u>Head</u> (includes adopted children but not stepchildren)
647	2.0	33.	Stepson or stepdaughter of <u>Head</u> (children of legal wife (code 20) who are not children of Head)
115	0.2	35.	Son or daughter of " <u>wife</u> " but not Head (includes only those children whose mother's relationship to Head is 22 but who are not Head's children)
31	0.0	37.	Son-in-law or daughter-in-law of Head (includes stepchildren-in-law)
19	0.0	38.	Foster son or foster daughter, not legally adopted
117	0.4	40.	Brother or sister of Head (includes step and half sisters and brothers)
34	0.1	47.	Brother-in-law or sister-in-law of Head; i.e., brother or sister of legal wife.
4	0.0	48.	Brother or sister of Head's cohabitor (the cohabitor's code=22 or 88)
90	0.1	50.	Father or mother of Head (includes stepparents)
52	0.0	57.	Father-in-law or mother-in-law of Head (includes parents of legal wives (code 20) only)
4		58.	Father or mother of Head's cohabitor (the cohabitor's code=22 or 88)
431	0.8	60.	Grandson or granddaughter of Head (includes only <u>legal</u> wife's (code 20) grandchildren; those of a cohabitor are coded 97)
17	0.0	65.	Great-grandson or great-granddaughter of Head (includes only <u>legal</u> wife's (code 20) great-grandchildren; those of a cohabitor are coded 97)
19	0.0	66.	Grandfather or grandmother of Head (includes stepgrandparents)
3		67.	Grandfather or grandmother of legal wife (code 20)
		68.	Greatgrandfather or greatgrandmother of Head
		69.	Greatgrandfather or greatgrandmother of legal wife (code 20)
93	0.1	70.	Nephew or niece of Head
17	0.0	71.	Nephew or niece of legal wife (code 20)
11		72.	Uncle or Aunt of Head
2		73.	Uncle or Aunt of legal wife (code 20)

596 - 1987 INDIVIDUAL DATA

23		74.	Cousin of Head
2		75.	Cousin of legal wife (code 20)
54	0.0	83.	Children of first-year cohabitor but not of Head (this child's parent is coded 88)
197		88.	First-year cohabitor of Head
15	0.1	90.	Legal husband of Head
17	0.0	95.	Other relative of Head
		96.	Other relative of legal wife (code 20)
1		97.	Other relative of cohabitor (the cohabitor's code=22 or 88)
54	0.0	98.	Other nonrelatives (includes homosexual friends, friends of children of the FU, etc.)
26,404		00.	From Latino sample (V30001=7001-9043); born or moved in after the 1987 interview (V30535>0000 and V30536=00); main family nonresponse by 1987 or mover-out nonresponse by 1986 (V30535=0000)

**V30538 'AGE OF INDIVIDUAL 87' TL0C= 1165- 1166 MD=99**

Age at the Time of the 1987 Interview

The values for this variable in the range 02-97 represent the actual age of the individual reported in years on his or her most recent birthday. See V30566 for an age variable that is generated from birth date information. Consistency of V30538 with V30539-V30540 was not forced unless it was clear that the interviewer made an error in recording the individual's age or birth date.

- 01. Newborn up to second birthday
- 98. 98 years old or more
- 99. NA; DK
- 00. From Latino sample (V30001=7001-9043); born or moved in after the 1987 interview (V30535>0000 and V30536=00); main family nonresponse by 1987 or mover-out nonresponse by 1986 (V30535=0000)

**V30539 'MONTH IND BORN 87' TL0C= 1167- 1168 MD=99**

Month of Birth

1,804	8.8	01.	January; "winter"
1,555	7.3	02.	February
1,691-	8.2	03.	March
1,571	7.5	04.	April; "spring"
1,614	8.1	05.	May
1,606	8.4	06.	June
1,718	8.5	07.	July; "summer"
1,764	8.7	08.	August
1,798	9.1	09.	September
1,766	8.5	10.	October; "fall"; "autumn"
1,686	8.1	11.	November
1,700	7.9	12.	December
213	0.8	99.	NA; DK
26,404		00.	From Latino sample (V30001=7001-9043); born or moved in after the 1987 interview (V30535>0000 and V30536=00); main family nonresponse by 1987 or mover-out nonresponse by 1986 (V30535=0000)

**V30540 'YEAR IND BORN 87' TL0C= 1169- 1172 MD=9999**

Year of Birth

The actual year of birth is coded here.

- 9999. NA; DK
- 0000. From Latino sample (V30001=7001-9043); born or moved in after the 1987 interview (V30535>0000 and V30536=00);

main family nonresponse by 1987 or mover-out nonresponse  
by 1986 (V30535=0000)

**V30541 'MARR PAIRS INDICATOR 87' TL0C= 1173**

1987 Married Pairs Indicator

This variable links pairs of individuals who were married or permanently cohabiting at the time of the 1987 interview. The spouses in the first such pair within a family unit each receive a code value of 1 here; the second, a value of 2, etc. Usually, the first married pair consists of Head and Wife/"Wife" or Head and Husband of Head.

0. Inap.: not married or cohabiting; spouse was not in FU at the time of the 1987 interview; from Latino sample (V30001=7001-9043); born or moved in after the 1987 interview (V30535>0000 and V30536=00); main family nonresponse by 1987 or mover-out nonresponse by 1986 (V30535=0000)

**V30542 'WHETHER MOVED IN/OUT 87' TL0C= 1174**

1987 Moved In/Moved Out Indicator

1,526	4.3	1.	Moved in or born between the 1986 and 1987 interviews; splitoff in 1987
63	0.1	2.	Appeared; did not move in between the 1986 and 1987 interviews, but not included in FU for 1986 (i.e., listing error)
531	0.6	5.	Moved out of FU or out of an institution between the 1986 and 1987 interviews and was not included in a 1987 panel FU
75	0.5	6.	Moved out of FU and into an institution between the 1986 and 1987 interviews
69	0.4	7.	Living in 1986 but died by the time of the 1987 interview
40	0.1	8.	Disappeared; moved out prior to the 1986 interview, but included in FU for 1986 (usually a listing error)
44,586	94.0	0.	Inap.: in main family in both 1986 and 1987; from Latino sample (V30001=7001-9043); in an institution in both 1986 and 1987 (V30499=51-59 and V30536=51-59); born or moved in after the 1987 interview (V30535>0000 and V30536=00); main family nonresponse by 1987 or mover-out nonresponse by 1986 (V30535=0000)

**V30543 'MONTH MOVED IN/OUT 87' TL0C= 1175- 1176 MD=99**

Month Moved In or Out

147	0.4	01.	January; "winter"
114	0.2	02.	February
137	0.3	03.	March
143	0.3	04.	April; "spring"
156	0.5	05.	May
187	0.5	06.	June
119	0.3	07.	July; "summer"
163	0.4	08.	August
157	0.4	09.	September
141	0.4	10.	October; "fall"; "autumn"
102	0.2	11.	November
128	0.3	12.	December
75	0.1	99.	NA; DK
45,121	95.8	00.	Inap.: splitoff; from Latino sample (V30001=7001-9043); born or moved in after the 1987 interview (V30535>0000 and V30536=00); main family nonresponse by 1987 or mover-out nonresponse by 1986 (V30535=0000); moved from institution to own FU between the 1986 and 1987 interviews and was not interviewed for 1987 (V30499=51-59 and V30536=71-80); in an institution in both 1986 and 1987 (V30536=51-59 and V30542=0); stayed in main family (V30536=01-20 and V30542=0)

**V30544 'YEAR MOVED IN/OUT 87' TL0C= 1177- 1178 MD=99**

Year Moved In or Out

The last two digits of the year the move occurred are coded here. For example, a value of 87 indicates a move during the year 1987.

99. NA; DK

00. Inap.: from Latino sample (V30001=7001-9043); born or moved in after the 1987 interview (V30535>0000 and V30536=00); main family nonresponse by 1987 or mover-out nonresponse by 1986 (V30535=0000); moved from institution to own FU between the 1986 and 1987 interviews and was not interviewed for 1987 (V30499=51-59 and V30536=71-80); in an institution in both 1986 and 1987 (V30536=51-59 and V30542=0); stayed in main family (V30536=01-20 and V30542=0); splitoff (V30542=1 and V30543=00)

**V30545 'EMPLOYMENT STAT 87' TL0C= 1179**

B1. We would like to know about what you do--are you (HEAD) working now, looking for work, retired, keeping house, a student, or what?  
 D1b. We would like to know about what your (wife/"WIFE") does--is she working now, looking for work, retired, keeping house, a student, or what?  
 G75. We would like to know about what (INDIVIDUAL) does--is (he/she) working now, looking for work, retired, a student, keeping house, or what?

8,452	45.1	1.	Working now
143	0.8	2.	Only temporarily laid off
797	2.5	3.	Looking for work, unemployed
1,195	9.3	4.	Retired
426	1.7	5.	Permanently disabled
1,730	9.9	6.	Housewife; keeping house
,999	5.0	7.	Student
56	0.2	8.	Other
88	0.1	9.	NA; DK
33,004	25.4	0.	Inap.: from Latino sample (V30001=7001-9043); born or moved in after the 1987 interview (V30535>0000 and V30536=00); main family nonresponse by 1987 or mover-out nonresponse by 1986 (V30535=0000); mover-out nonresponse for 1987 only if deceased (V30536=81-89); in an institution in both 1986 and 1987 (V30536=51-59 and V30542=0); not a person age 16 or older (V30538=01-15)

**V30546 'G88 MO LAST IN SCH 87' TL0C= 1180- 1181 MD=99**

G88. When did (he/she) last attend school?-MONTH

23	0.1	01.	January; "winter"
12	0.1	02.	February
269	1.6	03.	March
382	2.0	04.	April; "spring"
379	1.6	05.	May
424	1.8	06.	June
12	0.0	07.	July; "summer"
4	0.0	08.	August
18	0.1	09.	September
11	0.0	10.	October; "fall"; "autumn"
10	0.1	11.	November
34	0.1	12.	December
384	0.8	98.	DK
883	3.0	99.	NA
44,045	88.6	00.	Inap.: from Latino sample (V30001=7001-9043); born or moved in after the 1987 interview (V30535>0000 and V30536=00); main family nonresponse by 1987 or mover-out nonresponse by 1986 (V30535=0000); mover-out nonresponse for 1987 only if deceased (V30536=81-89); in an institution in both 1986 and 1987 (V30536=51-59 and V30542=0); not a person age 16 or older (V30538=01-15)

**V30547 'G88 YR LAST IN SCH 87' TL0C= 1182- 1183 MD=99**

G88. When did (he/she) last attend school?-YEAR

The last two digits of the year this individual last attended school are coded here. For example, a value of 87 indicates the year 1987.

- 97. Before 1901
- 98. DK
- 99. NA
- 00. Inap.: from Latino sample (V30001=7001-9043); born or moved in after the 1987 interview (V30535>0000 and V30536=00); main family nonresponse by 1987 or mover-out nonresponse by 1986 (V30535=0000); mover-out nonresponse for 1987 only if deceased (V30536=81-89); in an institution in both 1986 and 1987 (V30536=51-59 and V30542=0); not a person age 16 or older (V30538=01-15)

**V30548 'WHETHER STUDENT 87' TL0C= 1184 MD=9**

G89. Was (he/she) enrolled as a full-time or part-time student?

1,175	6.0	1.	Full-time student
119	0.4	3.	Part-time student
		5.	Not enrolled in school
31	0.2	9.	NA; DK
45,565	93.4	0.	Inap.: from Latino sample (V30001=7001-9043); born or moved in after the 1987 interview (V30535>0000 and V30536=00); main family nonresponse by 1987 or mover-out nonresponse by 1986 (V30535=0000); Head or Wife in 1987 (V30536=01-20 and V30537=10, 20 or 22); in an institution in both 1986 and 1987 (V30536=51-59 and V30542=0); not a person age 16 or older (V30538=01-15); last attended school before 1986 (V30547=01-85, 97 or 99)

**V30549 'COMPLETED EDUCATION 87' TL0C= 1185- 1186 MD=99**

G90. What is the highest grade or year of school that (he/she) has completed?

The values for this variable in the range 01-16 represent the actual grade of school completed, e.g., a value of 08 indicates that this individual completed the eighth grade by the time of the 1987 interview. A code value of 17 indicates that this individual has completed at least some postgraduate work. This variable contains values for 1987 Heads and Wives/"Wives" from 1987 family-level data, although information about completed education is not asked annually for them as it is for other family unit members. For 1987 Heads, these were computed as follows: if V14629 is greater than zero, then completed education equals 12 plus the value for V14629. For the remaining cases, a value of 1 at V14615 was converted to a value of 12. Otherwise, completed education equals V14618 plus V14623. For the recency of the data, see family-level V14715. Wives/"Wives" were treated similarly: if V14559 is greater than zero, then completed education equals 12 plus the value for V14559. For the remaining cases, a value of 1 at V14550 was converted to a value of 12. Otherwise, completed education equals V14552 plus V14555. For the recency of the data, see family-level V14716.

- 99. NA; DK
- 00. Inap.: from Latino sample (V30001=7001-9043); born or moved in after the 1987 interview (V30535>0000 and V30536=00); main family nonresponse by 1987 or mover-out nonresponse by 1986 (V30535=0000); in an institution in both 1986 and 1987 (V30536=51-59 and V30542=0); not a person age 16 or older (V30538=01-15)

**V30550 'TYPE TXBL INCOME 87' TL0C= 1187**

TYPE OF TAXABLE INCOME RECEIVED DURING 1986:

G76. During 1986 did (he/she) have a full-time or part-time job (not counting work around the house)?

G84. What was that from?

7,707	35.9	1.	Labor income
763	7.2	2.	Asset income
2,508	18.7	3.	Both labor and asset income

600 - 1987 INDIVIDUAL DATA

35,912 38.2 0. Inap.: no taxable income; from Latino sample (V30001=7001-9043); born or moved in after the 1987 interview (V30535>0000 and V30536=00); main family nonresponse by 1987 or mover-out nonresponse by 1986 (V30535=0000); in an institution in both 1986 and 1987 (V30536=51-59 and V30542=0)

V30551 'TOT TXBL INCOME 87' TL0C= 1188- 1193

TOTAL 1986 TAXABLE MONEY INCOME OF THIS INDIVIDUAL:

G78. About how much money did (he/she) earn from that job last year?

G85. How much was that last year?

The values for this variable in the range 000001-999998 indicate the amount of total taxable income received in whole dollars. All missing data were assigned. For Heads or Wives, the values here are labor and assets of each; these components were coded separately beginning with the 1986 wave.

999999. \$999,999 or more

000000. Inap.: from Latino sample (V30001=7001-9043); born or moved in after the 1987 interview (V30535>0000 and V30536=00); main family nonresponse by 1987 or mover-out nonresponse by 1986 (V30535=0000); in an institution in both 1986 and 1987 (V30536=51-59 and V30542=0); no taxable income (V30550=0)

V30552 'ACC TOT TXBL INCOME 87' TL0C= 1194

Accuracy of 1986 Taxable Income for This Individual

96 0.4 1. Minor assignment  
593 2.3 2. Major assignment

46,201 97.3 0. Inap.: no assignment; from Latino sample (V30001=7001-9043); born or moved in after the 1987 interview (V30535>0000 and V30536=00); main family nonresponse by 1987 or mover-out nonresponse by 1986 (V30535=0000); in an institution in both 1986 and 1987 (V30536=51-59 and V30542=0); no taxable income (V30550=0)

V30553 'ANN WORK HRS 87' TL0C= 1195- 1198

WORK HOURS IN 1986:

G79. About how many weeks did (he/she) work on that job last year?

G81. During the weeks that (he/she) worked, about how many hours did (he/she) usually work per week?

The values for this variable indicate the actual hours worked in 1986. All missing data were assigned.

0000. Inap.: from Latino sample (V30001=7001-9043); born or moved in after the 1987 interview (V30535>0000 and V30536=00); main family nonresponse by 1987 or mover-out nonresponse by 1986 (V30535=0000); in an institution in both 1986 and 1987 (V30536=51-59 and V30542=0); did not work (V30550=0 or 2)

V30554 'ACC ANN WRK HRS 87' TL0C= 1199

Accuracy of This Individual's Work Hours in 1986

206 0.9 1. Minor assignment  
173 0.6 2. Major assignment

46,511 98.5 0. Inap.: no assignment; from Latino sample (V30001=7001-9043); born or moved in after the 1987 interview (V30535>0000 and V30536=00); main family nonresponse by 1987 or mover-out nonresponse by 1986 (V30535=0000); in an institution in both 1986 and 1987 (V30536=51-59 and V30542=0); did not work (V30550=0 or 2)

V30555 'TYPE TRANSFER Y 87' TL0C= 1200- 1201

TYPE OF TRANSFER INCOME RECEIVED DURING 1986:



G83. Did (he/she) have any (other) income, such as pensions, welfare, interest, gifts, or anything else, last year?

G84. What was that from?

258	0.7	01.	ADC, AFDC only
148	0.5	02.	Supplemental Security Income, SSI only
141	0.3	03.	Other Welfare only
1,071	7.6	04.	Social Security only
99	0.5	05.	Veterans pension
190	1.4	06.	Other retirement pay, pensions, or annuities only
422	2.2	07.	Unemployment compensation only
139	0.7	08.	Worker's Compensation only
271	1.5	09.	Child support only
192	1.1	10.	Help from relatives only
168	1.0	11.	Other transfers only
1,114	7.6	15.	More than one of the above; any combination
42,677	74.9	00.	Inap.: no transfer income; from Latino sample (V30001=7001-9043); born or moved in after the 1987 interview (V30535>0000 and V30536=00); main family nonresponse by 1987 or mover-out nonresponse by 1986 (V30535=0000); in an institution in both 1986 and 1987 (V30536=51-59 and V30542=0)

V30556 'G33 TYPE SOC SEC RCD 87' TL0C= 1202

TYPE OF SOCIAL SECURITY RECEIVED DURING 1986:

G31. Did you (HEAD) (or anyone else in the family there) receive any income in 1986 from Social Security?

G33. Was that disability, retirement, survivor's benefits, or what?

267	1.3	1.	Disability
1,148	9.8	2.	Retirement
351	2.2	3.	Survivor's benefits
31	0.1	4.	Any combination of the above
6	0.0	7.	Other
46	0.2	9.	NA; DK
45,041	86.4	0.	Inap.: no Social Security income; from Latino sample (V30001=7001-9043); born or moved in after the 1987 interview (V30535>0000 and V30536=00); main family nonresponse by 1987 or mover-out nonresponse by 1986 (V30535=0000); in an institution in both 1986 and 1987 (V30536=51-59 and V30542=0); no transfers (V30555=00)

V30557 'G34 AMT SOC SEC RCD 87' TL0C= 1203- 1207

TOTAL SOCIAL SECURITY INCOME RECEIVED DURING 1986 BY THIS INDIVIDUAL:

G31. Did you (HEAD) (or anyone else in the family there) receive any income in 1986 from Social Security?

G33. Was that disability, retirement, survivor's benefits, or what?

G34. How much was it?

99999. \$99,999 or more

00000. Inap.: from Latino sample (V30001=7001-9043); born or moved in after the 1987 interview (V30535>0000 and V30536=00); main family nonresponse by 1987 or mover-out nonresponse by 1986 (V30535=0000); in an institution in both 1986 and 1987 (V30536=51-59 and V30542=0); no transfers (V30555=00); no Social Security (V30556=0)

V30558 'G34 ACC SOC SEC AMT 87' TL0C= 1208

Accuracy of 1986 Social Security Income for This Individual

41	0.3	1.	Minor assignment
44	0.2	2.	Major assignment
46,805	99.5	0.	Inap.: no assignment; from Latino sample (V30001=7001-9043); born or moved in after the 1987 interview (V30535>0000 and V30536=00); main family nonresponse by 1987 or mover-out nonresponse by 1986 (V30535=0000); in an institution in both 1986 and 1987 (V30536=51-59 and

V30542=0); no transfers (V30555=00); no Social Security (V30556=0)

**V30559 'TOT TRANSFR EXC SS 87' TL0C= 1209- 1213**

OTHER 1986 TRANSFER MONEY INCOME OF THIS INDIVIDUAL (EXCLUDING SOCIAL SECURITY):

- G83. Did (he/she) have any (other) income, such as pensions, welfare, interest, gifts, or anything else, last year?
- G84. What was that from?
- G85. How much was that last year?

The values for this variable in the range 00001-99998 indicate the amount of transfer income received excluding Social Security received in whole dollars. All missing data were assigned.

- 99999. \$99,999 or more
- 00000. Inap.: from Latino sample (V30001=7001-9043); born or moved in after the 1987 interview (V30535>0000 and V30536=00); main family nonresponse by 1987 or mover-out nonresponse by 1986 (V30535=0000); in an institution in both 1986 and 1987 (V30536=51-59 and V30542=0); no transfer income or only Social Security income (V30555=00 or 04)

**V30560 'ACC TOT TRANSFR EXC SS 87' TL0C= 1214**

Accuracy of 1986 Other Transfer Income for This Individual

7	0.0	1.	Minor assignment
41	0.1	2.	Major assignment
46,842	99.9	0.	Inap.: no assignment; from Latino sample (V30001=7001-9043); born or moved in after the 1987 interview (V30535>0000 and V30536=00); main family nonresponse by 1987 or mover-out nonresponse by 1986 (V30535=0000); in an institution in both 1986 and 1987 (V30536=51-59 and V30542=0); no transfer income or only Social Security income (V30555=00 or 04)

**V30561 'TOTAL TRNSFR INCOME 87' TL0C= 1215- 1219**

TOTAL 1986 TRANSFER MONEY INCOME OF THIS INDIVIDUAL

The values for this variable in the range 00001-99998 indicate the total amount of transfer income received in whole dollars. This amount was calculated by summing V30557 and V30559.

- 99999. \$99,999 or more
- 00000. Inap.: from Latino sample (V30001=7001-9043); born or moved in after the 1987 interview (V30535>0000 and V30536=00); main family nonresponse by 1987 or mover-out nonresponse by 1986 (V30535=0000); in an institution in both 1986 and 1987 (V30536=51-59 and V30542=0); no transfer income (V30555=00)

**V30562 'H11 HD MED COVERAGE? 87' TL0C= 1220 MD=9**

- H8. Do you have (Medicaid/ Medi-Cal/ Medical Assistance/ Welfare/Medical Services)? [DO NOT INCLUDE MEDICARE]
- H10. What about the other family members living there--do any of them have (Medicaid/ Medi-Cal/ Medical Assistance/ Welfare/ Medical Services)? [IF NECESSARY: Is that some or all of the other family members?]
- H11. Who is covered?

2,138	6.5	1.	Yes, is covered
17,332	90.2	5.	No, is not covered
108	0.3	9.	NA; DK
27,312	2.9	0.	Inap.: from Latino sample (V30001=7001-9043); born or moved in after the 1987 interview (V30535>0000 and V30536=00); main family nonresponse by 1987 or mover-out nonresponse by 1986 (V30535=0000); in an institution or mover-out nonresponse in 1987 (V30536=51-89)

V30563 'MONTH S/O FAM FORMED 87' TL0C= 1221- 1222 MD=99

Month Splitoff Moved Out of Main Family Unit

Refer to Section I, Part 5 of this volume for details of this variable's generation.

55	0.2	01.	January; "winter"
32	0.1	02.	February
28	0.1	03.	March
34	0.1	04.	April; "spring"
44	0.2	05.	May
21	0.1	06.	June
37	0.1	07.	July; "summer"
24	0.1	08.	August
42	0.1	09.	September
32	0.1	10.	October; "fall"; "autumn"
26	0.1	11.	November
29	0.1	12.	December
44	0.4	98.	Moved out of an institution
77	0.1	99.	NA; DK
46,365	98.2	00.	Inap.: from Latino sample (V30001=7001-9043); born or moved in after the 1987 interview (V30535>0000 and V30536=00); main family nonresponse by 1987 or mover-out nonresponse by 1986. (V30535=0000); not a splitoff in 1987 (V30542#1 or V30542=1 and V30543#00)

V30564 'YEAR S/O FAM FORMED 87' TL0C= 1223- 1224 MD=99

Year Splitoff Moved Out of Main Family Unit

The last two digits of the year the move occurred are coded here. For example, a value of 87 indicates a move during the year 1987. Refer to Section I, Part 5 of this volume for details of this variable's generation.

98.	Moved out of an institution
99.	NA year
00.	Inap.: from Latino sample (V30001=7001-9043); born or moved in after the 1987 interview (V30535>0000 and V30536=00); main family nonresponse by 1987 or mover-out nonresponse by 1986 (V30535=0000); not a splitoff in 1987 (V30542#1 or V30542=1 and V30543#00)

V30565 'MAIN FAM ID FOR S/O 87' TL0C= 1225- 1228

1987 ID Number of the Main Family from which this Individual's Splitoff Family Was Formed

Actual 1987 ID Numbers (0001-7061) were coded for individuals who moved out of main families or institutions to form splitoff families.

9997.	This splitoff individual did not move out of a main family or institution, e.g., nonsample Heads, Wives or others who appeared for the first time in the 1987 splitoff family; children newly born in, etc.
0000.	Inap.: from Latino sample (V30001=7001-9043); born or moved in after the 1987 interview (V30535>0000 and V30536=00); main family nonresponse by 1987 or mover-out nonresponse by 1986 (V30535=0000); not a splitoff in 1987 (V30542#1 or V30542=1 and V30543#00)

V30566 'AGE FROM BIRTH DATE 87' TL0C= 1229- 1230 MD=99

Age at the Time of the 1987 Interview as Generated from Birth Date

The values for this variable in the range 02-97 represent the actual age of the individual in years on his or her most recent birthday. This variable is generated from the reported month and year of birth (V30539-V30540) and the date of interview (V14111) using the following assumptions: if the month of birth is NA (V30539=99), July is assumed; if the date of interview is NA (V14111=9999), assume July and that July birthdays did not yet take place; if the day of the interview is less than the fifteenth day of the month, assume

that birthdays in the same month did not yet take place. Consistency with V30538, reported age, has not been forced.

- 01. Newborn up to second birthday
- 98. 98 years old or more
- 99. NA; DK (V30540=9999)
- 00. Inap.: from Latino sample (V30001=7001-9043); born or moved in after the 1987 interview (V30535>0000 and V30536=00); main family nonresponse by 1987 or mover-out nonresponse by 1986 (V30535=0000)

V30567 'TYPE OF IND RECORD 87' TL0C= 1231- 1232 MD=99

Type of Individual Data Record in 1987

All individuals who became main family nonresponse in 1987 have 1987 ID numbers equal to 0000 and zero data values for 1987, but have nonzero data values for their 1986 records. Mover-out nonresponse individuals for 1987 have nonzero data for 1987 just as response individuals do; however, the movers-out have 1987 sequence numbers in the range 51-89. Codes 01-04 below apply to main family nonresponse individuals only; codes 06-08 are reserved for mover-out nonresponse.

- 255 01. This sample member was 18 years old or older at the time of main family nonresponse and had been in the FU in 1986.
- 127 02. This sample member was less than 18 at the time of main family nonresponse and had been in the FU in 1986.
- 123 03. This nonsample individual had been in the 1986 FU, and this FU became nonresponse in 1987.
- 6 04. This sample member had been in an institution in 1986 but his or her main family became nonresponse in 1987.
- 274 05. This sample member, although connected with a 1987 response family, was in an institution at the time of the 1987 interview.
- 98 06. This sample individual was 18 years old or older and moved out or died between the 1986 and 1987 interviews.
- 113 07. This sample member was less than 18 and moved out or died between the 1986 and 1987 interviews.
- 423 08. This nonsample individual moved out or died between the 1986 and 1987 interviews.
- 10,314 09. This individual had not been born or moved in by the time of the 1987 interview; individual from Latino sample (V30001=7001-9043)
- 15,579 10. This individual had become nonresponse by the time of the 1986 interview.
- 99. NA; DK
- 19,578 00. Inap.: in a panel family in 1987 (V30536=01-20).

V30568 'WHY NONRESPONSE 87' TL0C= 1233- 1234 MD=99

Reason for NonFU Membership in 1987

Individuals ineligible for the interview consist of those who were too young (under 18 years old) or who are not sample members.

- 269 01. Refusal by all eligible/available FU members.
- 1 02. No-one at home for contact during the interviewing period.
- 45 03. Respondent absent; some FU member contacted, but not the appropriate respondent.
- 147 04. Lost; unable to locate any member of the FU at all.
- 05. FU is located too far away for interviewer contact.
- 102 11. This individual was in the armed forces.
- 129 12. This individual was in an educational institution.
- 16 13. This individual was in a health care facility
- 25 14. This individual was in jail or prison
- 4 19. This individual was in some other type of institution, for example, a religious order. Cases in which the type of institution is unknown are included here, also.
- 21. This individual was not eligible for the interview and the Head or the Wife, whichever is the sample member, became main family nonresponse because he/she was institutionalized by joining the armed forces.

	22.	This individual was not eligible for the interview and became main family nonresponse because the Head or Wife, whichever is sample, became institutionalized by entering an educational institution.
	23.	This individual was not eligible for the interview and became main family nonresponse because the Head or Wife, whichever is the sample member, became institutionalized by entering a health care facility.
1	24.	This individual was not eligible for the interview and became main family nonresponse because the Head or Wife, whichever is the sample member, became institutionalized through imprisonment.
	29.	This individual was not eligible for the interview and became main family nonresponse because the Head or Wife, whichever is sample, became institutionalized by some means other than the above; for example, he/she may have entered a religious order. Cases in which the type of institution is unknown are included here, also.
19	31.	This individual was unable to cooperate through disability.
8	32.	This individual was not eligible for the interview and the Head or Wife, whichever is sample, was unable to cooperate through disability.
117	41.	This individual died between the 1986 and 1987 interviews.
17	42.	This individual was not eligible for the interview and became main family nonresponse because the Head or Wife, whichever is sample, died.
	51.	This individual, although followed for interview, was discovered to be nonsample: office error.
6	52.	This individual should have been followed but was not: office error.
	53.	This individual was mistakenly included in two or more response families at once; this record is the duplicate, or erroneous, one.
	54.	Listing error: this individual never existed or was not really living in the FU.
	59.	Other office error
	91.	This sample individual moved out of the 1987 main family and was eligible for interviewing but the reason for nonresponse is NA.
513	92.	Individual moved out of the 1987 main family and was not eligible for interviewing because he/she was either nonsample or too young.
	93.	The Head or Wife of this FU, whichever is sample, united with another FU; this individual was not eligible for the interview and therefore became nonresponse.
10,314	97.	This individual had not been born or moved in by the time of the 1987 interview (V30535>0000 and V30536=00); individual from Latino sample (V30001=7001-9043)
15,579	98.	This individual became main family or mover-out nonresponse by 1986 (V30498=0000 and V30535=0000 or V30498>0000 and V30499=71-89 and V30535=0000)
	99.	NA; DK
19,578	00.	Inap.: in a panel family in 1987 (V30536=01-20)

V30569 'INDIVIDUAL WEIGHT 87' TL0C= 1235- 1237

1984 Weight, Updated for 1987

This variable is nonzero only for sample members associated with a 1987 response family. Sample members born into the family in 1987 receive either the average of the Head's and spouse's weights or, in the event of a single Head, the child receives the Head's weight. For those sample members either not yet part of the family in 1979 but present by 1984 or who were main family nonresponse in 1979 and moved back into the panel in 1984, the most recent weight is brought forward to these tape locations. Refer to Section I, Part 5 of this volume for details on the weights themselves.

DSIRIS USERS: Note that this variable is defined in the dictionary as having one decimal place.

00. From Latino sample (V30001=7001-9043); born or moved in after the 1987 interview (V30535>0000 and V30536=00); main family nonresponse by 1987 or mover-out nonresponse by 1986 (V30535=0000); individual was not a sample member (V30002=170-228)

**1988 INDIVIDUAL VARIABLES:** Distributions are calculated for all cases using the 1988 weight (V30605) for the percents.

**V30570 '1988 INTERVIEW NUMBER ' TLOC= 1238- 1241**

1988 Interview Number (1988 ID Number)

The values for this variable in the range 0001-7114 represent the 1988 ID number of the interview in which this individual was included in 1988.

0000. Main family nonresponse by 1988 or mover-out nonresponse by 1987; from Latino sample (V30001=7001-9043)

**V30571 'SEQUENCE NUMBER 88' TLOC= 1242- 1243**

1988 Sequence Number

This sequence number variable provides a means of identifying an individual's status with regard to the FU at the time of the 1988 interview.

19,616	97.3	01-20.	Individuals in the family at the time of the 1988 interview
253	1.7	51-59.	Individuals in institutions at the time of the 1988 interview
566	0.6	71-80.	Individuals who moved out of the FU or out of institutions and established their own households between the 1987 and 1988 interviews
71	0.4	81-89.	Individuals who were living in 1987 but died by the time of the 1988 interview
26,384		00.	Born or moved in after the 1988 interview; from Latino sample (V30001=7001-9043); main family nonresponse by 1988 or mover-out nonresponse by 1987 (V30570=0000)

**V30572 'RELATION TO HEAD 88' TLOC= 1244- 1245**

1988 Relationship to Head

Note that these relationships are those to the 1987 Head for any individual whose 1988 sequence number (V30571) is greater than 50, that is, has moved out of the FU. Thus, for example, if the 1987 Head is no longer present at the time of the 1988 interview, his or her relationship to Head is coded 10; the new 1988 Head also is coded 10. Therefore, to select current Heads, the user must select those coded 10 in this variable whose sequence numbers (V30571)=01.

7,243	42.0	10.	Head in 1988; 1987 Head who was mover-out nonresponse by the time of the 1988 interview
3,888	21.8	20.	Legal wife in 1988; 1987 wife who was mover-out nonresponse by the time of the 1988 interview
250	0.7	22.	"Wife"--female cohabitor who has lived with Head for a year or more <u>or</u> who was present in the 1987 family, since consecutive interviews may be taken less or more than twelve months apart; 1987 "wife" who was mover-out nonresponse by the time of the 1988 interview
7,049	31.5	30.	Son or daughter of <u>Head</u> (includes adopted children but not stepchildren)
639	1.9	33.	Stepson or stepdaughter of <u>Head</u> (children of legal wife (code 20) who are not children of Head)

146	0.3	35.	Son or daughter of " <u>wife</u> " but not Head (includes only those children whose mother's relationship to Head is 22 but who are not Head's children)
23	0.0	37.	Son-in-law or daughter-in-law of Head (includes stepchildren-in-law)
21	0.0	38.	Foster son or foster daughter, not legally adopted
132	0.4	40.	Brother or sister of Head (includes step and half sisters and brothers)
33	0.1	47.	Brother-in-law or sister-in-law of Head; i.e., brother or sister of legal wife.
6	0.0	48.	Brother or sister of Head's cohabitor (the cohabitor's code=22 or 88)
99	0.2	50.	Father or mother of Head (includes stepparents)
53	0.0	57.	Father-in-law or mother-in-law of Head (includes parents of legal wives (code 20) only)
4		58.	Father or mother of Head's cohabitor (the cohabitor's code=22 or 88)
430	0.8	60.	Grandson or granddaughter of Head (includes only <u>legal</u> wife's (code 20) grandchildren; those of a cohabitor are coded 97)
14	0.0	65.	Great-grandson or great-granddaughter of Head (includes only <u>legal</u> wife's (code 20) great-grandchildren; those of a cohabitor are coded 97)
16	0.0	66.	Grandfather or grandmother of Head (includes stepgrandparents)
6	0.0	67.	Grandfather or grandmother of legal wife (code 20)
		68.	Greatgrandfather or greatgrandmother of Head
		69.	Greatgrandfather or greatgrandmother of legal wife (code 20)
76	0.0	70.	Nephew or niece of Head
18	0.0	71.	Nephew or niece of legal wife (code 20)
16		72.	Uncle or Aunt of Head
3		73.	Uncle or Aunt of legal wife (code 20)
24		74.	Cousin of Head
2		75.	Cousin of legal wife (code 20)
52		83.	Children of first-year cohabitor but not of Head (this child's parent is coded 88)
178		88.	First-year cohabitor of Head
11	0.0	90.	Legal husband of Head
14	0.0	95.	Other relative of Head
		96.	Other relative of legal wife (code 20)
4		97.	Other relative of cohabitor (the cohabitor's code=22 or 88)
56	0.0	98.	Other nonrelatives (includes homosexual friends, friends of children of the FU, etc.)
26,384		00.	From Latino sample (V30001=7001-9043); born or moved in after the 1988 interview (V30570>0000 and V30571=00); main family nonresponse by 1988 or mover-out nonresponse by 1987 (V30570=0000)

V30573 'AGE OF INDIVIDUAL 88' TLOC= 1246- 1247 MD=99

Age at the Time of the 1988 Interview

The values for this variable in the range 02-97 represent the actual age of the individual reported in years on his or her most recent birthday. See V30602 for an age variable that is generated from birth date information. Consistency of V30573 with V30574-V30575 was not forced unless it was clear

that the interviewer made an error in recording the individual's age or birth date.

- 01. Newborn up to second birthday
- 98. 98 years old or more
- 99. NA; DK
- 00. From Latino sample (V30001=7001-9043); born or moved in after the 1988 interview (V30570>0000 and V30571=00); main family nonresponse by 1988 or mover-out nonresponse by 1987 (V30570=0000)

**V30574 'MONTH INDIVIDUAL BORN 88' TL0C= 1248- 1249 MD=99**

Month of Birth

1,809	8.7	01.	January; "winter"
1,558	7.4	02.	February
1,661	8.2	03.	March
1,581	7.7	04.	April; "spring"
1,642	8.1	05.	May
1,608	8.4	06.	June
1,760	8.5	07.	July; "summer"
1,764	8.9	08.	August
1,779	9.0	09.	September
1,779	8.5	10.	October; "fall"; "autumn"
1,669	8.1	11.	November
1,681	7.9	12.	December
215	0.8	99.	NA; DK
26,384		00.	From Latino sample (V30001=7001-9043); born or moved in after the 1988 interview (V30570>0000 and V30571=00); main family nonresponse by 1988 or mover-out nonresponse by 1987 (V30570=0000)

**V30575 'YEAR INDIVIDUAL BORN 88' TL0C= 1250- 1253 MD=9999**

Year of Birth

The actual year of birth is coded here.

- 9999. NA; DK
- 00. From Latino sample (V30001=7001-9043); born or moved in after the 1988 interview (V30570>0000 and V30571=00); main family nonresponse by 1988 or mover-out nonresponse by 1987 (V30570=0000)

**V30576 'MARITAL INDICATOR-IND 88' TL0C= 1254**

1988 Married Pairs Indicator

This variable links pairs of individuals who were married or permanently cohabiting at the time of the 1988 interview. The spouses in the first such pair within a family unit each receive a code value of 1 here; the second, a value of 2, etc. Usually, the first married pair consists of Head and Wife/ "Wife" or Head and Husband of Head.

- 0. Inap.: not married or cohabiting; spouse was not in FU at the time of the 1988 interview; from Latino sample (V30001=7001-9043); born or moved in after the 1988 interview (V30570>0000 and V30571=00); main family nonresponse by 1988 or mover-out nonresponse by 1987 (V30570=0000)

**V30577 'MOVED IN/OUT 88' TL0C= 1255**

1988 Moved In/Moved Out Indicator

1,455	4.3	1.	Moved in or born between the 1987 and 1988 interviews; splitoff in 1988
82	0.1	2.	Appeared; did not move in between the 1987 and 1988 interviews, but not included in FU for 1987 (i.e., listing error)
542	0.6	5.	Moved out of FU or out of an institution between the 1987 and 1988 interviews and was not included in a 1988 panel FU



63	0.4	6.	Moved out of FU and into an institution between the 1987 and 1988 interviews
71	0.4	7.	Living in 1987 but died by the time of the 1988 interview
28	0.0	8.	Disappeared; moved out prior to the 1987 interview, but included in FU for 1987 (usually a listing error)
44,649	94.3	0.	Inap.: in main family in both 1987 and 1988; from Latino sample (V30001=7001-9043); in an institution in both 1987 and 1988 (V30536=51-59 and V30571=51-59); born or moved in after the 1988 interview (V30570>0000 and V30571=00); main family nonresponse by 1988 or mover-out nonresponse by 1987 (V30570=0000)

V30578 'MONTH MOVED IN/OUT 88' TLOC= 1256- 1257 MD=99

Month Moved In or Out

153	0.3	01.	January; "winter"
118	0.3	02.	February
118	0.2	03.	March
142	0.3	04.	April; "spring"
146	0.3	05.	May
186	0.4	06.	June
142	0.3	07.	July; "summer"
132	0.3	08.	August
126	0.4	09.	September
123	0.3	10.	October; "fall"; "autumn"
129	0.2	11.	November
148	0.3	12.	December
69	0.1	99.	NA; DK
45,158	96.3	00.	Inap.: splitoff; from Latino sample (V30001=7001-9043); main family nonresponse by 1988 or mover-out nonresponse by 1987 (V30570=0000); born or moved in after the 1988 interview (V30570>0000 and V30571=00); moved from institution to own FU between the 1987 and 1988 interviews and was not interviewed for 1988 (V30536=51-59 and V30571=71-80); in an institution in both 1987 and 1988 (V30571=51-59 and V30577=0); stayed in main family (V30571=01-20 and V30577=0)

V30579 'YEAR MOVED IN/OUT 88' TLOC= 1258- 1259 MD=99

Year Moved In or Out

The last two digits of the year the move occurred are coded here. For example, a value of 88 indicates a move during the year 1988.

99. NA; DK

00. Inap.: from Latino sample (V30001=7001-9043); main family nonresponse by 1988 or mover-out nonresponse by 1987 (V30570=0000); born or moved in after the 1988 interview (V30570>0000 and V30571=00); moved from institution to own FU between the 1987 and 1988 interviews and was not interviewed for 1988 (V30536=51-59 and V30571=71-80); in an institution in both 1987 and 1988 (V30571=51-59 and V30577=0); stayed in main family (V30571=01-20 and V30577=0); splitoff (V30577=1 and V30578=00)

V30580 'EMPLOYMENT STAT-IND 88' TLOC= 1260

B1.			We would like to know about what you do--are you (HEAD) working now, looking for work, retired, keeping house, a student, or what?
D1a.			We would like to know about what your (wife/"WIFE") does--is she working now, looking for work, retired, keeping house, a student, or what?
G75.			We would like to know about what (INDIVIDUAL) does--is (he/she) working now, looking for work, retired, a student, keeping house, or what?
8,627	46.1	1.	Working now
136	0.7	2.	Only temporarily laid off
731	2.5	3.	Looking for work, unemployed
1,166	9.1	4.	Retired
434	1.7	5.	Permanently disabled
1,730	9.7	6.	Housewife; keeping house

## 610 - 1988 INDIVIDUAL DATA

933	4.6	7.	Student
60	0.2	8.	Other
119	0.2	9.	NA; DK
32,954	25.2	0.	Inap.: from Latino sample (V30001=7001-9043); main family nonresponse by 1988 or mover-out nonresponse by 1987 (V30570=0000); born or moved in after the 1988 interview (V30570>0000 and V30571=00); mover-out nonresponse for 1988 only if deceased (V30571=81-89); in an institution in both 1987 and 1988 (V30571=51-59 and V30577=0); not a person age 16 or older (V30573=01-15)

V30581 'G88 MO LAST IN SCH-IND88' TLOC= 1261- 1262 MD=99

G88. When did (he/she) last attend school?-MONTH

21	0.1	01.	January; "winter"
16	0.1	02.	February
107	0.5	03.	March
397	2.0	04.	April; "spring"
448	2.2	05.	May
464	1.8	06.	June
7	0.0	07.	July; "summer"
13	0.0	08.	August
7	0.0	09.	September
15	0.1	10.	October; "fall"; "autumn"
17	0.1	11.	November
37	0.2	12.	December
428	1.1	98.	DK
828	2.9	99.	NA
44,085	88.9	00.	Inap.: from Latino sample (V30001=7001-9043); main family nonresponse by 1988 or mover-out nonresponse by 1987 (V30570=0000); born or moved in after the 1988 interview (V30570>0000 and V30571=00); mover-out nonresponse for 1988 only if deceased (V30571=81-89); in an institution in both 1987 and 1988 (V30571=51-59 and V30577=0); not a person age 16 or older (V30573=01-15)

V30582 'G88 YR LAST IN SCH-IND88' TLOC= 1263- 1264 MD=99

G88. When did (he/she) last attend school?-YEAR

The last two digits of the year this individual last attended school are coded here. For example, a value of 88 indicates the year 1988.

97.	Before 1901
98.	DK
99.	NA
00.	Inap.: from Latino sample (V30001=7001-9043); main family nonresponse by 1988 or mover-out nonresponse by 1987 (V30570=0000); born or moved in after the 1988 interview (V30570>0000 and V30571=00); mover-out nonresponse for 1988 only if deceased (V30571=81-89); in an institution in both 1987 and 1988 (V30571=51-59 and V30577=0); not a person age 16 or older (V30573=01-15)

V30583 'WHETHER STUDENT-IND 88' TLOC= 1285 MD=9

G89. Was (he/she) enrolled as a full-time or part-time student?

1,141	5.8	1.	Full-time student
131	0.5	3.	Part-time student
		5.	Not enrolled in school
44	0.2	9.	NA; DK
45,574	93.5	0.	Inap.: from Latino sample (V30001=7001-9043); main family nonresponse by 1988 or mover-out nonresponse by 1987 (V30570=0000); born or moved in after the 1988 interview (V30570>0000 and V30571=00); Head or Wife in 1988 (V30571=01-20 and V30572=10, 20 or 22); in an institution in both 1987 and 1988 (V30571=51-59 and V30577=0); not a

person age 16 or older (V30573=01-15); last attended school before 1987 (V30582=01-86, 97 or 99)

V30584 'COMPLETED EDUC-IND 88' TLOC= 1266- 1267 MD=99

G90. What is the highest grade or year of school that (he/she) has completed?

The values for this variable in the range 01-16 represent the actual grade of school completed, e.g., a value of 08 indicates that this individual completed the eighth grade by the time of the 1988 interview. A code value of 17 indicates that this individual has completed at least some postgraduate work. This variable contains values for 1988 Heads and Wives/"Wives" from family-level data, although information about completed education is not asked annually for them as it is for other family unit members. For 1988 Heads, these were computed as follows: if V16103 is greater than zero, then completed education equals 12 plus the value for V16103. For the remaining cases, a value of 1 at V16089 was converted to a value of 12. Otherwise, completed education equals V16092 plus V16097. For the recency of the data, see family-level V16190. Wives/"Wives" were treated similarly: if V16033 is greater than zero, then completed education equals 12 plus the value for V16033. For the remaining cases, a value of 1 at V16024 was converted to a value of 12. Otherwise, completed education equals V16026 plus V16029. For the recency of the data, see family-level V16191.

99. NA; DK

00. Inap.: from Latino sample (V30001=7001-9043); main family nonresponse by 1988 or mover-out nonresponse by 1987 (V30570=0000); born or moved in after the 1988 interview (V30570>0000 and V30571=00); in an institution in both 1987 and 1988 (V30571=51-59 and V30577=0); not a person age 16 or older (V30573=01-15)

V30585 'TYPE TXBL INCOME 88' TLOC= 1268

TYPE OF TAXABLE INCOME RECEIVED DURING 1987:

G76. During 1987 did (he/she) have a full-time or part-time job (not counting work around the house)?

G84. What was that from?

7,687	36.2	1.	Labor income
776	7.3	2.	Asset income
2,619	19.1	3.	Both labor and asset income
35,808	37.4	0.	Inap.: no taxable income; from Latino sample (V30001=7001-9043); main family nonresponse by 1988 or mover-out nonresponse by 1987 (V30570=0000); born or moved in after the 1988 interview (V30570>0000 and V30571=00); in an institution in both 1987 and 1988 (V30571=51-59 and V30577=0)

V30586 'TOT TXBL INCOME-IND 88' TLOC= 1269- 1274

TOTAL 1987 TAXABLE MONEY INCOME OF THIS INDIVIDUAL:

G78. About how much money did (he/she) earn from that job last year?

G85. How much was that last year?

The values for this variable in the range 000001-999998 indicate the amount of total taxable income received in whole dollars. All missing data were assigned. For Heads or Wives, the values here are labor and assets of each; these components were coded separately beginning with the 1986 wave.

999999. \$999,999 or more

000000. Inap.: from Latino sample (V30001=7001-9043); main family nonresponse by 1988 or mover-out nonresponse by 1987 (V30570=0000); born or moved in after the 1988 interview (V30570>0000 and V30571=00); in an institution in both 1987 and 1988 (V30571=51-59 and V30577=0); no taxable income (V30585=0)

V30587 'ACC TOT TXBL Y-IND 88' TLOC= 1275

Accuracy of 1987 Taxable Income for This Individual

## 612 - 1988 INDIVIDUAL DATA

48	0.2	1.	Minor assignment
624	2.5	2.	Major assignment
46,218	97.3	0.	Inap.: no assignment; from Latino sample (V30001=7001-9043); main family nonresponse by 1988 or mover-out nonresponse by 1987 (V30570=0000); born or moved in after the 1988 interview (V30570>0000 and V30571=00); in an institution in both 1987 and 1988 (V30571=51-59 and V30577=0); no taxable income (V30585=0)

**V30588 'ANN WORK HRS-IND 88' TLOC= 1276- 1279**

## WORK HOURS IN 1987:

G79. About how many weeks did (he/she) work on that job last year?

G81. During the weeks that (he/she) worked, about how many hours did (he/she) usually work per week?

The values for this variable indicate the actual hours worked in 1987. All missing data were assigned.

0000. Inap.: from Latino sample (V30001=7001-9043); main family nonresponse by 1988 or mover-out nonresponse by 1987 (V30570=0000); born or moved in after the 1988 interview (V30570>0000 and V30571=00); in an institution in both 1987 and 1988 (V30571=51-59 and V30577=0); did not work (V30585=0 or 2)

**V30589 'ACC ANN WRK HRS-IND 88' TLOC= 1280**Accuracy of This Individual's Work Hours in 1987

224	1.1	1.	Minor assignment
156	0.5	2.	Major assignment
46,510	98.4	0.	Inap.: no assignment; from Latino sample (V30001=7001-9043); main family nonresponse by 1988 or mover-out nonresponse by 1987 (V30570=0000); born or moved in after the 1988 interview (V30570>0000 and V30571=00); in an institution in both 1987 and 1988 (V30571=51-59 and V30577=0); did not work (V30585=0 or 2)

**V30590 'TYPE TRANSFER Y-IND 88' TLOC= 1281- 1282**

## TYPE OF TRANSFER INCOME RECEIVED DURING 1987:

G83. Did (he/she) have any (other) income, such as pensions, welfare, interest, gifts, or anything else, last year?G84. What was that from?

250	0.7	01.	ADC, AFDC only
148	0.5	02.	Supplemental Security Income, SSI only
117	0.2	03.	Other Welfare only
1,094	7.6	04.	Social Security only
107	0.5	05.	Veterans pension
209	1.7	06.	Other retirement pay, pensions, or annuities only
354	1.7	07.	Unemployment compensation only
130	0.6	08.	Worker's Compensation only
234	1.4	09.	Child support only
216	1.3	10.	Help from relatives only
301	1.4	11.	Other transfers only
1,176	8.1	15.	More than one of the above; any combination
42,554	74.2	00.	Inap.: no transfer income; from Latino sample (V30001=7001-9043); main family nonresponse by 1988 or mover-out nonresponse by 1987 (V30570=0000); born or moved in after the 1988 interview (V30570>0000 and V30571=00); in an institution in both 1987 and 1988 (V30571=51-59 and V30577=0)

**V30591 'G31 TYPE SOC SEC RCD 88' TLOC= 1283**

## TYPE OF SOCIAL SECURITY RECEIVED DURING 1987:

G31. Did you (HEAD) (or anyone else in the family there) receive any income in 1987 from Social Security?

G33. Was that disability, retirement, survivor's benefits, or what?

281	1.3	1.	Disability
-----	-----	----	------------

1,144	9.5	2.	Retirement
350	2.5	3.	Survivor's benefits; dependent of deceased recipient
33	0.2	4.	Any combination of codes 1-3 and 5-7
19	0.1	5.	Dependent of disabled recipient
22	0.2	6.	Dependent of retired recipient
4	0.0	7.	Other
2	0.0	8.	DK
42	0.2	9.	NA
44,993	86.3	0.	Inap.: no Social Security income; from Latino sample (V30001=7001-9043); main family nonresponse by 1988 or mover-out nonresponse by 1987 (V30570=0000); born or moved in after the 1988 interview (V30570>0000 and V30571=00); in an institution in both 1987 and 1988 (V30571=51-59 and V30577=0); no transfers (V30590=00)

**V30592 'G34 AMT SOC SEC RCD 88' TL0C= 1284- 1288**

TOTAL SOCIAL SECURITY INCOME RECEIVED DURING 1987 BY THIS INDIVIDUAL:

G31. Did you (HEAD) (or anyone else in the family there) receive any income in 1987 from Social Security?

G33. Was that disability, retirement, survivor's benefits, or what?

G34. How much was it?

99999. \$99,999 or more

00000. Inap.: from Latino sample (V30001=7001-9043); main family nonresponse by 1988 or mover-out nonresponse by 1987 (V30570=0000); born or moved in after the 1988 interview (V30570>0000 and V30571=00); in an institution in both 1987 and 1988 (V30571=51-59 and V30577=0); no transfers (V30590=00); no Social Security (V30591=0)

**V30593 'G34 ACC SOC SEC AMT 88' TL0C= 1289**

Accuracy of 1987 Social Security Income for This Individual

28	0.2	1.	Minor assignment
45	0.3	2.	Major assignment
46,817	99.5	0.	Inap.: no assignment; from Latino sample (V30001=7001-9043); main family nonresponse by 1988 or mover-out nonresponse by 1987 (V30570=0000); born or moved in after the 1988 interview (V30570>0000 and V30571=00); in an institution in both 1987 and 1988 (V30571=51-59 and V30577=0); no transfers (V30590=00); no Social Security (V30591=0)

**V30594 'TOT TRNSFR EXC SS-IND 88' TL0C= 1290- 1294**

OTHER 1987 TRANSFER MONEY INCOME OF THIS INDIVIDUAL (EXCLUDING SOCIAL SECURITY):

G83. Did (he/she) have any (other) income, such as pensions, welfare, interest, gifts, or anything else, last year?

G84. What was that from?

G85. How much was that last year?

The values for this variable in the range 00001-99998 indicate the amount of transfer income received excluding Social Security received in whole dollars. All missing data were assigned.

99999. \$99,999 or more

00000. Inap.: from Latino sample (V30001=7001-9043); main family nonresponse by 1988 or mover-out nonresponse by 1987 (V30570=0000); born or moved in after the 1988 interview (V30570>0000 and V30571=00); in an institution in both 1987 and 1988 (V30571=51-59 and V30577=0); no transfer income or only Social Security income (V30590=00 or 04)

**V30595 'ACC TOT TRNSFR Y-IND 88' TL0C= 1295**

Accuracy of 1987 Other Transfer Income for This Individual

614 - 1988 INDIVIDUAL DATA

13	0.0	1.	Minor assignment
25	0.0	2.	Major assignment
46,852	99.9	0.	Inap.: no assignment; from Latino sample (V30001=7001-9043); main family nonresponse by 1988 or mover-out nonresponse by 1987 (V30570=0000); born or moved in after the 1988 interview (V30570>0000 and V30571=00); in an institution in both 1987 and 1988 (V30571=51-59 and V30577=0); no transfer income or only Social Security income (V30590=00 or 04)

V30596 'TOTAL TRNSFR Y-IND 88' TL0C= 1296- 1300

TOTAL 1987 TRANSFER MONEY INCOME OF THIS INDIVIDUAL

The values for this variable in the range 00001-99998 indicate the total amount of transfer income received in whole dollars. This amount was calculated by summing V30592 and V30594.

99999. \$99,999 or more

00000. Inap.: from Latino sample (V30001=7001-9043); main family nonresponse by 1988 or mover-out nonresponse by 1987 (V30570=0000); born or moved in after the 1988 interview (V30570>0000 and V30571=00); in an institution in both 1987 and 1988 (V30571=51-59 and V30577=0); no transfer income (V30590=00)

V30597 'H5 OFUM MED COVERAGE? 88' TL0C= 1301 MD=9

H5. Is anyone in your family living there covered by (Medicaid/ Medi-Cal/ Medical Assistance/ Welfare/Medical Services)? [DO NOT INCLUDE MEDICARE]

H6. Who is covered? [LIST ALL FAMILY MEMBERS COVERED]

1,817	5.6	1.	Yes, is covered
17,775	91.6	5.	No, is not covered
22	0.1	9.	NA; DK
27,276	2.7	0.	Inap.: from Latino sample (V30001=7001-9043); main family nonresponse by 1988 or mover-out nonresponse by 1987 (V30570=0000); born or moved in after the 1988 interview (V30570>0000 and V30571=00); in an institution or mover-out nonresponse in 1988 (V30571=51-89)

V30598 'H13 OFUM HEALTH GOOD 88' TL0C= 1302 MD=9

H13. Now about the rest of your family living there--are any of them not in good health?

267	0.9	1.	Yes, is not in good health
7,910	31.5	5.	No, is in good health
276	0.9	9.	NA; DK
38,437	66.7	0.	Inap.: from Latino sample (V30001=7001-9043); main family nonresponse by 1988 or mover-out nonresponse by 1987 (V30570=0000); born or moved in after the 1988 interview (V30570>0000 and V30571=00); in an institution or mover-out nonresponse in 1988 (V30571=51-89)

V30599 'MONTH S/O FAM FORMED 88' TL0C= 1303- 1304 MD=99

Month Splitoff Moved Out of Main Family Unit

Refer to Section I, Part 5 of this volume for details of this variable's generation.

26	0.1	01.	January; "winter"
28	0.1	02.	February
32	0.1	03.	March
36	0.1	04.	April; "spring"
43	0.1	05.	May
48	0.2	06.	June
23	0.1	07.	July; "summer"
43	0.1	08.	August
30	0.1	09.	September

41	0.2	10.	October; "fall"; "autumn"
28	0.1	11.	November
32	0.1	12.	December
37	0.3	98.	Moved out of an institution
54	0.2	99.	NA; DK
46,389	98.0	00.	Inap.: from Latino sample (V30001=7001-9043); main family nonresponse by 1988 or mover-out nonresponse by 1987 (V30570=0000); born or moved in after the 1988 interview (V30570>0000 and V30571=00); not a splitoff in 1988 (V30577#1 or V30577=1 and V30578#00)

**V30600 'YEAR S/O FAM FORMED 88' TL0C= 1305- 1306 MD=99**

Year Splitoff Moved Out of Main Family Unit

The last two digits of the year the move occurred are coded here. For example, a value of 88 indicates a move during the year 1988. Refer to Section I, Part 5 of this volume for details of this variable's generation.

- 98. Moved out of an institution
- 99. NA year
- 00. Inap.: from Latino sample (V30001=7001-9043); main family nonresponse by 1988 or mover-out nonresponse by 1987 (V30570=0000); born or moved in after the 1988 interview (V30570>0000 and V30571=00); not a splitoff in 1988 (V30577#1 or V30577=1 and V30578#00)

**V30601 'MAIN FAM ID FOR S/O 88' TL0C= 1307- 1310**

1988 ID Number of the Main Family from which this Individual's Splitoff Family Was Formed

Actual 1988 ID Numbers (0001-7114) were coded for individuals who moved out of main families or institutions to form splitoff families.

- 9997. This splitoff individual did not move out of a main family or institution, e.g., nonsample Heads, Wives or others who appeared for the first time in the 1988 splitoff family; children newly born in, etc.
- 0000. Inap.: from Latino sample (V30001=7001-9043); main family nonresponse by 1988 or mover-out nonresponse by 1987 (V30570=0000); born or moved in after the 1988 interview (V30570>0000 and V30571=00); not a splitoff in 1988 (V30577#1 or V30577=1 and V30578#00)

**V30602 'AGE FROM BIRTH DATE 88' TL0C= 1311- 1312 MD=99**

Age at the Time of the 1988 Interview as Generated from Birth Date

The values for this variable in the range 02-97 represent the actual age of the individual in years on his or her most recent birthday. This variable is generated from the reported month and year of birth (V30574-V30575) and the date of interview (V15127) using the following assumptions: if the month of birth is NA (V30574=99), July is assumed; if the date of interview is NA (V15127=9999), assume July and that July birthdays did not yet take place; if the day of the interview is less than the fifteenth day of the month, assume that birthdays in the same month did not yet take place. Consistency with V30573, reported age, has not been forced.

- 01. Newborn up to second birthday
- 98. 98 years old or more
- 99. NA; DK (V30575=9999)
- 00. Inap.: from Latino sample (V30001=7001-9043); main family nonresponse by 1988 or mover-out nonresponse by 1987 (V30570=0000); born or moved in after the 1988 interview (V30570>0000 and V30571=00)

**V30603 'TYPE OF IND RECORD 88' TL0C= 1313- 1314 MD=99**

Type of Individual Data Record in 1988

All individuals who became main family nonresponse in 1988 have 1988 ID numbers equal to 0000 and zero data values for 1988, but have nonzero data values for their 1987 records. Mover-out nonresponse individuals for 1988 have nonzero data for 1988 just as response individuals do; however, the movers-out have 1988 sequence numbers in the range 51-89. Codes 01-04 below apply to main family nonresponse individuals only; codes 06-08 are reserved for mover-out nonresponse.

227	01.	This sample member was 18 years old or older at the time of main family nonresponse and had been in the FU in 1987.
113	02.	This sample member was less than 18 at the time of main family nonresponse and had been in the FU in 1987.
96	03.	This nonsample individual had been in the 1987 FU, and this FU became nonresponse in 1988.
3	04.	This sample member had been in an institution in 1987 but his or her main family became nonresponse in 1988.
253	05.	This sample member, although connected with a 1988 response family, was in an institution at the time of the 1988 interview.
89	06.	This sample individual was 18 years old or older and moved out or died between the 1987 and 1988 interviews.
102	07.	This sample member was less than 18 and moved out or died between the 1987 and 1988 interviews.
446	08.	This nonsample individual moved out or died between the 1987 and 1988 interviews.
9,364	09.	This individual had not been born or moved in by the time of the 1988 interview; individual from Latino sample (V30001=7001-9043)
16,582	10.	This individual had become nonresponse by the time of the 1987 interview.
	99.	NA; DK
19,615	00.	Inap.: in a panel family in 1988 (V30571=01-20).

V30604 'WHY NONRESPONSE 88' TLDC= 1315- 1316 MD=99

Reason for NonFU Membership in 1988

Individuals ineligible for the interview consist of those who were too young (under 18 years old) or who are not sample members.

236	01.	Refusal by all eligible/available FU members.
5	02.	No-one at home for contact during the interviewing period.
34	03.	Respondent absent; some FU member contacted, but not the appropriate respondent.
91	04.	Lost; unable to locate any member of the FU at all.
	05.	FU is located too far away for interviewer contact.
87	11.	This individual was in the armed forces.
118	12.	This individual was in an educational institution.
18	13.	This individual was in a health care facility
29	14.	This individual was in jail or prison
11	19.	This individual was in some other type of institution, for example, a religious order. Cases in which the type of institution is unknown are included here, also.
	21.	This individual was not eligible for the interview and the Head or the Wife, whichever is the sample member, became main family nonresponse because he/she was institutionalized by joining the armed forces.
	22.	This individual was not eligible for the interview and became main family nonresponse because the Head or Wife, whichever is sample, became institutionalized by entering an educational institution.
	23.	This individual was not eligible for the interview and became main family nonresponse because the Head or Wife, whichever is the sample member, became institutionalized by entering a health care facility.
	24.	This individual was not eligible for the interview and became main family nonresponse because the Head or Wife, whichever is the sample member, became institutionalized through imprisonment.
	29.	This individual was not eligible for the interview and became main family nonresponse because the Head or Wife, whichever is sample, became institutionalized by some means other than the above; for example, he/she may have



- entered a religious order. Cases in which the type of institution is unknown are included here, also.
- 14 31. This individual was unable to cooperate through disability.
  - 12 32. This individual was not eligible for the interview and the Head or Wife, whichever is sample, was unable to cooperate through disability.
  - 117 41. This individual died between the 1987 and 1988 interviews.
  - 26 42. This individual was not eligible for the interview and became main family nonresponse because the Head or Wife, whichever is sample, died.
  - 4 51. This individual, although followed for interview, was discovered to be nonsample: office error.
  - 52. This individual should have been followed but was not: office error.
  - 53. This individual was mistakenly included in two or more response families at once; this record is the duplicate, or erroneous, one.
  - 54. Listing error: this individual never existed or was not really living in the FU.
  - 1 59. Other office error
  - 91. This sample individual moved out of the 1988 main family and was eligible for interviewing but the reason for nonresponse is NA.
  - 526 92. Individual moved out of the 1988 main family and was not eligible for interviewing because he/she was either nonsample or too young.
  - 93. The Head or Wife of this FU, whichever is sample, united with another FU; this individual was not eligible for the interview and therefore became nonresponse.
  - 9,364 97. This individual had not been born or moved in by the time of the 1988 interview (V30570>0000 and V30571=00); individual from Latino sample (V30001=7001-9043).
  - 16,582 98. This individual became main family or mover-out nonresponse by 1987 (V30535=0000 and V30570=0000 or V30535>0000 and V30536=71-89 and V30570=0000)
  - 99. NA; DK
  - 19,615 00. Inap.: in a panel family in 1988 (V30571=01-20)

**V30605 'INDIVIDUAL WEIGHT 88' TL0C= 1317- 1319**

1984 Weight, Updated for 1988

This variable is nonzero only for sample members associated with a 1988 response family. Sample members born into the family in 1988 receive either the average of the Head's and spouse's weights or, in the event of a single Head, the child receives the Head's weight. For those sample members either not yet part of the family in 1979 but present by 1984 or who were main family nonresponse in 1979 and moved back into the panel in 1984, the most recent weight is brought forward to these tape locations. Refer to Section I, Part 5 of this volume for details on the weights themselves.

OSIRIS USERS: Note that this variable is defined in the dictionary as having one decimal place.

- 00. From Latino sample (V30001=7001-9043); born or moved in after the 1988 interview (V30570>0000 and V30571=00); main family nonresponse by 1988 or mover-out nonresponse by 1987 (V30570=0000); individual was not a sample member (V30002=170-228)

**1989 INDIVIDUAL VARIABLES:** Distributions are calculated for all cases using the 1989 weight (V30641) for the percents.

**V30606 '1989 INTERVIEW NUMBER ' TL0C= 1320- 1323**

1989 Interview Number (1989 ID Number)

## 618 - 1989 INDIVIDUAL DATA

The values for this variable in the range 0001-7114 represent the 1989 ID number of the interview in which this individual was included in 1989.

0000. Main family nonresponse by 1989 or mover-out nonresponse by 1988; from Latino sample (V30001=7001-9043)

V30607 'SEQUENCE NUMBER 89' TL0C= 1324- 1325

1989 Sequence Number

This sequence number variable provides a means of identifying an individual's status with regard to the FU at the time of the 1989 interview.

19,599	97.3	01-20.	Individuals in the family at the time of the 1989 interview
263	1.9	51-59.	Individuals in institutions at the time of the 1989 interview
519	0.5	71-80.	Individuals who moved out of the FU or out of institutions and established their own households between the 1988 and 1989 interviews
70	0.3	81-89.	Individuals who were living in 1988 but died by the time of the 1989 interview
26,439		00.	Born or moved in after the 1989 interview; from Latino sample (V30001=7001-9043); main family nonresponse by 1989 or mover-out nonresponse by 1988 (V30606=0000)

V30608 'RELATION TO HEAD 89' TL0C= 1326- 1327

1989 Relationship to Head

Note that these relationships are those to the 1988 Head for any individual whose 1989 sequence number (V30607) is greater than 50, that is, has moved out of the FU. Thus, for example, if the 1988 Head is no longer present at the time of the 1989 interview, his or her relationship to Head is coded 10; the new 1989 Head also is coded 10. Therefore, to select current Heads, the user must select those coded 10 in this variable whose sequence numbers (V30607)=01.

7,226	42.2	10.	Head in 1989; 1988 Head who was mover-out nonresponse by the time of the 1989 interview
3,893	21.6	20.	Legal wife in 1989; 1988 wife who was mover-out nonresponse by the time of the 1989 interview
257	0.8	22.	"Wife"--female cohabitor who has lived with Head for a year or more <u>or</u> who was present in the 1988 family, since consecutive interviews may be taken less or more than twelve months apart; 1988 "wife" who was mover-out nonresponse by the time of the 1989 interview
6,965	31.3	30.	Son or daughter of <u>Head</u> (includes adopted children but not stepchildren)
650	1.9	33.	Stepson or stepdaughter of <u>Head</u> (children of legal wife (code 20) who are not children of Head)
158	0.3	35.	Son or daughter of " <u>wife</u> " but not Head (includes only those children whose mother's relationship to Head is 22 but who are not Head's children)
30	0.0	37.	Son-in-law or daughter-in-law of Head (includes stepchildren-in-law)
20	0.0	38.	Foster son or foster daughter, not legally adopted
119	0.4	40.	Brother or sister of Head (includes step and half sisters and brothers)
37	0.1	47.	Brother-in-law or sister-in-law of Head; i.e., brother or sister of legal wife.
5	0.0	48.	Brother or sister of Head's cohabitor (the cohabitor's code=22 or 88)
94	0.2	50.	Father or mother of Head (includes stepparents)
54	0.0	57.	Father-in-law or mother-in-law of Head (includes parents of legal wives (code 20) only)
4		58.	Father or mother of Head's cohabitor (the cohabitor's code=22 or 88)

445	0.9	60.	Grandson or granddaughter of Head (includes only <u>legal</u> wife's (code 20) grandchildren; those of a cohabitor are coded 97)
23	0.0	65.	Great-grandson or great-granddaughter of Head (includes only <u>legal</u> wife's (code 20) great-grandchildren; those of a cohabitor are coded 97)
16	0.0	66.	Grandfather or grandmother of Head (includes stepgrandparents)
5	0.0	67.	Grandfather or grandmother of legal wife (code 20)
		68.	Greatgrandfather or greatgrandmother of Head
		69.	Greatgrandfather or greatgrandmother of legal wife (code 20)
70	0.1	70.	Nephew or niece of Head
16	0.0	71.	Nephew or niece of legal wife (code 20)
21		72.	Uncle or Aunt of Head
3		73.	Uncle or Aunt of legal wife (code 20)
19		74.	Cousin of Head
2		75.	Cousin of legal wife (code 20)
54		83.	Children of first-year cohabitor but not of Head (this child's parent is coded 88)
177		88.	First-year cohabitor of Head
11	0.0	90.	Legal husband of Head
18	0.0	95.	Other relative of Head
1		96.	Other relative of legal wife (code 20)
7		97.	Other relative of cohabitor (the cohabitor's code=22 or 88)
51	0.0	98.	Other nonrelatives (includes homosexual friends, friends of children of the FU, etc.)
26,439		00.	From Latino sample (V30001=7001-9043); born or moved in after the 1989 interview (V30606>0000 and V30607=00); main family nonresponse by 1989 or mover-out nonresponse by 1988 (V30606=0000)

**V30609 'AGE OF INDIVIDUAL 89' TL0C= 1328- 1329 MD=99**

Age at the Time of the 1989 Interview

The values for this variable in the range 02-97 represent the actual age of the individual reported in years on his or her most recent birthday. See V30638 for an age variable that is generated from birth date information. Consistency of V30609 with V30610-V30611 was not forced unless it was clear that the interviewer made an error in recording the individual's age or birth date.

- 01. Newborn up to second birthday
- 98. 98 years old or more
- 99. NA; DK
- 00. From Latino sample (V30001=7001-9043); born or moved in after the 1989 interview (V30606>0000 and V30607=00); main family nonresponse by 1989 or mover-out nonresponse by 1988 (V30606=0000)

**V30610 'MONTH INDIVIDUAL BORN 89' TL0C= 1330- 1331 MD=99**

Month of Birth

1,788	8.4	01.	January; "winter"
1,538	7.4	02.	February
1,656	8.3	03.	March
1,570	7.7	04.	April; "spring"
1,614	8.2	05.	May
1,624	8.5	06.	June
1,740	8.4	07.	July; "summer"

620 - 1989 INDIVIDUAL DATA

1,775	8.8	08.	August
1,782	9.0	09.	September
1,782	8.5	10.	October; "fall"; "autumn"
1,685	8.2	11.	November
1,696	7.9	12.	December
201	0.6	99.	NA; DK
26,439		00.	From Latino sample (V30001=7001-9043); born or moved in after the 1989 interview (V30606>0000 and V30607=00); main family nonresponse by 1989 or mover-out nonresponse by 1988 (V30606=0000)

**V30611 'YEAR INDIVIDUAL BORN 89' TL0C= 1332- 1335 MD=9999**

Year of Birth

The actual year of birth is coded here.

- 9999. NA; DK
- 0000. From Latino sample (V30001=7001-9043); born or moved in after the 1989 interview (V30606>0000 and V30607=00); main family nonresponse by 1989 or mover-out nonresponse by 1988 (V30606=0000)

**V30612 'MARITAL INDICATOR-IND 89' TL0C= 1336**

1989 Married Pairs Indicator

This variable links pairs of individuals who were married or permanently cohabiting at the time of the 1989 interview. The spouses in the first such pair within a family unit each receive a code value of 1 here; the second, a value of 2, etc. Usually, the first married pair consists of Head and Wife/"Wife" or Head and Husband and Head.

- 0. Inap.: not married or cohabiting; spouse was not in FU at the time of the 1989 interview; from Latino sample (V30001=7001-9043); born or moved in after the 1989 interview (V30606>0000 and V30607=00); main family nonresponse by 1989 or mover-out nonresponse by 1988 (V30606=0000)

**V30613 'MOVED IN/OUT 89' TL0C= 1337**

1989 Moved In/Moved Out Indicator

1,347	3.7	1.	Moved in or born between the 1988 and 1989 interviews; splitoff in 1989
84	0.0	2.	Appeared; did not move in between the 1988 and 1989 interviews, but not included in FU for 1988 (i.e., listing error)
495	0.4	5.	Moved out of FU or out of an institution between the 1988 and 1989 interviews and was not included in a 1989 panel FU
75	0.5	6.	Moved out of FU and into an institution between the 1988 and 1989 interviews
70	0.3	7.	Living in 1988 but died by the time of the 1989 interview
33	0.1	8.	Disappeared; moved out prior to the 1988 interview, but included in FU for 1988 (usually a listing error)
44,786	94.8	0.	Inap.: in main family in both 1988 and 1989; from Latino sample (V30001=7001-9043); born or moved in after the 1989 interview (V30606>0000 and V30607=00); in an institution in both 1988 and 1989 (V30571=51-59 and V30607=51-59); main family nonresponse by 1989 or mover-out nonresponse by 1988 (V30606=0000)

**V30614 'MONTH MOVED IN/OUT 89' TL0C= 1338- 1339 MD=99**

Month Moved In or Out

181	0.4	01.	January; "winter"
131	0.3	02.	February
94	0.2	03.	March
151	0.3	04.	April; "spring"
141	0.3	05.	May
138	0.3	06.	June

115	0.2	07.	July; "summer"
131	0.3	08.	August
164	0.6	09.	September
140	0.3	10.	October; "fall"; "autumn"
125	0.2	11.	November
120	0.2	12.	December
56	0.2	99.	NA; DK
45,203	96.4	00.	Inap.: splitoff; from Latino sample (V30001=7001-9043); born or moved in after the 1989 interview (V30606>0000 and V30607=00); main family nonresponse by 1989 or mover-out nonresponse by 1988 (V30606=0000); moved from institution to own FU between the 1988 and 1989 interviews and was not interviewed for 1989 (V30571=51-59 and V30607=71-80); in an institution in both 1988 and 1989 (V30607=51-59 and V30613=0); stayed in main family (V30607=01-20 and V30613=0)

**V30615 'YEAR MOVED IN/OUT 89' TL0C= 1340- 1341 MD=99**

Year Moved In or Out

The last two digits of the year the move occurred are coded here. For example, a value of 89 indicates a move during the year 1989.

99. NA; DK

00. Inap.: from Latino sample (V30001=7001-9043); born or moved in after the 1989 interview (V30606>0000 and V30607=00); main family nonresponse by 1989 or mover-out nonresponse by 1988 (V30606=0000); moved from institution to own FU between the 1988 and 1989 interviews and was not interviewed for 1989 (V30571=51-59 and V30607=71-80); in an institution in both 1988 and 1989 (V30607=51-59 and V30613=0); stayed in main family (V30607=01-20 and V30613=0); splitoff (V30613=1 and V30614=00)

**V30616 'EMPLOYMENT STAT-IND 89' TL0C= 1342**

- B1. We would like to know about what you do--are you (HEAD) working now, looking for work, retired, keeping house, a student, or what?  
 D1a. We would like to know about what your (wife/"WIFE") does--is she working now, looking for work, retired, keeping house, a student, or what?  
 G75. We would like to know about what (INDIVIDUAL) does--is (he/she) working now, looking for work, retired, a student, keeping house, or what?

8,657	46.2	1.	Working now
150	0.8	2.	Only temporarily laid off
680	2.5	3.	Looking for work, unemployed
1,335	10.7	4.	Retired
406	1.7	5.	Permanently disabled
1,556	8.3	6.	Housewife; keeping house
935	4.3	7.	Student
87	0.3	8.	Other
81	0.1	9.	NA; DK
33,003	25.1	0.	Inap.: from Latino sample (V30001=7001-9043); born or moved in after the 1989 interview (V30606>0000 and V30607=00); main family nonresponse by 1989 or mover-out nonresponse by 1988 (V30606=0000); mover-out nonresponse for 1989 only if deceased (V30607=81-89); in an institution in both 1988 and 1989 (V30607=51-59 and V30613=0); not a person age 16 or older (V30609=01-15)

**V30617 'G88 MO LAST IN SCH-IND89' TL0C= 1343- 1344 MD=99**

G88. When did (he/she) last attend school?--MONTH

28	0.1	01.	January; "winter"
19	0.1	02.	February
135	0.6	03.	March
403	1.8	04.	April; "spring"
470	2.2	05.	May
425	2.0	06.	June
6	0.0	07.	July; "summer"

## 622 - 1989 INDIVIDUAL DATA

14	0.0	08.	August
17	0.1	09.	September
13	0.1	10.	October; "fall"; "autumn"
13	0.0	11.	November
33	0.1	12.	December
425	0.9	98.	DK
762	2.9	99.	NA
44,127	89.1	00.	Inap.: from Latino sample (V30001=7001-9043); born or moved in after the 1989 interview (V30606>0000 and V30607=00); main family nonresponse by 1989 or mover-out nonresponse by 1988 (V30606=0000); mover-out nonresponse for 1989 only if deceased (V30607=81-89); in an institution in both 1988 and 1989 (V30607=51-59 and V30613=0); not a person age 16 or older (V30609=01-15)

**V30618 'G88 YR LAST IN SCH-IND89' TLOC= 1345- 1346 MD=99**

G88. When did (he/she) last attend school?-YEAR

The last two digits of the year this individual last attended school are coded here. For example, a value of 89 indicates the year 1989.

97.	Before 1901
98.	DK
99.	NA
00.	Inap.: from Latino sample (V30001=7001-9043); born or moved in after the 1989 interview (V30606>0000 and V30607=00); main family nonresponse by 1989 or mover-out nonresponse by 1988 (V30606=0000); mover-out nonresponse for 1989 only if deceased (V30607=81-89); in an institution in both 1988 and 1989 (V30607=51-59 and V30613=0); not a person age 16 or older (V30609=01-15)

**V30619 'WHETHER STUDENT-IND 89' TLOC= 1347 MD=9**

G89. Was (he/she) enrolled as a full-time or part-time student?

1,122	5.6	1.	Full-time student
134	0.6	3.	Part-time student
		5.	Not enrolled in school
27	0.1	9.	NA; DK
45,607	93.8	0.	Inap.: from Latino sample (V30001=7001-9043); born or moved in after the 1989 interview (V30606>0000 and V30607=00); main family nonresponse by 1989 or mover-out nonresponse by 1988 (V30606=0000); Head or Wife in 1989 (V30607=01-20 and V30608=10, 20 or 22); in an institution in both 1988 and 1989 (V30607=51-59 and V30613=0); not a person age 16 or older (V30609=01-15); last attended school before 1988 (V30618=01-87, 97 or 99)

**V30620 'COMPLETED EDUC-IND 89' TLOC= 1348- 1349 MD=99**

G90. What is the highest grade or year of school that (he/she) has completed?

The values for this variable in the range 01-16 represent the actual grade of school completed, e.g., a value of 08 indicates that this individual completed the eighth grade by the time of the 1989 interview. A code value of 17 indicates that this individual has completed at least some postgraduate work. This variable contains values for 1989 Heads and Wives/"Wives" from 1989 family-level data, although information about completed education is not asked annually for them as it is for other family unit members. For 1989 Heads, these were computed as follows: if V17500 is greater than zero, then completed education equals 12 plus the value for V17500. For the remaining cases, a value of 1 at V17486 was converted to a value of 12. Otherwise, completed education equals V17489 plus V17494. For the recency of the data, see family-level V17568. Wives/"Wives were treated similarly, using family-level variables. For 1989, see V17421-V17430. If V17430 is greater than zero, then completed education equals 12 plus the value for V17430. For the remaining cases, a value of 1 at V17421 was

converted to a value of 12. Otherwise, completed education equals V17423 plus V17426. For the recency of the data, see family-level V17569.

99. NA; DK

00. Inap.: from Latino sample (V30001=7001-9043); born or moved in after the 1989 interview (V30606>0000 and V30607=00); main family nonresponse by 1989 or mover-out nonresponse by 1988 (V30606=0000); in an institution in both 1988 and 1989 (V30607=51-59 and V30613=0); not a person age 16 or older (V30609=01-15)

**V30621 'TYPE TXBL INCOME 89' TL0C= 1350**

TYPE OF TAXABLE INCOME RECEIVED DURING 1988:

G76. During 1988 did (he/she) have a full-time or part-time job (not counting work around the house)?

G84. What was that from?

7,743	36.4	1.	Labor income
813	7.5	2.	Asset income
2,676	19.0	3.	Both labor and asset income
35,658	37.0	0.	Inap.: no taxable income; from Latino sample (V30001=7001-9043); born or moved in after the 1989 interview (V30606>0000 and V30607=00); main family nonresponse by 1989 or mover-out nonresponse by 1988 (V30606=0000); in an institution in both 1988 and 1989 (V30607=51-59 and V30613=0)

**V30622 'TOT TXBL INCOME-IND 89' TL0C= 1351- 1356**

TOTAL 1988 TAXABLE MONEY INCOME OF THIS INDIVIDUAL:

G78. About how much money did (he/she) earn from that job last year?

G85. How much was that last year?

The values for this variable in the range 000001-999998 indicate the amount of total taxable income received in whole dollars. All missing data were assigned. For Heads or Wives, the values here are labor and assets of each; these components were coded separately beginning with the 1986 wave.

999999. \$999,999 or more

000000. Inap.: from Latino sample (V30001=7001-9043); born or moved in after the 1989 interview (V30606>0000 and V30607=00); main family nonresponse by 1989 or mover-out nonresponse by 1988 (V30606=0000); in an institution in both 1988 and 1989 (V30607=51-59 and V30613=0); no taxable income (V30621=0)

**V30623 'ACC TOT TXBL Y-IND 89' TL0C= 1357**

Accuracy of 1988 Taxable Income for This Individual

55	0.3	1.	Minor assignment
638	2.8	2.	Major assignment
46,197	96.9	0.	Inap.: no assignment; from Latino sample (V30001=7001-9043); born or moved in after the 1989 interview (V30606>0000 and V30607=00); main family nonresponse by 1989 or mover-out nonresponse by 1988 (V30606=0000); in an institution in both 1988 and 1989 (V30607=51-59 and V30613=0); no taxable income (V30621=0)

**V30624 'ANN WORK HRS-IND 89' TL0C= 1358- 1361**

WORK HOURS IN 1988:

G79. About how many weeks did (he/she) work on that job last year?

G81. During the weeks that (he/she) worked, about how many hours did (he/she) usually work per week?

The values for this variable indicate the actual hours worked in 1988. All missing data were assigned.

0000. Inap.: from Latino sample (V30001=7001-9043); born or moved in after the 1989 interview (V30606>0000 and V30607=00); main family nonresponse by 1989 or mover-out

nonresponse by 1988 (V30606=0000); in an institution in both 1988 and 1989 (V30607=51-59 and V30613=0); did not work (V30621=0 or 2)

V30625 'ACC ANN WRK HRS-IND 89' TL0C= 1362

Accuracy of This Individual's Work Hours in 1988

240	1.3	1.	Minor assignment
194	0.7	2.	Major assignment
46,456	98.0	0.	Inap.: no assignment; from Latino sample (V30001=7001-9043); born or moved in after the 1989 interview (V30606>0000 and V30607=00); main family nonresponse by 1989 or mover-out nonresponse by 1988 (V30606=0000); in an institution in both 1988 and 1989 (V30607=51-59 and V30613=0); did not work (V30621=0 or 2)

V30626 'TYPE TRANSFER Y-IND 89' TL0C= 1363- 1364

TYPE OF TRANSFER INCOME RECEIVED DURING 1988:

G83. Did (he/she) have any (other) income, such as pensions, welfare, interest, gifts, or anything else, last year?

G84. What was that from?

221	0.7	01.	ADC, AFDC only
157	0.6	02.	Supplemental Security Income, SSI only
101	0.3	03.	Other Welfare only
1,084	7.6	04.	Social Security only
93	0.5	05.	Veterans pension
222	1.5	06.	Other retirement pay, pensions, or annuities only
325	1.6	07.	Unemployment compensation only
125	0.5	08.	Worker's Compensation only
258	1.5	09.	Child support only
231	1.3	10.	Help from relatives only
263	1.4	11.	Other transfers only
1,204	8.5	15.	More than one of the above; any combination
42,606	74.2	00.	Inap.: no transfer income; from Latino sample (V30001=7001-9043); born or moved in after the 1989 interview (V30606>0000 and V30607=00); main family nonresponse by 1989 or mover-out nonresponse by 1988 (V30606=0000); in an institution in both 1988 and 1989 (V30607=51-59 and V30613=0)

V30627 'G31 TYPE SOC SEC RCD 89' TL0C= 1365

TYPE OF SOCIAL SECURITY RECEIVED DURING 1988:

G31. Did you (HEAD) (or anyone else in the family there) receive any income in 1988 from Social Security?

G33. Was that disability, retirement, survivor's benefits, or what?

255	1.1	1.	Disability
1,169	9.9	2.	Retirement
340	2.3	3.	Survivor's benefits; dependent of deceased recipient
53	0.3	4.	Any combination of codes 1-3 and 5-7
22	0.1	5.	Dependent of disabled recipient
33	0.3	6.	Dependent of retired recipient
2	0.0	7.	Other
6	0.0	8.	DK
17	0.1	9.	NA
44,993	86.0	0.	Inap.: no Social Security income; from Latino sample (V30001=7001-9043); born or moved in after the 1989 interview (V30606>0000 and V30607=00); main family nonresponse by 1989 or mover-out nonresponse by 1988 (V30606=0000); in an institution in both 1988 and 1989 (V30607=51-59 and V30613=0); no transfers (V30626=00)

V30628 'G34 AMT SOC SEC RCD 89' TL0C= 1366- 1370

TOTAL SOCIAL SECURITY INCOME RECEIVED DURING 1988 BY THIS INDIVIDUAL:

G31. Did you (HEAD) (or anyone else in the family there) receive any income in 1988 from Social Security?

G33. Was that disability, retirement, survivor's benefits, or what?



G34. How much was it?

99999. \$99,999 or more
00000. Inap.: from Latino sample (V30001=7001-9043); born or moved in after the 1989 interview (V30606>0000 and V30607=00); main family nonresponse by 1989 or mover-out nonresponse by 1988 (V30606=0000); in an institution in both 1988 and 1989 (V30607=51-59 and V30613=0); no transfers (V30626=00); no Social Security (V30627=0)

V30629 'G34 ACC SOC SEC AMT 89' TL0C= 1371

Accuracy of 1988 Social Security Income for This Individual

- |        |      |    |  |
|--------|------|----|--|
| 39     | 0.2  | 1. | Minor assignment   |
| 49     | 0.2  | 2. | Major assignment   |
| 46,802 | 99.6 | 0. | Inap.: no assignment; from Latino sample (V30001=7001-9043); born or moved in after the 1989 interview (V30606>0000 and V30607=00); main family nonresponse by 1989 or mover-out nonresponse by 1988 (V30606=0000); in an institution in both 1988 and 1989 (V30607=51-59 and V30613=0); no transfers (V30626=00); no Social Security (V30627=0) |

V30630 'TOT TRANSR EXC SS-IND 89' TL0C= 1372- 1376

OTHER 1988 TRANSFER MONEY\* INCOME OF THIS INDIVIDUAL (EXCLUDING SOCIAL SECURITY):

- G83. Did (he/she) have any (other) income, such as pensions, welfare, interest, gifts, or anything else, last year?
- G84. What was that from?
- G85. How much was that last year?

The values for this variable in the range 00001-99998 indicate the amount of transfer income received excluding Social Security received in whole dollars. All missing data were assigned.

99999. \$99,999 or more
00000. Inap.: from Latino sample (V30001=7001-9043); born or moved in after the 1989 interview (V30606>0000 and V30607=00); main family nonresponse by 1989 or mover-out nonresponse by 1988 (V30606=0000); in an institution in both 1988 and 1989 (V30607=51-59 and V30613=0); no transfer income or only Social Security income (V30626=00 or 04)

V30631 'ACC TOT TRANSR Y-IND 89' TL0C= 1377

Accuracy of 1988 Other Transfer Income for This Individual

- |        |      |    |  |
|--------|------|----|--|
| 9      | 0.0  | 1. | Minor assignment   |
| 36     | 0.1  | 2. | Major assignment   |
| 46,845 | 99.9 | 0. | Inap.: no assignment; from Latino sample (V30001=7001-9043); born or moved in after the 1989 interview (V30606>0000 and V30607=00); main family nonresponse by 1989 or mover-out nonresponse by 1988 (V30606=0000); in an institution in both 1988 and 1989 (V30607=51-59 and V30613=0); no transfer income or only Social Security income (V30626=00 or 04) |

V30632 'TOTAL TRANSR Y-IND 89' TL0C= 1378- 1382

TOTAL 1988 TRANSFER MONEY INCOME OF THIS INDIVIDUAL

The values for this variable in the range 00001-99998 indicate the total amount of transfer income received in whole dollars. This amount was calculated by summing V30628 and V30630.

99999. \$99,999 or more
00000. Inap.: from Latino sample (V30001=7001-9043); born or moved in after the 1989 interview (V30606>0000 and V30607=00); main family nonresponse by 1989 or mover-

out nonresponse by 1988 (V30606=0000); in an institution in both 1988 and 1989 (V30607=51-59 and V30613=0); no transfer income (V30626=00)

**V30633 'H5 OFUM MED' COVERAGE? 89' TLOC= 1383 MD=9**

H5. Is anyone in your family living there covered by (Medicaid/ Medi-Cal/ Medical Assistance/ Welfare/Medical Services)? [DO NOT INCLUDE MEDICARE]

H6. Who is covered? [LIST ALL FAMILY MEMBERS COVERED]

1,837	6.2	1.	Yes, is covered
17,734	90.9	5.	No, is not covered
28	0.2	9.	NA; DK
27,291	2.7	0.	Inap.: from Latino sample (V30001=7001-9043); born or moved in after the 1989 interview (V30606>0000 and V30607=00); main family nonresponse by 1989 or mover-out nonresponse by 1988 (V30606=0000); in an institution or mover-out nonresponse in 1989 (V30607=51-89)

**V30634 'H13 OFUM HEALTH GOOD 89' TLOC= 1384 MD=9**

H13. Now about the rest of your family living there--are any of them not in good health?

306	1.1	1.	Yes, is not in good health
7,948	31.5	5.	No, is in good health
171	0.4	9.	NA; DK
38,465	66.9	0.	Inap.: from Latino sample (V30001=7001-9043); born or moved in after the 1989 interview (V30606>0000 and V30607=00); main family nonresponse by 1989 or mover-out nonresponse by 1988 (V30606=0000); in an institution or mover-out nonresponse in 1989 (V30607=51-89)

**V30635 'MONTH S/O FAM FORMED 89' TLOC= 1385- 1386 MD=99**

Month Splitoff Moved Out of Main Family Unit

Refer to Section I, Part 5 of this volume for details of this variable's generation.

34	0.1	01.	January; "winter"
28	0.1	02.	February
9	0.1	03.	March
40	0.1	04.	April; "spring"
16	0.1	05.	May
32	0.2	06.	June
41	0.1	07.	July; "summer"
29	0.1	08.	August
25	0.2	09.	September
11	0.0	10.	October; "fall"; "autumn"
23	0.1	11.	November
22	0.1	12.	December
34	0.2	98.	Moved out of an institution
62	0.1	99.	NA; DK
46,484	98.4	00.	Inap.: from Latino sample (V30001=7001-9043); born or moved in after the 1989 interview (V30606>0000 and V30607=00); main family nonresponse by 1989 or mover-out nonresponse by 1988 (V30606=0000); not a splitoff in 1989 (V30613≠1 or V30613=1 and V30614≠00)

**V30636 'YEAR S/O FAM FORMED 89' TLOC= 1387- 1388 MD=99**

Year Splitoff Moved Out of Main Family Unit

The last two digits of the year the move occurred are coded here. For example, a value of 88 indicates a move during the year 1989. Refer to Section I, Part 5 of this volume for details of this variable's generation.

98. Moved out of an institution  
99. NA year

00. Inap.: from Latino sample (V30001=7001-9043); born or moved in after the 1989 interview (V30606>0000 and V30607=00); main family nonresponse by 1989 or mover-out nonresponse by 1988 (V30606=0000); not a splitoff in 1989 (V30613#1 or V30613=1 and V30614#00)

**V30637 'MAIN FAM ID FOR S/D 89' TL0C= 1389- 1392**

1989 ID Number of the Main Family from which this Individual's Splitoff Family Was Formed

Actual 1989 ID Numbers (0001-7114) were coded for individuals who moved out of main families or institutions to form splitoff families.

9997. This splitoff individual did not move out of a main family or institution, e.g., nonsample Heads, Wives or others who appeared for the first time in the 1989 splitoff family; children newly born in, etc.
0000. Inap.: from Latino sample (V30001=7001-9043); born or moved in after the 1989 interview (V30606>0000 and V30607=00); main family nonresponse by 1989 or mover-out nonresponse by 1988 (V30606=0000); not a splitoff in 1989 (V30613#1 or V30613=1 and V30614#00)

**V30638 'AGE FROM BIRTH DATE 89' TL0C= 1393- 1394 MD=99**

Age at the Time of the 1989 Interview as Generated from Birth Date

The values for this variable in the range 02-97 represent the actual age of the individual in years on his or her most recent birthday. This variable is generated from the reported month and year of birth (V30610-V30611) and the date of interview (V15127) using the following assumptions: if the month of birth is NA (V30610=99), July is assumed; if the date of interview is NA (V15127=9999), assume July and that July birthdays did not yet take place; if the day of the interview is less than the fifteenth day of the month, assume that birthdays in the same month did not yet take place. Consistency with V30609, reported age, has not been forced.

01. Newborn up to second birthday  
 98. 98 years old or more  
 99. NA; DK (V30611=9999)  
 00. Inap.: from Latino sample (V30001=7001-9043); born or moved in after the 1989 interview (V30606>0000 and V30607=00); main family nonresponse by 1989 or mover-out nonresponse by 1988 (V30606=0000)

**V30639 'TYPE OF IND RECORD 89' TL0C= 1395- 1396 MD=99**

Type of Individual Data Record in 1989

All individuals who became main family nonresponse in 1989 have 1989 ID numbers equal to 0000 and zero data values for 1989, but have nonzero data values for their 1988 records. Mover-out nonresponse individuals for 1989 have nonzero data for 1989 just as response individuals do; however, the movers-out have 1989 sequence numbers in the range 51-89. Codes 01-04 below apply to main family nonresponse individuals only; codes 06-08 are reserved for mover-out nonresponse.

- 256 01. This sample member was 18 years old or older at the time of main family nonresponse and had been in the FU in 1988.  
 129 02. This sample member was less than 18 at the time of main family nonresponse and had been in the FU in 1988.  
 127 03. This nonsample individual had been in the 1988 FU, and this FU became nonresponse in 1989.  
 6 04. This sample member had been in an institution in 1988 but his or her main family became nonresponse in 1989.  
 263 05. This sample member, although connected with a 1989 response family, was in an institution at the time of the 1989 interview.  
 83 06. This sample individual was 18 years old or older and moved out or died between the 1988 and 1989 interviews.  
 86 07. This sample member was less than 18 and moved out or died between the 1988 and 1989 interviews.

628 - 1989 INDIVIDUAL DATA

420	08.	This nonsample individual moved out or died between the 1988 and 1989 interviews.
8,421	09.	This individual had not been born or moved in by the time of the 1989 interview; individual from Latino sample (V30001=7001-9043)
17,500	10.	This individual had become nonresponse by the time of the 1988 interview
	99.	NA; DK
19,599	00.	Inap.: in a panel family in 1989 (V30607=01-20).

V30640 'WHY NONRESPONSE 89' TLOC= 1397- 1398 MD=99

Reason for NonFU Membership in 1989

Individuals ineligible for the interview consist of those who were too young (under 18 years old) or who are not sample members.

335	01.	Refusal by all eligible/available FU members.
7	02.	No-one at home for contact during the interviewing period.
29	03.	Respondent absent; some FU member contacted, but not the appropriate respondent.
99	04.	Lost; unable to locate any member of the FU at all.
5	05.	FU is located too far away for interviewer contact.
80	11.	This individual was in the armed forces.
130	12.	This individual was in an educational institution.
24	13.	This individual was in a health care facility
25	14.	This individual was in jail or prison
5	19.	This individual was in some other type of institution, for example, a religious order. Cases in which the type of institution is unknown are included here, also.
	21.	This individual was not eligible for the interview and the Head or the Wife, whichever is the sample member, became main family nonresponse because he/she was institutionalized by joining the armed forces.
	22.	This individual was not eligible for the interview and became main family nonresponse because the Head or Wife, whichever is sample, became institutionalized by entering an educational institution.
	23.	This individual was not eligible for the interview and became main family nonresponse because the Head or Wife, whichever is the sample member, became institutionalized by entering a health care facility.
	24.	This individual was not eligible for the interview and became main family nonresponse because the Head or Wife, whichever is the sample member, became institutionalized through imprisonment.
	29.	This individual was not eligible for the interview and became main family nonresponse because the Head or Wife, whichever is sample, became institutionalized by some means other than the above; for example, he/she may have entered a religious order. Cases in which the type of institution is unknown are included here, also.
14	31.	This individual was unable to cooperate through disability.
4	32.	This individual was not eligible for the interview and the Head or Wife, whichever is sample, was unable to cooperate through disability.
112	41.	This individual died between the 1988 and 1989 interviews.
25	42.	This individual was not eligible for the interview and became main family nonresponse because the Head or Wife, whichever is sample, died.
	51.	This individual, although followed for interview, was discovered to be nonsample: office error.
	52.	This individual should have been followed but was not: office error.
1	53.	This individual was mistakenly included in two or more response families at once; this record is the duplicate, or erroneous, one.
1	54.	Listing error: this individual never existed or was not really living in the FU.
	59.	Other office error

91. This sample individual moved out of the 1989 main family and was eligible for interviewing but the reason for nonresponse is NA.
- 474 92. Individual moved out of the 1989 main family and was not eligible for interviewing because he/she was either nonsample or too young.
93. The Head or Wife of this FU, whichever is sample, united with another FU; this individual was not eligible for the interview and therefore became nonresponse.
- 8,421 97. This individual had not been born or moved in by the time of the 1989 interview (V30606>0000 and V30607=00); individual from Latino sample (V30001=7001-9043)
- 17,500 98. This individual became main family or mover-out nonresponse by 1988 (V30570=0000 and V30606=0000 or V30570>0000 and V30571=71-89 and V30606=0000)
99. NA; DK
- 19,599 00. Inap.: in a panel family in 1989 (V30607=01-20)

**V30641 'INDIVIDUAL WEIGHT 89' TL0C= 1399- 1401**

1989 Individual Weight

This variable is nonzero only for sample members associated with a 1989 response family. Sample members born into the family in 1989 receive either the average of the Head's and spouse's weights or, in the event of a single Head, the child receives the Head's weight. For those sample members either not yet part of the family in 1979 but present by 1984 or who were main family nonresponse in 1979 and moved back into the panel in 1984, the most recent weight is brought forward to these tape locations. Refer to Section I, Part 5 of this volume for details on the weights themselves.

OSIRIS USERS: Note that this variable is defined in the dictionary as having one decimal place.

00. From Latino sample (V30001=7001-9043); main family nonresponse by 1989 or mover-out nonresponse by 1988 (V30606=0000); individual was not a sample member (V30002=170-228)

**1990 INDIVIDUAL VARIABLES:** Distributions are calculated for all cases using the 1990 combined core-Latino weight (V30688) for the percents.

**V30642 '1990 INTERVIEW NUMBER ' TL0C= 1402- 1406**

1990 Interview Number (1990 ID Number)

The values for this variable in the range 00001-07328 represent the 1990 ID number of the interview in which this core sample individual was included in 1990. Values of 10001-12043 represent the 1990 ID number of the interview in which this Latino sample individual was included in 1990.

00000. This individual was main family nonresponse by 1990 or mover-out nonresponse by 1989

**V30643 'SEQUENCE NUMBER 90' TL0C= 1407- 1408**

1990 Sequence Number

This sequence number variable provides a means of identifying an individual's status with regard to the FU at the time of the 1990 interview.

- 26,930 97.6 01-20. Individuals in the family at the time of the 1990 interview
- 308 1.6 51-59. Individuals in institutions at the time of the 1990 interview
- 878 0.5 71-80. Individuals who moved out of the FU or out of institutions and established their own households between the 1989 and 1990 interviews

## 630 - 1990 INDIVIDUAL DATA

81 0.3 81-89. Individuals who were living in 1989 but died by the time of the 1990 interview

18,693 00. Main family nonresponse by 1990 or mover-out nonresponse by 1989 (V30642=00000)

## V30644 'RELATION TO HEAD 90' TL0C= 1409- 1410

1990 Relationship to Head

Note that these relationships are those to the 1989 Head for any individual whose 1990 sequence number (V30643) is greater than 50, that is, has moved out of the FU. Thus, for example, if the 1989 Head is no longer present at the time of the 1990 interview, his or her relationship to Head is coded 10; the new 1990 Head also is coded 10. Therefore, to select current Heads, the user must select those coded 10 in this variable whose sequence numbers (V30643)=01.

9,522	42.0	10.	Head in 1990; 1989 Head who was mover-out nonresponse by the time of the 1990 interview
5,091	21.3	20.	Legal wife in 1990; 1989 wife who was mover-out nonresponse by the time of the 1990 interview
389	0.9	22.	"Wife"--female cohabitor who has lived with Head for a year or more <u>or</u> who was present in the 1989 family, since consecutive interviews may be taken less or more than twelve months apart; 1989 "wife" who was mover-out nonresponse by the time of the 1990 interview
9,996	31.2	30.	Son or daughter of <u>Head</u> (includes adopted children but not stepchildren)
811	1.9	33.	Stepson or stepdaughter of <u>Head</u> (children of legal wife (code 20) who are not children of Head)
230	0.3	35.	Son or daughter of " <u>wife</u> " but not Head (includes only those children whose mother's relationship to Head is 22 but who are not Head's children)
62	0.0	37.	Son-in-law or daughter-in-law of Head (includes stepchildren-in-law)
42	0.0	38.	Foster son or foster daughter, not legally adopted
259	0.5	40.	Brother or sister of Head (includes step and half sisters and brothers)
81	0.1	47.	Brother-in-law or sister-in-law of Head; i.e., brother or sister of legal wife.
8	0.0	48.	Brother or sister of Head's cohabitor (the cohabitor's code=22 or 88)
180	0.2	50.	Father or mother of Head (includes stepparents)
114	0.1	57.	Father-in-law or mother-in-law of Head (includes parents of legal wives (code 20) only)
3		58.	Father or mother of Head's cohabitor (the cohabitor's code=22 or 88)
687	1.0	60.	Grandson or granddaughter of Head (includes only <u>legal</u> wife's (code 20) grandchildren; those of a cohabitor are coded 97)
30	0.0	65.	Great-grandson or great-granddaughter of Head (includes only <u>legal</u> wife's (code 20) great-grandchildren; those of a cohabitor are coded 97)
17	0.0	66.	Grandfather or grandmother of Head (includes stepgrandparents)
3	0.0	67.	Grandfather or grandmother of legal wife (code 20)
		68.	Greatgrandfather or greatgrandmother of Head
		69.	Greatgrandfather or greatgrandmother of legal wife (code 20)
149	0.1	70.	Nephew or niece of Head
24	0.0	71.	Nephew or niece of legal wife (code 20)
27	0.0	72.	Uncle or Aunt of Head

6	0.0	73.	Uncle or Aunt of legal wife (code 20)
42	0.0	74.	Cousin of Head
4	0.0	75.	Cousin of legal wife (code 20)
61		83.	Children of first-year cohabitor but not of Head (this child's parent is coded 88)
209	0.0	88.	First-year cohabitor of Head
11	0.0	90.	Legal husband of Head
32	0.0	95.	Other relative of Head
2		96.	Other relative of legal wife (code 20)
15	0.0	97.	Other relative of cohabitor (the cohabitor's code=22 or 88)
90	0.1	98.	Other nonrelatives (includes homosexual friends, friends of children of the FU, etc.)
18,693		00.	Main family nonresponse by 1990 or mover-out nonresponse by 1989 (V30642=00000)

**V30645 'AGE OF INDIVIDUAL 90' TL0C= 1411- 1412 MD=99**

Age at the Time of the 1990 Interview

The values for this variable in the range 02-97 represent the actual age of the individual reported in years on his or her most recent birthday. See V30680 for an age variable that is generated from birth date information. Consistency of V30645 with V30646-V30647 was not forced unless it was clear that the interviewer made an error in recording the individual's age or birth date.

- 01. Newborn up to second birthday
- 98. 98 years old or more
- 99. NA; DK
- 00. Main family nonresponse by 1990 or mover-out nonresponse by 1989 (V30642=00000)

**V30646 'MONTH INDIVIDUAL BORN 90' TL0C= 1413- 1414 MD=99**

Month of Birth

2,427	8.6	01.	January; "winter"
2,105	7.3	02.	February
2,293	8.4	03.	March
2,116	7.6	04.	April; "spring"
2,287	8.4	05.	May
2,211	8.4	06.	June
2,415	8.5	07.	July; "summer"
2,460	8.9	08.	August
2,411	8.8	09.	September
2,411	8.5	10.	October; "fall"; "autumn"
2,326	8.1	11.	November
2,336	8.0	12.	December
399	0.6	99.	NA; DK
18,693		00.	Main family nonresponse by 1990 or mover-out nonresponse by 1989 (V30642=00000)

**V30647 'YEAR INDIVIDUAL BORN 90' TL0C= 1415- 1418 MD=9999**

Year of Birth

The actual year of birth is coded here.

- 9999. NA; DK
- 0000. Main family nonresponse by 1990 or mover-out nonresponse by 1989 (V30642=00000)

**V30648 'MARITAL INDICATOR-IND 90' TL0C= 1419**

1990 Married Pairs Indicator

## 632 - 1990 INDIVIDUAL DATA

This variable links pairs of individuals who were married or permanently cohabiting at the time of the 1990 interview. The spouses in the first such pair within a family unit each receive a code value of 1 here; the second, a value of 2, etc. Usually, the first married pair consists of Head and Wife/"Wife" or Head and Husband of Head.

0. Inap.: not married or cohabiting; spouse was not in FU at the time of the 1990 interview; main family nonresponse by 1990 or mover-out nonresponse by 1989 (V30642=00000)

**V30649 'MOVED IN/OUT 90' TL0C= 1420**

1990 Moved In/Moved Out Indicator

2,118	4.9	1.	Moved in or born between the 1989 and 1990 interviews; splitoff in 1990
84	0.0	2.	Appeared; did not move in between the 1989 and 1990 interviews, but not included in FU for 1989 (i.e., listing error)
849	0.4	5.	Moved out of FU or out of an institution between the 1989 and 1990 interviews and was not included in a 1990 panel FU
85	0.4	6.	Moved out of FU and into an institution between the 1989 and 1990 interviews
81	0.3	7.	Living in 1989 but died by the time of the 1990 interview
37	0.1	8.	Disappeared; moved out prior to the 1989 interview, but included in FU for 1989 (usually a listing error)
43,636	93.8	0.	Inap.: in main family in both 1989 and 1990 (includes Latino non-movers); Latino in institution in both 1989 and 1990; core in an institution in both 1989 and 1990 (V30607=51-59 and V30643=51-59); main family nonresponse by 1990 or mover-out nonresponse by 1989 (V30642=00000)

**V30650 'MONTH MOVED IN/OUT 90' TL0C= 1421- 1422 MD=99**

Month Moved In or Out

237	0.3	01.	January; "winter"
200	0.2	02.	February
201	0.2	03.	March
160	0.3	04.	April; "spring"
221	0.4	05.	May
301	0.4	06.	June
231	0.2	07.	July; "summer"
202	0.4	08.	August
219	0.4	09.	September
164	0.3	10.	October; "fall"; "autumn"
166	0.2	11.	November
141	0.2	12.	December
127	0.2	99.	NA; DK
44,320	96.3	00.	Inap.: splitoff; main family nonresponse by 1990 or mover-out nonresponse by 1989 (V30642=00000); moved from institution to own FU between the 1989 and 1990 interviews and was not interviewed for 1990 (V30607=51-59 and V30643=71-80); in an institution in both 1989 and 1990 (V30643=51-59 and V30649=0); stayed in main family (V30643=01-20 and V30649=0)

**V30651 'YEAR MOVED IN/OUT 90' TL0C= 1423- 1424 MD=99**

Year Moved In or Out

The last two digits of the year the move occurred are coded here. For example, a value of 90 indicates a move during the year 1990.

99. NA; DK

00. Inap.: main family nonresponse by 1990 or mover-out nonresponse by 1989 (V30642=00000); moved from institution to own FU between the 1989 and 1990 interviews and was not interviewed for 1990 (V30607=51-59 and V30643=71-80); in an institution in both 1989 and 1990 (V30643=51-59 and V30649=0); stayed in main family (V30643=01-20 and V30649=0); splitoff (V30649=1 and V30650=00)



## V30652 'IS IND TEMPLE INFORMANT' TLOC= 1425

Whether This Individual Was Selected for the Latino National Political Survey

2,043	1.7	1.	Yes
5,065	4.9	5.	No, but Latino sample individual
		9.	Latino sample individual but NA or DK whether selected as respondent for LNPS
39,782	93.4	0.	Inap.: core individual (V30001=0001-2930, 5001-6872)

## V30653 'EMPLOYMENT STAT-IND 90' TLOC= 1426

B1. We would like to know about what you do--are you (HEAD) working now, looking for work, retired, keeping house, a student, or what?

D1a. We would like to know about what your (wife/"WIFE") does--is she working now, looking for work, retired, keeping house, a student, or what?

G75. We would like to know about what (INDIVIDUAL) does--is (he/she) working now, looking for work, retired, a student, keeping house, or what?

---

11,161	44.9	1.	Working now
206	0.6	2.	Only temporarily laid off
1,103	2.9	3.	Looking for work, unemployed
1,764	10.2	4.	Retired
660	2.0	5.	Permanently disabled
2,457	8.9	6.	Housewife; keeping house
1,441	4.7	7.	Student
85	0.2	8.	Other
161	0.1	9.	NA: DK
27,852	25.5	0.	Inap.: main family nonresponse by 1990 or mover-out nonresponse by 1989 (V30642=00000); mover-out nonresponse for 1990 only if deceased (V30643=81-89); in an institution in both 1989 and 1990 (V30643=51-59 and V30649=0); not a person age 16 or older (V30645=01-15)

## V30654 'G88 MD LAST IN SCH-IND90' TLOC= 1427- 1428 MD=99

G88. When did (he/she) last attend school?--MONTH

37	0.1	01.	January; "winter"
25	0.0	02.	February
180	0.8	03.	March
331	1.4	04.	April; "spring"
631	2.1	05.	May
941	2.1	06.	June
51	0.0	07.	July; "summer"
61	0.1	08.	August
64	0.1	09.	September
50	0.1	10.	October; "fall"; "autumn"
37	0.1	11.	November
39	0.1	12.	December
700	0.9	98.	DK
1,187	2.9	99.	NA
42,556	89.1	00.	Inap.: main family nonresponse by 1990 or mover-out nonresponse by 1989 (V30642=00000); mover-out nonresponse for 1990 only if deceased (V30643=81-89); in an institution in both 1989 and 1990 (V30643=51-59 and V30649=0); not a person age 16 or older (V30645=01-15)

## V30655 'G88 YR LAST IN SCH-IND90' TLOC= 1429- 1430 MD=99

G88. When did (he/she) last attend school?--YEAR

The last two digits of the year this individual last attended school are coded here. For example, a value of 90 indicates the year 1990.

97.	Before 1901
98.	DK
99.	NA
00.	Inap.: main family nonresponse by 1990 or mover-out nonresponse by 1989 (V30642=00000); mover-out nonresponse

for 1990 only if deceased (V30643=81-89); in an institution in both 1989 and 1990 (V30643=51-59 and V30649=0); not a person age 16 or older (V30645=01-15)

**V30656 'WHETHER STUDENT-IND 90' TL0C= 1431 MD=9**

G89. Was (he/she) enrolled as a full-time or part-time student?

1,722	5.3	1.	Full-time student
263	0.6	3.	Part-time student
		5.	Not enrolled in school
54	0.2	9.	NA; DK
44,851	93.9	0.	Inap.: main family nonresponse by 1990 or mover-out nonresponse by 1989 (V30642=00000); Head or Wife in 1990 (V30643=01-20 and V30644=10, 20 or 22); in an institution in both 1989 and 1990 (V30643=51-59 and V30649=0); not a person age 16 or older (V30645=01-15); last attended school before 1989 (V30655=01-88, 97 or 99)

**V30657 'COMPLETED EDUC-IND 90' TL0C= 1432- 1433 MD=99**

G90. What is the highest grade or year of school that (he/she) has completed?

The values for this variable in the range 01-16 represent the actual grade of school completed, e.g., a value of 08 indicates that this individual completed the eighth grade by the time of the 1990 interview. A code value of 17 indicates that this individual has completed at least some postgraduate work. This variable contains values for 1990 Heads and Wives/"Wives" from 1990 family-level data, although information about completed education is not asked annually for them as it is for other family unit members. For 1990 Heads, these were computed as follows: if V18831 is greater than zero, then completed education equals 12 plus the value for V18831. For the remaining cases, a value of 1 at V18817 was converted to a value of 12. Otherwise, completed education equals V18820 plus V18825. For the recency of the data, see family-level V18919. Wives/"Wives were treated similarly, using family-level variables. For 1990, see V18752-V18761. If V18761 is greater than zero, then completed education equals 12 plus the value for V18761. For the remaining cases, a value of 1 at V18752 was converted to a value of 12. Otherwise, completed education equals V18754 plus V18757. For the recency of the data, see family-level V18920.

99. NA; DK

00. Inap.: main family nonresponse by 1990 or mover-out nonresponse by 1989 (V30642=00000); in an institution in both 1989 and 1990 (V30643=51-59 and V30649=0); not a person age 16 or older (V30645=01-15)

**V30658 'TYPE TXBL INCOME 90' TL0C= 1434**

TYPE OF TAXABLE INCOME RECEIVED DURING 1989:

G76. During 1989 did (he/she) have a full-time or part-time job (not counting work around the house)?

G84. What was that from?

10,397	35.5	1.	Labor income
1,043	8.3	2.	Asset income
3,228	19.1	3.	Both labor and asset income
32,222	37.1	0.	Inap.: no taxable income; main family nonresponse by 1990 or mover-out nonresponse by 1989 (V30642=00000); in an institution in both 1989 and 1990 (V30643=51-59 and V30649=0)

**V30659 'TOT TXBL INCOME-IND 90' TL0C= 1435- 1440**

TOTAL 1989 TAXABLE MONEY INCOME OF THIS INDIVIDUAL:

G78. About how much money did (he/she) earn from that job last year?

G85. How much was that last year?

The values for this variable in the range 000001-999998 indicate the amount of total taxable income received in whole dollars. All missing data were

assigned. For Heads or Wives, the values here are labor and assets of each; these components were coded separately beginning with the 1986 wave.

999999. \$999,999 or more

000000. Inap.: main family nonresponse by 1990 or mover-out nonresponse by 1989 (V30642=00000); in an institution in both 1989 and 1990 (V30643=51-59 and V30649=0); no taxable income (V30658=0)

V30660 'ACC TOT TXBL Y-IND 90' TLOC= 1441

Accuracy of 1989 Taxable Income for This Individual

73	0.2	1.	Minor assignment
1,103	3.2	2.	Major assignment
45,714	96.6	0.	Inap.: no assignment; main family nonresponse by 1990 or mover-out nonresponse by 1989 (V30642=00000); in an institution in both 1989 and 1990 (V30643=51-59 and V30649=0); no taxable income (V30658=0)

V30661 'ANN WORK HRS-IND 90' TLOC= 1442- 1445

WORK HOURS IN 1989:

G79. About how many weeks did (he/she) work on that job last year?

G81. During the weeks that (he/she) worked, about how many hours did (he/she) usually work per week?

The values for this variable indicate the actual hours worked in 1989. All missing data were assigned.

0000. Inap.: main family nonresponse by 1990 or mover-out nonresponse by 1989 (V30642=00000); in an institution in both 1989 and 1990 (V30643=51-59 and V30649=0); did not work (V30658=0 or 2)

V30662 'ACC ANN WRK HRS-IND 90' TLOC= 1446

Accuracy of This Individual's Work Hours in 1989

349	1.2	1.	Minor assignment
258	0.5	2.	Major assignment
46,283	98.4	0.	Inap.: no assignment; main family nonresponse by 1990 or mover-out nonresponse by 1989 (V30642=00000); in an institution in both 1989 and 1990 (V30643=51-59 and V30649=0); did not work (V30658=0 or 2)

V30663 'TYPE TRANSFER Y-IND 90' TLOC= 1447- 1448

TYPE OF TRANSFER INCOME RECEIVED DURING 1989:

G83. Did (he/she) have any (other) income, such as pensions, welfare, interest, gifts, or anything else, last year?

G84. What was that from?

318	0.7	01.	ADC, AFDC only
249	0.5	02.	Supplemental Security Income, SSI only
187	0.3	03.	Other Welfare only
1,541	7.9	04.	Social Security only
86	0.3	05.	Veterans pension
248	1.4	06.	Other retirement pay, pensions, or annuities only
485	1.7	07.	Unemployment compensation only
152	0.5	08.	Worker's Compensation only
299	1.5	09.	Child support only
276	1.2	10.	Help from relatives only
407	1.7	11.	Other transfers only
1,615	8.6	15.	More than one of the above; any combination
41,027	73.8	00.	Inap.: no transfer income; main family nonresponse by 1990 or mover-out nonresponse by 1989 (V30642=00000); in an institution in both 1989 and 1990 (V30643=51-59 and V30649=0)

V30664 'G31 TYPE SOC SEC RCD 90' TLOC= 1449

TYPE OF SOCIAL SECURITY RECEIVED DURING 1989:

G31. Did you (HEAD) (or anyone else in the family there) receive any income in 1989 from Social Security?

G33. Was that disability, retirement, survivor's benefits, or what?

394	1.3	1.	Disability
1,630	10.3	2.	Retirement
400	2.2	3.	Survivor's benefits; dependent of deceased recipient
75	0.2	4.	Any combination of codes 1-3 and 5-7
29	0.1	5.	Dependent of disabled recipient
56	0.3	6.	Dependent of retired recipient
4	0.0	7.	Other
1	0.0	8.	DK
69	0.1	9.	NA
44,232	85.4	0.	Inap.: no Social Security income; main family nonresponse by 1990 or mover-out nonresponse by 1989 (V30642=00000); in an institution in both 1989 and 1990 (V30643=51-59 and V30649=0); no transfers (V30663=00)

V30665 'G34 AMT SOC SEC RCD 90' TL0C= 1450- 1454

TOTAL SOCIAL SECURITY INCOME RECEIVED DURING 1989 BY THIS INDIVIDUAL:

G31. Did you (HEAD) (or anyone else in the family there) receive any income in 1989 from Social Security?

G33. Was that disability, retirement, survivor's benefits, or what?

G34. How much was it?

99999. \$99,999 or more

00000. Inap.: main family nonresponse by 1990 or mover-out nonresponse by 1989 (V30642=00000); in an institution in both 1989 and 1990 (V30643=51-59 and V30649=0); no transfers (V30663=00); no Social Security (V30664=0)

V30666 'G34 ACC SOC SEC AMT 90' TL0C= 1455

Accuracy of 1989 Social Security Income for This Individual

40	0.3	1.	Minor assignment
101	0.3	2.	Major assignment
46,749	99.4	0.	Inap.: no assignment; main family nonresponse by 1990 or mover-out nonresponse by 1989 (V30642=00000); in an institution in both 1989 and 1990 (V30643=51-59 and V30649=0); no transfers (V30663=00); no Social Security (V30664=0)

V30667 'TOT TRNSFR EXC SS-IND 90' TL0C= 1456- 1460

OTHER 1989 TRANSFER MONEY INCOME OF THIS INDIVIDUAL (EXCLUDING SOCIAL SECURITY):

G83. Did (he/she) have any (other) income, such as pensions, welfare, interest, gifts, or anything else, last year?

G84. What was that from?

G85. How much was that last year?

The values for this variable in the range 00001-99998 indicate the amount of transfer income received excluding Social Security received in whole dollars. All missing data were assigned.

99999. \$99,999 or more

00000. Inap.: main family nonresponse by 1990 or mover-out nonresponse by 1989 (V30642=00000); in an institution in both 1989 and 1990 (V30643=51-59 and V30649=0); no transfer income or only Social Security income (V30663=00 or 04)

V30668 'ACC TOT TRNSFR Y-IND 90' TL0C= 1461

Accuracy of 1989 Other Transfer Income for This Individual

8	0.0	1.	Minor assignment
66	0.1	2.	Major assignment
46,816	99.9	0.	Inap.: no assignment; main family nonresponse by 1990 or mover-out nonresponse by 1989 (V30642=00000); in an

institution in both 1989 and 1990 (V30643=51-59 and V30649=0); no transfer income or only Social Security income (V30663=00 or 04)

V30669 'TOTAL TRNSFR Y-IND 90' TL0C= 1462- 1466

TOTAL 1989 TRANSFER MONEY INCOME OF THIS INDIVIDUAL

The values for this variable in the range 00001-99998 indicate the total amount of transfer income received in whole dollars. This amount was calculated by summing V30665 and V30667.

99999. \$99,999 or more

00000. Inap.: main family nonresponse by 1990 or mover-out nonresponse by 1989 (V30642=00000); in an institution in both 1989 and 1990 (V30643=51-59 and V30649=0); no transfer income (V30663=00)

V30670 'H5 OFUM MED COVERAGE? 90' TL0C= 1467 MD=9

H5. Is anyone in your family living there covered by (Medicaid/ Medi-Cal/ Medical Assistance/ Welfare/Medical Services)? [DO NOT INCLUDE MEDICARE]

H6. Who is covered? [LIST ALL FAMILY MEMBERS COVERED]

3,247	6.7	1.	Yes, is covered
23,614	90.6	5.	No, is not covered
83	0.3	9.	NA; DK
19,946	2.4	0.	Inap.: main family nonresponse by 1990 or mover-out nonresponse by 1989 (V30642=00000); in an institution or mover-out nonresponse in 1990 (V30643=51-89)

V30671 'H13 OFUM HEALTH GOOD 90' TL0C= 1468 MD=9

H13. Now about the rest of your family living there--are any of them not in good health?

524	1.2	1.	Yes, is not in good health
11,443	31.9	5.	No, is in good health
236	0.7	9.	NA; DK
34,687	66.3	0.	Inap.: main family nonresponse by 1990 or mover-out nonresponse by 1989 (V30642=00000); in an institution or mover-out nonresponse in 1990 (V30643=51-89)

NOTE: The following variables V30672-V30676 were used in the generation of the 1990 combined core-Latino weights. One of the elements necessary for that weight was to determine whether a Latino sample individual had any chance of being included in the core sample in 1968, i.e., was in the United States at that time. If the Latino individual was not born before 1968, then we asked about the U.S. residency of the individual's parents. To avoid respondent annoyance, parental residency questions were curtailed if the individual was a Head's or Wife's/ "Wife's" child born in 1968 or later since the parental information had already been asked for the parent. See Section K of the 1990 questionnaire in Section I, Part 2 of this volume for details. However, these variables contain information for all Latino cases, since children's information was generated by PSID processing staff from the parental data.

V30672 'K2 LIVE OUT US 1YR+ 90' TL0C= 1469 MD=9

K2. Our study started in 1968, and we need to know if the people we interview were living in the U.S. at that time. Have you ever lived outside the U.S. for at least a year?

K8. Has your (wife/"WIFE") ever lived outside the U.S. for at least a year? K14/K21/K28/K35/K42/K49/K56. Has (INDIVIDUAL) ever lived outside the U.S. for at least a year?

2,347	1.9	1.	Yes
1,398	1.3	5.	No
62	0.1	9.	NA; DK

## 638 - 1990 INDIVIDUAL DATA

43,083 96.7 0. Inap.; individual from core sample family (V30001=0001-2930, 5001-6872); born in 1968 or later (V30647=1968-1990, 9999)

**V30673 'K3 LIVE IN US 1968 90' TL0C= 1470 MD=9**

K3. Did you live in the U.S. at all in 1968?

K9. Did she live in the U.S. at all in 1968?

K15/K22/K29/K36/K43/K50/K57. Did (he/she) live in the U.S. at all in 1968?

916	0.7	1.	Yes
1,421	1.2	5.	No
10	0.0	9.	NA; DK
44,543	98.1	0.	Inap.; individual from core sample family (V30001=0001-2930, 5001-6872); born in 1968 or later (V30647=1968-1990, 9999); never lived outside the U.S. for a year or more (V30672=5, 9)

**V30674 'K4 YR PERMANENT IN US 90' TL0C= 1471- 1474 MD=9999**

K4. In what year did you come to the U.S. to stay?

K10. In what year did she come to the U.S. to stay?

K16/K23/K30/K37/K44/K51/K58. In what year did (he/she) come to the U.S. to stay?

Values for this variable indicate the actual year in which this individual permanently moved to the U.S. For example, a code value of 1962 indicates a move in the year 1962.

9998. DK

9999. NA

0000. Inap.; individual from core sample family (V30001=0001-2930, 5001-6872); born in 1968 or later (V30647=1968-1990, 9999); never lived 9) outside the U.S. for a year or more (V30672=5, 9)

**V30675 'K5 MOTHER IN US 1968 90' TL0C= 1475 MD=9**

K5. Our study started in 1968, and we need to know if parents of the people we interview were living in the U.S. at that time. Did your mother live in the U.S. in 1968?

K11. Did your (wife's/"WIFE'S") mother live in the U.S. in 1968?

K17/K24/K31/K38/K45/K52/K59. Did (INDIVIDUAL's) mother live in the U.S. in 1968?

K18/K25/K32/K39/K46/K53/K60. Did (INDIVIDUAL's) mother live in the U.S. in 1968?

1,794	1.7	1.	Yes
1,396	1.4	5.	No
98	0.1	9.	NA; DK
43,602	96.8	0.	Inap.; individual from core sample family (V30001=0001-2930, 5001-6872); born before 1968 (V30647=1880-1967, 9999)

**V30676 'K6 FATHER IN US 1968 90' TL0C= 1476 MD=9**

K6. Did your father live in the U.S. in 1968?

K12. Did your (wife's/"WIFE'S") father live in the U.S. in 1968?

K19/K26/K33/K40/K47/K54/K61. Did (INDIVIDUAL's) father live in the U.S. in 1968?

267	0.2	1.	Yes
1,133	1.2	5.	No
94	0.1	9.	NA; DK
45,396	98.4	0.	Inap.; individual from core sample family (V30001=0001-2930, 5001-6872); born before 1968 (V30647=1880-1967, 9999); mother was in U.S. in 1968 (V30675=5, 9)

**V30677 'MONTH S/O FAM FORMED 90' TL0C= 1477- 1478 MD=99**

Month Splitoff Moved Out of Main Family Unit

Refer to Section I, Part 5 of this volume for details of this variable's generation. All Latino families were treated as main families.

22	0.1	01.	January; "winter"
29	0.1	02.	February
11	0.1	03.	March
34	0.1	04.	April; "spring"
33	0.2	05.	May
28	0.1	06.	June
13	0.1	07.	July; "summer"
33	0.2	08.	August
18	0.1	09.	September
19	0.2	10.	October; "fall"; "autumn"
15	0.1	11.	November
12	0.1	12.	December
44	0.3	98.	Moved out of an institution
16	0.1	99.	NA; DK
46,563	98.2	00.	Inap.: main family nonresponse by 1990 or mover-out nonresponse by 1989 (V30642=00000); not a splitoff in 1990 (V30649#1 or V30649=1 and V30650#00)

**V30678 'YEAR S/D FAM FORMED 90' TL0C= 1479- 1480 MD=99**

Year Splitoff Moved Out of Main Family Unit

The last two digits of the year the move occurred are coded here. For example, a value of 90 indicates a move during the year 1990. Refer to Section I, Part 5 of this volume for details of this variable's generation. All Latino families were treated as main families.

- 98. Moved out of an institution
- 99. NA year
- 00. Inap.: main family nonresponse by 1990 or mover-out nonresponse by 1989 (V30642=00000); not a splitoff in 1990 (V30649#1 or V30649=1 and V30650#00)

**V30679 'MAIN FAM ID FOR S/D 90' TL0C= 1481- 1485**

1990 ID Number of the Main Family from which this Individual's Splitoff Family Was Formed

Actual 1990 ID Numbers (00001-07328) were coded for individuals who moved out of main families or institutions to form splitoff families. All Latino families were treated as main families.

- 99997. This splitoff individual did not move out of a main family or institution, e.g., nonsample Heads, Wives or others who appeared for the first time in the 1990 splitoff family; children newly born in, etc.
- 00000. Inap.: main family nonresponse by 1990 or mover-out nonresponse by 1989 (V30642=00000); not a splitoff in 1990 (V30649#1 or V30649=1 and V30650#00)

**V30680 'AGE FROM BIRTH DATE 90' TL0C= 1486- 1487 MD=99**

Age at the Time of the 1990 Interview as Generated from Birth Date

The values for this variable in the range 02-97 represent the actual age of the individual in years on his or her most recent birthday. This variable is generated from the reported month and year of birth (V30646-V30647) and the date of interview (V18046) using the following assumptions: if the month of birth is NA (V30646=99), July is assumed; if the date of interview is NA (V18046=9999), assume July and that July birthdays did not yet take place; if the day of the interview is less than the fifteenth day of the month, assume that birthdays in the same month did not yet take place. Consistency with V30645, reported age, has not been forced.

- 01. Newborn up to second birthday
- 98. 98 years old or more
- 99. NA; DK (V30647=9999)

00. Inap.: main family nonresponse by 1990 or mover-out nonresponse by 1989 (V30642=00000)

V30681 'FOLLOW STATUS FOR 90 IW ' TLOC= 1488

Whether Selected for 1990 Sample: 1990 FOLLOW STATUS

As part of the 1990 PSID supplement on the elderly, certain nonsample and/or nonresponse individuals were added to the 1990 sample. The selection process is explained in Section I of this volume, but briefly, all persons who would have been age 65 or older in 1990 and who had become nonresponse between 1985 and 1990 for reasons other than death were designated a recontact sample. Some of these individuals were original sample persons but others were not. In addition, any age-eligible persons in 1989 families who would not have been followed in past years because they were nonsample were designated as followable should they leave a 1990 family.

155	0.5	1.	This individual became nonresponse between 1985 and 1989, was age 65 or older in 1990, and was an original PSID sample member: selected for the 1990 elderly recontact sample
142		2.	This individual became nonresponse between 1985 and 1989, was age 65 or older in 1990, and had moved into the study after it began (i.e., was not an original PSID sample member): selected for the 1990 elderly recontact sample
7,452	6.6	3.	This individual was a member of a Latino sample family
9,826	69.1	4.	This individual was in a 1989 family or an institution (V30643=01-20, 51-59), was age 17 or older in 1989, and was a sample member (V30002=001-169): this person was followable for the 1990 interview
204		5.	This individual was in a 1989 family or an institution (V30643=01-20, 51-59), was age 64 or older in 1989, and was not sample (V30002=170-227): this person was followable for the 1990 interview
29,111	23.8	0.	Inap: this individual was nonsample and under age 64 in 1989; this individual was sample and under age 17 in 1989; this individual was nonresponse by 1989 but was not eligible for the 1990 elderly recontact effort

V30682 'RETND SELF ADMIN QNAIRE ' TLOC= 1489

Whether Returned Self-Administered Health Questionnaire (SAQ)

As mentioned in Section I of this volume, each 1990 Head or Wife/"Wife" age 50 or older was mailed a questionnaire about his or her health. The data collected from this are available as a separate dataset and are documented in a volume entitled A Panel Study of Income Dynamics: Procedures and Tape Codes 1990 Interviewing Year (Wave XXIII), The 1990 Self-Administered Questionnaire: A Supplemental File. This variable indicates whether a data record can be found for this individual on the supplemental data file, and, if not, some further information about ineligibility or nonresponse.

2,428	18.8	1.	This individual is 1990 Head, Wife or "Wife", age 50 or older, eligible for the SAQ and returned a useable questionnaire
8,159	37.5	2.	This individual is 1990 core sample Head, Wife or "Wife", under age 50, and so ineligible for the SAQ
18	0.1	3.	This individual is 1990 core sample Head, Wife or "Wife", age 50 or older, eligible for the SAQ but actively refused to complete it
3	0.0	4.	This individual is 1990 core sample Head, Wife or "Wife", age 50 or older, eligible for the SAQ but died after the completion of the 1990 interview but before returning a SAQ
11	0.0	5.	This individual is 1990 core sample Head, Wife or "Wife", age 50 or older, and ineligible for the SAQ because Spanish was the preferred language for the interview
8	0.0	6.	This individual is 1990 core sample Head, Wife or "Wife", age 50 or older, eligible for the SAQ but returned a blank one
808	4.5	7.	This individual is 1990 core sample Head, Wife or "Wife", age 50 or older, eligible for the SAQ but did not return it (passive refusal)



35,455 39.0 0. This individual is not core sample (V30001=7001-9043); this individual is not 1990 Head, Wife or "Wife" (V30643#01-02 and V30644#10, 20 or 22)

**V30683 'MEDICARE PERMISSION 90' TL0C= 1490**

Whether Medicare Permission was Received

This variable relates to the Self-Administered Questionnaire (SAQ) mentioned in V30682 above. Part of the SAQ's purpose was to collect Medicare participant numbers from eligible individuals in order that the PSID could request their Medicare records from the Health Care Financing Administration (HCFA). The codes below indicate the extent to which this attempt was successful. The Medicare data are available under special contractual arrangements. For more information, contact Terry Adams at (313) 763-6868 or TKADAMS@ISR.UMICH.EDU.

839	7.0	1.	This individual is 1990 core sample Head, Wife or "Wife", age 50 or older, covered by Medicare, gave permission and returned a useable Medicare number and signed permission form.
49	0.3	2.	This individual is 1990 core sample Head, Wife or "Wife" age 65 or older who reported he or she was not covered by Medicare; this individual is 1990 core sample Head, Wife or "Wife" age 50 to 64 who reported he or she was eligible for but not covered by Medicare.
190	1.7	3.	This individual is 1990 core sample Head, Wife or "Wife" age 65 or older who actively refused to give permission; this individual is 1990 core sample Head, Wife or "Wife" age 50 to 64 who reported he or she was eligible for Medicare but actively refused to give permission.
22	0.1	4.	This individual is 1990 core sample Head, Wife or "Wife" age 50 or older, eligible to receive Medicare and gave permission but did not give his or her Medicare participant number.
178	1.1	5.	This individual is 1990 core sample Head, Wife or "Wife", age 65 or older who left the permission form blank; this individual is 1990 core sample Head, Wife or "Wife" who reported he or she was eligible for Medicare but left the permission form blank.
12	0.1	6.	This individual is 1990 core sample Head, Wife or "Wife" age 50 or older who supplied a Medicare participant number but omitted the authorizing signature. He or she may or may not have answered the permission question.
310	1.8	7.	This individual is 1990 core sample Head, Wife or "Wife" age 50 to 64 but it was not ascertained whether he or she was eligible for Medicare, and the permission form was left blank.
1,641	11.4	8.	This individual is 1990 core sample Head, Wife or "Wife" age 50 to 64 who says he or she is not eligible for Medicare.
1		9.	This individual is 1990 core sample Head, Wife or "Wife" age 65 or older who gave a Medicare participant number and gave an authorizing signature but who left the permission question blank.
43,654	76.6	0.	This individual is not core sample (V30001=7001-9043); this individual is not 1990 Head, Wife or "Wife" (V30643#01-02 and V30644#10, 20 or 22); this individual is 1990 core sample Head, Wife or "Wife", but is under age 50, and so ineligible for Medicare permission (V30643=01-02 and V30644=10, 20 or 22 and V30645>50); this individual is core sample Head, Wife or "Wife" age 50 or older but did not respond to the SAQ or the permission mailing (V30682=3-6)

**V30684 'TYPE OF IND RECORD 90' TL0C= 1491- 1492 MD=99**

Type of Individual Data Record in 1990

All core sample individuals who became main family nonresponse in 1990 have 1990 ID numbers equal to 00000 and zero data values for 1990, but have nonzero data values for 1989 variables. Core sample mover-out nonresponse individuals for 1990 have nonzero data for 1989 just as response individuals do; however, the movers-out have 1990 sequence numbers in the range 51-89.

Codes 01-04 below apply to main family nonresponse individuals only; codes 06-08 are reserved for mover-out nonresponse.

Latino individuals who were in institutions in 1990 or who had moved out or died in the year prior to the 1990 interview are included in codes 05-08.

346	01.	This sample member was 18 years old or older at the time of main family nonresponse and had been in the FU in 1989; this 1990 elderly recontact individual was not successfully interviewed.
74	02.	This sample member was less than 18 at the time of main family nonresponse and had been in the FU in 1989.
86	03.	This nonsample individual had been in the 1989 FU, and this FU became nonresponse in 1990.
8	04.	This sample member had been in an institution in 1989 but his or her main family became nonresponse in 1990.
308	05.	This sample member, although connected with a 1990 response family, was in an institution at the time of the 1990 interview.
87	06.	This sample individual was 18 years old or older and moved out or died between the 1989 and 1990 interviews.
110	07.	This sample member was less than 18 and moved out or died between the 1989 and 1990 interviews.
762	08.	This nonsample individual moved out or died between the 1989 and 1990 interviews.
18,179	10.	This individual had become nonresponse by the time of the 1989 interview.
	99.	NA; DK
26,930	00.	Inap.: this individual was in a panel family in 1990 (V30643=01-20).

V30685 'WHY NONRESPONSE 90' TL0C= 1493- 1494 MD=99

Reason for NonFU Membership in 1990

In general, individuals ineligible for the interview consist of those who were too young (under 18 years old) or who are not sample members. An exception to nonsample eligibility was made for elderly nonsample individuals as described in Section I, Part 1 of this volume.

238	01.	Refusal by all eligible/available FU members.
18	02.	No-one at home for contact during the interviewing period.
23	03.	Respondent absent; some FU member contacted, but not the appropriate respondent.
86	04.	Lost; unable to locate any member of the FU at all.
9	05.	FU is located too far away for interviewer contact.
90	11.	This individual was in the armed forces.
164	12.	This individual was in an educational institution.
22	13.	This individual was in a health care facility
37	14.	This individual was in jail or prison
3	19.	This individual was in some other type of institution, for example, a religious order. Cases in which the type of institution is unknown are included here, also.
	21.	This individual was not eligible for the interview and the Head or the Wife, whichever is the sample member, became main family nonresponse because he/she was institutionalized by joining the armed forces.
	22.	This individual was not eligible for the interview and became main family nonresponse because the Head or Wife, whichever is sample, became institutionalized by entering an educational institution.
	23.	This individual was not eligible for the interview and became main family nonresponse because the Head or Wife, whichever is the sample member, became institutionalized by entering a health care facility.
	24.	This individual was not eligible for the interview and became main family nonresponse because the Head or Wife, whichever is the sample member, became institutionalized through imprisonment.
3	29.	This individual was not eligible for the interview and became main family nonresponse because the Head or Wife, whichever is sample, became institutionalized by some means other than the above; for example, he/she may have

- entered a religious order. Cases in which the type of institution is unknown are included here, also.
- 21 31. This individual was unable to cooperate through disability.
  - 2 32. This individual was not eligible for the interview and the Head or Wife, whichever is sample, was unable to cooperate through disability.
  - 201 41. This individual died between the 1989 and 1990 interviews; this 1990 elderly recontact individual died after becoming nonresponse for some other reason but before the 1990 recontact attempt.
  - 12 42. This individual was not eligible for the interview and became main family nonresponse because the Head or Wife, whichever is sample, died.
  - 51. This individual, although followed for interview, was discovered to be nonsample: office error.
  - 52. This individual should have been followed but was not: office error.
  - 53. This individual was mistakenly included in two or more response families at once; this record is the duplicate, or erroneous, one.
  - 2 54. Listing error: this individual never existed or was not really living in the FU.
  - 1 59. Other office error
  - 91. This sample individual moved out of the 1990 main family and was eligible for interviewing but the reason for nonresponse is NA.
  - 848 92. Individual moved out of the 1990 main family and was not eligible for interviewing because he/she was either nonsample or too young.
  - 93. The Head or Wife of this FU, whichever is sample, united with another FU; this individual was not eligible for the interview and therefore became nonresponse.
  - 18,179 98. This individual became main family or mover-out nonresponse by 1989 (V30570=0000 and V30642=00000 or V30570>0000 and V30571=71-89 and V30642=00000)
  - 1 99. NA; DK
  - 26,930 00. Inap.: this individual was in a panel family in 1990 (V30643=01-20)

**V30686 'CORE IND WEIGHT 90' TL0C= 1495- 1500**

1989 Core Weight, Updated for 1990

This weight variable is to be used only for analysis of the core sample. If you wish to analyze both the core and Latino samples, then see V30688. If you wish to analyze only the Latino sample, then see V30687.

This variable is nonzero only for sample members associated with a 1990 core sample family. Sample members born into the family in 1990 receive either the average of the Head's and spouse's weights or, in the event of a single Head, the child receives the Head's weight. For those sample members either not yet part of the family in 1984 but present by 1989 or who were main family nonresponse in 1984 and moved back into the panel in 1989, the most recent weight is brought forward to these tape locations. Refer to Section I, Part 5 of this volume for details on the weights.

**DSIRIS USERS:** Note that this variable is defined in the dictionary as having three decimal places.

000000. Latino sample individual (V30001=7001-9043); main family nonresponse by 1990 or mover-out nonresponse by 1989 (V30642=00000); individual was not a sample member (V30002=170-228)

**V30687 'LATIND IND WEIGHT 90' TL0C= 1501- 1506**

1990 Latino Sample Weight

This weight variable is to be used only for analysis of the Latino sample. If you wish to analyze both the core and Latino samples, then see V30688. If you wish to analyze only the core sample, then see V30686.

This variable is nonzero only for sample members associated with a 1990 Latino sample family. Refer to Section I, Part 5 of this volume for details about the Latino sample and weights.

OSIRIS USERS: Note that this variable is defined in the dictionary as having three decimal places.

000000. Core sample individual (V30001=0001-2930, 5001-6872); individual was not a sample member (V30002=170-228)

**V30688 'COMBINED IND WEIGHT 90' TLOC= 1507- 1512**

1990 Combined Core-Latino Weight

This weight variable is to be used only for combined analysis of the core and Latino samples. If you wish to analyze only the core sample, then see V30686. If you wish to analyze only the Latino sample, then see V30687.

This variable is nonzero only for sample members associated with a 1990 core or Latino sample family. Refer to Section I, Part 5 of this volume for details about the creation of the combined weight.

OSIRIS USERS: Note that this variable is defined in the dictionary as having three decimal places.

000000. Main family nonresponse by 1990 or mover-out nonresponse by 1989 (V30642=00000); individual was not a sample member (V30002=170-228)

**SUMMARY VARIABLES**

**V31987 'WHETHER IN US IN 1968' TLOC= 1513**

Whether This Individual (or either parent) was in the U.S. in 1968, Imputed

This variable was created from the data collected in V30672-V30676. The set of questions was asked about Latino sample individuals in order to determine whether they had a chance of being selected for the core sample, an issue in the creation of the 1990 combined core-Latino weight (V30688). Cases with missing data on V30672-V30676 were imputed proportionally. The proportions were based on the distribution within each Latino subgroup, using only cases with nonmissing data.

4,496	1. Yes, this individual (or at least one parent, if individual was born after 1968) was in the U.S. in 1968 and thus was eligible for the core sample
2,626	5. No, this individual (or neither parent, if individual was born after 1968) was not in the U.S. in 1968 and thus was ineligible for the core sample
39,768	0. Individual from core sample (V30001=0001-2930, 5001-6872)

**V31988 'LNPS ETHNICITY' TLOC= 1514**

Latino National Political Survey Eligibility: Reported Ethnicity within LNPS Sampling Area

This variable was used in the creation of the 1990 combined core-Latino weight (V30688). If the individual is from the core sample, values here indicate whether the family to which this individual belonged in 1990 had a chance of inclusion in the LNPS because of ethnic affiliation of any family member living in an LNPS sampling area. For Latino sample individuals, the values indicate the ethnic affiliation of the family member who served as the respondent for the LNPS. This variable indicates the actual ethnic affiliation of persons, not the ethnic designation of their area of residence. Thus, a Mexican-American living in Miami (a Cuban-American LNPS sampling area) still receives a value of 1 for this variable. For further information about the LNPS sample design, see Section I, Part 13.

5,024	1.	The family in which this individual was living in 1990 was designated as being of Mexican descent and in an LNPS-designated area
1,448	2.	The family in which this individual was living in 1990 was designated as being of Puerto Rican descent and in an LNPS-designated area
1,507	3.	The family in which this individual was living in 1990 was designated as being of Cuban descent and in an LNPS-designated area
20,218	5.	Nobody in this individual's 1990 family was LNPS-eligible
18,693	0.	Main family nonresponse by 1990 or mover-out nonresponse by 1989 (V30642=00000)

**V31989 'LNPS SAMPLING AREA / TL0C= 1515**

Latino National Political Survey Eligibility: Ethnic Designation of LNPS Sampling Area

This variable was used during the 1990 combined core-Latino weight (V30688) generation process to indicate in which, if any, of the three LNPS sampling areas the individual lived. The code values are derived from the area in which the family unit was living in 1989. See Section I, Part 5 for information about the weights and Section I, Part 13 for information about the LNPS sample design.

5,201	1.	The area in which this individual's family was living in 1989 was designated as Mexican-American for LNPS sampling purposes
1,183	2.	The area in which this individual's family was living in 1989 was designated as Puerto Rican-American for LNPS sampling purposes
1,595	3.	The area in which this individual's family was living in 1989 was designated as Cuban-American for LNPS sampling purposes
38,911	0.	Main family nonresponse by 1990 or mover-out nonresponse by 1989 (V30642=00000); nobody in this individual's 1990 family was LNPS-eligible (V31988=5)

**V31990 'MEXICAN LATINO STRATUM / TL0C= 1516- 1517**

Stratum Code--LATINO SAMPLE OF MEXICAN DESCENT

This is the stratum code required for complex variance estimation that takes the stratified multistage sample design into account. This variable and V31991 are used to compute variance estimates when the analysis is restricted to the subset of the data from the geographic area in the original Latino sample design designated as predominantly Mexican-American. Codes range from 1 to 13. See Section I, Part 5 of this volume for a more detailed discussion of techniques for variance estimation using PSID data. This variable is available only at the individual level.

**V31991 'MEXICAN LATINO SECU / TL0C= 1518**

Sampling Error Computing Unit (SECU) Code--LATINO SAMPLE OF MEXICAN DESCENT

This variable defines two Sampling Error Computing Units within each stratum defined by V31990. The code value for this variable, together with that of V31990, is required for complex variance estimation that takes the stratified multistage sample design into account. This variable and V31991 are used only to compute such variance estimates when the analysis is restricted to the subset of the data from the geographic area in the original Latino sample design designated as predominantly Mexican-American. Codes range from 1 to 2. See Section I, Part 5. This variable is available only at the individual level.

**V31992 'PUERTO RICAN LAT STRATUM/ TL0C= 1519- 1520**

Stratum Code--LATINO SAMPLE OF PUERTO RICAN DESCENT

This is the stratum code required for complex variance estimation that takes the stratified multistage sample design into account. This variable and V31993 are used only to compute such variance estimates when the analysis is

restricted to the subset of the data from the geographic area in the original Latino sample design designated as predominantly Puerto Rican-American. Codes range from 1 to 10. See Section I, Part 5 of this volume for a more detailed discussion of techniques for variance estimation using PSID data. This variable is available only at the individual level.

**V31993 'PUERTO RICAN LATINO SECU' TLOC= 1521**

Sampling Error Computing Unit (SECU) Code--LATINO SAMPLE OF PUERTO RICAN DESCENT

This variable defines two Sampling Error Computing Units within each stratum defined by V31992. The code value for this variable, together with that of V31992, is required for complex variance estimation that takes the stratified multistage sample design into account. This variable and V31992 are used only to compute such variance estimates when the analysis is restricted to the subset of the data from the geographic area in the original Latino sample design designated as predominantly Puerto Rican-American. Codes range from 1 to 2. See Section I, Part 5. This variable is available only at the individual level.

**V31994 'CUBAN LATINO STRATUM' TLOC= 1522- 1523**

Stratum Code--LATINO SAMPLE OF CUBAN DESCENT

This is the stratum code required for complex variance estimation that takes the stratified multistage sample design into account. This variable and V31995 are used only to compute such variance estimates when the analysis is restricted to the subset of the data from the geographic area in the original Latino sample design designated as predominantly Cuban-American. Codes range from 1 to 7. See Section I, Part 5 of this volume for a more detailed discussion of techniques for variance estimation using PSID data. This variable is available only at the individual level.

**V31995 'CUBAN LATINO SECU' TLOC= 1524**

Sampling Error Computing Unit (SECU) Code--LATINO SAMPLE OF CUBAN DESCENT

This variable defines two Sampling Error Computing Units within each stratum defined by V31994. The code value for this variable, together with that of V31994, is required for complex variance estimation that takes the stratified multistage sample design into account. This variable and V31994 are used only to compute such variance estimates when the analysis is restricted to the subset of the data from the geographic area in the original Latino sample design designated as predominantly Cuban-American. Codes range from 1 to 2. See Section I, Part 5. This variable is available only at the individual level.

**V31996 'BALANCED REPLIC STRATUM' TLOC= 1525- 1526**

Balanced Repeated Replication (BRR) Stratum Code

This is the stratum code required for complex variance estimation that takes the stratified multistage sample design into account through the balanced repeated replication techniques. This variable and V31997 are used to compute variance estimates when the analysis is not restricted to any of the subsets of the data from geographic areas designated in V31990-V31995. Splitoffs receive the stratum values assigned to the families in which they were residing in 1968. See Section I, Part 5 of the 1983 (wave XVI) documentation for a more detailed discussion. This variable is available only at the individual level from 1989 on.

BRR variance estimation based on a subset of data that combines any portion of the Latino sample with the core sample or that combines two or more Latino groups must use V31996 and V31997. Variance estimation for analyses restricted to the Latino groups designated for V31990-V31991, V31992-V31993, or V31994-V31995 must use those stratum and SECU variables to define the strata and multistage units needed for variance estimation.

Code values are in the range 01-32 for the core sample; Latino sample cases have code values from 33 through 56.

**V31997 'BALANCED REPLICATN SECU' TLOC= 1527**Balanced Repeated Replication Sampling Error Computing Unit (SECU) Code

This variable defines pairs of units within each BRR STRATUM (V31996) needed for computing sampling errors using balanced repeated replications. This variable should be used in conjunction with V31996 and is available only at the individual level from 1989 on.

BRR variance estimation based on a subset of data that combines any portion of the Latino sample with the core sample or that combines two or more Latino groups must use V31996 and V31997. BRR variance estimation for analyses restricted to the Latino groups designated for V31990-V31991, V31992-V31993, or V31994-V31995 must use those stratum and SECU variables to define the strata and multistage units needed for variance estimation.

**V31998 'PAIRED SELECTION STRATUM' TLOC= 1528- 1529**Multiple Selection Stratum Code

This is the stratum code required for complex variance estimation that takes the stratified multistage sample design into account through multiple (more than two) SECUs in each stratum. This variable and V31999 are used to compute variance estimates when the analysis is not restricted to any of the subsets of the data from geographic areas designated in V31990-V31995.

While BRR STRATUM (V31996) and BRR SECU (V31997) group the sample data into pairs of units, this variable and V31999 group the data into pairs in all but one stratum which contains 115 units. The grouping created by this variable is used in some software (e.g., PSALMS in OSIRIS.IV, SESUDAAN in SAS, or the World Fertility Survey program CLUSTERS) to estimate variances through Taylor series or Jackknife repeated replication methods that do not require pairs of units for variance estimation (as is the case for the BRR method).

Codes 01-53 identify strata for the self-representing portion of the core sample, while code 54 identifies core cases from all nonself-representing areas. For the Latino sample, codes are 55-78. See Section I, Part 5 of the 1983 (wave XVI) documentation for more details about the core sample. Details about the Latino sample are not available for reasons of confidentiality, but SECUs were assigned based on LNPS listing area number. This variable is available only at the individual level from 1989 on.

Multiple selection variance estimation based on a subset of data that combines any portion of the Latino sample with the core sample or that combines two or more Latino groups must use V31996 and V31997. Variance estimation for analyses restricted to the Latino groups designated for V31990-V31991, V31992-V31993, or V31994-V31995 must use those stratum and SECU variables to define the strata and multistage units needed for variance estimation.

**V31999 'PAIRED SELECTION SECU' TLOC= 1530- 1532**Multiple Selection Sampling Error Computing Unit (SECU) Code

This variable identifies SECUs necessary for variance estimation errors when there are multiple selections (two or more SECUs) in one or more of the strata. For the self-representing portion of the sample (V31998=1-53), V31999 identifies matched pairs of units. For the nonself-representing portion (V31998=54), V31999 defines 115 units arranged in geographic sort order such that the application of a "successive difference" model in estimating variances is appropriate. This variable should be used in conjunction with V31998. This variable is available only at the individual level from 1989 on.

Multiple selection variance estimation based on a subset of data that combines any portion of the Latino sample with the core sample or that combines two or more Latino groups must use V31996 and V31997. Variance estimation for analyses restricted to the Latino groups designated for V31990-V31991, V31992-V31993, or V31994-V31995 must use those stratum and SECU variables to define the strata and multistage units needed for variance estimation.

648 - INDIVIDUAL SUMMARY VARIABLES

V32000 'SEX OF INDIVIDUAL' / TLOC= 1533

Sex of Individual

23,082	1. Male
23,808	2. Female
	9. NA

V32001 'WTR ALWAYS IN RESP FU' / TLOC= 1534

Whether Individual Has Always Been Present in a Responding Panel Family

This variable is generated by selecting from each sample as follows:

CORE SAMPLE INDIVIDUALS whose sequence numbers for every year have been in the range 01-20 from 1969 through the present, whose person numbers are in the range 001-019, and whose relationships to Head in 1968 are in the range 01-09 or

LATINO SAMPLE INDIVIDUALS whose sequence numbers for 1990 were in the range 01-20.

6,982	0. Core individual always present in an FU
32,456	1. Core individual not always present in an FU
7,060	2. Latino individual present in an FU
392	3. Latino individual not present in an FU

V32002 'WTR EVER IN INSTITUTION' / TLOC= 1535

Whether Individual Was Ever Institutionalized While Connected to a Responding Family

This variable is generated by selecting core sample individuals whose sequence numbers have been in the range 51-59 in any year from 1969 through the present and/or whose person numbers are in the range 020-026 (thus indicating institutionalization in 1968 if core or 1990 if Latino).

If such individuals had income during the portion of the year preceding their move out, this part-year income is included in the family-level data of the family from whence they departed. In years following their move, no income questions were asked until they rejoined the family or split off.

2,514	1. This individual has been in an institution while connected to a responding family for at least one year during the study.
44,376	0. All others

V32003 'WTR BORN IN/MOVED IN' / TLOC= 1536

Whether Individual Was Born or Moved into the Panel Subsequent to the 1968 Wave if Core or the 1990 Wave if Latino

This variable is generated by selecting only those individuals whose person numbers are in the range 030-226, indicating birth or move in, or, for the core sample, whose 1968 data values contain only zeroes because, although in the family in 1968, they were inadvertently omitted from the family listing in 1968. Such individuals were assigned original sample person numbers (001-019). These core individuals may have appeared in the panel at any time subsequent to 1968.

18,230	0. In 1968, this core individual was present, institutionalized, or a spouse who had moved out or died; the data for 1968 are nonzero.
21,176	1. This core individual was born or moved into a panel family after 1968 and therefore has zero data for 1968; subsequent years' data may also contain zeroes.
32	2. This core individual was missed in error in 1968, although an original sample member; 1968 and possibly subsequent data contain zeroes.
7,452	3. Latino sample individual

V32004 'WTR MOVED OUT/DIED' / TLOC= 1537



Whether Individual Died or Moved Out of a Responding Panel Family or Institution

This variable is generated by selecting any individuals whose sequence numbers have ever been in the range 71-89 from 1969 through the present, or those spouses who moved out or died in the year prior to the 1968 interview if core or 1990 interview if Latino, i.e., whose person numbers equal 227 or 228. If such individuals had income during the portion of the year preceding their move out, this part-year income is included in the family-level data of the family from whence they departed.

- |        |    |  |
|--------|----|--|
| 9,258  | 1. | This individual has moved out of a responding main family or out of an institution and was not included in another responding family in that year. |
| 1,555  | 2. | This individual has died while connected with a responding main family.  |
| 36,077 | 0. | This individual has never moved out or died while connected with a responding main family.   |

V32005 'WTR OUT FOR 1 YR+ / TL0C= 1538

Whether Individual Has Stayed Out of the Panel for a Year or More

This variable is generated by selecting core individuals with any year's ID number equalling zero from 1969 through the present. Main family nonresponse for the current year are included here, as well as nonresponse from other years. Mover-out nonresponse, however, must have moved out and stayed out for at least one wave or died in a previous year in order to have any zero data at all on the tape.

- |        |    |  |
|--------|----|--|
| 20,023 | 0. | This core individual, although he/she may have moved out, was not absent for a year or more. In the case of deceased individuals, they can only have died between the current and the previous waves of data collection in order to have this code value for this variable. The term "nonresponse" here includes those individuals who have moved to institutions, are not followed for interview, but who are tracked until the time when they set up their own households. |
| 19,415 | 1. | This individual has died or moved out and the absence has been for a year or more, or this individual was main family nonresponse.   |
| 7,452  | 2. | This is a Latino individual  |

V32006 'WHETHER SAMPLE / TL0C= 1539

Whether Individual Is Sample

This variable is simply a bracketing of person number.

- |        |    |   |
|--------|----|---|
| 34,643 | 1. | This individual is original or born-in sample (V30002=001-026, 030-169) |
| 12,247 | 0. | This individual is nonsample (V30002=170-228)                           |

V32007 'YEAR OF MOST RECENT NR / TL0C= 1540- 1541

Most Recent Year of Nonresponse, Including Institutionalized Individuals

The last two digits of the most recent year of nonresponse are coded here. For example, a value of 86 indicates that nonresponse occurred most recently for the 1986 wave. All individuals who are currently nonresponse have code values of 90 here. Individuals who became nonresponse in 1972, for example, but returned to a responding FU in, say, 1980 have values of 80 for this variable and values of 72 for V32008. The term "nonresponse" here includes those individuals who have moved to institutions, are not followed for interview, but who are tracked until the time when they set up their own households.

- |    |     |                                       |
|----|-----|---------------------------------------|
| 38 | 68. | Was nonresponse most recently in 1968 |
| 89 | 69. | Was nonresponse most recently in 1969 |
| 80 | 70. | Was nonresponse most recently in 1970 |
| 84 | 71. | Was nonresponse most recently in 1971 |
| 51 | 72. | Was nonresponse most recently in 1972 |

## 650 - INDIVIDUAL SUMMARY VARIABLES

71	73.	Was nonresponse most recently in 1973
47	74.	Was nonresponse most recently in 1974
74	75.	Was nonresponse most recently in 1975
57	76.	Was nonresponse most recently in 1976
70	77.	Was nonresponse most recently in 1977
79	78.	Was nonresponse most recently in 1978
90	79.	Was nonresponse most recently in 1979
86	80.	Was nonresponse most recently in 1980
81	81.	Was nonresponse most recently in 1981
114	82.	Was nonresponse most recently in 1982
95	83.	Was nonresponse most recently in 1983
129	84.	Was nonresponse most recently in 1984
89	85.	Was nonresponse most recently in 1985
143	86.	Was nonresponse most recently in 1986
164	87.	Was nonresponse most recently in 1987
171	88.	Was nonresponse most recently in 1988
351	89.	Was nonresponse most recently in 1989
19,960	90.	Was nonresponse most recently in 1990
17,617	00.	Core sample and was never nonresponse
7,060	01.	Latino sample and was never nonresponse

V32008 'YEAR OF FIRST NR / TLOC= 1542- 1543

First Year of Nonresponse, Including Institutionalized Individuals

The last two digits of the first year of nonresponse are coded here. For example, a value of 72 indicates that nonresponse first occurred for the 1972 wave. In the case of main family nonresponse, this wave's data contain zeroes. For mover-out nonresponse, this wave's data contain some information, including part-year income data. The next year's data contain zeroes unless, of course, the individual returned to a responding FU in that year or remained in an institution. If the individual has become nonresponse only once, then the code value here equals that for the previous variable (V32007). The term "nonresponse" here includes those individuals who have moved to institutions, are not followed for interview, but who are tracked until the time when they set up their own households.

423	68.	Was first nonresponse in 1968
2,219	69.	Was first nonresponse in 1969
865	70.	Was first nonresponse in 1970
702	71.	Was first nonresponse in 1971
743	72.	Was first nonresponse in 1972
843	73.	Was first nonresponse in 1973
775	74.	Was first nonresponse in 1974
795	75.	Was first nonresponse in 1975
911	76.	Was first nonresponse in 1976
875	77.	Was first nonresponse in 1977
815	78.	Was first nonresponse in 1978
940	79.	Was first nonresponse in 1979
952	80.	Was first nonresponse in 1980
972	81.	Was first nonresponse in 1981
866	82.	Was first nonresponse in 1982
934	83.	Was first nonresponse in 1983
985	84.	Was first nonresponse in 1984
1,099	85.	Was first nonresponse in 1985
1,117	86.	Was first nonresponse in 1986
1,064	87.	Was first nonresponse in 1987
980	88.	Was first nonresponse in 1988
1,030	89.	Was first nonresponse in 1989
1,308	90.	Was first nonresponse in 1990
17,617	00.	Core sample and was never nonresponse
7,060	01.	Latino sample and was never nonresponse

**NOTE:** The information in V32009-V32049 was compiled from birth history and marriage history data collected from 1985 through 1990. In each of these years, birth and marriage histories were gathered about certain individuals in responding families--those individuals with Sequence Number (V30464, V30499, V30536, V30571, V30607, or V30643) in the range 01-20. In waves when individuals were nonresponse or institutionalized, no birth or marriage history information was collected about them. The types of individuals for whom the histories were asked and the detail gathered about them differed; the 1985 collection effort followed one pattern but the succeeding waves (1986-1990) followed another. The birth data were gathered as follows:

- a). in 1985, a complete retrospective birth history was asked for a Head, Wife or "Wife" of any age;
- b). in each wave from 1986 on, a birth history was updated for changes since the beginning of the prior calendar year for a female Head, Wife or "Wife" unless she was age 45 or older and had also been either a Head, Wife or "Wife" at the time of the prior year's interview
- c). in each wave from 1986 on, a birth history was updated for changes since the beginning of the prior calendar for a male Head of any age who had also been a Head at the time of the prior year's interview, unless he was living with a legal Wife age 45 or older who had also been his coresident Wife for the prior wave;
- d). in each wave from 1986 on, a complete retrospective birth history was asked for a Head, Wife or "Wife" of any age who had not been the current Head, Wife or "Wife" for the prior year's interview;
- e). in 1985 as well as in 1986-1990, a complete retrospective birth history was asked for an other family unit member age 12 through 44 at the time of the interview.

The marriage data were gathered as follows:

- a). in 1985, a complete retrospective marriage history was asked for a Head, Wife or "Wife" of any age;
- b). in each wave from 1986 on, a marriage history was updated for changes since the beginning of the prior calendar for a Head, Wife or "Wife" of any age who had also been a Head, Wife or "Wife" at the time of the prior year's interview;
- c). in each wave from 1986 on, a retrospective history was asked only about first and most recent marriages for a Head, Wife or "Wife" of any age who had not been the current Head, Wife or "Wife" for the prior year's interview;
- d). in 1985 as well as in 1986-1990, a retrospective history was asked only about first and most recent marriages for an other family unit member age 12 through 44 at the time of the interview.

All the data from the 1985 through 1990 collection efforts were used to construct the most up-to-date possible version of birth and marriage histories for each individual. Variables 32021-V32049 represent the birth and marriage history for the specified individual, V32009-V32015 are generated from the birth and marriage history about that individual's mother, and V32016-V32020 (and possibly V32014) are taken from the individual's father's birth history information. In cases of multiple cross-wave reports of dates for the same birth or marriage event, the date from the first chronological report of the event was included in these variables. This same rule of first report also applied to details such as birth weight. Some of the following summary variables require knowledge of the order of births or marriages (e.g., year of first marriage). Birth order could only be determined from birthdates; hence, a birth year missing for any child of parity 2 or greater left the order of the births in doubt. In these situations all month and year of birth variables were coded 99 even though birth years may have been reported for some births. If year of birth was known for all births but a given birth was missing information on month of birth, then month of birth was coded 98. Order of marriages in most cases was clear from the way the questions were asked, so a missing beginning date of a marriage did not usually throw the order of marriages in doubt. If indications were that a marriage of the specified order had occurred but its date was missing, the date for that marriage was coded 98. Analysts interested in all available detail about births are referred to the Childbirth and Adoption History file; those interested in all available detail about marriages are referred to the Marriage History file.

## 652 - INDIVIDUAL SUMMARY VARIABLES

1968 Interview Number (1968 ID Number) of Individual's Mother

The actual 1968 ID Number (the family-level identifier which, when combined with person number, uniquely identifies an individual) of the individual's natural mother is coded. These data were coded for all individuals in responding families in 1983 and 1984, and for all children whose births were reported in the retrospective birth histories gathered about their mothers in waves 1985-1990. See the note immediately preceding this variable for a description of types of people about whom birth history information was gathered.

0000. No information was gathered in 1983-1984 or in 1985-1990 about mother's identity.

**V32010 'PERSON # OF MOTHER' / TLOC= 1548- 1550 MD=999**

Person Number of Individual's Mother

See the note immediately preceding V32009 for a description of the types of people about whom birth history information was gathered.

15,881	001-019.	Mother was living in an original sample family at the time of the 1968 interview (if core) or 1990 interview (if Latino)
52	021-026.	Mother was a daughter or stepdaughter of the 1968 Head, under 25 and living in an institution at the time of the 1968 interview if core; mother was a daughter or stepdaughter of the 1990 Head, under 25 and living in an institution at the time of the 1990 interview if Latino
174	030-169.	Mother was born into the sample since the 1968 interview (if core) or 1990 interview (if Latino) and had at least one sample parent; such persons are sample members
4,080	170-226.	Mother moved into the sample for the first time after the 1968 interview (if core) or 1990 interview (if Latino) or had no sample parent; such persons are not sample members.
43	228.	Mother was Wife who died in the year prior to the 1968 interview (if core) or the 1990 interview (if Latino). These individuals are nonsample.
6	999.	Mother is not ascertained, although she has most probably been in a panel family.
26,654	000.	Inap.: no information was gathered in 1983-1984 or 1985-1990 about mother's identity (V32009=0000)

**V32011 'YEAR MOTHER BORN' / TLOC= 1551- 1554 MD=9998**

Year Individual's Mother was Born

The values for this variable in the range 1885-1978 indicate the year the mother was born, as reported in the 1985-1990 data collection effort, when this individual was mentioned as a child in the mother's birth history. See the note immediately preceding V32009 for a description of the types of people about whom birth information was gathered.

9998. NA; DK year mother was born

9999. Values for V32009-V32010 obtained only from the 1983 and 1984 coding; no information was gathered in 1983-1984 or 1985-1990 about mother's identity (V32009=0000 or V32010=9999)

**V32012 'TOTAL # KIDS OF MOTHER' / TLOC= 1555- 1556 MD=98**

Total Number of Children Born to this Individual's Mother

The values for this variable in the range 01-25 variable indicate the total number of children, including this individual, reported as born to the individual's mother. The value for each case is up-to-date as of the wave that contains the most recently collected birth history information for the mother. No further birth history information is collected for her after she reaches her 45th birthday or if she becomes nonresponse. Since she could subsequently give birth, this variable may not reflect the total number of children ever born to her. See the note immediately preceding V32009 for a

description of the types of people about whom birth history information was gathered.

- 98. NA; DK
- 99. No information was gathered in 1983-1984 or 1985-1990 about mother's identity (V32009=0000 or V32010=999); values for V32009-V32010 obtained only from 1983 and 1984 coding (V32009=>0 and V32011=0000)

**V32013 'BIRTH ORDER WITH MOTHER' TLOC= 1557- 1558 MD=98**

Birth Order Ranking of Individual with Mother

This variable was generated from birthdate information collected in 1985-1990 as part of the mother's birth history data. If no birthdates contained missing data, then each child was rank ordered from the earliest to the most recent date. If one or more birthdates contain missing data, then missing data are assigned to this variable for this individual. See the note immediately preceding V32009 for a description of the types of people about whom birth history information was gathered and handling of multiple reports.

- 01-25. All births to this individual's mother are mentioned, and none of the birthdates contain missing data. Twins or other multiple births were randomly assigned consecutive codes.
- 98. NA birth order
- 99. No information was gathered in 1983-1984 or 1985-1990 about mother's identity (V32009=0000 or V32010=999); values for V32009-V32010 obtained only from 1983 and 1984 coding (V32009=>0 and V32011=0000)

**V32014 'BIRTH WEIGHT OF INDIVIDL' TLOC= 1559- 1561 MD=998**

Birth Weight of This Individual at Birth-TOTAL OUNCES

The values for this variable in the range 032-320 indicate the birth weight in ounces as collected in the 1985-1990 birth histories of this individual's mother or father. The questions for 1985 asked only whether the birth weight was under 5 1/2 pounds, but those from 1986 on asked the actual birth weight, although see the next paragraph. See the note immediately preceding V32009 for a description of the types of people about whom birth history information was gathered and handling of multiple reports.

In 1985 when retrospective birth histories were collected, birth weights were asked about all children. However, in each wave from 1986 on, birth weight was asked only if the child had been born since January 1 of the prior calendar year. For individuals who were continuously in the study, this presents no problem because births were collected more or less as they happened, but when an individual is new to the study or returns after a period of nonresponse, birth weights for his or her older children are missing. This affects almost no born-in sample children and so should present minimal analytic obstruction.

- 991. Actual weight unknown, but less than 5 1/2 pounds (88 ounces)
- 995. Actual weight unknown, but 5 1/2 pounds (88 ounces) or more
- 998. DK; NA
- 999. This individual was born before January 1 of the calendar year prior to the birth report; no information was gathered about the identity of either parent (V32009=0000 and V32016=0000); values for V32009-V32010 obtained only from 1983 and 1984 coding of mother and no information was gathered in 1985-1990 about father's identity (V32009=>0 and V32011=0000 and V32016=0000)

**V32015 'MAR STAT OF MOM AT BIRTH' TLOC= 1562 MD=8**

Marital Status of Mother at Time of Individual's Birth

## 654 - INDIVIDUAL SUMMARY VARIABLES

This variable was created from marriage and birth history information pertaining to this individual's mother and collected during waves 1985-1990. It was constructed by comparing the mother's marriage history dates with this individual's birth date as reported in the mother's birth history. See the note immediately preceding V32009 for a description of the types of people about whom marriage and birth history information was gathered and handling of multiple reports.

13,174	1. Married
2,778	2. Never married
93	3. Widowed
423	4. Divorced, annulment
404	5. Separated
	7. Other
206	8. NA; DK
29,812	9. No information was gathered in 1983-1984 or 1985-1990 about mother's identity (V32009=0000 or V32010=999); values for V32009-V32010 obtained only from 1983 and 1984 coding (V32009=>0 and V32011=0000)

**V32016 '1968 ID OF FATHER' / TL0C= 1563- 1566**

1968 Interview Number (1968 ID Number) of Individual's Father

The actual 1968 ID Number (the family-level identifier which, when combined with person number, uniquely identifies an individual) of the individual's natural father is coded. These data were taken from the father's retrospective birth history information gathered in 1985-1990; father identifiers were not coded in 1983 and 1984 as they were for mothers. See the note immediately preceding V32009 for a description of the types of people about whom birth history information was gathered.

0000. No information was gathered in 1985-1990 about father's identity

**V32017 'PERSON # OF FATHER' / TL0C= 1567- 1569**

Person Number of Individual's Father

See the note immediately preceding V32009 for a description of the types of people about whom birth history information was gathered.

9,171	001-019.	Father was living in an original sample family at the time of the 1968 interview (if core) or 1990 (if Latino)
13	020.	Father was husband of the 1968 Head who was living in an institution at the time of the 1968 interview (if core); father was husband of the 1990 Head who was living in an institution at the time of the 1990 interview (if Latino)
281	021-026.	Father was a son or stepson of the 1968 Head, under 25 and living in an institution at the time of the 1968 interview (if core); father was a son or stepson of the 1990 Head, under 25 and living in an institution at the time of the 1990 interview (if Latino)
21	030-169.	Father was born into the sample since the 1968 interview (if core) or the 1990 interview (if Latino) <u>and</u> had at least one sample parent; such persons are sample members
2,888	170-226.	Father moved into the sample for the first time after the 1968 interview (if core) or the 1990 interview (if Latino) <u>or</u> had no sample parent; such persons are not sample members
10	227.	Father was Head who moved out in the year prior to the 1968 interview (if core) or the 1990 interview (if Latino). These individuals are nonsample.
	228.	Father was Head who died in the year prior to the 1968 interview (if core) or the 1990 interview (if Latino). These individuals are nonsample.
34,506	000.	Inap.: no information was gathered in 1985-1990 about father's identity (V32016=0000)

V32018 'YEAR FATHER BORN / TLOC= 1570- 1573 MD=9998

Year Individual's Father was Born

The values for this variable in the range 1885-1978 indicate the year the father was born, as reported in the 1985-1990 data collection effort, when this individual was mentioned as a child in the father's birth history. See the note immediately preceding V32009 for a description of the types of people about whom birth history information was gathered and handling of multiple reports.

9998. NA; DK year father was born

9999. No information was gathered in 1985-1990 about father's identity (V32016=0000)

V32019 'TOTAL # KIDS OF FATHER / TLOC= 1574- 1575 MD=98

Total Number of Children Born to this Individual's Father

The values for this variable in the range 01-25 indicate the total number of children, including this individual, reported as born to the individual's father. The value variable is up-to-date as of the wave that contains the most recently collected birth history information for the father. No further birth history information is collected for the father if he is head and his legal wife, present in the FU, ages past age 44, if he is an other FU member who ages past age 44, or if he becomes nonresponse. Since births to the father could subsequently occur, this variable may not reflect the total number of children ever born to him. See the note immediately preceding V32009 for a description of the types of people about whom birth history information was gathered.

98. NA; DK

99. No information was gathered in 1985-1990 about father's identity (V32016=0000)

V32020 'BIRTH ORDER WITH FATHER / TLOC= 1576- 1577 MD=98

Birth Order Ranking of Individual with Father

This variable was generated from birthdate information collected in 1985-1990 as part of the father's birth history data. If no birthdates contained missing data, then each child was rank ordered from the earliest to the most recent date. If one or more birthdates contain missing data, then missing data are assigned to this variable for this individual. See the note immediately preceding V32009 for a description of the types of people about whom birth history information was gathered and handling of multiple reports.

01-25. All children are mentioned, and there are no missing data in any of their birthdates. Twins or other multiple births were randomly assigned consecutive codes.

98. NA birth order

99. No information was gathered in 1985-1990 about father's identity (V32016=0000)

V32021 'HOW CURRENT BIRTH INFO / TLOC= 1578- 1579

Most Recent Wave in Which Individual's Birth History Data Were Updated

This variable indicates the recency of the birth history information in V32022-V32032. See the note immediately preceding V32009 for a description of the types of people about whom birth history information was gathered.

3,990	85.	Birth history is current as of 1985
781	86.	Birth history is current as of 1986
785	87.	Birth history is current as of 1987
858	88.	Birth history is current as of 1988
716	89.	Birth history is current as of 1989
16,721	90.	Birth history is current as of 1990
23,039	99.	No birth history was collected for this individual in 1985-1990

656 - INDIVIDUAL SUMMARY VARIABLES

V32022 '# BIRTHS OF THIS IND / TLOC= 1580- 1581 MD=98

Number of Live Births to this Individual

The values for this variable in the range 00-25 indicate the total number of children born to this individual as of the wave indicated in V32021. See the note immediately preceding V32009 for a description of the types of people about whom birth history information was gathered.

- 00. None
- 98. NA; DK
- 99. No birth history was collected for this individual in 1985-1990 (V32021=99)

**NOTE:** Data for up to five children are included in the following series of variables (V32023-V32032). If this individual has had more than five children, the data contain information for the four youngest and the eldest. If birth order could not be assigned, then the variables below contain missing data values. Complete information about all births reported in birth histories collected from 1985 through the present are available on the most current version of the Childbirth and Adoption History File.

V32023 'MONTH 1ST/ONLY KID BORN / TLOC= 1582- 1583 MD=98

Month of Birth--FIRST/ONLY CHILD

This variable indicates the birth month reported for this individual's first or only child. The data are current as of the wave indicated in V32021. The child's birth year is given in V32024. See the note immediately preceding V32009 for a description of the types of people about whom birth history information was gathered and handling of multiple reports.

- |        |  |
|--------|--|
| 1,123  | 01. January; "winter"  |
| 1,071  | 02. February   |
| 1,097  | 03. March  |
| 1,086  | 04. April; "spring"  |
| 1,129  | 05. May  |
| 1,119  | 06. June   |
| 1,170  | 07. July; "summer"   |
| 1,197  | 08. August   |
| 1,225  | 09. September  |
| 1,225  | 10. October; "fall"; "autumn"  |
| 1,118  | 11. November   |
| 1,161  | 12. December   |
| 431    | 98. NA; DK month but birth year is known   |
| 32,738 | 99. Missing or incomplete data on children's birth dates; no birth history was collected for this individual in 1985-1990 (V32021=99); no children or missing or incomplete data on total number of children (V32022=00 or 98) |

V32024 'YEAR 1ST/ONLY KID BORN / TLOC= 1584- 1585 MD=98

Year of Birth--FIRST/ONLY CHILD

The values for this variable in the range 01-90 indicate the last two digits of the birth year reported for this individual's first or only child. The data are current as of the wave indicated in V32021. The child's birth month is given in V32023. See the note immediately preceding V32009 for a description of the types of people about whom birth history information was gathered and handling of multiple reports.

- 99. Missing or incomplete data on children's birth dates; no birth history was collected for this individual in 1985-1990 (V32021=99); no children or missing or incomplete data on total number of children (V32022=00 or 98)

V32025 'MONTH LAST KID BORN / TLOC= 1586- 1587 MD=98

Month of Birth--YOUNGEST OF TWO OR MORE CHILDREN



This variable indicates the birth month reported for this individual's youngest child of two or more children. The data are current as of the wave indicated in V32021. The child's birth year is given in V32026. See the note immediately preceding V32009 for a description of the types of people about whom birth history information was gathered and handling of multiple reports.

956	01.	January; "winter"
731	02.	February
840	03.	March
834	04.	April; "spring"
823	05.	May
848	06.	June
946	07.	July; "summer"
911	08.	August
902	09.	September
898	10.	October; "fall"; "autumn"
905	11.	November
879	12.	December
265	98.	NA; DK month but birth year is known
36,152	99.	Missing or incomplete data on children's birth dates; no birth history was collected for this individual in 1985-1990 (V32021=99); less than two children or missing or incomplete data on total number of children (V32022=00-01 or 98)

**V32026 'YEAR LAST KID BORN / TLOC= 1588- 1589 MD=98**

Year of Birth--YOUNGEST OF TWO OR MORE CHILDREN

The values for this variable in the range 01-90 indicate the last two digits of the birth year reported for this individual's youngest child of two or more children. The data are current as of the wave indicated in V32021. The child's birth month is given in V32025. See the note immediately preceding V32009 for a description of the types of people about whom birth history information was gathered and handling of multiple reports.

99. Missing or incomplete data on children's birth dates; no birth history was collected for this individual in 1985-1990 (V32021=99); less than two children or missing or incomplete data on total number of children (V32022=00-01 or 98)

**V32027 'MONTH LAST-1 KID BORN / TLOC= 1590- 1591 MD=98**

Month of Birth--SECOND YOUNGEST OF THREE OR MORE CHILDREN

This variable indicates the birth month reported for this individual's second youngest child of three or more children. The data are current as of the wave indicated in V32021. The child's birth year is given in V32028. See the note immediately preceding V32009 for a description of the types of people about whom birth history information was gathered and handling of multiple reports.

502	01.	January; "winter"
433	02.	February
522	03.	March
412	04.	April; "spring"
481	05.	May
504	06.	June
508	07.	July; "summer"
547	08.	August
498	09.	September
451	10.	October; "fall"; "autumn"
492	11.	November
475	12.	December
197	98.	NA; DK month but birth year is known
40,868	99.	Missing or incomplete data on children's birth dates; no birth history was collected for this individual in 1985-1990 (V32021=99); less than three children or missing or incomplete data on total number of children (V32022=00-02 or 98)

## 658 - INDIVIDUAL SUMMARY VARIABLES

V32028 'YEAR LAST-1 KID BORN / TLOC= 1592- 1593 MD=98

Year of Birth--SECOND YOUNGEST OF THREE OR MORE CHILDREN

The values for this variable in the range 01-90 indicate the last two digits of the birth year reported for this individual's second youngest child of three or more children. The data are current as of the wave indicated in V32021. The child's birth month is given in V32027. See the note immediately preceding V32009 for a description of the types of people about whom birth history information was gathered and handling of multiple reports.

99. Missing or incomplete data on children's birth dates; no birth history was collected for this individual in 1985-1990 (V32021=99); less than three children or missing or incomplete data on total number of children (V32022=00-02 or 98)

V32029 'MONTH LAST-2 KID BORN / TLOC= 1594- 1595 MD=98

Month of Birth--THIRD YOUNGEST OF FOUR OR MORE CHILDREN

This variable indicates the birth month reported for this individual's third youngest child of four or more children. The data are current as of the wave indicated in V32021. The child's birth year is given in V32030. See the note immediately preceding V32009 for a description of the types of people about whom birth history information was gathered and handling of multiple reports.

- |        |     |   |
|--------|-----|---|
| 257    | 01. | January; "winter"   |
| 235    | 02. | February  |
| 235    | 03. | March   |
| 222    | 04. | April; "spring"   |
| 228    | 05. | May   |
| 266    | 06. | June  |
| 284    | 07. | July; "summer"  |
| 270    | 08. | August  |
| 266    | 09. | September   |
| 276    | 10. | October; "fall"; "autumn"   |
| 259    | 11. | November  |
| 279    | 12. | December  |
| 167    | 98. | NA; DK month but birth year is known  |
| 43,646 | 99. | Missing or incomplete data on children's birth dates; no birth history was collected for this individual in 1985-1990 (V32021=99); less than four children or missing or incomplete data on total number of children (V32022=00-03 or 98) |

V32030 'YEAR LAST-2 KID BORN / TLOC= 1596- 1597 MD=98

Year of Birth--THIRD YOUNGEST OF FOUR OR MORE CHILDREN

The values for this variable in the range 01-90 indicate the last two digits of the birth year reported for this individual's third youngest child of four or more children. The data are current as of the wave indicated in V32021. The child's birth month is given in V32029. See the note immediately preceding V32009 for a description of the types of people about whom birth history information was gathered and handling of multiple reports.

99. Missing or incomplete data on children's birth dates; no birth history was collected for this individual in 1985-1990 (V32021=99); less than four children or missing or incomplete data on total number of children (V32022=00-03 or 98)

V32031 'MONTH LAST-3 KID BORN / TLOC= 1598- 1599 MD=98

Month of Birth--FOURTH YOUNGEST OF FIVE OR MORE CHILDREN

This variable indicates the birth month reported for this individual's fourth youngest child of five or more children. The data are current as of the wave indicated in V32021. The child's birth year is given in V32032. See the note immediately preceding V32009 for a description of the types of people

about whom birth history information was gathered and handling of multiple reports.

133	01.	January; "winter"
113	02.	February
132	03.	March
108	04.	April; "spring"
138	05.	May
136	06.	June
141	07.	July; "summer"
169	08.	August
143	09.	September
115	10.	October; "fall"; "autumn"
136	11.	November
139	12.	December
126	98.	NA; DK month but birth year is known
45,161	99.	Missing or incomplete data on children's birth dates; no birth history was collected for this individual in 1985-1990 (V32021=99); less than five children or missing or incomplete data on total number of children (V32022=00-04 or 98)

**V32032 'YEAR LAST-3 KID BORN' TLOC= 1600- 1601 MD=98**

Year of Birth--FOURTH YOUNGEST OF FIVE OR MORE CHILDREN

The values for this variable in the range 01-90 indicate the last two digits of the birth year reported for this individual's fourth youngest child of five or more children. The data are current as of the wave indicated in V32021. The child's birth month is given in V32031. See the note immediately preceding V32009 for a description of the types of people about whom birth history information was gathered and handling of multiple reports.

99. Missing or incomplete data on children's birth dates; no birth history was collected for this individual in 1985-1990 (V32021=99); less than five children or missing or incomplete data on total number of children (V32022=00-04 or 98)

**V32033 'HOW CURRENT MAR INFO' TLOC= 1602- 1603**

Most Recent Wave in Which Individual's Marriage History Data Were Updated

This variable indicates the recency of the marital histories in V32034-V32049. See the note immediately preceding V32009 for a description of the types of people about whom marital history information was gathered.

795	85.	Marriage history is current as of 1985
783	86.	Marriage history is current as of 1986
770	87.	Marriage history is current as of 1987
808	88.	Marriage history is current as of 1988
797	89.	Marriage history is current as of 1989
19,898	90.	Marriage history is current as of 1990
23,039	99.	No marriage history was collected for this individual in 1985-1990

**V32034 '# MARRIAGES OF THIS IND' TLOC= 1604- 1605 MD=98**

Number of Marriages of this Individual

The values for this variable in the range 00-10 indicate the total number of marriages reported for this individual as of the wave indicated in V32033. See the note immediately preceding V32009 for a description of the types of people about whom birth history information was gathered.

00. None

98. NA; DK

99. No marriage history was collected for this individual in 1985-1990 (V32033=99)

**V32035 'MONTH FIRST/ONLY MAR BEG' TLOC= 1606- 1607 MD=98**

## 660 - INDIVIDUAL SUMMARY VARIABLES

Month First or Only Marriage Began

This variable indicates the beginning month reported for this individual's first or only marriage. The beginning year is given in V32036. The data are current as of the wave indicated in V32033. See the note immediately preceding V32009 for a description of the types of people about whom marriage history information was gathered and handling of multiple reports.

883	01.	January; "winter"
851	02.	February
876	03.	March
974	04.	April; "spring"
1,163	05.	May
1,783	06.	June
1,230	07.	July; "summer"
1,411	08.	August
1,256	09.	September
1,043	10.	October; "fall"; "autumn"
1,048	11.	November
1,251	12.	December
1,721	98.	NA; DK
31,400	99.	No marriage history was collected for this individual in 1985-1990 (V32033=99); never married (V32034=00); number of marriages not ascertained (V32034=98) and no first marriage identified in 1985-1989

**V32036 'YEAR FIRST/ONLY MAR BEG' TLOC= 1608- 1609 MD=98**

Year First or Only Marriage Began

The values for this variable in the range 01-90 represent the last two digits of the year that this individual's first or only marriage began. The beginning month is given in V32035. The data are current for this individual as of the wave indicated in V32033. See the note immediately preceding V32009 for a description of the types of people about whom marriage history information was gathered.

- |     |  |
|-----|--|
| 98. | NA; DK   |
| 99. | No marriage history was collected for this individual in 1985-1990 (V32033=99); never married (V32034=00); number of marriages not ascertained (V32034=98) and no first marriage identified in 1985-1990 |

**V32037 'STATUS OF FIRST/ONLY MAR' TLOC= 1610 MD=8**

Status of First or Only Marriage

This variable indicates the status of this individual's first or only marriage as of the wave indicated in V32033. See the note immediately preceding V32009 for a description of the types of people about whom marital history information was gathered.

9,307	1.	First or only marriage still intact
1,238	3.	First or only marriage ended in widowhood
4,133	4.	First or only marriage ended in divorce or annulment
612	5.	Separated during first or only marriage
2	7.	Other
198	8.	NA; DK
31,400	9.	No marriage history was collected for this individual in 1985-1990 (V32033=99); never married (V32034=00); number of marriages not ascertained (V32034=98) and no first marriage identified in 1985-1990

**V32038 'MONTH FIRST/ONLY MAR END' TLOC= 1611- 1612 MD=98**

Month First or Only Marriage Ended

If this individual's first or only marriage ended, this variable indicates the ending month. The ending year is given in V32039. The data are current as of the wave indicated in V32033. See the note immediately preceding V32009 for a description of the types of people about whom marriage history information was gathered and handling of multiple reports.

336	01.	January; "winter"
282	02.	February
330	03.	March
323	04.	April; "spring"
278	05.	May
358	06.	June
317	07.	July; "summer"
336	08.	August
309	09.	September
304	10.	October; "fall"; "autumn"
267	11.	November
287	12.	December
1,826	98.	NA or DK date; status of first/only marriage is don't know or not ascertained (V32037=8)
41,337	99.	No marriage history was collected for this individual in 1985-1990 (V32033=99); no divorce, annulment or widowhood event was reported for the first/only marriage; never married (V32034=00); number of marriages not ascertained (V32034=98) and no first marriage identified in 1985-1990

**V32039 'YEAR FIRST/ONLY MAR END' TLOC= 1613- 1614 MD=98**Year First or Only Marriage Ended

If this individual's first or only marriage ended, the values for this variable in the range 01-90 represent the last two digits of the ending year. The ending month is given in V32038. The data are current as of the wave indicated in V32033. See the note immediately preceding V32009 for a description of the types of people about whom marital history information was gathered and handling of multiple reports.

- 98. NA or DK date; status of first/only marriage is don't know or not ascertained (V32037=8)
- 99. No marriage history was collected for this individual in 1985-1990 (V32033=99); no divorce, annulment or widowhood event was reported for the first/only marriage; never married (V32034=00); number of marriages not ascertained (V32034=98) and no first marriage identified in 1985-1990

**V32040 'MONTH FIRST/ONLY MAR SEP' TLOC= 1615- 1616 MD=98**Month Became Separated During First or Only Marriage

If this individual became separated during his or her first or only marriage, this variable indicates the month he or she stopped living with the spouse. The year is given in V32041. The data are current as of the wave indicated in V32033. See the note immediately preceding V32009 for a description of the types of people about whom marriage history information was gathered and handling of multiple reports. Data about temporary separations during a marriage were not reported for retrospective histories, but could have been collected in the yearly updating of marriage events if the individual was separated at the time of interviewing.

289	01.	January; "winter"
231	02.	February
210	03.	March
256	04.	April; "spring"
238	05.	May
314	06.	June
257	07.	July; "summer"
208	08.	August
252	09.	September
206	10.	October; "fall"; "autumn"
188	11.	November
235	12.	December
1,974	98.	NA or DK date; status of first/only marriage is don't know or not ascertained (V32037=8)
42,032	99.	No marriage history was collected for this individual in 1985-1990 (V32033=99); no separation event was reported for the first/only marriage; never married (V32034=00);

## 662 - INDIVIDUAL SUMMARY VARIABLES

number of marriages not ascertained (V32034=98) and no first marriage identified in 1985-1990

V32041 'YEAR FIRST/ONLY MAR SEP' TLOC= 1617- 1618 MD=98

Year Became Separated During First or Only Marriage

If this individual became separated during his or her first or only marriage, the values for this variable in the range 01-90 represent the last two digits of the year he or she stopped living with the spouse. The month is given in V32040. The data are current for this individual as of the wave indicated in V32033. See the note immediately preceding V32009 for a description of the types of people about whom marriage history information was gathered and handling of multiple reports. Data about temporary separations during a marriage were not reported for retrospective histories, but could have been collected in the yearly updating of marriage events if the individual was separated at the time of interviewing.

- 98. NA or DK date; status of first/only marriage is don't know or not ascertained (V32037=8)
- 99. No marriage history was collected for this individual in 1985-1990 (V32033=99); no separation event was reported for the first/only marriage; never married (V32034=00); number of marriages not ascertained (V32034=98) and no first marriage identified in 1985-1990

V32042 'MONTH LAST MAR BEG' TLOC= 1619- 1620 MD=98

Month Most Recent Marriage Began

This variable indicates the beginning month reported for this individual's most recent of two or more marriages. The beginning year is given in V32043. The data are current as of the wave indicated in V32033. See the note immediately preceding V32009 for a description of the types of people about whom marriage history information was gathered and handling of multiple reports.

- 208 01. January; "winter"
- 209 02. February
- 242 03. March
- 233 04. April; "spring"
- 274 05. May
- 316 06. June
- 279 07. July; "summer"
- 279 08. August
- 247 09. September
- 285 10. October; "fall"; "autumn"
- 274 11. November
- 277 12. December
- 465 98. NA; DK
- 43,302 99. No marriage history was collected for this individual in 1985-1990 (V32033=99); never married or married only once (V32034=00-01); number of marriages not ascertained (V32034=98) and no last marriage identified in 1985-1990

V32043 'YEAR LAST MAR BEG' TLOC= 1621- 1622 MD=98

Year Most Recent Marriage Began

The values for this variable in the range 01-90 represent the last two digits of the year that this individual's most recent of two or more marriages began. The beginning month is given in V32042. The data are current for this individual as of the wave indicated in V32033. See the note immediately preceding V32009 for a description of the types of people about whom marriage history information was gathered.

- 98. NA; DK
- 99. No marriage history was collected for this individual in 1985-1990 (V32033=99); never married or married only once (V32034=00-01); number of marriages not ascertained (V32034=98) and no last marriage identified in 1985-1990

V32044 'STATUS OF LAST MAR / TLOC= 1623 MD=8

Status of Most Recent Marriage

This variable indicates the status of this individual's most recent of two or more marriages as of the wave indicated in V32033. See the note immediately preceding V32009 for a description of the types of people about whom marital history information was gathered.

2,619	1.	Most recent of two or more marriages still intact
252	3.	Most recent of two or more marriages ended in widowhood
404	4.	Most recent of two or more marriages ended in divorce or annulment
149	5.	Separated during most recent of two or more marriages
	7.	Other
164	8.	NA; DK
43,302	9.	No marriage history was collected for this individual in 1985-1990 (V32033=99); never married or married only once (V32034=00-01); number of marriages not ascertained (V32034=98) and no last marriage identified in 1985-1990

V32045 'MONTH LAST MAR END / TLOC= 1624- 1625 MD=98

Month Most Recent Marriage Ended

If this individual's most recent of two or more marriages ended, this variable indicates the ending month. The ending year is given in V32046. The data are current as of the wave indicated in V32033. See the note immediately preceding V32009 for a description of the types of people about whom marriage history information was gathered and handling of multiple reports.

41	01.	January; "winter"
33	02.	February
43	03.	March
49	04.	April; "spring"
47	05.	May
50	06.	June
48	07.	July; "summer"
29	08.	August
31	09.	September
33	10.	October; "fall"; "autumn"
33	11.	November
52	12.	December
331	98.	NA or DK date; status of most recent of two or more marriages is don't know or not ascertained (V32044=8)
46,070	99.	No marriage history was collected for this individual in 1985-1990 (V32033=99); no divorce, annulment or widowhood event was reported for the most recent of two or more marriages; never married or married only once (V32034=00-01); number of marriages not ascertained (V32034=98) and no last marriage identified in 1985-1990

V32046 'YEAR LAST MAR END / TLOC= 1626- 1627 MD=98

Year Most Recent Marriage Ended

If this individual's most recent of two or more marriages ended, the values for this variable in the range 01-90 represent the last two digits of the ending year. The ending month is given in V32045. The data are current as of the wave indicated in V32033. See the note immediately preceding V32009 for a description of the types of people about whom marital history information was gathered and handling of multiple reports.

98.	NA or DK date; status of most recent of two or more marriages is don't know or not ascertained (V32044=8)
99.	No marriage history was collected for this individual in 1985-1990 (V32033=99); no divorce, annulment or widowhood event was reported for the most recent of two or more marriages; never married or married only once (V32034=00-01); number of marriages not ascertained (V32034=98) and no last marriage identified in 1985-1990

V32047 'MONTH LAST MAR SEP / TLOC= 1628- 1629 MD=98

Month Became Separated During Most Recent Marriage

If this individual became separated during his or her most recent of two or more marriages, this variable indicates the month he or she stopped living with the spouse. The year is given in V32048. The data are current as of the wave indicated in V32033. See the note immediately preceding V32009 for a description of the types of people about whom marriage history information was gathered and handling of multiple reports. Data about temporary separations during a marriage were not reported for retrospective histories, but could have been collected in the yearly updating of marriage events if the individual was separated at the time of interviewing.

45	01. January; "winter"
25	02. February
43	03. March
33	04. April; "spring"
24	05. May
29	06. June
35	07. July; "summer"
16	08. August
32	09. September no separation event was reported for the first/ only marriage;
18	10. October; "fall"; "autumn"
21	11. November
31	12. December
338	98. NA or DK date; status of most recent of two or more marriages is don't know or not ascertained (V32044=8)
46,200	99. No marriage history was collected for this individual in 1985-1990 (V32033=99); no separation event was reported for the most recent of two or more marriages; never married or married only once (V32034=00-01); number of marriages not ascertained (V32034=98) and no last marriage identified in 1985-1990

V32048 'YEAR LAST MAR SEP / TLOC= 1630- 1631 MD=98

Year Became Separated During Most Recent Marriage

If this individual became separated during his or her most recent of two or more marriages, the values for this variable in the range 01-90 represent the last two digits of the year he or she stopped living with the spouse. The month is given in V32047. The data are current for this individual as of the wave indicated in V32033. See the note immediately preceding V32009 for a description of the types of people about whom marriage history information was gathered and handling of multiple reports. Data about temporary separations during a marriage were not reported for retrospective histories, but could have been collected in the yearly updating of marriage events if the individual was separated at the time of interviewing.

- |     |   |
|-----|---|
| 98. | NA or DK date; status of most recent of two or more<br>marriages is don't know or not ascertained (V32044=8)  |
| 99. | No marriage history was collected for this individual in<br>1985-1990 (V32033=99); no separation event was reported<br>for the most recent of two or more marriages; never<br>married or married only once (V32034=00-01); number of<br>marriages not ascertained (V32034=98) and no last marriage<br>identified in 1985-1990 |

V32049 'LAST KNOWN MARITAL STAT / TLOC= 1632 MD=8

Marital Status of this Individual as of Wave Specified in V32033

This variable indicates the marital status reported for this individual as of the wave indicated in V32033. See the note immediately preceding V32009 for a description of the types of people about whom marital history information was gathered.

11,726	1. Married
8,394	2. Never married



INDIVIDUAL SUMMARY VARIABLES - 665

1,088	3. Widowed
1,662	4. Divorced, annulment
817	5. Separated
163	8. NA; DK
23,040	9. No marital histories were collected for this individual in 1985-1990 (V32033=99)